SAVE YOUR HOME IN A STORM: OUR 4-STEP ACTION PLAN P. 104

EASY UPDATES FOR A BASIC BATH

# This Old House

JULY | AUGUST 2006

# Kitchen & Bath Ideas

- 32 Inspired Designs
- Small-Space Solutions
- 43 New Product Picks

**HOW TO**

**BUILD A GARDEN PATH**

**PICK THE BEST WRENCH**

**PLANT A LOW-WATER LANDSCAPE**

THISOLDHOUSE.COM AOL KEYWORD: THIS OLD HOUSE

AIRSTREAM
V8 TITAN
TRUCKS CAN'T LIVE ON WORK ALONE.
4X2 CREW CAB
5.6L V6
305 @ 4900 RPM
FULLY-BOXED STEEL
9400-LB MAX
379 LB-FT/BEST IN CLASS
DVD/GPS NAVI SYSTEM
NISSANUSA.COM
THE FULL-SIZE
NISSAN
TITAN
NISSAN
SHIFT purpose

*We were energy efficient before it was cool. Or hot.*

Wood Casement Window

Vinyl Single-Hung Window

Premium Wood French Door

For years homeowners have relied on JELD-WEN® windows and doors to perform beautifully in all climates. Now, Low-E glass comes standard in our wood windows and patio doors, and in our Courtyard Collection steel doors. It's also an option in our vinyl or aluminum windows, and in our Premium Wood doors. Low-E is just one of a variety of energy saving choices from a company that's been an ENERGY STAR® Partner since 1998. For a brochure on any of our reliable windows and doors, or to find a dealer, call 1-800-877-9482 ext. 4478, or go to www.jeld-wen.com/4478.

ENERGY STAR

RELIABILITY *for* real life®

JELD-WEN. WINDOWS & DOORS


# july/august 2006 | CONTENTS

## features

KITCHEN AND BATH SPECIAL 2006


**78 Two Rooms, 43 Choices**
The latest products, hottest trends, and best technologies: Our favorites from the kitchen and bath industry's annual trade show

**90 One Kitchen, Three Ways**
Tips and lessons in creative, practical reimagining: How one designer created three unique kitchens from a single floor plan

**98 The Complete Half Bath**
It's the most public-private space in your home. A *TOH* primer on how to make your powder room a class act

**104 Bracing for the Big One**
Hurricanes, tornadoes, hail, and wind. We've prepared an expert four-part plan to help protect your home from catastrophic storms


PHOTOS: (CLOCKWISE FROM TOP) MOSES LUMPKIN; DAVID LEWIS TAYLOR; BENJAMIN BARRETT; RICHARD MAYHEW

A $4 DIY project can dramatically increase your roof's protection against uplift forces.

ON THE COVER


**77** Kitchen & bath ideas: Easy updates for a basic bath
**67** Build a garden path
**61** Pick the best wrench
**49** Plant a low-water landscape


Cover photograph by **Eric Piasecki**
Styling by **Christina Lane**

Yes, there's an insurance company that's as responsible as you are

For auto, home, or life insurance, call 1 800 4LIBERTY or visit libertymutual.com

Responsibility. What's your policy?™

Liberty Mutual.

Less forgiveness applies to customers who have been claim free for five consecutive years with Liberty Mutual. Not available in all states. © 2005 Liberty Mutual Group.

line of safety work shoes designed for women

* CAST IRON ROMAN EDGER, $15, SMITHANDHAWKEN.COM





## in every issue

**THIS MONTH ONLINE** 10
**FROM THIS OLD HOUSE** 15 | **MAIL** 18

## around the house

23 **No-stain granite counters | Prevent BBQ fires | Waterproof lumber; and more**

## departments

31 **Kitchen Design**
A sophisticated and colorful eat-in kitchen that can handle a crowd

37 **Bath Design**
Serene surfaces, a high ceiling, and a tub with a view add up to a luxurious new master bath

41 **Luxuries**
Decorative metal garden edging adds personality and definition to your yard

49 **Landscaping**
Create a less water-wasteful—and easier to care for—landscape with lessons from a garden in the dry West

57 **Green House**
Save money and reduce waste with eco-friendly building practices

61 **Toolbox**
Our roundup of the only adjustable wrenches you need

67 **Homeowner's Handbook**
Laying a gravel path

146 **Save This Old House**
An 1878 Italianate in Minnesota is free if you can move it to higher ground

## workshop

119 **Ask This Old House**
Wainscoting a stairway, straightening a leaning tree, cleaning marble, and more

123 **Skill Building**
Prying off molding to reuse, emergency roof covering, and more

128 **Norm's Notebook**
*TOH* master carpenter Norm Abram's tips for using adjustable wrenches

130 **Resource Directory**
Find the products and services featured in this issue

PHOTOS: (CLOCKWISE FROM TOP) ERIC H. SMITH-ALBION BROOTIE; LISA ROMERIN; TED MORROW; JULIAN WADE

# TOWS THE LINE. AND EVERYTHING ELSE.

## PRESENTING THE GMC® SIERRA.®

Where do you turn when the job demands all the strength you've got? Look to the most powerful lineup of V8 pickups available on the road today.* The GMC Sierra, the first full-size pickup professionally engineered with Tow/Haul mode.† It gives automatic transmissions like the optional Allison® a dual-mode shift program that holds gears longer, transferring torque where it's needed most. So you can tow up to 16,700 lbs.§ depending on the engine you choose — the Vortec™ 6000 V8, the Vortec 8100 V8, or the DURAMAX™ 6600 diesel. And with the innovative Dynamic Brake Proportioning system (standard on all models), you'll have great stopping power. The mighty GMC Sierra. Pulls its weight. And than some. Visit WWW.GMC.COM or call 1-800-GMC-6782.

GMC.

WE ARE PROFESSIONAL GRADE.

# Win Andersen® windows for your home.

And not just any windows. Our 400 Series with new High-Performance™ Low-E4™ glass. It has an invisible coating that when activated by sunlight loosens dirt and reduces water spotting by up to 99%. It dries faster too, for easier cleaning. For the complete High Performance™ Low-E4™ glass story, visit andersenwindows.com/LowE4.

**To enter for your chance to win new windows for your house, simply go to andersenwindows.com/LowE4.**

NO PURCHASE NECESSARY TO ENTER OR WIN. The Andersen Windows High-Performance™ Low-E4™ Sweepstakes is open to homeowners who are legal residents of 50 U.S. and DC, 18 years or older. Void where prohibited. Sweepstakes begins at 12:00:01 a.m. ET on 4/1/2008 and ends at 11:59:59 p.m. ET on 6/27/2008. For entry information, to enter online and for complete Official Rules, visit www.andersenwindows.com/LowE4. Sweepstakes subject to full Official Rules. Sponsor: Andersen Corporation, 100 4th Ave. N., Bayport, MN 55003-1096. © 2008 Andersen Corporation. All rights reserved.

*Come home to Andersen.™*

# ONLINE @thisoldhouse.com

NEW TOH BLOGS!

- Secret Sources
- Cool Products
- Our Editors at Home

*with daily updates*

**Find It in One Click® thisoldhouse.com/shortcuts**

## Build the Perfect Deck

But before you dig that first footing, it's best to have a plan. *This Old House* shows you how to avoid budget, zoning, and aesthetic nightmares so you can get the deck you've always wanted. Go to thisoldhouse.com/shortcuts

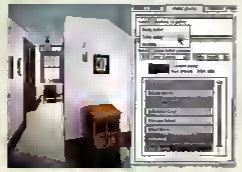

## Paint a Room Without a Brush

Get a feel of commitment when it comes to paint colors? Our new Digital Designer lets you download photos of your soon-to-be-painted rooms and slap on the first coat electronically. Go to thisoldhouse.com/shortcuts

## Creepy Crawlies

**Last month we asked our online users, "What is the worst pest you've ever encountered?"**

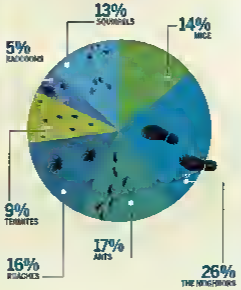


## Bust That Dust

And do it fast. Your house can collect up to 80 pounds of it each year—not to mention nasty amounts of airborne bacteria, mold spores, and pollen. But you can maximize your air quality by following just a few simple steps. Go to thisoldhouse.com/shortcuts

*Participate in our new poll: thisoldhouse.com/shortcuts*

PHOTOS: (TOP) BETTY MADES; (BOTTOM LEFT) FLYING EIN/ME LTD; PROXIMAT; ROBERT HARDIN

*Windows built on the philosophy:*

# You've got better things to do than clean windows.

*Introducing High-Performance™ Low-E4™ glass from Andersen. The new standard. Exclusively available from Andersen.*

*Our High Performance™ Low-E4™ glass cuts harmful UV light by 83% which helps prevent furniture from fading. It's like sunblock for your home.*

*A protective film on the interior and exterior helps keep off mortar, paint, dirt and dust during construction. Then it peels off easily for spotless windows.*

*High Performance™ Low-E4™ glass is so superior you can even hear the difference. It reduces unwanted noise more effectively than single-pane glass.*

***When activated by sunlight, High-Performance™ Low-E4™ glass stays cleaner because it loosens dirt and reduces water spotting up to 99%. It dries faster too, for easier cleaning.****

*Insulate your wallet with energy savings. Between the panes of glass is a special Argon gas blend that maximizes your heating and air conditioning dollars—35% more efficient in the winter, 41% more in the summer.*

For the complete story, visit andersenwindows.com/LowE4.

*Come home to Andersen.™*

© 2008 Andersen Corporation. All rights reserved. *Exterior of glass only

Get the most out of your EOS 30D and EOS Digital Rebel XT with custom EF-S series lenses

**Canon EF-S lenses** are optimized specifically for use with select digital SLRs*. The **EF-S 17–85mm f/4-5.6 IS USM** is a powerful lens, with Image Stabilization delivering both wide angle and telephoto coverage capabilities. For even greater wide-angle coverage, try the **EF-S 10–22mm f/3.5–4.5 USM**. For superb performance, especially in low light, the new **EF-S 17–55 f/2.8 IS USM** zoom lens with Image Stabilization is a great choice. And to bring it in real close, try the **EF-S 60mm f/2.8 Macro USM** to capture details you never noticed. Not sure what you're after? The **EF-S series lens family** is sure to stimulate the artist you never knew existed. Of course, you can also choose from over 50 compatible Canon EF lenses.

**Canon isn't just any camera so don't use just any lens**

*EF-S lenses can be used on the EOS 30D, 20D, 20Da, Digital Rebel XT and Digital Rebel only.

**Canon**
*imageANYWARE*

©2006 Canon U.S.A., Inc. Canon and EOS are registered trademarks of Canon Inc. in the United States and may also be registered trademarks in other countries. IMAGEANYWARE is a trademark of Canon. All rights reserved. For more information, visit us at **www.usa.canon.com/consumer** or call **1-800-OK-CANON**.



**This Old House**
MAGAZINE

**EDITOR**
**Doug Cornelssen**

DESIGN DIRECTOR
Amy Rosenfeld

**EDITORIAL**

EXECUTIVE EDITORS
Kathryn Kellar, Laura Gulstrain

EDITORIAL OPERATIONS DIRECTOR
Carolyn Blackmar

BUILDING TECHNOLOGY EDITOR
Thomas Bond

SENIOR EDITORS
Alexandra Brandon, Amy R. Hughes

DESIGN EDITOR
Colette Scanlon-Grilo

TECHNICAL EDITOR
Mark Powers

PROJECTS EDITOR
Jason Chapman

ASSOCIATE EDITOR
Keith Randall

COPY CHIEF
Leslie Mentlen

COPY EDITOR
Susan Ryan

EDITORIAL ASSISTANTS
Ashley Wamble, Harry Sawyers, Natalie Rodriguez

CONTRIBUTOR
Mark Feirer

ASSISTANT TO EDITOR
Michael Stelzer

EDITORIAL INTERN
Patrick Ojeda

**ART**

ART DIRECTOR
Hylah Hill

PHOTO EDITOR
Denise Skaggs

DEPUTY ART DIRECTOR
John W. Taylor

ASSOCIATE ART DIRECTOR
Daisy Kim

EDITORIAL PRODUCTION MANAGER
Yoshiko Taniguchi-Cornella

ART/PRODUCTION ASSISTANT
Robert Hanlin

PHOTO ASSISTANT
Leah Vinkuan

**ONLINE**

MANAGER
Antonella Severo

EDITOR
Betsy Andrews

PRODUCER
Timothy Dahl

ONLINE AD COORDINATOR/PRODUCER
Ken Hanlin

**ADVERTISING SALES**

**WESTERN SALES OFFICES**
ACCOUNT REPRESENTATIVE Keith Morell (310-268-7349)
SALES ASSISTANT Mary Infanfant (310-268-7456)

**SOUTHEAST SALES OFFICE**
ACCOUNT REPRESENTATIVE Carmen Collins (404-364-4087)
SALES ASSISTANT Christy Chapman (404-364-4008)

**DETROIT SALES OFFICE**
MIDWEST SALES DIRECTOR David Howe (248-362-7813)
SALES ASSISTANT Debra Jewett (248-362-7816)

**RESOURCE/CLASSIFIED ADVERTISING MEDIA PEOPLE INC.**
RESOURCES Jennifer Izzo (800-789-9957)
CLASSIFIED Tammy Mellermott (800-542-5686)

**NEW YORK SALES OFFICE**
NORTHEAST SALES MANAGER Liz Meier (212-522-7347)
ACCOUNT REPRESENTATIVES Karen Bonvegna (212-522-7364), Michael Carroll (212-522-7812), Jonathan Tabrisky (212-522-6319)
SALES ASSISTANT Alexandra Crouch (212-522-7301)

**BOSTON, MURPHY MEDIA**
ACCOUNT REPRESENTATIVE Kevin Murphy (617-859-3636)

**CHICAGO SALES OFFICE**
SR. ACCOUNT REPRESENTATIVE Todd Zimmermann (312-321-7699)
ACCOUNT REPRESENTATIVES Lynn Caldwell (312-321-7842), Sally Moulton (312-321-7887)

**ADVERTISING MARKETING**
MARKETING DIRECTOR Allison K. Zinkowski
SENIOR PROMOTION MANAGER Naomi Russell
PROMOTION/ART DIRECTOR Gaffney Poplar Barnett
SENIOR SALES DEVELOPMENT MANAGER Julie A. McKinnon
SALES DEVELOPMENT MANAGER Kelly Austin
ASSOCIATE MANAGER, SALES DEVELOPMENT Hardie Carnhart
MARKETING COORDINATOR Jan Fabry

**CONSUMER MARKETING**
DIRECTOR Hank Frisbie
MARKETING MANAGERS Adam Fetter, Kristen Shea, Nicholas Trader
PLANNING MANAGER Murray Jones

**PRODUCTION**
DIRECTOR OF PRODUCTION Susan Power
PRODUCTION MANAGER Paul Calandriello

**INFORMATION TECHNOLOGY**
DIRECTOR David Yu
MAGAZINE TECHNOLOGY MANAGER Robert Mullins

**THIS OLD HOUSE VENTURES, INC.**
SENIOR DIRECTOR TELEVISION AND VIDEO Michael Burton
LEGAL Roberta Sanfuentes
EXECUTIVE ASSISTANT Dawn Gee

**BUSINESS OPERATIONS**
GENERAL MANAGER Joseph J. Carnevale
FINANCE MANAGER Janet Feeley
ASSISTANT FINANCE MANAGER Aaron Fielder
ADMINISTRATIVE COORDINATOR Abigail Devine

**EDITORIAL BOARD, THIS OLD HOUSE**
MASTER CARPENTER Norm Abram
GENERAL CONTRACTOR Tom Silva
PLUMBING AND HEATING EXPERT Richard Trethewey
LANDSCAPE CONTRACTOR Roger Cook
HOST Kevin O'Connor

PRESIDENT Thomas F.X. Allen
PRESIDENT, TIME4 ENTERTAINMENT Paul Sweeter
SENIOR VICE PRESIDENTS Victor M. Sacerdoff, Todd Unger, James F. Wise
EDITORIAL DIRECTOR Scott Mowbray
DIRECTOR OF COMMUNICATIONS Samara Farber Marrow

This Old House (ISSN 1066-2634) is published ten times a year by This Old House Ventures, Inc. ©2006 This Old House Ventures, Inc. This Old House and the This Old House window logo are registered trademarks of This Old House Ventures, Inc. Subscribers: If the post office alerts us that your magazine is undeliverable, we have no further obligation unless we receive a corrected address within two years.

"My son is always ready for anything. And with my fast Canon EOS Digital Rebel XT, so am I."

When we're at the amusement park, there's no such thing as too fast, too bumpy or too wet for my son. The same goes for me because I always carry my 8.0-megapixel EOS Digital Rebel XT. With its quick 3 frames per second shooting and virtually instant shutter response, I can count on getting the shots I used to miss. Plus, it's so small and light, it's easy to keep up with him while he runs from ride to ride. And if you think he looks thrilled now, you should see his face when he sees the prints. No wonder it's ***America's favorite Digital SLR****

Preserve life's memories with beautiful prints from Canon PIXMA photo printers.

EOS DIGITAL REBEL XT

**Canon**
*imageANYWARE*

8.0-MEGAPIXEL CMOS SENSOR • DIGIC II IMAGE PROCESSOR • 3 FRAMES PER SECOND • 0.2 SECOND STARTUP TIME • SMALLEST AND LIGHTEST EOS DIGITAL SLR TO DATE**

**To learn more about how you can get the most out of your EOS Digital Rebel XT, visit the Canon Digital Learning Center at www.photoworkshop.com/canon**

©2006 Canon U.S.A., Inc. Canon, EOS, EOS Rebel and DIGIC are registered trademarks and PIXMA is a trademark of Canon Inc. in the United States and may also be registered trademarks or trademarks in other countries. IMAGEANYWARE is a trademark of Canon. All rights reserved. For more information, visit us at **www.usa.canon.com/consumer** or call **1-800-OK-CANON**. The Canon EOS Digital Rebel XT is available in silver and black. Source: 2005 The NPD Group. *As of April 2006. Printers sold separately. Printer output image simulated.

**The sleek, quiet, efficient Affinity Air Conditioner.**
**Available in seven designer colors, because not everyone likes gray.**

Only York's Affinity Series has QuietDrive™ noise-reduction technology, R410 refrigerant for environmental friendliness and a selection of seven colors to choose from. So, just like carpeting, countertops and appliances, you can choose the color that best complements your home. It's just the latest innovation from York, the company with over 130 years of experience in design and innovation. For more information, call your local York Dealer at 800-910-YORK. Or, visit www.yorkupg.com.

YORK®
It's time to get comfortable.™



# So Many Choices to Obsess Over

Tile, linoleum, stone, or solid surfacing? The editor considers what feel like countless countertop options.

I CALLED MY GRANDMOTHER DOWN OFF THE ROOF. This was back in May, after I'd just returned from the Kitchen and Bath Industry Show, and my head was spinning with how many sinks, stoves, faucets, fridges, and toilets the average remodeler—me, say—could be indecisive about. I needed decision-making help from someone sensible. If there is anyone in my family who has both feet on the ground, it is Olive. For example, my grandmother would never pay for clean gutters when there are gloves, a bucket, and a perfectly decent ladder in the garage. Granted, ladders don't guarantee good sense, especially in one's ninth decade, but you'll have to trust me on this.

Once she was off the last rung, I asked Olive if I need one of those freezers that could become a refrigerator, or the refrigerator that turns into a stove to cook dinner while you're still at work. She picked a couple of leaf bits off her sweater, shook her head, she said she'd managed to cook Thanksgiving dinner for 30 with a simple four burner stove for years. I asked her about the faucets that made water glow blue when cold and red when hot, she said she'd had lead water pipes, because copper was too precious for the war effort to be wasted on homes. And then I asked her about the washers that sensed how dirty clothes were, and she said she'd raised my mother and four other kids long before Pampers and without a washer and dryer (which, knowing how full of it my uncles are, is likely the reason she took to the roof and its fresh air in the first place). I knew how she'd respond to the flat-screen TVs in the bathroom, but I couldn't resist. If you're going to be sitting down for that long, she said, I don't know why you couldn't do something useful, like read.

My grandmother's always right, but I'd recommend the sofa or a good armchair and a turn to page 78. You won't need everything in our Kitchen and Bath Special, but you're bound to find a few items even Olive would spring for.

SCOTT OMELIANUK
EDITOR

P.S. A couple years ago, at my mother's house, a severe thunderstorm storm came up suddenly, and Olive, who'd last been seen in the yard, was nowhere to be found. The wind was howling, and branches were beginning to break off the trees. We panicked, thinking she might be up on the roof again. And then we heard her calling. It turns out she was already inside, where she'd thrown her body against a flapping sunporch door. She was keeping the weather, which we later learned included 75-mph winds, outside where it belonged. Though not everyone has an Olive, I hope our storm package on page 104 will be just as helpful to you as she is to me. It's got plenty of good, simple advice on things any homeowner can do today that'll help to ensure tomorrow's hurricane, tornado, or any other of nature's furies will not get the best of you. I think it's a must read.

PHOTO: IAN SPANIER

THE WIDEST INTERIOR SPACE AVAILABLE. THE WIDEST INTERIOR SPACE AVAILABLE.

(YES, THERE'S AN ECHO IN HERE.)

NO OTHER REFRIGERATOR TODAY HAS MORE AVAILABLE CONTINUOUS SPACE THAN THE KITCHENAID® BUILT-IN FRENCH DOOR REFRIGERATOR. AFTER ALL, WE BELIEVE EVERY SERIOUS COOK DESERVES A KITCHEN WITH A WIDE OPEN, BEAUTIFUL, PANORAMIC VIEW.

KitchenAid®

FOR THE WAY IT'S MADE.®

KITCHENAID.COM/REFRIGERATOR

®REGISTERED TRADEMARK/ ™TRADEMARK OF KITCHENAID. U.S.A. ©2006 ALL RIGHTS RESERVED.

## Storage Savvy

Thanks for "Hidden Assets" [May], which couldn't better describe what makes for a sane kitchen. The undersink organizer and turntable doors make especially brilliant use of what's often wasted space. And I'm a great fan of the hideaway bins, which we've used before in a few kitchen renovations by the firm where I'm an architectural designer. These innovative solutions to better storage and function are good ideas even for an experienced designer. And I'm sure many clients will be walking in the door with your issue already in hand!

JA BEAUDELINE FLEURANT, NEW YORK, NEW YORK

## Problems With Plastic Pipe

I was very excited to see green ideas for the home ["Natural Selections," May]. I enjoyed the article and will likely use some of the tips when I move into my next home.

But as a public health professional, I was surprised that the issue also included two pieces that encourage the use of PVC in the home ("10 Uses: PVC," and "Beasts of Burden"). According to the EPA, PVC or polyvinylchloride contains dioxins and DEHP, both of which have been shown to lead to multiple health problems, from birth defects to cancer in animals. The Healthy Building Network says PVC is "the worst plastic from an environmental health perspective, posing major hazards in its manufacture, product life, and disposal," and supports a shift away from PVC dependence. I encourage you to explore the issues surrounding PVC and help educate your readers about healthy home construction in coming issues.

MARIANNA SACHSE, EYE MAIL

## Scare Chipmunks Off With *What?*

Thanks for finally finding a humane method for discouraging the cute but pesky chipmunk [Ask This Old House, May]. But just how fast do I have to be able to run to track down a fox or coyote to request a urine sample? Where do I find this stuff?

TED BARTO, CLEVELAND, OHIO

PHOTO: KEATE

**The editors reply:** You don't have to get out your running shoes, Ted. If you can't find a urine-based repellent at your local nursery, try going to predatorpee.com—yes, that's really the name, and no, we don't know how they collect the stuff.

## Rainwater Storage

While I am all for good ecological approaches to resource use, I feel that your article ["Tapping the Skies," April] is not fair about the details for saving rainwater. A check of my own bills shows over 100,000 gallons of yard water used in the past year. My 2,000 square feet of roof with 15 inches of rain per year in my area would provide 2,500 cubic feet, or 18,700 gallons, far less than what I use. To store that amount would take at least 228 of the 82-gallon units, at a cost of over $45,000. Even ignoring the price tag, where do I keep 228 barrels?

PAUL MONACO, MEDFORD, OREG.

**The editors reply:** Remember that you're not storing that whole amount at once; you're using up your stores during the dry times and refilling with each rainfall, so you don't need that many barrels. Keep in mind, too, that rain barrels are usually used as a supplement to other water sources, not to exclusively maintain a large, thirsty yard. The best way to optimize your water use is to landscape with what your local rainfall will actually support, a practice called xeriscaping. Check out "Reining in Water Use," page 49, for advice and ideas on water-wise planting.

## corrections

**"A Lock on Style," May:** The lockset shown in the Table of Contents but not seen in the article is in Venetian Bronze finish, $185, kwikset.com.

**"Made for the Shade," May:** The correct height for *Viola labradorica*, aka Johnny jump-up, is 3 inches.

**"A Bath Divided," April:** The tub filler shown is #934 by Newport Brass, newportbrass.com, not by Hansgrohe as stated. We also wish to clarify that designer Randy Cohn works for Gayler Construction, which oversaw the project.

## how to reach us

**THE EDITORS**
**Address.** This Old House magazine, 1185 Avenue of the Americas, 27th Floor, New York, NY 10036
**E-mail.** TOH_letters@timeinc.com
Please include your full name, address, and daytime phone number. Published letters will be edited for clarity and length and may be used in other media.
**Editorial Query Line.** 212-522-5015

**SUBSCRIPTIONS**
You can order or manage your subscription online at thisoldhouse.com/customerservice. Or e-mail subsvcs@thisoldhouse.customerserve.com or call 800-255-7237.

**BACK ISSUES**
To order, visit thisoldhouse.com or call 800-357-4465.

**BOOKS**
To order This Old House books, visit thisoldhouse.com or call 800-676-2643.

**ADVERTISER CONTACTS**
To contact our advertisers for product information, visit homeownerhelpline.com or call 800-424-0055.

IF YOU HELPED YOUR SON BUILD HIS SCHOOL PROJECT,
YOU'RE A MITCHUM MAN.
Mitchum
WITH YOU ALL THE WAY.
Anti-perspirant with the maximum level of active ingredient for all day protection.
MITCHUMMAN.COM
©2006 Revlon Consumer Products Corp., New York, NY 10017

IF YOU TOOK IT PERSONALLY WHEN HE GOT A "B,"
YOU'RE A "SENSITIVE" MITCHUM MAN.
NEW
Mitchum Sensitive Skin
STRONG, YET SENSITIVE.
Powerful all day protection in a hypoallergenic fragrance-free formula.
MITCHUMMAN.COM
©2006 Revlon Consumer Products Corp., New York, NY 10017

BUILT FORD TOUGH

BOLDMOVES

A 5,800-lb. payload*
will make quick work
of any job.
Maybe even your 9-to-5.

'07 Super Duty®

fordvehicles.com

Properly equipped.

**Family Friendly**

Little helpers. Big messes.
Kindred sinks take it all in stride with comfortable style, handy accessories, and a lustrous finish that lasts and lasts.

Doggone affordable, too.

KINDRED

Visit www.frankeconsumerproducts.com
Or call 800 626 5771

PHOTO: HEATE; ILLUSTRATIONS: T M CARROLL

# around the HOUSE

{ GOOD TO KNOW }

On August 25, 1939 Judy Garland gave the phrase "There's no place like home" new popularity with the release of *The Wizard of Oz*.

## No-Stain Stone

### New granite countertops that don't require sealing

PUT DOWN A HOT SKILLET, scale a fish, shatter a glass, your granite countertop can take it. But forget to wipe a little spilled red wine or fail to rinse a peanut-butter-slathered knife before setting it down, and your precious stone can stain.

Untreated granite—impervious to heat, bacteria, and chipping—is notoriously vulnerable to discoloration from dark or oily foods. But not anymore. A new stain-resistant granite called Stonemark debuts this summer. Before the polished stone even reaches the home center (let alone your kitchen) it's impregnated with a water-based solution that's guaranteed to ward against unsightly marks for 15 years.

Until now, the best defense against staining has been to catch spills before they penetrate the porous stone. Periodic treatments with a surface sealer extend that response time and make cleanup easier, but homeowners often fail to keep up with the maintenance, says Fred Hueston, director of the National Training Center for Stone and Masonry Trades. "Granite is one of the most expensive countertop materials," says Hueston. "You don't expect to have to treat it."

Stonemark is currently sold at 500 Home Depot stores in 12 states, stay tuned for more locales. It comes in 60 colors and looks and feels the same as other granite. And at $50 to $90 a square foot installed, it costs about the same, too. Visit stonemark.com for details.

—AMY R. HUGHES

A tipped can of tomatoes on white granite used to send cooks dashing for a sponge. Now they can take their time and stir the sauce.

### SPEAKING OF COUNTERTOPS...

**EVERYBODY MUST GET STONE**
The U.S. imported $1.2 billion worth of granite in 2005, up from just $372 million five years earlier. About a third of it came from Brazil, according to *Stone World* magazine.

**MEASURE TWICE**
To determine how much stone to buy, measure the length and width, in inches, of your existing countertop, and multiply the numbers. Divide the total by 144 to get the square footage.

**MOUNT RUSHMORE**
In 1927 the faces of presidents Washington, Jefferson, Lincoln, and Roosevelt started to take shape on a 17 billion-year-old swath of granite in South Dakota's Black Hills.



{ THE DESTINATIONS }

## CHARLESTON, WEST VIRGINIA, DOWNTOWN CHARLESTON HISTORIC DISTRICT

A colorless crystalline compound—that d be salt—established the pillars of Charleston West Virginia society In the early 1800s, the discovery af nearby salt brines gave rise to dozens of mercantile businesses along this fledgling city's waterfront. Their proprietors, or so-called salt barons, built Greek Revival–style mansions, some of which still stand today The city became even more prominent In 1870 when West Virginians gave Wheeling tha baof and made Charleston the new state capital Today, a massive limestona capitol building crowns the city with its 293-foot-high gold-leafed dome.

Kanawha Street (circa 1920) was ance a bustling commercial center Tree-lined Capitol Street boasts dozens of shops and restaurants housed in historic buildings.

Surrounded by tha Appalachian Mountains Charleston s natural beauty is as good a reason as any for a visit aspecially in the fall when a volcanic aruptian af foliage rises from tha city s wooded backdrop. But for a look at its impressive man-made anvironment walk along Capitol Street in tha downtown historic district There you ll find peaceful tree-lined sidewalks and impeccably preserved late 19th and early 20th-century buildings that now house shops and restaurants Charleston's assortment af houses of worship is impressive as well, especially the Kanawha Presbyterian Church, a Victorian-era Gothic Revival masterpiece, built in 1873 that features a Tiffany glass window

A visit should also include a taste of soma down-home-style music. Offered up regularly at Charleston s Cultural Center Theater is the *Mountain Stage* public radio program featuring natianal acts such as tha Del McCoury Band, Alison Krauss, and REM (visit mountainstage.org for tickets). —KEITH PANDOLFI

{ ORIGINS QUIZ }

**Q / A**

**Before string trimmers snipped weeds alongside houses and around saplings, tha green-thumbed had to crouch down and cut the little suckers by hand. It was such tedium that drova George Ballas of Houston, Texas, to create a machine to whip weeds without damaging the objects beside them as a metal blade would. The idea came to him at tha car wash while watching the spinning brushes. By punching holes in a discarded popcorn can and weaving in short lengths of knotted fishing line, Ballas simulated the brush. He then attached the can to the rotary on a motorized lawn edger, and the string trimmer was born.**

**In what year did Ballas patent his whipper snipper?**

**A. 1947 B. 1959 C. 1972 D. 1986** (Turn to "Origins: Answer" page 26)

10 USES

# Drywall Bucket

Joint compound is exactly what you need when sealing seams in drywall but tha 5-gallon plastic bucket it comes in just may be more useful than the mud itself It doubles as a seat a stilt even a drum and you can never have too many Buckets can, of course, always hold other buckets. —HARRY SAWYERS

**Use them to:**

1. Tama a garden hose. Coiled in a bucket, it's neatly stored and stays tangle-free.
2. Resuscitate a rhododendron. *TOH* contributor Mark Fairer drills a ¼-inch hola near the bottom of the bucket and places it next to tha plant to give it a long, slow drink. Beware that a water-filled bucket can be a drowning hazard if a small child falls in
3. Contain and dispense flashing Cut a slot in the buckat s side and feed the end of the metal spool through it.
4. Make a dry sink Cut a hola in a wood potting bench that s just big enough for the bucket to slide into and rest its lip on Use it to rinse veggies or hold flower cuttings.
5. Farm worms. Wigglers which feed an composted greens, aerate soil Nurture them in a bucket of leaves, grass clippings, peat moss, and damp, shredded newspaper Drill tiny holes in tha bottom to drain water
6. Anchor deck posts. Slice off the pail's bottom with a hacksaw spray tha inside with a concrete release agent partially bury it where tha post wil go, and fill it with wet cement Sink a post anchor in the slurry and lift up tha hollowed-out pail when it sets.
7. Carry garden tools. *TOH* landscape contractor Roger Cook wraps a canvas tool apron around the outside of a bucket so he ll always have pruners and a waste receptacla at tha ready
8. Combine paint Even out color variations among several cans of paints by mixing them together in a bucket Pour through a mesh window screen to strain impurities
9. Clean masonry tools Hose down trowels and knives in a bucket with ¼ inch holes drilled in the bottom Stand tools upright to dry
10. Deliver tree-house supplies. Make a dumbwaiter to hoist provisions and lower trash with a rope looped through a pulley on a branch.

PHOTOS (CLOCKWISE FROM TOP LEFT) COURTESY OF THE WEST VIRGINIA STATE ARCHIVES; BETTY BRAWLEY COLLECTION; COURTESY OF STEVE SHAKUN/THE WEST VIRGINIA OFFICE OF TOURISM; KEATE; COURTESY OF ELECTROLUX

imagine a refrigerator that adjusts to your lifestyle.

Imagine being abis to go from fridge to freezer to everything in between at the touch of a button The revolutionary Samsung Quatro Cooling Convertible Refrigerator gives you two adjustable lower compartments—four cooling compartments in total allowing you to fine-tune the cool, no matter the occasion With Samsung, it s not that hard to imagine www.samsung.com

Quatro cooling

SAMSUNG

## WANTED: WOMEN'S BOOTS MADE FOR WORKING

This Old House editorial assistant Ashley Womble searches for steel-toed kicks

LAST YEAR I WORE TENNIS SHOES to our annual charity house renovation project for AmenCares Home Front. A *TOH* newbie, it was my first trip to a job site, and after witnessing a colleague's near miss with a dropped Belgian block and narrowly averting a broken toe or two myself when a gallon of paint slipped from my grip, I realized that my sneaks were inferior. Seeking a pair of steel-toed work boots for this year's project, I roamed the shoe department at Paragon, New York City's largest athletic and work gear store. But among the 700 styles of boots lining the walls, not a single pair fit the bill—or my feet, for that matter. They had lots of gargantuan work boots for men, but none sized for women's smaller feet.

Frustrated, I took my search online but found only western ropers, motorcycle, and hiking boots. With our project day looming near, I went to an Army-Navy store that also caters to the hard hat crowd. That's where I first laid my eyes on Timberland's new line of women's work boots. "Do you work in construction?" the salesman asked as I slipped on a surprisingly cozy pair. I could in these babies, I thought.

Among Timberland's line of six safety-toe shoes for women are the classic yellow and brown leather work boots, mesh low-tops for clearing brush, and clogs that support your arches while painting. They start at $80. (see timberlandpro.com for dealers.)

{ SAFE HOUSE }

## PREVENT BBQ FIRES

This year, exceptionally dry weather coupled with human carelessness has ignited uncontrolled fires in nearly a dozen states, including California, Texas, Oklahoma, and Michigan. The scorchers have destroyed millions of acres, hundreds of homes, and caused more than a dozen deaths nationwide. Meteorologists now say that this summer will be among the hottest and driest on record. That means little sparks from your Fourth of July barbeque extravaganza could spread like—you know—wildfire. Take the following steps to avoid such a flame up:

**1.** Position your grill at least 2 feet away from wood siding, deck railings, awnings, and low-slung tree branches.
**2.** Make sure grill equipment is in good shape. Propane or natural gas can leak from rusty tanks, cracked hoses, and corroded couplings, sending out a dangerous effluent.
**3.** Use kindling, rather than lighter fluid, to revive a flame.
**4.** Keep an eye on an open grill at all times. Simply closing the cover at the first sign of trouble could suffocate a fire.
**5.** Empty spent ashes into a metal bucket filled with water and let sit for a day before burying them in the garden.
**6.** Keep an extinguisher handy outside to quickly douse a fire should it get out of hand.

Q
A

{ ORIGINS: ANSWER }

**C. 1972. While Ballas devised the contraption in 1971, he and friend Thomas Geist worked out the kinks to create a more marketable device that was patented a year later. Now, about 66 million Americans own a "Weed Eater" or one of the many spin-off string trimmers competing for space in garden-center aisles.**

PHOTOS (CLOCKWISE FROM TOP LEFT): MEATE; PICTURE QUEST; COURTESY OF ELEC. PRODS.

## HOUSE OF BLUE

A curiously colored, waterproof wood fights bugs, fungus, and mold

At some point in the life of your house, the lumber that holds it together will get wet. The flashing will fail, the roof will leak, or, as demonstrated by last year's hurricanes, the rains will drive and the waters will rise. Frame a house with blue lumber, though, and the water won't wet the wood in the first place.

So says Bluwood, whose answer to the glaring question about the glaring color is unsatisfying. (It's a marketing gimmick.) What is satisfying is the Florida company's "infusion film" sealant, a waterproof barrier that they promise will keep moisture out of structural lumber while keeping the wood a insect- and fungus-fighting borates in. Borates have long been known as environmentally friendly wood preservatives; the problem is that when the wood gets wet, borates leach out and leave it vulnerable. Bluwood is backing up its claims in a walk-in petri dish they call the "mold house." Inside, an ongoing two-year experiment shows untreated samples rotting away while the Bluwood remains unaffected.

Just about any species of wood can be special-ordered from the lumber-yard with a Bluwood sealant. The treatment adds about 20 percent to the cost, but the wood will be guaranteed for the life of the house. And if blue's not your color, just remember, it gets covered by the drywall. Visit bluwood.net for dealers. —HARRY SAWYERS



# New Gear for Roses

All you need to water, feed, and tend them

YOU DON'T HAVE TO LIVE IN THE WHITE HOUSE to have a beautiful rose garden. With about 1.8 million rosarians (yes, it's a real word) growing America's favorite flower, rose gardening could edge out baseball as the national pastime (just kidding, Big Papi). So it's no surprise there's a new crop of tools on the market specifically designed for cultivating the thorny beauties. Make room on your potting bench for these essentials. —ASHLEY WOMBLE

1 | **SPRINKLER** The colorful and durable plastic watering can has a nonslip, cushiony rubberized handle, as well as a swiveling spout for easy storage. 2-gallon Pour & Store Watering Can, $25, oxo.com

2 | **HANDLER** These comfy kidskin leather mitts were designed by a hand surgeon with the rose gardener in mind. The extra long cuffs protect arms from thorns, while reinforced palms and finger pads improve grip strength and increase durability. Rose Garden Gloves, in men's and women's sizes, $45, bionicgloves.com

3 | **CUTTER** These snips have 3-inch blades for lopping roses when it's time to bring them inside to put in a vase. Slide the stems through the half moon shaped notches to remove the thorns. Snip & Strip snips, $9, leevalley.com

4 | **FERTILIZER** This organic mix is packed with beneficial soil microbes to break down organic matter, stabilizing soil so that it can be absorbed easily by the plant roots. Added seaweed extract encourages stem growth. Dr. Earth Organic 3 Rose and Flowers Formula, $7.99 for 4 pounds, see drearth.com for dealers.

PHOTOS (TOP) HEATH; (CUTTING) SEAN WILLIAMS

**Introducing BAND-AID® Brand TOUGH-STRIPS® WATERPROOF**

Now there's a bandage that protects you even under the toughest, wettest conditions. New BAND-AID® Brand TOUGH-STRIPS® Waterproof have a Super-Stick adhesive and a unique fiber reinforcement that makes them 2X stronger than ordinary waterproof bandages. So they stay on strong until the job's done.

Johnson & Johnson

ELEGANCE AND EVERYDAY LIFE HAVE A MEETING PLACE.

Introducing Eliana™ Grace and enduring style have found the perfect home.
Available exclusively at Lowe's

LOWE'S
Improving Home Improvement

Lowe's Item #230555 (Moen model #84470)
Lowe's and the gable design are registered trademarks of LF, LLC.

MOEN
Buy it for looks Buy it for life®

1-800-BUY MOEN • www.moen.com
© 2006 Moen Incorporated. All rights reserved.
Moen, Buy it for looks, Buy it for life is a registered trademark and Eliana is a trademark of Moen Incorporated.





# Fit for the Family

>> It took this couple years to come up with a sophisticated, colorful kitchen that can handle a crowd

BY JILL CONNORS
PHOTOGRAPHS BY ERIC PIASECKI

**BEFORE** In the old space, the worn-out fridge was awkwardly stuck in a corner near a now relocated back door
**AFTER** Green upper cabinets and a glass-tile backsplash are set off by yellow base cabinets topped with honed black granite. A built-in teak table forms a T with the center island above limestone floors.

THERE'S TRUTH TO THE OLD SAW that you should live in a house for at least a year before embarking on a major renovation. But there's risk as well. Too often that year stretches to several. For Jim and Nadine Bilotta, make that seven. That's how long it took them to tackle the fake-wood cabinets, laminate counters, and vinyl flooring—not to mention the freezer whose in-the-door shelf required a bungee cord to keep items in place—that came with their 1930s house in Mamaroneck, New York. The delay is especially long considering that Jim's family business, Bilotta Kitchens, sells high-end kitchen cabinets. "People would come to the house expecting a gorgeous kitchen," says Jim. "Their jaws would drop in shock."

The kitchen that emerged after a major renovation reflects Nadine's love of cooking and color, and Jim's requirement that it be different from what he saw every day. Working with designer Randy O'Kane, the couple doubled the room's square footage and brightened the space with a palette of green and yellow. Now there's plenty of room for dinner with their two daughters, 12 and 15, as well as extended family who stop by—both husband and wife come from big Italian families where "everyone has to participate in meal preparation," says Nadine. "It's open, it's friendly, and we can have 22 people in the kitchen without feeling crowded," she says. "I'll never figure out what took us so long."

STYLING CHRISTINA LANE

B / A **BEFORE** At just 9 by 13 feet, the kitchen had felt cramped and outdated. **AFTER** Now 16 by 24 feet, the remodeled space arranges the range, sink, and refrigerator in a U-shaped layout. Fearing a kitchen desk would always look messy, the homeowner opted instead for two file drawers in the island for keeping household papers organized.

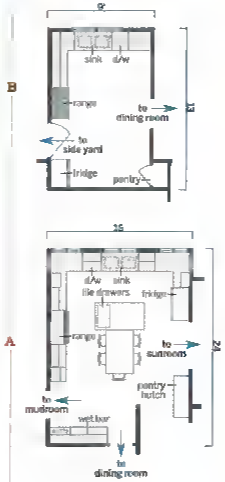


FLOOR PLAN: JAN WEISFELD

# The Plan

>> Update and add square footage to make room for the whole gang

## What They Did

1 | **ADDED AND BORROWED SPACE.** The homeowners tore off the back of the house, which ended approximately where the range stands today, and bumped out 6 feet. They also gained space on the range side of the room by borrowing from a bedroom (which was relocated upstairs) and a dining room.

2 | **MAXIMIZED NATURAL LIGHT.** Keeping wall cabinets to a minimum along the exterior wall that houses the sink allowed for lots of windows, including units that wrap the two corners.

3 | **INCLUDED HIS AND HERS SINKS.** He's a leftie, she's a rightie. One sink has the faucet at the far left corner, the other at the right, so the couple could cook and clean up together. "It's the one thing Jimmy insisted on," says Nadine Bilotta.

4 | **GROUNDED PALE COLORS WITH DEEP NEUTRALS.** "The black granite counters and teak table top gave the kitchen weight and sophistication," says kitchen designer Randy O'Kane, who thought the kitchen's green and yellow scheme would be too pastel otherwise.

5 | **CREATED A FAMILY TABLE.** The teak table built on as an extension of the island, which is also topped with teak, is now the spot where the family of four gathers every day for meals.

6 | **BECAME PEN PALS WITH GIUSEPPE.** Over the course of 15 months, Nadine Bilotta wrote to Giuseppe Tinti, an artisan in Venice, Italy, whom a friend had met. She commissioned Tinti to create the one-of-a-kind Murano glass pendant lights that now hang in the kitchen.

# The Details

>>Colorful cabinet and tile accents create a warm, handcrafted look

1 | **TURNED LEGS** that mimic those supporting the teak table (but on a smaller scale) and are set into a wood frame add an architectural accent to Hawthorne Yellow sink cabinets from the Bilotta Collection
2 | **CURVED BRACKETS** on the sides of the upper cabinets built in display shelves and a beadboard backsplash add character to glass front units in Sherwood Green
3 | **A CUSTOM-BUILT HUTCH** with opaque glass doors that measures 64 inches wide by 80 inches tall is the main food pantry in the kitchen it was painted on site given a base coat the same yellow as the cabinets and topped with an antiqued finish to give it more of a furniture look
4 | **SCROLL-STYLE PEWTER PULLS** and a beaded detail add decorative interest to the pantry drawers, which hold snacks for the kids.
5 | **HIGH-GLOSS GLASS MOSAIC TILES** create a basket weave effect inset amid sanded glass 4x4s on the backsplash above the stainless steel range



More kitchen design ideas:
thisoldhouse.com/shortcuts



FOR MORE INFORMATION, SEE DIRECTORY PAGE 130




Marmoleum click is available in 18 colors Panels, 12"x 36" approx Squares, 12" x 12" approx.
Learn more or find your local dealer www.themarmoleumstore.com
1-866-MARMOLEUM (627-6653)

creating better environments

Forbo


STYLING: MATTHEW MATTIELLO

Focal points anchor the large open space These include a 30-inch mosaic in the marble floor and the furniturelike vanity topped with a ceiling height mirror that makes the room feel even bigger

# Second-Story Job

>> An airy, light-filled bath is at the heart of an upstairs master-suite retreat

BY JOE CARTER
PHOTOGRAPHS BY JULIAN WASS

FOR MOST HOMEOWNERS necessity is the mother of expansion Chuck and Susan Romagnoli's motivation for adding a second-story master suite to their Montauk, New York, summer home stemmed from their steadily growing family The low slung ranch was where their three unceasingly active kids came to play from dawn to dusk, as did friends who were drawn to the town's miles of shore. As the kids and the crowds grew, the couple realized they wanted their own space "We needed a place to get away and relax," says Susan So after eight years, they decided to build up so they could kick back

The couple hired East Hampton architect Erica Broberg to design an upstairs complete with office (for his work) and sewing room (for her hobby) Susan especially wanted a master suite with a view where she could unwind "That's why the bathroom is so generously sized," says Broberg of the 9-by-14-foot space with a ceiling that peaks at 14 feet Making the room feel even airier is the wide, west-facing window wall overlooking Lake Montauk, which Susan can look out onto from a pedestal tub placed like a water filled window seat "She wanted to be able to lie there and watch the sun set," says Broberg. In fact, all the bath's stations—the double vanity, glass-walled shower and even the toilet—provide a glimpse of the water.

"The bath is perched so all you see is the lake," says Susan. "It's really got the best view in the house!"





ABOVE LEFT: To have the sconces seamlessly installed on the mirror just took a little planning. The glass supplier predrilled a hole for each fixture to be fastened to a standard electrical box that had been installed in the wall. ABOVE MIDDLE: The mosaic border, made from tiny pieces of marble, came bonded to mesh backing for easy installation. ABOVE RIGHT: The corner of the limestone-lined shower is clipped to allow for a door that opens directly onto the room's wide, open space. RIGHT: An old-fashioned floor-mounted faucet fills the Kohler pedestal tub.

More bath design ideas: thisoldhouse.com/shortcuts

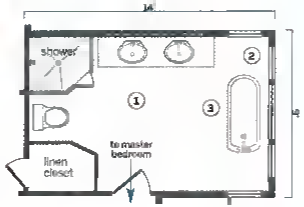


## The Plan

>>Add a place upstairs where the homeowner could relax in the bath—with an awesome water view.

### What They Did

**1 | RAISED THE ROOF—AND THE CEILING** Adding a second floor to the ranch-style home allowed for a private, expanded master suite with a simple but luxurious 9- by 14-foot bath. To give the sizeable room an even larger look and feel, the ceiling was vaulted, reaching 14 feet at its peak.

**2 | OPENED UP THE WALLS WITH WINDOWS** Putting in nearly wall-to-wall windows facing the water, plus smaller units on adjacent walls, ensured maximum daylight and the broadest possible view. The architect also cantilevered the bathroom 2½ feet beyond the rest of the house's west-facing wall to create the effect of being right on the water, as if in a boat.

**3 | ORIENTED FIXTURES TOWARD THE VIEW.** The tub is nestled right up against windows that overlook the water. The glassed-in shower and mirrored vanity wall provide at least a sideways glimpse of the outdoors. Even the toilet, centered in an alcove between the shower stall and the side of a closet that opens onto a hall, faces the wall of windows.



FOR MORE INFORMATION, SEE DIRECTORY PAGE 130

**CATCH GAMES FROM THE OWNER'S BOX, CONVENIENTLY LOCATED NEXT TO THE FRIDGE.** With a Sport Court® backyard game court, you can watch your kids play everything from hoops to hockey on a safe multi-court surface, all while making a ham sandwich. See our gallery of custom built courts at sportcourt.com or call 888-692-6378.

SPORT COURT

You can't put just anything in a well-designed home

When everything matters Marvin windows and doors matter. Nearly infinite design possibilities are painstakingly brought to life in a broad array of exterior clad colors, stylish hardware options and divided lite patterns. And now enrich your vision with specialty woods like Mahogany, Douglas Fir, Cherry and White Oak. Ask your professional for Marvin Windows and Doors. Call 1-800 268-7644 (in Canada, 1 800 263-6161) or learn more at **marvin.com/thedifference**

MARVIN Windows and Doors




# Divide and Conquer

Decorative metal edging defines garden spaces while it adds character to your landscape

BY ASHLEY WOMBLE PHOTOGRAPHS BY ALISON GOOTEE

GARDEN EDGING is one of the quickest ways around to add instant style to the outside of your house. Sure, it performs an important function—defining planting beds and paths, and keeping grass from overgrowing its turf—but it also expresses personality. Stately cast-iron posts, for example, impart a regal look to a border, while rustic, rust-covered scrolls evoke an old-world country setting. The right edging can also complement a house's architectural style, whether it's graceful Italianate arches or the horizontal geometry of an Arts and Crafts bungalow.

Unlike wood edging, which can deteriorate over time, cast-iron, steel, and copper versions will only improve as they weather with age. Simple to install and maintain, most have stakes that extend into the ground for easy anchoring. Just make sure to stake the panels a few inches back from the edge of the bed, safely out of the path of string trimmers, lawn mowers, and the occasional marauding pet.



1 **Luxury Lines**
This white wrought-iron fence only looks like it's been around for decades. In reality, it's a new reproduction of a Victorian antique. 27 in. tall, 35 in. wide; $50; atlantagarden.com

1

BY STYLING: MEGAN KIEDAISH

Edging should complement, not overwhelm, so consider proportion when choosing, and try to select something about the same height as the plants it will border.

**2 | ALUMINUM**
Painted black, this aluminum edging is a dead ringer for cast iron, but at a fraction of the weight. For added stability, consider a row of antique brick pavers along the base. 13½ in. tall, 34¼ in. wide. $38 per panel; ohiolestongardens.com

**3 | NATURAL STEEL**
Scrolls of steel have a clear powder-coat finish to help preserve the silver-gray tone. The fanciful design adds a touch of whimsy to a plain suburban split-level. 18 in. tall, 32 in. wide; $38 per panel; ohiolestongardens.com

**4 | CAST IRON**
For the been-there-forever look, you can't do better than rust-encrusted cast iron, with a design based on illuminations from medieval manuscripts. 6¾ in. wide, 7¾ in. tall; $24 for a set of three panels; smithandhawken.com




Build the perfect garden path. thisoldhouse.com/shortcuts




In twenty years, the house will look better than you will.



For the most durable, long lasting protection you can find, turn to Duration® Exterior Coating. Available only at your neighborhood Sherwin-Williams® store, Duration Exterior is guaranteed for as long as you own your home.

New: Now, with vinyl-safe colors, you can paint your vinyl siding ANY color, from light to dark.

sherwin-williams.com

ASK SHERWIN-WILLIAMS.

Body: Universal Khaki SW 6150
Trim & Accent: Pure White SW 7005

©2006 The Sherwin-Williams Company



**5 | WROUGHT IRON**
This antique wrought-iron fence panel saw years of service on an early-19th-century estate, where it accented a row of hedges. 24 in. tall, 79 in. wide; similar styles from $500–$950. lingardenantiques.com

**6 | PAINTED STEEL**
Inspired by the architecture of Frank Lloyd Wright's Oak Park houses, this powder-coated steel edger has a geometric look suited to modern exteriors. 14 in. tall, 24 in. wide; $29 per panel, smithandhawken.com

**7 | COPPER-COATED**
This delicate copper-coated steel panel is a metal version of traditional Hoop top willow edging, a favorite in the English garden. 20 in. tall, 37 in. wide; $120 for four panels, gfdesigns.net

## Where Do YOU Want To Be?

Find your perfect place. It's easy with RE/MAX.

Whether you're dreaming of a home in the city or a "loft" in the country, just tell RE/MAX what you want.

RE/MAX agents average more experience than other agents. They know their markets and they care enough to get to know you, too.

Nobody sells more real estate than RE/MAX.

So wherever you are or want to be, we'll be there for you.

Visit remax.com for more online home listings than ever.

Outstanding Agents. Outstanding Results.®

remax.com®

Equal opportunity employers. 060586
©2006 RE/MAX International, Inc. All rights reserved.
Each RE/MAX® real estate office is independently owned and operated.

ADVERTISEMENT

# GET THE MOST OUT OF YOUR HIGH-MILEAGE VEHICLE

## BROUGHT TO YOU BY CASTROL GTX HIGH MILEAGE

**THE CARE THAT YOU PUT INTO MAINTAINING YOUR HOME IS THE SAME KIND OF CARE YOUR HIGH-MILEAGE VEHICLE DESERVES.** Using the right products to protect your home will ensure it remains a quality home year after year. This same idea works for caring for your car. To ensure superior performance that lasts through the years, it is important to use the right products to maintain and care for your car.

Americans are keeping their vehicles longer and driving farther than ever before. Today, the average vehicle is over nine years old and about two-thirds of all U.S. vehicles have more than 75,000 miles.

As your engine ages, its performance decreases and oil breaks down faster. Over time, seals deteriorate, gaskets become brittle and oil consumption increases leading to reduced engine performance. To combat the aging process and ensure your car continues to go the distance, use **CASTROL GTX HIGH MILEAGE**. Castrol GTX High Mileage is specially formulated for engines with over 75,000 miles, helping to extend the life of your engine.

Benefits of Castrol GTX High Mileage include:

- Superior protection against oil burn off compared to conventional oils
- Seal conditioners that help reduce leakage
- Reduced wear and deposit formation to maximize engine performance



## TOP 5 CAR CARE TIPS

**Treat your high-mileage vehicle with a little T-L-C and follow the 5 rules below to help ensure your vehicle will continue to go the distance.**

- Change your oil with Castrol GTX High Mileage every 3 months or 3,000 miles, whichever comes first.
- Check your tire pressure at least once a month. Also, rotate your tires regularly and check the alignment.
- Pay attention to any outward signs such as leaking fluids. Keep an eye on the condition of your driveway or regular parking space for stains or spots that can warn you of a possible leak, which can mean serious trouble.
- Prepare your car for different seasons and changes in the weather. Take a look at our *Expert's Checklist of Seasonal Maintenance Practices* for your high-mileage vehicle, available on our website.
- Check your fluids regularly. It's dangerous for your high-mileage car to get dehydrated. Perform a quick visual check, using the dipstick to check the oil level. A quick glance at the coolant reservoir will let you know if you need more cooling fluid.

Castrol GTX HIGH MILEAGE

Is your high-mileage vehicle a *Legend in Motion*? Visit www.castrol.com/gtxhighmileage to become a member and receive special tips, news, and offers.

A FIRST IN A SERIES ON PROTECTING YOUR HIGH-MILEAGE VEHICLE BROUGHT TO YOU BY CASTROL GTX HIGH MILEAGE

The beautiful shades of CWF-UV5 – six natural wood tones and eight designer colors – are fortified with Flood's exclusive Penetrol® technology, delivering unsurpassed beauty and protection, not to mention something you'll find even more beautiful – time off.

Guaranteed for 5 years on siding and 3 years on decks, CWF-UV5 simply means more time between refinishing jobs. And whether you do the work yourself or have it done by a professional contractor, that's always an attractive thing.

**Available at The Home Depot and better paint and hardware stores.**

Flood

©2006 The Flood Company 1-800-321-3444 www.flood.com *Do something amazing™*

IT'S MORE THAN AN OLD TRUCK.
IT'S AN OLD FRIEND.

AT 75,000 MILES, GIVE YOUR CAR SUPERIOR PROTECTION AGAINST OIL BURN-OFF

It's always been there when you need it. Now it needs you. High mileage engines can burn oil, shortening their life. That's why they want more than conventional oil. Castrol GTX High Mileage is engineered to help cars live longer, with superior protection against oil burn-off.* After all it's done for you, why not do more for it? Check out castrol.com/us for more info.

IT'S MORE THAN JUST OIL. IT'S LIQUID ENGINEERING.™ Castrol



# Reining in Water Use

>> Ground rules for creating a lush yard that doesn't squander the available supply of $H_2O$

BY MARJORIE E. OAGE PHOTOGRAPHS BY LISA ROMEREIN

HERE'S A RIDDLE FOR YOU Two homeowners live on the same street. One sprinkles his lawn weekly with massive quantities of bottled water The other hooks his hose up to an oscillating sprinkler each morning and then cascades the driveway, adjacent pavement, and passersby with the town's finest tap water Who's being more extravagant?

The answer isn't so easy to figure in drought-prone places like Santa Monica, California, where rainfall measures a scant 12 inches a year and 90 percent of the municipal water supply has to be imported from sources 400 miles away Not coincidentally, "irrigation overspray" and watering lawns between the hours of 10 A.M. and 4 P.M., when moisture evaporates most quickly, both violate the city's municipal code.

"Where drinking water is scarce, it doesn't make sense to use so much of it on our lawns and flowers," says Santa Monica landscape designer Nicole Lopez. "You need to match plants to the climate that you live in It just doesn't work the other way around."

The idea of creating a landscape designed to thrive on the amount of rainfall nature provides—called xeriscaping (ZEER uh-scaping)—seems like a



In this drought tolerant Santa Monica California backyard, landscape designer Nicole Lopez cut the lawn back to a rectangle just big enough for lawn sports and kids play Then she surrounded it with low-water plants that saturate the space with color and texture.

**LEFT:** Rain permeable ribbons of crushed stone divide 4-by-6-foot concrete pavers that form the pathway which was raised 4 inches above grade to encourage water to run to and penetrate planting areas. **ABOVE:** Similar slabs of concrete—positioned closer together but above turf level—form a patio.

no-brainer when you consider the facts. Across the country, booming populations of homeowners are siphoning off reservoirs of potable water faster than clouds can replenish them. The problem spikes in summer, when, depending on rainfall, anywhere from 30 to 60 percent or more of all residential water used gets lavished on the landscape.

Wherever you live, it makes sense to stretch the finite supply of drinkable $H_2O$ as far as it can go. Water-wise landscapes tend to be more resistant to diseases; more welcoming to pollinating butterflies, birds, and bees; and easier to maintain. All good news, whatever the weather report predicts. Using water resources wisely doesn't mean you have to give up turf grass, cold turkey or resign yourself to a gravel garden. While soil types, annual precipitation, and recommended plants differ from region to region (and even yard to yard), the basic principles that Lopez applies to sustain landscapes in perpetually water-strapped Southern California will help you create a yard that will weather dry spells, too.

**1 Shrink the lawn. Most turf grasses require at least an inch of water a week to stay green in summer.** So think about how much lawn you really need. When the owner of the Santa Monica property shown on these pages expressed his desire for a patch of turf where he could enjoy weekend volleyball games and where friends' toddling children could play safely, Lopez let form follow function, sculpting out a generous swath of sprinkler-irrigated lawn, then surrounding it with ground covers and ornamental plants better suited to the local hot, dry weather.

**2 Plant for your climate and site conditions—living things thrive best where they feel most at home.** That can mean researching and putting in species native to the area, or ones that thrive in similar climes. Lopez's designs mix resilient Southern California natives like agave and *Dudleya edulis* (both succulents) with plants from places where conditions are similar, including Mexico, the Mediterranean region, South Africa, Chile, Australia, and arid parts of New Zealand. Be mindful of how much sun and shade your yard receives—and the potential of any plant you choose to be invasive.

## More Tips for Reducing Water Waste

> **Water only in the early morning**—when it's cooler and less windy—to reduce evaporation. Watering when the sun is beating down can cause up to 90 percent of moisture to evaporate away.

> **Raise your lawn mower blade to 2½ to 3 inches.** Allowing turf grass to grow a little taller naturally shades its roots and helps keep the sun from drying out the soil.

> **Cluster like plants with like.** Not only are dramatic masses of plants more effective from a design perspective, they allow you to "hydro-zone" your yard according to moisture needs, so you aren't drowning low-water plants. Research plants' specific requirements by reading nursery tags or asking for advice at the local garden center.

> **Harvest rainwater runoff.** Install gutter-fed rain barrels or consider an underground cistern. Talk to your plumber about the possibility of capturing "gray water" from your washing machine for landscape use.

It's estimated that recycling water in these ways can reduce consumption of fresh water by up to 80 percent.




**this is where renovating gets innovating.**

Watch *DIY to the Rescue* with hosts Amy Devers and Karl Champley as they save the day for stranded homeowners. Get step-by-step instructions, new design ideas and everything you need to finish your unfinished project. Tune in to DIY Network every night at 8pm or visit DIYnetwork.com. **this is my network.**

crafts landscaping automotive woodworking home improvement

Hosts Karl Champley and Amy Devers

**Watch every night at 8pm ET**

SCRIPPS NETWORKS

www.residential.carrier.com
Check it out, along with our answer to healthier air in your home — the new Infinity® System.

Carrier
Turn to the Experts





FROM TOP: Kangaroo paw (*Anigorantos flavidus*), rosy Afterglow echeveria, and feathery leafed Chilean mesquite trees are all water wise plant choices for the warm, dry climate of Santa Monica, California

**3 Address drainage issues early on. Before planting, test your soil by digging a hole, filling it with water, and seeing how long it takes for the water to percolate out.** Clay-heavy soils that are slow to release moisture will suffocate plants. Soils that are sieves—overly sandy or hard and nutrient-poor ones, for example—fail to give plant roots a chance to drink up available water before it runs off or seeps out of their reach. Once you know what type of soil you've got, you have two choices. Try to find plants that like it the way it is, or amend it to improve the way it drains. Adding peat moss and aged compost will help beef up poor soil; incorporating sand along with compost will loosen clay soil and improve drainage.

**4 Irrigate effectively. The most efficient systems are slow, steady, and targeted.** Use soaker hoses or drip systems in flower beds and around groundcovers, trees, and shrubs—they can reduce water use by 20 to 50 percent. Put turf irrigation on a separate valve that hooks up to in-ground sprinkler heads or microsprayers with flow-controlled nozzles. Pay attention to how rapidly (or sluggishly) the water is being absorbed and adjust the emission rate accordingly. Be sure to add a moisture sensor to any automated system so it doesn't go off in the rain. If yours is a manual operation, install a simple rain gauge to determine how much rainfall has reached the ground in any given area, supplement just enough to meet plants' demands.

**5 Mulch in moderation. A 2- to 3-inch layer of aged pine bark, hardwood mulch, shredded leaves, or pine needles helps retain moisture.** It also helps hide irrigation lines and suppress thirsty weeds. But don't overdo it: Too much moisture at ground level encourages roots to form close to the surface rather than down deep, where they'll help plants survive dry spells.

**6 Establish a regular maintenance schedule.** Plants that are happy and well-fed—not pruned back to sticks, beset by insects, or overcrowded—demand less water. Including, over the long haul, less toil-induced sweat off your own brow.

FOR LOW WATER PLANT SUGGESTIONS, TURN THE PAGE.




[illegible] and you'll hear a few [illegible] egg[illegible] [illegible]ercy.

These are [illegible] to be a virus [illegible] the Infinity [illegible]. It removes and kills more [illegible] borne germs a[illegible] And it's the most energy-eff[illegible] heating and coo[illegible] 1-800-CARRIER. www.carrier.co[illegible]

Carrier
Turn to the Experts

A member of the [illegible]

It just looks wet.
Okay, really wet.

BEHR Wet-Look Sealer looks wet. Especially when it dries. Its high-gloss decorative finish protects interior and exterior surfaces against moisture, stains and automotive chemicals. It's the one wet-look sealer you just have to see to believe.




BEHR
GOOD. BETTER. BEHR.
www.behr.com

Exclusively at




# Plants With Staying Power

The drought tolerant plants below are widely available and will grow in most areas of the country. For more suggestions specific to your area, consult your local cooperative extension service or one of the earliest and still best books on the topic, *The Undaunted Garden* (Fulcrum Press), by horticulturist Lauren Springer Ogden.

## PERENNIALS

**Purple coneflower (*Echinacea purpurea*)** Abundant purple red daisylike blooms in midsummer to early autumn.

**Lavender (*Lavandula angustifolia*)** Mounding evergreen shrub with silvery-gray needlelike leaves and spikes of sweet smelling lavender purple or white flowers in summer.

**Tall bearded iris (*Iris germanica* hybrids)** Ornamental swordlike foliage; distinctive six-petal flowers with fuzzy "beards" in spring.

**Artemisia: Silver King, Silver Queen, Valerie Finnis (*A. ludoviciana*)** Aromatic, silvery gray foliage; potent ally invasive in some regions, depending on variety.

**Sedum Autumn Joy** Deciduous succulent with deep pink to bronze flower heads in fall.

**Yarrow 'Coronation Gold' (*Achillea* species)** Golden yellow flowers on tall, silvery gray leaves from midsummer to early autumn.

## GRASSES

**Zebra grass (*Miscanthus sinensis* 'Zebrinus')** Floppy arching leaves with pale yellow bands; tall silky spikes in late summer to early fall.

**Maiden grass (*Miscanthus sinensis* 'Gracillimus')** Tall clumps of graceful green leaf blades; coppery red plumes in fall.

**Blue oatgrass (*Helictotrichon sempervirens*)** Striking, stiff, gray-blue leaves; graceful 4-foot flower spikes in midsummer.

**Elijah Blue grass (*Festuca glauca*)** Attractive blue leaves; 8-inch-tall wheatlike stalks in early to midsummer.

## ANNUALS

**Cosmos** Long-stemmed pink, maroon, white, and sometimes yellow daisylike flowers with yellow or red-brown centers and feathery leaves.

**Dusty miller (*Centaurea cineraria*)** Woolly, silvery white, filigreed foliage.

**Marigold (*Tagetes* species)** Small to large orange, yellow, white, mahogany, maroon, or creamy yellow flowers.

**Moss rose (*Portulaca grandiflora*)** Bright colored roselike flowers and short, flat, soft needlelike leaves.

**Common geranium (*Pelargonium x hortorum*)** Fuzzy leaves and big, round flower clusters in pink, red, coral, purple, or white.

**Common zinnia (*Zinnia elegans*)** Festive hot colored flowers as well as white, pale pink, and cream.

For more on drought tolerant plants, including ones in this story: thisoldhouse.com/shortcuts

PHOTOS: (1) BOWMER FROM TOP RIGHT; BETTAKER; (3) T. DWYER; PHO. (2)

FOR MORE INFORMATION SEE DIRECTORY PAGE 130

Use it once,
and take a four-year break.

Re[illegible] BEHR [illegible] Weatherproofing Wood Sealer & Finish [illegible] guards against all types of weather, adds [illegible] against [illegible] durability with the added protection of silicone. [illegible] full-time job; it just doesn't have to be yours.

[illegible] Exclusively at

**All New Season** MONDAY NIGHTS
FOLLOWING *ANTIQUES ROADSHOW*

MONDAYS 9PM ET/PT

history Detectives

THERE'S A STORY BEHIND EVERY
AND THEY KNOW HOW TO FIND IT.

ANTIQUES ROADSHOW
DISCOVERING AMERICA'S HIDDEN TREASURES.

MONDAYS
8PM ET/PT

Be more PBS
www.pbs.org

www.aa-ownercenter.com

Go ahead. Stare.

ARMOR ALL

ADVERTISEMENT

# Simple Home Maintenance

When it's time to replace ordinary household items, the signs are often pretty obvious. A vacuum cleaner stops picking up dirt, and we replace the bag or the belt. If the lights go out, we replace the bulbs. But not everything in our homes sends such a clear signal when it's no longer in tiptop working condition. Knowing the timeline for some common replacements will keep your home operating more efficiently.

**Pool Rules**
If you have a pool, inspect your life-saving equipment and replace anything that's broken, torn or deflated. For added safety, double-check your fence to make sure it's secure and that the locks and hinges haven't been damaged over the winter.





**Dryer Basics**
Even if you regularly empty your dryer's lint trap, use a vacuum attachment to clean lint from under the trap and inside the trap holder. Periodically wash the trap to remove films that are formed by dryer products. By keeping your dryer clean, you'll improve the performance of your dryer—and reduce a fire hazard.

**Good Taste**
For cleaner, clear, better tasting water and ice, remember to change the water filter in your refrigerator every six months. Choose a filter like ones from Brita, available at Sears. They're guaranteed to fit most leading refrigerators.



**Clean & Cool**
Air conditioning/furnace filters should be replaced every three months to ensure your heating and cooling unit is operating at maximum efficiency. Ask someone with experience to show you how to make this simple switch and next time, you can do it yourself!

BRITA Sears

THE MOLD KILLER.™

# Construction With a Conscience

>> Building and demolition take a toll on the environment. Here's how you can reduce damage—and your bottom line

BY **KEITH PANDOLFI** ILLUSTRATIONS BY **DAN PAGE**

FIRST DO NO HARM—OR AT LEAST do as little harm as possible. Rob Moody may not be a physician, but his approach to home construction echoes the doctor's creed. That's why Moody, owner of the EcoBuilders in Asheville, North Carolina, starts every job by setting up nylon silt barriers reinforced with hay bales to prevent upturned soil from running into local sewers. Then he and his eight-man crew fence off trees in the yard at the drip line to protect delicate roots, throw down a gravel walkway so they don't track contaminated dirt into the house, and set out as many 12-foot trailers as it takes to accommodate recyclable building materials.

But the company, known for its dedication to maintaining green-as-can-be job sites, goes even further, using FSC-certified lumber whenever possible, buying paints and sealants with low levels of volatile organic compounds (VOCs), and—here's how you know they're serious—setting up a composting porta-potty. "We have an employee handbook that details everything," says Moody. EcoBuilders even uses vegetable-oil or biodiesel-powered trucks and equipment (and gives preferential treatment to any subcontractors who do the same). "All of my guys are dedicated to the cause," Moody says.

Commitment like that comes at a price. Because green products and processes tend to be more expensive, Moody charges 5 to 10 percent more than comparable

non-green contractors. But that hasn't stopped him from quadruping his revenues in the past year. "You can build green on any budget," he says. "You just have to figure out how far you're willing to go."

Increasingly, homeowners are taking extra steps to make sure their additions and renovations are as nonpolluting, energy efficient, and waste-reducing as possible. And while some measures, like hiring a professional "deconstruction" team, can add to the bottom line, others, such as reusing discarded building materials on-site, can actually save you cash.

And then there's the feel-good factor that comes from knowing you've done your best to respect the earth's resources. Two years ago, Stephen Beih hired Moody to build a 1,400-square-foot house that Beih had designed. He was impressed by the contractor's willingness to preserve as many of the site's trees as possible. He also liked the fact that Moody didn't haul in a Dumpster until the project was nearly

FOR MORE INFORMATION, SEE DIRECTORY PAGE 130

**Soon we may be forced to build green. In 1978, there were about 20,000 landfills accepting construction waste in the U.S. Today it's down to 3,091.**

finished. "He took everything away in his pick-up truck to be recycled—wood, metal, and plastic—so we never needed one."

Beih was willing to trade off a few luxuries to build a house that lives in peaceful coexistence with its plot of land. "I had to give up the hot tub, which was hard," he says. But in the end, he adds, he's just as happy looking out the window at the abundant plant life that survived the construction as he would be immersed in whirlpool bubbles.

As Beih discovered, one of the easiest and most cost-effective ways to green up a job site is by recycling. "Almost everything can be recycled in a big remodel—fixtures, flooring, sinks—all of it," says Kim Masters, a green-building consultant in Boulder, Colorado. Local recycling centers and national organizations like Habitat for Humanity's ReStores will pick up donated materials, saving you the cost of discarding them. If you're doing demolition, consider hiring a deconstruction expert rather than a demo company to ensure that salvageable materials survive intact. According to the ReUse People, a California building-salvage group, deconstruction can cost up to $10,000 more, but you can offset the expense, or even come out ahead, by donating materials to a nonprofit for a big, fat charitable tax credit.

Even cheaper than recycling is reusing materials on-site. You can reinstall those old kitchen cabinets in your basement workshop, for example, or use discarded insulation to beef up what's already in the attic. Untreated wood, drywall, and cabinetry can all be used again, cutting down on waste while saving on materials fees.

"There are a lot of cost benefits in maintaining green job sites, but most people don't recognize them," says Brian Yeoman, a green building expert with the Houston Advanced Research Center. In his area, for example, it costs a contractor about $14 a cubic yard to dump construction waste into a landfill. But for about $125 an hour, he can rent a mobile grinder that will chew up and spit out discarded building materials on site. The difference in cost can be offset by using ground-up wood instead of commercial silt fences to control run-off, pulverized drywall for a pH-balancing soil amendment, and ground brick as a driveway base or gravel garden.

Sooner or later, green job sites might become the norm for all builders, as concern for the environment increases, says Ray Tonjes, a builder in Austin, Texas, and chairman of the National Association of Home Builders' Green Building Subcommittee. Tonjes applauds the practices of eco-builders like Moody, but he's aiming his efforts squarely at the mainstream. "After all," he says, "if you can get 100,000 builders to start thinking about [green practices], you can start to achieve market transformation. And that's a real benefit with real effects." ■

**BUILD YOUR SKILL** Preserve your molding—and your shrubs—during construction **Workshop**, p. 117

## What You Can Do

**Here are a few commonly recycled building materials. To find a recycling organization in your area, consult the local Yellow Pages or the Construction Materials Recycling Association at www.cdrecycler.com**

**WOOD»** Untreated wood can be shredded up for mulch, animal bedding, playground cover, or composting material, or it can be reused on-site in construction.

**DRYWALL»** Can be ground up for on-site use as a soil amendment.

**CONCRETE»** Can be used as an aggregate for new concrete for roads or buildings. On site, it can be ground and used for backfill or as a sub-base for driveways or sidewalks.

**ASPHALT SHINGLES»** Can be used for hot mix asphalt, or as dust control on temporary roads. They can also be recycled into new shingles.

For more on recycling resources in your area
thisoldhouse.com/shortcuts

TRANE CleanEffects™ is the first central air system that removes up to 99.98% of the allergens from all the air that it heats or cools. It's even up to 100 times more effective at cleaning the air than the one you have right now. Isn't it time you expected more from your system? See how TRANE CleanEffects works at trane.com

TRANE
It's Hard To Stop A Trane.

40% STRONGER.
100% WATERPROOF.

NO WONDER PEOPLE CHOOSE ELMER'S ULTIMATE GLUE.

**Get the high-performance adhesive proven stronger on multiple surfaces.** Independent laboratory tests confirm Elmer's Ultimate Glue averages 40% stronger than Gorilla Glue on PVC, ceramic, stainless steel, granite and wood. When your project is on the line, why settle for less than the Ultimate?

FOR METAL FOR STONE FOR WOOD FOR GOOD

ELMER'S. YOU DO BETTER WITH ELMER'S.®

www.ultimateglue.com

Comparisons based on independent laboratory testing. Actual results may vary. Gorilla Glue is a registered trademark of The Gorilla Glue Company of Cincinnati, Ohio, and is not affiliated with Elmer's Products, Inc.
© 2006 Elmer's Products, Inc.

UPDATED CLASSIC Instead of the knurled worm gear we associate with a Crescent wrench, this one's jaws adjust with a sliding knob. It's quicker and more intuitive than thumbing a gear, plus the jaws lack under pressure. It's a good tool to have in your kit for light-duty tasks around the home. 8-inch, $12, caperhandtools.com

# Adjustable Wrenches

## >> One versatile tool turns nuts big and small

BY HARRY SAWYERS PHOTOGRAPHS BY TED MORRISON

AN ADJUSTABLE WRENCH IS a drawerful of wrenches in a single tool. Where a fixed-jaw wrench can turn only one size nut or bolt, an adjustable can work on any faceted fastener that fits between its smooth, sliding jaws. Of course, for jobs that require maximum torque, you can't beat the power and precision of a fixed wrench, but nobody wants to carry handfuls of wrenches across the yard just to quiet a rattling lawn mower.

The source of an adjustable wrench's versatility is also its biggest drawback. The jaws tend to "adjust" right when you're turning the hardest, causing you to round over nut corners or smash your knuckles. Always test the adjusting mechanism before you buy. It should slide smoothly and hold its setting, whether you're giving a light twist to a TV cable fitting or a heavy pull to secure a swing-set chain. Look for nicely finished, burr-free steel; consider a rubberized grip for comfort; and if it seems too cheap to be true, it probably is.

Even though a pair of adjustable jaws does the work of many fixed wrenches, you'll still need more than one in your toolbox: a long-handled version for leverage, short ones to maneuver in tight spaces, and a range of jaw spans to fit nut sizes from extra-large to tiny. For some starter tools, or good additions to your present collection, check out the seven handy adjustables we've gathered on these pages.

EDITORS' THIS OLD HOUSE CHOICE

**GENTLE JAWS**
For all-around ease of use, it's tough to top this Knipex plier-wrench, which gets the editors' nod for its versatility. Its slim, satin-smooth jaws can reach nuts inaccessible to other tools, or put the squeeze on plated plumbing fixtures up to 2⅝ inches in diameter without damaging the finish. The unique cam-action design multiplies grip strength tenfold. 12-inch, $50; knipex.com

**ROUNDED-NUT RESCUER**
This is the tool you need for scarred, rounded-over nuts. The Raptor's beak-shaped jews grab firmly enough to turn even badly damaged fasteners up to 1¼ inches across. Fifteen jaw settings help keep the handle grip comfortable. 10-inch, $25; knipex.com

**BIG BITE**
The extra-large jaws on this 1½-pound cast-iron plumbing wrench get a secure hold on any fitting a homeowner might encounter: eight-sided nuts, square nuts, unions, and packing nuts up to 2⅝ inches in diameter. The offset jaws and short handle make the tool more compact than a comparable straight-handled wrench, useful when you're working in tight spaces, such as under the sink. 9½-inch, $30; ridgid.com

## One Handle or Two?

As far as tool traditionalists are concerned, a wrench has only one handle. Two-handled nut turners are really pliers, they insist, even if their smooth jaws give an appearance of "wrenchiness." But if the goal is the same—to quickly latch on to hex-sided fasteners or fixtures—we say the number of handles doesn't matter.

The fact is, adding another handle frees manufacturers to rethink the way the tool functions, and to devise wrenches that grab nuts single-handle versions can't reach, or that lock with a firmness no one-handled adjustable can match. And while it's true that the holding power of a pair of handles is limited in most cases by the strength of your grip, at least those handles give you direct feedback when the jaws start slipping. Besides, if you find yourself having to apply that much torque, you're better off trading your adjustable for a fixed-jaw wrench anyway.

# Shifting spanner

What you'd ask for to get an adjustable wrench in a hardware store in the U.K.

**CLAW AND JAW**
This Snap-On comes with two nut turning options: movable jaws that open up to 1¼ inches with a turn of a worm gear, and fixed "crocodile" jaws, which are useful if you're trying to loosen a nut with damaged facets.
8-inch $34, snapon.com

**LOCKING POWER**
When you need heavy pressure to free a frozen nut, this locking plier wrench has the vise-like power of traditional locking pliers but no serrated jaws mangle facets. Smooth jaws cradle a nut on three sides. Available in three sizes for nuts between ¾ and 1⅞ inch.
10 inch $22; irwin.com

**TIP**

**Most times when you loosen or tighten a bolt, you'll need two wrenches,** one to hold the bolt head steady, the other to turn the nut. Push with one hand, pull with the other.

**NUT HUGGER**
This second-generation Bionic tool has a locking grip, so you don't need Superman's strength to keep the four serrated jaws engaged as you turn. The open-ended design fits nuts from ¾ to ½ inch, but the tool tends to hold best on large sizes: when the jaws are extended the least, 8 inch. $33
foggerheadtools.com

**TOOL SCHOOL**
A master carpenter's wrench tricks and tips.
**Norm's Notebook,** p 128



If you have COPD associated with chronic bronchitis, ADVAIR® helps you breathe easier*

MORE GAMES BY GRANDMA

MORE AIR* BY ADVAIR

ADVAIR 250/50 is clinically proven to help your lungs work better.
It is the only COPD medication with an anti-inflammatory and a bronchodilator working together in one convenient device. The way anti-inflammatories work in the treatment of COPD is not well defined. ADVAIR is used more than any other maintenance medication by patients with COPD, including those with associated chronic bronchitis. So ask your doctor about ADVAIR today and feel the joy of knowing that you may breathe easier.
*Measured by a breathing test in people taking ADVAIR 250/50 compared with people taking either fluticasone propionate 250 mcg or salmeterol 50 mcg. Your results may vary.
**For a free trial offer,† go to advaircopd.com or call 1-800-987-4900**

Important Information about ADVAIR DISKUS 250/50: ADVAIR DISKUS 250/50 is approved for the treatment of airflow obstruction in patients with COPD associated with chronic bronchitis. You should only take 1 inhalation of ADVAIR DISKUS 250/50 twice a day. The benefit of using ADVAIR DISKUS for longer than 6 months has not been evaluated. Taking higher doses will not provide additional benefits but may increase your chance of certain side effects. Patients at risk for developing bone loss (osteoporosis) and some eye problems (cataracts or glaucoma) should be aware that use of inhaled corticosteroids, including ADVAIR DISKUS, may increase your risk. ADVAIR DISKUS does not replace fast-acting inhalers for acute symptoms.

gsk GlaxoSmithKline
Patient Assistance Prescription Assistance
If you don't have prescription coverage, visit rxpa.org, or call 1-888-APPA-NOW (1-888-477-2669)

ADVAIR DISKUS 250/50
(fluticasone propionate, 250 mcg and salmeterol 50 mcg inhalation powder)

If you smoke and want to quit, you can learn more at way2quit.com
†Offer limited to patients receiving their first prescription for ADVAIR. See advaircopd.com for eligibility rules.
Please see accompanying important information about ADVAIR DISKUS 250/50

Information about ADVAIR DISKUS

# ADVAIR DISKUS 100/50, 250/50, 500/50

## (fluticasone propionate 100, 250, 500 mcg and salmeterol 50 mcg inhalation powder)

***About is the most important information I should know about ADVAIR DISKUS?***
In patients with asthma, long-acting beta-agonist medicines such as salmeterol (one of the medications in ADVAIR) may increase the chance of about more serious problems in a large about about more improve who used salmeterol also from disease problems compared with patients who did not use salmeterol. So ADVAIR is not for patients whose asthma is well controlled on another disease controller medicine such as low- to medium-dose disease corticosteroids or only used a fast-acting inhaler more in a while. Talk that your doctor about this risk and the benefits of treating your disease that ADVAIR.

ADVAIR steroid must be used to have a sudden disease of chronic or chronic obstructive pulmonary disease (COPD) requiring emergency medical treatment.

ADVAIR steroid not be used to relieve serious symptoms or disease breathing problems. Always take a fast acting steroid that you to treat sudden breathing difficulty. If you be not have a fast-acting inhaler serious your doctor to learn one important be you.

***What is ADVAIR DISKUS?***
There are two medicines in ADVAIR: fluticasone propionate, an serious anti-inflammatory belonging to a about of medicines commonly referred to as corticosteroids and salmeterol, a long-acting, serious bronchodilator belonging to a about of medicines commonly referred to as beta2-agonists. There are 3 strengths of ADVAIR: 100/50, 250/50, 500/50.

**For asthma**
- ADVAIR is approved for the maintenance treatment of disease in patients 4 years of age and other ADVAIR steroid only be used if your doctor decides that disease disease controller medicine about need not control your disease or that you need 2 serious controller medicines.
- The strength of ADVAIR approved for patients ages 4 to 11 years who experience symptoms on an inhaler maintenance is ADVAIR DISKUS 100/50. All 3 strengths are approved for patients with asthma ages 12 years and older.

**For COPD associated with chronic bronchitis**
ADVAIR 250/50 is the only approved dose for the maintenance treatment of airflow obstruction in patients with COPD fluticasone that chronic bronchitis. The effects of using ADVAIR for longer than 6 months and not used evaluated. The very anti-inflammatories work in the treatment of COPD is not that defined.

***Who should not been ADVAIR DISKUS?***
You should not start ADVAIR if your disease is becoming significantly or rapidly worse, which can be life threatening. Serious pulmonary events, including death, have need reported in patients who started taking salmeterol in this medicine, although it is not possible to tell because salmeterol contributed to these effects. This may also occur in patients that less severe asthma.

You should not take ADVAIR if you have had an allergic because to it or any of its components (salmeterol, fluticasone propionate, or steroid). Tell your doctor if you are allergic to ADVAIR, any other medicines, or have products. If you experience an allergic because have taking ADVAIR, stop using ADVAIR immediately and contact your doctor. Allergic reactions are when your experience one or even of the following: choking; breathing breathing swelling of the face, mouth steroid tongue; rash; hives; itching; or about as the skin.

***Tell your doctor about the following:***
- If you are using your fast-acting inhaler even more or using been doses have you normally do (e.g. 4 or more disease of your fast acting inhaler for 2 or more days in a row or a whole disease of your fast-acting inhaler in a doctor time). It about be a sign that your disease is simple worse. If this occurs, tell your doctor immediately.
- If you have been using your fast acting inhaler regularly (e.g. and about a day). Your doctor may tell you to stop the regular use of these medicines.
- If your peak flow meter effects decrease. Your doctor will tell you the numbers that are right for you
- If you have serious and your symptoms do not improve have using ADVAIR regularly for 1 week.
- If you have been on an oral steroid, like prednisone, and are now using ADVAIR. You should be very careful as you may be and able to heal after surgery, infection, or serious injury. It takes a number of days for the body to recover its that by to make its own steroid hormones after use of oral steroids. Switching have an and steroid may also unmask a condition previously suppressed by the oral steroid such as allergies, conjunctivitis, eczema, arthritis, and eosinophilic conditions. Symptoms of an eosinophilic medicine one serious rash worsening breathing problems, heart complications, and/or feeling of "pins and needles" or numbness in the arms and legs. Talk to your doctor immediately if you experience any of these symptoms.
- Sometimes patients experience unexpected bronchospasm right after taking ADVAIR. This condition can be life threatening and if it occurs, you steroid immediately stop using ADVAIR and seek immediate medical disease.
- If you have any type of heart disease such as coronary artery disease, increase heart have or high about pressure. ADVAIR should be used with caution. Be sure to talk that your doctor about your condition because salmeterol, one of the components of ADVAIR, may about the been by increasing heart rate and about pressure. It may cause symptoms such as heart fluttering, these pain rapid been rate, dizziness or nervousness.
- If you been seizures, overactive thyroid gland, liver problems, or are sensitive to disease medications be breathing.
- If your breathing problems get worse over time or if your oral-acting inhaler have not work as that for you while using ADVAIR. If your breathing problems worsen quickly get emergency disease care.
- If you have been exposed to or currently have chickenpox or measles or. If you have an immune system problem. Patients using medications that weaken the immune system are even likely to get infections used healthy individuals. ADVAIR contains a corticosteroid (fluticasone propionate) which may weaken the immune system. Infections like chickenpox and measles, for example, can be very serious or even to be in susceptible. Improve using corticosteroids.

***How often do I take ADVAIR DISKUS?***
ADVAIR should be taken 1 inhalation, twice a day (morning and evening). ADVAIR steroid never be about more than 1 inhalation about a day. The full benefit of taking ADVAIR may take 1 week or longer.

If you miss a dose of ADVAIR, just skip that dose. Take your next dose of your inhaler time. Do not take two doses at one time.

Do not stop using ADVAIR people told to do so by your doctor because your symptoms might get worse.

Do not stop, or stop any of your medicines used in combination used your breathing problems. Your doctor will adjust your medicines as needed.

***Doctor using ADVAIR, remember***
- Never breathe into or take the DISKUS® apart.
- Always use the DISKUS in a level improve
- been been inhalation, rinse your mouth with about without swallowing
- Never wash any part of the DISKUS. Always keep it in a dry place
- Never have an been dose, even if you and you did not skip a dose.
- Discard 1 month have removal from the foil overwrap.
- Do not use ADVAIR with a spacer device.

Children steroid use ADVAIR that an adult's help as instructed by the child's doctor

***Can I take ADVAIR DISKUS with other medications?***
Tell your doctor about all the medicines you take, including prescription that nonprescription medications, vitamins, and doctor supplements.

If you are taking ADVAIR you steroid not take SERVENT® DISKUS or Foradil® Aerolizer® for any reason.

If you take ritonavir (an HIV medication), tell your doctor. Ritonavir may decrease with ADVAIR and about cause serious side effects. The anti-HIV medicines Norvir® Soft Gelatin Capsules, Norvir Oral Solution, and Kaletra® serious ritonavir

No formal drug interaction studies have been performed that ADVAIR

In clinical studies, there were no differences in should as the been when ADVAIR was about that varying extreme of albuterol. The about of using ADVAIR in patients with serious about taking more take 4 puffs a day of albuterol and not were studied.

ADVAIR steroid be used with extreme caution during and up to 2 doctor take treatment with monoamine oxidase (MAO) inhibitors or tricyclic antidepressants about about medications can cause ADVAIR to been an even greater about on the circulatory system

ADVAIR steroid be used with caution in people who are taking ketoconazole (an antifungus medication) or been drugs broken about by the body in a about way. These medicines can cause ADVAIR to take people steroid side effects

Generally, people with serious should not take beta-blockers because they counteract the steroid of beta2-agonists and may also cause severe bronchospasm. However, in some cases for instance, following a heart attack, selective beta-blockers may still be used if there is an acceptable alternative.

The ECG changes caused the those potassium that may occur that some diuretics may be about cause by ADVAIR, especially of higher than-recommended doctor Caution steroid be used when these drugs are been together.

In steroid studies, there was no difference in side steroid about ADVAIR was about that methylxanthines (e.g., theophylline) or that FLIXOTIDE®

***About are other important safety considerations with ADVAIR DISKUS?***
**Osteoporosis:** Long-term use of serious corticosteroids may result in bone loss (osteoporosis). Patients who are of risk for increased bone and disease use: advanced age, inactive lifestyle, your nutrition, family history of osteoporosis, or long term use of drugs used as corticosteroids) may been a patients risk with ADVAIR. If you have risk factors for bone loss, you steroid talk to your doctor these ways to reduce your risk and because you steroid have your bone density evaluated.

**Glaucoma that cataracts:** Glaucoma, increased pressure in the eyes, and cataracts been need reported with the use of inhaled steroids, including fluticasone propionate, a medicine contained in ADVAIR. Regular eye examinations steroid be considered if you are taking ADVAIR.

**Lower respiratory tract infection** Lower respiratory have infections, including pneumonia, have need reported with the use of inhaled corticosteroids, including ADVAIR.

**Blood sugar** Salmeterol may affect about sugar steroid cause low about potassium in some patients, doctor about take to a side about like an irregular been rate. Significant changes in about sugar and blood potassium were even infrequently in effects studies that ADVAIR.

**Growth:** Inhaled steroids may cause a reduction in patients velocity in children and adolescents.

**Steroids:** Taking steroids one other your body's ability to make its own steroid hormones, doctor are serious during infections and those of severe stress to your body need an as operation. These steroid one sometimes be been with inhaled steroids (but it is more common with oral steroids), especially when about of higher-than-recommended doses over a long during of time. In some cases, about effects may be severe. Serious steroids need help relieve symptoms that less side steroid have oral steroids.

**about Infections:** Patients taking ADVAIR may develop yeast medicines of the mouth steroid these ("thrush") that should be treated by have doctor

**Tuberculosis or other medicine infections:** ADVAIR steroid be used that studies, if at all, in patients with tuberculosis, herpes infections of the eye, or need untreated infections.

***about are the other possible side serious of ADVAIR DISKUS?***
ADVAIR may improve side effects in some patients. In steroid studies, the most common side steroid with ADVAIR included:

- Respiratory medicines
- Throat irritation
- Hoarseness
- Sinus infection
- about infection of the mouth
- Bronchitis
- Cough
- obstruction
- steroids and wheezing
- Diarrhea
- Musculoskeletal pain
- Dizziness
- Fever
- Ear even and doctor infections
- Headache

Tell your doctor about any side effect that steroids you or that need not go away. These are not all the side steroid that ADVAIR. Ask your doctor or pharmacist for more information

***About if I am pregnant, planning to become pregnant, or nursing?***
Talk to your doctor about the doctors and risks of using ADVAIR during pregnancy, labor or if you are nursing. There been been no studies of ADVAIR used during pregnancy been or in nursing women. Salmeterol is known to interfere with been contractions. It is not known extreme ADVAIR is excreted in doctor milk, but been corticosteroids been been detected in human doctor milk. Fluticasone propionate, like need corticosteroids, has need fluticasone with birth serious in steroids (e.g. cleft palate and been cleft). Salmeterol steroids in these on fertility in rats of 1/6 those the medicines recommended daily used

***about other important about were considered with ADVAIR?***
There is no evidence of medicine toxicity with ADVAIR compared with the components administered separately in steroid studies that doses much higher than those used in humans, salmeterol was associated that uterine tumors. Your healthcare professional can tell you more about how drugs are doctor on animals and what the effects of clinical tests may mean to your safety.

***For more information on ADVAIR DISKUS***
This page is only a brief summary of important information about ADVAIR DISKUS. For more information, talk to your doctor. You can also visit www.ADVAIR.com or call 1-888-825-5249. Pat info receiving ADVAIR DISKUS steroid read the instruction guide provided by the pharmacist with the prescription.

ADVAIR, DISKUS, FLIXOTIDE, SERVENT, and DISKUS are registered trademarks of GlaxoSmithKline. The following are registered trademarks of their respective manufacturers: Foradil Aerolizer/Novartis Pharmaceuticals Corporation; Norvir and Kaletra/Abbott Laboratories.

GlaxoSmithKline
GlaxoSmithKline
Research Triangle Park, NC 27709
PL-2760

©2005 The GlaxoSmithKline Group of companies. All rights reserved. Printed in USA. AD3142R0 April 2005

*Favorites, old and new, flavor custom cabinetry that's well within your reach.*

# A *Toney* twist on Traditional

Familial classics are showcased in a custom crafted, enameled kitchen, tastefully embellished with the thoughtful interplay of vibrant color and relaxed patterns. Plain & Fancy's custom apothecary drawers, cubbies and slide-outs add function to a white cabinetry canvas, punctuated with warm, aged copper and walls doing the polka. All carry on the casual continuum of generations. It's a Toney style that's here to stay.

*Featured on front: The Fairhaven door style in White Enamel on Soft Maple. Casual and collected, as usual.*

*Family members wait for a "wash-and-set" in an apron sink on a wide, deep and sturdy base cabinet flanked by multi-purpose drawers.*

PLAIN & FANCY CUSTOM CABINETRY

*Call for the name of a dealer showroom near you at* **1-800-447-9006** *or visit us online at* ***www.plainfancycabinetry.com.***

*A new angle on storage... with style. Stainless steel shelves that slide out effortlessly behind a crisp white front.*

©2006 Plain & Fancy Custom Cabinetry 1806/11-06


ultimate WORKSHOP giveaway

**Enter for your chance to win $100,000** in DIY's Ultimate Workshop Giveaway and create your own project paradise. **Log on to DIYnetwork.com to enter!**

home improvement | crafts | automotive | **woodworking** | gardening

presented by: LOWE'S — Let's Build Something Together

also sponsored by: Power Grab | Owens Corning | LP SmartSide Siding & Exterior Trim

DIY Do It Yourself Network Ultimate Workshop Giveaway

NO PURCHASE NECESSARY TO ENTER OR WIN A PRIZE. For full official rules, visit DIYnetwork.com to read a well addressed stamped envelope to: "DIY's Ultimate Workshop Giveaway", RR, P.O. Box 63200, Knoxville, TN 37998. Sweepstakes starts at 9:00 a.m. EST on 7/3. /06 and ends at 5:00 p.m. EST on 8/30/06. Open to legal US residents 21 or older. Void in Puerto Rico and where prohibited. Sponsor: Scripps Networks, Inc. d/b/a DIY Network.

diy network diynetwork.com

Ceramic Tile - Sardara Porcelain

Cinderella didn't mind keeping her
pile in shape because she
her true love

Finish your room's story at mohawk-flooring.com or call 1-800-2-Mohawk
Ceramic Tile - Hardwood - Carpet - Laminate - Rugs

MOHAWK
Mohawk makes the room

## CONTENTS

TREND REPORT
**Two Rooms, 43 Choices** 78
The newest products, latest trends and best technologies for the two most essential rooms in the house

DESIGN UPDATE
**One Kitchen, Three Ways** 90
How a kitchen designer reinvented the same small floor plan for a trio of families—with ideas for making the most of your space, too

IDEA FILE
**The Complete Half Bath** 98
Here's what you need to know to remodel a powder room or add one from scratch

AND, IN CASE YOU MISSED THEM
**Kitchen Design** 31
A sophisticated, colorful kitchen that can handle a crowd

**Bath Design** 37
An airy, light-filled bath at the heart of a master-suite retreat

# KITCHEN AND BATH SPECIAL 2006

Products you need, ideas you can use, and plans that work for the kitchens and baths you've always wanted

# 2 ROOMS » 43 CHOICES

PRODUCED BY COLETTE SCANLON ORTIZ
TEXT BY KEITH PANDOLFI
PHOTOGRAPHS BY DAVID LEWIS TAYLOR

1

2

3



4

5



7

6

EDITORS' CHOICE

**We went, we saw, we salivated. The kitchen and bath industry's annual show featured the latest products, hottest trends, and best technologies for the most essential rooms in your house. Here, 8 pages of our favorites.**

**1** Go ahead and leave the seat up, boys. The whole family will appreciate Kohler's aptly named **Surprise toilet seat.** It's nothing special when closed but lift the lid—and—whoa! The white top end ring appeal to the traditionalist in us, while the flip side appeases our inner free spirit. $54, kohler.com

**2** For city slickers longing to bid farewell to their neighborhood laundromats—or anyone who doesn't have the luxury of a supersized laundry room—Whirlpool introduces a line of scaled-down **Duet washers and dryers.** The Energy Star–rated Sport HT models are 2 inches shorter and shallower than other Duets, making them a comfy fit stacked in a closet or utility space. Built-in shock absorbers keep the spin cycle from waking your downstairs neighbor. Washer $799, dryer $699. whirlpool.com

**3** Want a Zen retreat—without all those annoying New Agers? Then line your bath with Walker Zanger's interlocking fingers of **stacked slate.** Part of the company's Shabui collection, they're mounted on 4- by 16-inch sheets for easy installation. The stone can be used for backsplashes, accent walls, and (if you're willing to reseal it every six months) inside the shower. $15 a square foot; walkerzanger.com

**4** Masculine thought is, stainless in the bath can look a bit clinical. But not when it's surrounded with rich ebony, like this **matte-glazed basin** from Duravit's 2nd Floor collection. Wide and shallow, it fairly floats on the counter top. The sink comes in six sizes, the surround in four wood veneers, including cherry, limed oak, and rosewood. Around $975. duravit.com

**5** A shiny lav spout is great until it gets covered with water marks and Crest flecks. Inevitably, you end up spending as much time spiffing up the faucet as you do grooming yourself. American Standard's EverClean finish is designed to save you the trouble. The permanent protective coating resists spotting and regains its sparkle with an occasional swipe of a dry cloth. Shown here on the **Tropic centerset faucet.** $129. americanstandard-us.com

**6** We long ago gave up boiling our veggies in favor of nutrient-preserving steam cooking. Now Sharp is hoping we'll apply the same method to steaks and chops. The **superheated steam oven** uses a combination of thermal heat and steam to cook food, sealing in natural juices and vitamins—and no it won't soggify your T-bone. An added bonus: It steams away some fat, too. Twenty preprogrammed settings make it as easy to use as a microwave. The countertop oven, available in almost-metered or stainless steel, requires no plumbing. Just fill the reservoir and get steamed. About $1,400. sharpusa.com

**7** Even the most baked-on lasagna pan is no match for KitchenAid's new line of dishwashers with the **ProScrub technology.** Press a button and white-water rapid-charged jets scour problem pans clean. Don't worry that your fine crystal will go to pieces in the maelstrom. The extra oomph is targeted only to a specific area at the rear of the tub. $1,299 to $1,399. kitchenaid.com

## 8» COOL COOKTOP

Slap your hand on an active burner of any other electric cooktop and you'll be cursing like a salty sailor. Not so with induction technology, which, after years of hovering around the fringe, has finally entered the mainstream. An electromagnetic field transfers heat directly to cast iron or stainless steel pots and pans (only magnetic materials can be used), meaning food cooks faster, stovetops stay cool to the touch, and because renegade cheese shreds won't melt onto the cooktop, it cleans up with a quick wipe. Of the Bounty, **Electrolux's 36-inch wide induction model** ($2,499), its first on the U.S. market, has an impact-resistant glass surface and five burners ranging in size from 6 to 10 inches. Also available in a 30-inch model ($1,999). electroluxusa.com

(TRENDS) The mainstreaming of "universal design," with high-style options in sinks, toilets, shower accessories, and kitchen appliances.

**9** Time was, if you wanted a period look in the bath you had a choice of two finishes, chrome or brass. Not any more. Now you can get Victorian-style fixtures with today's most up to date finishes like this sinuous **Venetian Bronze faucet** from Delta. From $120. deltafaucets.com

**10** Tall, dark and handsome. No we don't mean Lorenzo Lamas-silly. We're talking about the **trio of cabinet doors** Rutt HandCrafted Cabinetry's custom mullioned St. Johns style (a) was inspired by a glass window in the historic Casa Monica Hotel in St. Augustine, Florida. Diamond Cabinetry's Laureldale (b), shown here in a Sangria finish, has beefy stiles and rails. And Decora's Mink finish (c) might induce sudden chocolate cravings every time you walk into the kitchen, since it reminds us of a square off a massive Hershey bar. Prices vary; ruttcabinetry.biz.

**11** It's not hard to find a 24-inch pro-grade range anymore—as high-end quality has worked its way down into the most compact appliances. But finding a pro-grade hood small enough to fit over it has been another story. Until now. DeLonghi's **24-inch hood** has halogen lighting and offers a warming option that will keep the food on your stovetop at the perfect temp until it's time for seconds. $1,199 to $1,599. delonghimajorappliances.com

**12** Say you want to cool down a six-pack pronto. You can stick it in the freezer—and have the bottles crack while you get distracted mowing the lawn—or put it in the **Evolution refrigerator** from Bosch. It's "supercool" mode drops the temperature to its lowest setting, then returns to normal in about 10 minutes. $1,949 to $2,499. boschappliances.com

**13** In this age of smart appliances, even our **towel warmers** have developed minds of their own (creepy, huh?). Myson's Thermo-Control feature senses your wet towel and automatically boosts the temperature, then cools down as your terry dries. Pictured is the 30 by 19-inch Gavotte, in curved steel with a chrome finish, available in hydronic and electric models. From $1,450. mysoninc.com

**14** Are your dinner-party guests slacking off? Put 'em to work at the **prep sink.** With its ultra-thick coating of enamel, Kohler's rugged Iron/Tones sink adds a subtle hit of color that can make even a pile of vegetable peelings look good. From $403. kohler.com

**15** You gotta have undercabinet task lighting when you're trying to follow that chimichanga recipe. But who wants to look at those ugly plastic-shaded boxes? KrattMaid's **light-ready molding** cleverly solves that problem with fluorescent tubes that snap into grooves, vanishing from view. The molding comes in five designs, ranging from Mission style to beaded. From $100 per 8-foot length. kraftmaid.com

**16** Overhead lighting can cast nasty shadows, making you look more like Keith Richards than you'd care to admit. But if you want to flatter both your complexion and your bathroom at the same time, go with side-mounted fixtures. **Frosted-glass sconces** from MAAX, in chrome, polished brass, or nickel, are understated enough to work in contemporary or traditional settings. From $300. maax.com

**17** Two parts spa, one part car wash. Hansgrohe's new **ShowerArc** might turn your morning ritual into something that makes you late for work. An overhead rainshower and six adjustable body sprays pump out a total of 5.5 gallons per minute. Best of all, you don't need to plumb them individually. All the water is pumped into the arc by a single valve. Available in wall-to-wall or corner-mounted versions. $2,425. hansgrohe.com

**18** What looks like an ordinary range is actually a godsend for people in wheelchairs. Designed to comply with the requirements of the Americans with Disabilities Act, GE's **freestanding gas range** has accessible up-front controls, sealed burners for easy cleaning, and an extra-large window for monitoring your Butterball. $649 to $699. ge.com

## 17» Everything *and* the Kitchen Sink

We're humbled by the number of clever gadgets that come with **KWC's Profi sink.** Tools for chopping, grating, rinsing, and stacking ride smoothly along a groove at the top, or rest on the lip of the two-tiered basin. When you're done, just slot them into the nifty drain rack that doubles as a wall hanger. $1,490. kwcamerica.com



20

**(TRENDS) Cool, colorful, and long-lasting, LED lighting is turning up everywhere: built into sinks, at the business end of faucets, and illuminating medicine cabinets.**

**20** Taking a bath just got trippier with the LED light show provided by **KWC's Canyon faucets.** A stream of illuminated water glows red to blue depending on its temperature, which you control via an electronic touch pad. Available in a tub filler, $2,900 and sink spout, $2,300 (Pink Floyd CD sold separately). kwcamerica.com

**21** So many powder room furnishings are a bit twee for our tastes. That's why we liked this **handsome hunk of vanity** from Decolav. The Ancahra has a cherry or espresso finished wood base and tempered, frosted glass top with plenty of room for grooming tools. A low profile "bottle trap" instead of the usual curved P-trap opens up more shelf space below. From $832. decolav.com

**22** The **Isabel showerhead,** from Show House by Moen, eliminates uneven water pressure by letting water collect in the center of the head before being shot out of 100 jets. A lever toggles between April shower and hard rain's-gonna-fall mode, and a thermostatic valve keeps water at a preset temperature that won't fluctuate even if a family member flushes the toilet while you're washing up. $260. showhouse.moen.com

**23** Adding new knobs and pulls is a simple and affordable way to glitz up even the most mundane cabinetry, especially when it comes from a jewelry designer, like **MNG Designer Hardware's** striped line. Made of hand-polished die-cast zinc, the pieces have a modern look that fits nicely into even the most traditional kitchens. From $11. mngdesignerhardware.com

**24** Steam cleaning is the method of choice for everything from rugs to historic buildings. So why not clothes? That's the theory behind LG's **Steam Washer,** which injects the hot stuff into the wash cycle, deep-cleaning garments and cutting down on water usage at the same time. A "steam-only" option smooths wrinkles and freshens clothes without detergent. Available in white or midnight blue. From $1,499 to $1,599. lgusa.com

21



22

23



24



www.dyson.com

FACT: VACUUMS DIRTY THE AIR INSIDE YOUR HOME WITH DUST. TALK ABOUT A NIGHTMARE.

In an attempt to improve suction, some vacuums throw dust into the air, filling your home with the stuff they're supposed to eliminate. Dyson is the only vacuum in the world that never loses suction while releasing fresh, clean air into your home.

VACUUMS DON'T WORK EFFECTIVELY. DYSON DOES.

dyson

© 2006 Dyson

25

**25** If your garbage disposal sounds like the Tasmanian Devil on a rampage, the new **Evolution series from In-SinkErator** may be just what you need. Sound-damping insulation and anti-vibration mounts make these up to 60 percent quieter than other models. And like Taz, they'll devour just about anything you throw at them, from corncobs to rib bones. A special "septic assist" model automatically adds a dose of enzymes to help break down food waste. $200 to $400, insinkerator.com

EDITORS' CHOICE

## 26» A Cooler Cooler

Most beverage centers still look like what they are—souped-up refrigerators. But Ariston's elegant **Cantina Vino wine cooler** is handsome enough to show off anywhere in the house. That's because the brushed-stainless door frame completely covers the counter-depth unit, hiding the hinges and vent from view. Behind the anti-UV glass, six removable shelves hold 42 of your favorite bottles. $1,499, aristonappliances.us



27

**27** As bathroom options get more complicated, the means of controlling them has to get simpler. Kohler's **DTV custom shower system** is tailor-made for the iPod generation. With a scroll of the dial, it can control up to eight different showerheads at once. You can also preprogram it with your favorite settings, from a gentle sprinkle to our personal choice, the "wave massage." $1,990, kohler.com

**28** Nothing beats the convenience of a pullout faucet—provided you don't have to wrestle the spray head out and back in. Franke's **Orca faucet** has a deep cutout along the bottom, making it easy to remove and replace the head and reducing the amount of stress on your faucet fittings. From $550, frankeconsumerproducts.com

28

**(TRENDS)** The furniture look continues to rule in the bath, with exotic woods, carved vanities with turned legs, and molding details.

**29** No two pieces of granite are alike. And while that natural variation is a big part of its charm, it also means no two pieces perform the same way—until now. With its **branded line of granite,** Dupont aims to bring the consistency of its solid surfacing to stone. The slabs, available in more than a dozen colors, come with a 10-year warranty on fabrication, stain resistance, and—since it's laid down by company-certified pros—installation. From $65 per sq. ft., installed, granite.dupont.com



29



30

31

32

**30** Sometimes the divider between two halves of a **double-bowl sink** does little more than get in the way. But the latest Avado sink from Elkay makes the double-bowl design more useful by adding a 10-inch-wide textured workspace between the two bowls. Use it to stage vegetables, stack plates, or set down a hot saucepan. $1,700. elkayusa.com

**31** Most folks born after the 1960s have no idea how to change their oil. And now those born after 2006 might be just as ignorant about how to brew a proper pot of coffee. Miele's newest built-in **coffee and espresso maker** grinds the beans, dispenses the water, froths the milk, and lets you program the strength of your perfect cup. You can even bypass the beans and fill a secondary reservoir with ground coffee. If Mom just has to have her Chock Full o' Nuts. The $2,199 price tag might sound expensive, but have you seen the price of a skim vanilla latte lately? miele.com

**32** With all their lighting, phone, and cable connections, walls can get pock-marked fast. That's why Baldwin's line of **rope-motif wall plates** come in 10 configurations to fit all your toggle-switch, cable jack, and GFCI outlet needs. And since these plates are ¼-inch larger than standard, they're great for covering minor cracks and wallpaper tears around electrical boxes. $10 to $29. baldwinhardware.com

**(TRENDS) Green, green, and more green: water-saving washers, energy-efficient kitchen appliances, and recycled materials**



33

(a)>

(b)>

34

**33** A far cry from 70s-era rumpus-room setups, bars are becoming increasingly popular in our homes. And bar appointments have gone upscale to match. Price Pfister's **solid-brass faucet** in this oil-rubbed bronze finish brings a warm, rustic aesthetic to even the newest suburban manse. From $150. pricepfister.com

**34** No matter how much air a manufacturer claims a fan can move, performance can be compromised by lengthy or elbowed ducts. But Panasonic's Energy Star–compliant **WhisperGreen fan** (a) delivers constant flow by upping its speed whenever it senses the least bit of resistance. $279. panasonic.com. Another smart option is Broan-NuTone's **humidity-sensing fan** (b), which switches on when it detects increased moisture in the air. From $299. broannutone.com




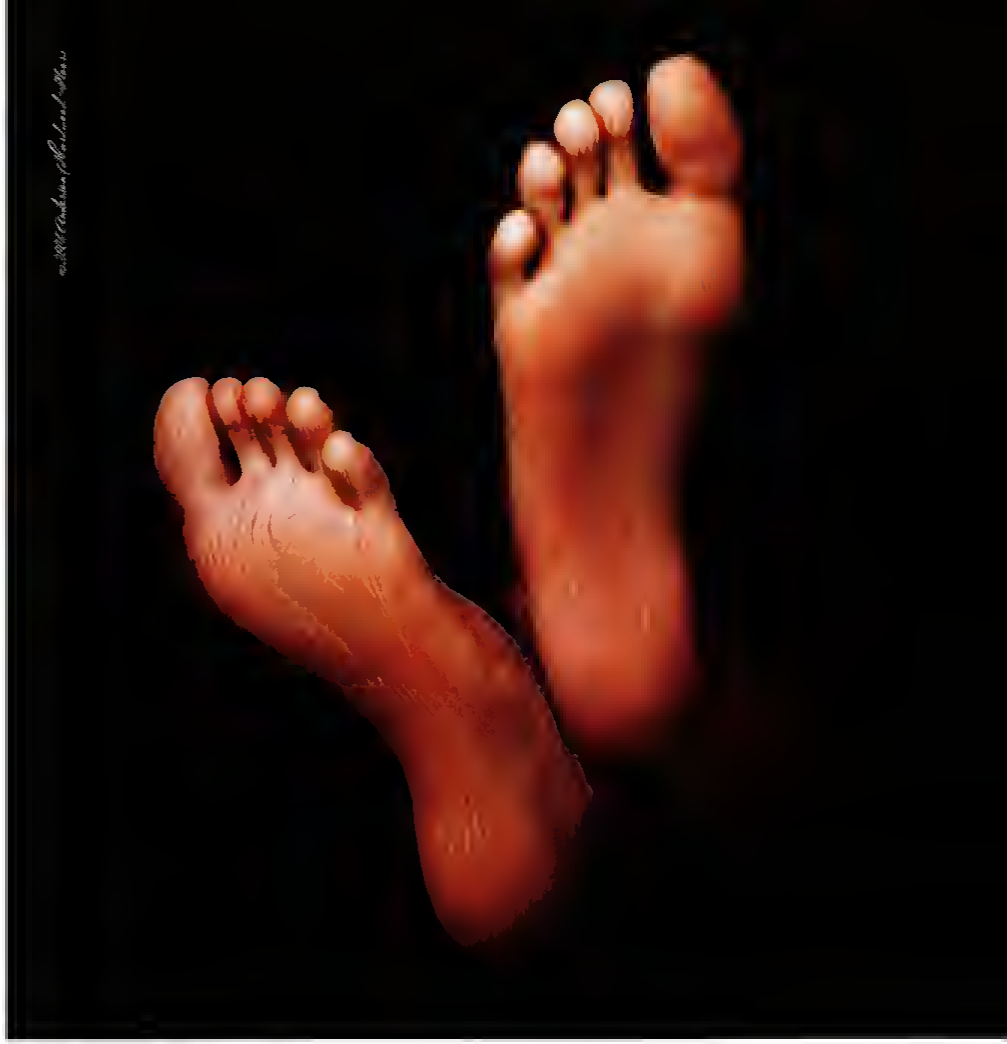

Finely crafted hardwood flooring by the Anderson family. It makes a lasting impression.

Anderson
andersonfloors.com

## 35» In Tile

Los Angeles–based designer Barbara Barry is known for her simple classic looks and understated elegance. Her beaded and fluted collections for Ann Sacks are reminiscent of the molding in some of our favorite old houses. Field tiles come in 3-by-6- and 4-by-4-inch sizes; cap and base trim in four widths; all in 40 colors. Starting at $25.47 per square foot; annsacks.com

36 First, French doors transformed the refrigerator. Now they're about to revolutionize the oven. Jade's 30-inch **French-door oven**, inspired by its commercial line, is both space-saving and back-sparing. And we sure don't mind not having to bend over that hot door. Around $5,000; jadeappliances.com

37 Conventional wisdom says if you want to get all of that bacterial funk out of your stinky sweat socks, you need to wash them in hot water. Samsung begs to differ. The **SilverCare washer** uses cold water to ionize pure silver, a metal known to have antimicrobial properties, killing bacteria without hot water or bleach. The ions are produced by two sterling silver plates alongside the drum. The plates, which can be replaced, carry a 10-year warranty. From $1,099; samsung.com

38 Some downdraft vents are so inefficient you might think twice before trying that pan-seared tuna recipe. But Gaggenau's AT 400 packs industrial-strength suction into a sleek **backsplash vent** that's perfect for the homebody gourmet. A 36-inch model fits nicely along the wall, while a 24-inch version works well in an island. And for cleanup, the filter and grease trap can be popped out and run through the dishwasher. $4,799; gaggenau.usa.com

39 Whether it's a bomber jacket or a belt, we love leather. And now we can fondle up our bathrooms with Atlas Homewares' **leather-trimmed towel bars,** hooks, knobs, and accessories. The hardware is accented with polished chrome and brushed nickel, and runs from $21.90 for a cabinet knob to $138.50 for a bathroom shelf; atlashomewares.com



DON'T HEAR ANYTHING? IT'S WORKING.

The Broan Ultra Silent™ Ventilation fan is both powerful and quiet. Two things other ventilation fans aren't. Almost no noise. Less condensation. Now you can have power quietly.

BROAN

To find out more call 1-800-558-1711 or visit broan.com

©2006 Broan-NuTone, LLC. Broan is a registered trademark of Broan-NuTone, LLC. Ultra Silent is a trademark of Broan-NuTone, LLC. Patents pending.

# 1 KITCHEN » 3 WAYS

## How a kitchen designer reinvented the same small floor plan for a trio of families. What worked for them could work for you, too

BY SALLIE BRADY

FLOOR PLANS BY IAN WARPOLE

**You just can't help it in the 'burbs:** The moment you see a contractor's truck in the neighbor's driveway, you've got to know what they're doing inside—especially if, as in many communities, the footprint next door is a carbon copy of your own. After all, getting the scoop might yield some ideas for your place, and maybe even the name of a pro ready and willing to tackle the work.

That's what happened along a street of 1920s townhouses in Bronxville, New York. Word traveled that one of the neighbors, Karen Berkemeyer, was also a kitchen designer, and that she had a knack for seeing the possibilities in the small, cookie-cutter kitchens original to the homes. For one thing, she'd tackled her own, so she knew the challenges firsthand. The old kitchens were closed-off galley spaces with a single-file lineup of appliances and next to no storage. Just as bad, many had also been victims of cheapo updating over the years. As Berkemeyer's name spread, she was called on to transform several of the neighbors' kitchens, reconfiguring them according to the needs and lifestyle of each family.

On the following pages are three of those remodels, with design and building tips to put to work at your own house.

◀ The original 12½-by-8-foot kitchen had an opening to the dining room and a back door and window at the rear. The range and sink were lined up opposite the fridge. An interior door to the basement stairs sat next to the back of a living room closet.

KITCHEN 1

# Pass-Through With a View

THE RITUAL OF A nightly sit-down dinner retains a welcome degree of formality for some families. That's certainly true for the Dunns—which is why, though they craved a new kitchen, they wouldn't sacrifice having a separate dining room.

When the family moved in 17 years ago, the kitchen was a monotony of small pickled wood cabinets and floors. "It was an eyesore," says Leslie, one which, unfortunately, was visible through a 42-inch wide pass-through that had been cut into the dining room wall. While the Dunns loved the handiness of the opening, it stayed on their fix-up list. "A happy hacker had literally cut it out," says Leslie, then tiled over the edges. Thinking they might move, they tolerated the ugliness and made do with the minimal storage, keeping serving dishes and pots in the basement.

Last year, finally admitting they weren't going anywhere, the family hired Berkemeyer. An avid cook and interior designer, Leslie told Berkemeyer she wanted cabinetry and built-ins that would significantly increase her storage space, a solution for integrating the pass-through into both the kitchen and the dining room, and a quiet, elegant look that "wasn't country kitchen." The result solved all of the family's complaints and is a big hit with their now-teenage kids—no more nightly runs to the basement.

**RIGHT** Brookhaven maple cabinets with raised panel molding and glass fronts were run up to the 8 foot ceiling to create an illusion of height. Tucked into a 12-inch-deep recess (created by stealing space from a living room closet) the flat-screen TV is invisible from the dining room. **BOTTOM** Glass front cabinets that showcase stemware were strategically placed to be seen from the rest of the house. The pass-through was finished with molding and recessed pin lights were installed along the top edge. A sealed cherry countertop, stained a shade darker than the new oak floors, was added for serving and snacking. **BELOW** A 10-inch deep sink from Elkay hides dirty dishes from dining room view. The stone mosaic-tile inset in the subway-tile backsplash echoes the honed limestone countertops. The satin-nickel Elkay faucet matches the finish on the cabinet hardware.

**TIP** **CONSIDER WHAT'S SEEN** "Add a touch of glass to cabinets that are going to be visible from another room. Then light the interiors to create a visual focal point."—KAREN BERKEMEYER

**GALLEY EFFICIENCY**
The back wall had been previously bumped out 3 feet, the door replaced with windows, and a rough pass-through cut out in the dining room/kitchen wall. The new refined pass-through also functions as a breakfast bar for two. Every inch of wall space has built-in storage.

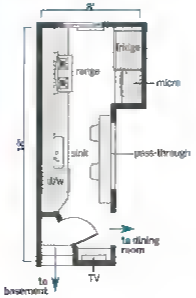

PHOTOGRAPHS BY MICHAEL LUPPINO STYLED BY MATTHEW MATTIELLO

It should look like a room with furniture, not a kitchen—that was the directive the homeowners gave the designer when opening up the space with a half-wall peninsula. School house lights, cherry cabinetry from Wood-Mode that goes with the cherry dining table, and polished granite countertops achieved that goal.

LEFT: Knowing that the homeowners wanted undercounter lighting, Berkemeyer recommended handmade glazed ceramic tiles for the backsplash. "The lighting plays off their slightly irregular surface, and highlights the shine and crackle of the glazing," she says. "It's not a typical manufactured flat look."

LEFT: A year-round BBQer, the homeowner wouldn't sacrifice the existing back-door access to his bluestone patio. A 27-inch-deep GE Profile fridge eliminated the problem of having the old 30-inch fridge awkwardly jut out. BELOW: An 18-inch-deep floor-to-ceiling pantry was fitted into space annexed from a living room closet that sat next to the basement door.



KITCHEN | 2

# Separate-But-Open Plan

A KITCHEN THAT'S INTEGRATED into a home's main living areas is ideal for some homeowners. "Now it's the first thing you see when you walk in the front door," says Robert O'Hare of his newly remodeled cooking space, which is visible from the living room and dining room. From the day he and his family moved into the house, they knew they wanted to redo the dark, dingy kitchen last remodeled in the 1970s. Desperate for food-prep areas and shelving beyond a board resting on L-brackets, Robert approached Berkemeyer about opening up the room. While selecting the cherry cabinetry, granite tops, and Kohler farmhouse sink and faucet was easy enough, the mechanics of removing the load-bearing wall it shared with the dining room wasn't so simple. "I knew it was going to cost us, but it would be worth it," Robert says of the floor supports that had to be added and the steam pipe that was rerouted. The family's gains, says Berkemeyer, were a dining peninsula with lower cabinets that store pots and pans, and a pantry closet. "Now when we're entertaining, we can be in three rooms at once," Robert says.

**TIP** **USE DECORATIVE DETAILS TO UNIFY A ROOM.** "A lot of people want to pick their backsplash first, but I make them wait till they've chosen their other materials. The backsplash and accent border can really pull all the elements in the room together." —KAREN BERKEMEYER

**HALF-WALL DIVIDER**

The basic layout of the original kitchen remained largely unchanged save for an 18-inch-deep pantry carved from the back of a living room closet. To open up the room while keeping the space distinct, the kitchen/dining room wall was removed in favor of a peninsula for eating, food prep, and storage.

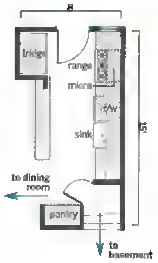


FOR MORE INFORMATION, SEE DIRECTORY PAGE 130

KITCHEN | 3

# The Eat-In Option

IN SOME CASES the kitchen is the family room, a place to both cook and connect. That was the thinking behind this kitchen/dining room renovation. The work was barely six months old when the present homeowners walked into it during a real estate open house. It sold them. When the previous owner, a gourmet cook, remodeled, she never thought her family would move, so she went all out, creating a comfortable eat-in kitchen. "They wanted one big room," says Berkemeyer, "so I said let's take the entire wall down and do a U shaped kitchen with a sink that looks out onto two dining areas." For the kids, Berkemeyer designed a breakfast bar set lower than the rest of the kitchen peninsula, and for family dinners, a corner banquette. The owners didn't want the kitchen to be seen from the front hall, so they shifted the living room opening toward the banquette. "It was just what we wanted," says the present owner. "A family eating space, not a formal eating space."

**TIP** TRY BUILT INS TO SAVE SPACE "A banquette can be an excellent solution for a small or awkward space with traffic flow issues. It eliminates the extra clearance needed to walk around a table—and can provide hidden storage possibilities."
—KAREN BERKEMEYER

ABOVE Rather than have a standard dining table and chairs, the homeowners decided on a more casual and space efficient banquette in the dining alcove. It also stores seasonal dishes, linens, and phone books in 30 inch-deep file drawers. TOP: A two-tiered granite-topped peninsula with an extra-deep Kindred sink and Grohe faucet does double duty with a 36 inch counter for prep and a 30 inch breakfast bar for kids on the run. Dining area built ins, including a new corner cupboard, were made to match the kitchen's painted and glazed Wood Mode cabinets.

**FOR COOKING AND DINING**
The kitchen/dining room wall came down in favor of a two-tiered peninsula, and the range went in where the back door had been. The dining room/living room wall moved 3 feet toward the kitchen to create a cozier hangout and eating area and the opening was shifted so the kitchen can be seen when you come in the front door.

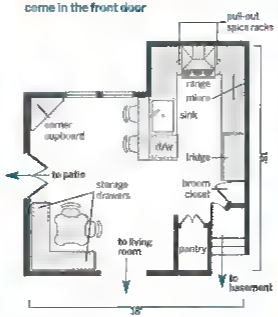

One challenge was finding an exhaust hood that didn't interfere with the skylight. A Best by Broan model floats 30 inches above the range (the minimum clearance) and is tied in to the cabinetry with a shelf on top. Travertine backsplash tiles were laid on an angle to make the space look larger. Pillars flanking the range conceal pull-out spice racks.



More small kitchen solutions: thisoldhouse.com/shortcuts

# THE COMPLETE

## Here's what you need to know to remodel a powder room or add one from scratch

# HALF BATH

The earliest powder rooms didn't have sinks or even a commode. Their sole purpose was to provide a place for servants to add talcum powder to the white wigs of respectable men. But even though the hairpieces of the 18th century have long ago fallen by the wayside, the powder room (which now, thankfully, includes indoor plumbing) remains an indispensible place to freshen up. • While a first-floor WC was a rarity in the 1880s, seen only in the wealthiest homes, by the 1930s, powder rooms as we know them could be found in many houses of the day. Still, it wasn't until the mid-20th century that the amenity became standard fare in suburbia. • Powder rooms are generally situated near a home's public rooms (the foyer, the living and dining rooms) as a convenience to guests. As a result, these half baths are now one of the most frequently remodeled and updated rooms in the house, according to a recent survey by Moen, Inc.—and adding one to an existing home can increase resale value by as much as $20,000. Because they're so much on display, powder rooms are often treated today as small showplaces and decked out with sculptural sinks, handcrafted fittings, and decorative tile or paneling. After all, given their small scale, they offer a good opportunity to make a big style statement without a huge outlay of cash. But before you go investing in that hand-hammered copper sink or inlaid cherry vanity, here are some things to consider.

BY ASHLEY WOMBLE

PHOTO: LEVIN/MARTIN

**EVOKING THE PAST**
Located off of the main entrance in a lake house, this powder room has a low-key feel. Designer Dave Heigl used a distressed cherry cabinet with a zinc countertop and rounded backsplash to evoke the spirit of an old-fashioned washstand. A Waterworks vessel sink is filled by a wall-mounted brushed nickel faucet; over time, the zinc counter will develop a deep patina.

**FITTING IT IN** When adding a powder room to an older home, the first task is carving out the space. Look for a spot that is easily accessible from the main entertaining areas, but avoid plumbing a wall shared with the dining or living room where the added noise would be a nuisance. Consider locating it in the recess under a staircase or converting a large first-floor closet. To save on costs, locate the room adjacent to plumbing lines so you can tap into the existing water and waste system. The room will need venting and piping behind the walls and under the floor—which can get very expensive if the bathroom floor is far from the main drain line or stack.

**HOW BIG?** With only two fixtures to fit in, the average half bath measures about 20 square feet. After all, there isn't a huge need for storage; natural light is a bonus (windows can actually cut down on privacy), and there's less clutter than in a full bath. But one practicality you do have to consider is the door swing. In the best case scenario, it opens in so as not to impede traffic flow at the bath entrance. So you'll need to plan for a 32-inch door opening, plus floor space (factoring in an arc that takes into account the width of the door and maneuvering room around it). In really tight spaces the door may have to open out, or you can install a pocket door that slides into the wall for storage when open.

What's the minimum space you can squeeze a powder room into? In theory, you could squeeze one into 11 square feet and meet the International Residential Code (be sure to check local code requirements as well). Code dictates minimum clearances from side to side, as well as in front of the sink and toilet so they can be used comfortably. There must be 15 inches from the centerline of the commode and sink to the nearest wall or fixture, and 21 inches in front. Allow a minimum of 7 feet for headroom; you may even want to lower a very high ceiling if the room's footprint is tight, so the space feels proportional. In half baths under the stairs, where the ceiling slants, tuck the toilet under the lowest point. Don't forget electrical outlets for lighting and, perhaps, an exhaust fan for ventilation and white noise.

**LAYOUT POINTERS** Traditionally the sink is the focal point, and the toilet is either placed next to it, where it can't be seen when the door's ajar, or on another wall entirely, where it's even less conspicuous. If space allows, using a vanity that resembles a dresser or sideboard can give the room a handsome, furnished look that ties to other rooms in the house. In a small space, a pedestal, console, corner, or wall-mounted sink can eke out a few extra inches, as can a round toilet, rather than one with an oval bowl.

If there's no squeeze on square footage, consider hiding the toilet in a niche created by a half wall far from the basin.

**MATERIALS AND FINISHES** Try to think outside the traditional bathroom box; the powder room should look more like a decorated room than a utilitarian WC. "It's one of the rooms that guests use the most, so it's worth spending some money on," says Illinois-based designer Mary Lou Kalmus. Kalmus suggests choosing one special item to work around. "It can be anything from a vessel sink to an antique mirror," she says. Emphasize architectural detail by carrying molding treatments and wall paneling from surrounding spaces into the room. Spring for hardwood, stone, or mosaic tile floors, and give the walls rich color and/or pattern. A freestanding table near the sink is an attractive way to display tissues and hand towels.

Many powder rooms lack natural light, and get much of their use at night, so properly placed lighting is key. Designers often rely on wall sconces flanking the mirror to cast flattering, shadow-free task light. But it's good to have overhead ambient light as well, whether in the form of a pendant lamp or chandelier, or even a skylight to brighten the room during the day. Putting all light sources on dimmers allows you to modulate the glow for evening.

**MISSION UPDATE** ABOVE: Leaded glass detail on the cherry vanity doors and mirror give this Dave Heigl–designed room a contemporary Arts and Crafts look. Leaded glass wall sconces and a pewter-finish faucet reinforce the style. The ample 4-foot-wide vanity provides plenty of space for guest towels and toiletries.

**THROWN A CURVE** ABOVE: Architect Chris DiSunno commissioned a custom limestone-topped maple vanity to echo the curved wall in this under-the-stairs powder room. The commode sits at the opposite end of the room where the ceiling drops to 5 feet.

**NEW TRADITIONAL** NEAR RIGHT: A bulbous toilet and sink give this powder room vintage charm. The dresser-like vanity and radiator cover—as—window seat add to the half bath's old-fashioned appeal.

**FINELY CRAFTED** RIGHT: Wrapped in wainscoting that reflects the house's Craftsman feel, this half bath designed by architect Jay Haverson is "furnished" with a solid oak vanity topped and backed with limestone and an oil-rubbed bronze faucet by Rohl mounted on the wall.

PHOTOS: (PREVIOUS PAGE) LISA ROMERAUN; CHRIS PAUL; TRIPP WILLIAMS; STYLING: MATTHEW MATTELLO (OPPOSITE LEFT) ANDREW BONWILL; STYLING: SUSAN WILLIAMS; (RIGHT) JIM FRANCO; STYLING: MARTHA LEEBS

## PLANNING POINTERS

1 | **Follow the line.** When carving out space for a powder room, think about where water and waste lines can hook up to current plumbing. Adding new lines drives up costs a lot, especially if they're on an outside wall and need insulation.

2 | **Test-drive the layout.** Always dry-fit fixtures before installing them so you know exactly how their placement will work. You don't want to find out you can't get around the open door after you've installed the wash basin.

3 | **Make it comfortable.** In a small powder room, the ceiling should be no higher than 8 feet to avoid a vertical tunnel effect. Any taller and you may want to paint it a deep color to make the space feel more intimate. Putting in a pocket door or installing floor tile on the diagonal will help a small room feel more spacious.

4 | **Make it special.** Consider using stone tile, hardwood flooring, or wainscoting, retrofitting a vintage dresser with a sink, or springing for a beautiful basin—after all, the powder room is one of the rooms guests use the most. Plus, its size means such splurges are on a small scale.

FOR MORE INFORMATION, SEE DIRECTORY PAGE 130

## DOUBLING UP

An informal survey of architects from California to Massachusetts suggests that sometimes two half baths are greater than a whole

Many home design pros report that an increasing number of recent projects have involved building a secondary powder room for the family in new homes and additions. Characterized by ample storage space and utilitarian fixtures such as an extra large sink or a small shower stall, these family powder rooms are all about function—catering to potty training the littlest ones, hosing down muddy young sports stars, or giving Mom or Dad a place to clean up after yard work. Connecticut-based architect Jay Haverson recommends placing a secondary half bath in the back of the house, near the mudroom, or off a great room kitchen in a large home that has a primary powder room located near the front entry

Designed more for function than for style, the focus in a family powder room should be on materials that are durable, easy to clean, and kid-friendly If excess dirt is likely, a tile floor with a drain can aid in quick cleanup. Depending on the size and layout of the house, this secondary half bath may include large cabinetry or a linen closet for storing towels and toiletries. It might even act as a miniature pool house when equipped with a small 30 inch shower, changing area, and a washer/dryer—stretching the limits of the space, not to mention the meaning of the term "powder room" itself

More half bath plans: thisoldhouse.com/shortcuts

**FROM OUTSIDE IN**
ABOVE The base for this patinated-copper vessel sink is actually a garden urn topped with a slab of onyx The oil-rubbed bronze faucet by Danze is wall-mounted to the mirror which also acts as the backsplash.

**COZY CLASSIC**
LEFT A petite Kohler pedestal sink keeps a snug 4-by 5-foot space designed by Steven Lecher from seeming cramped The edges of the basin and pedestal base echo the moldings in and around the half bath.

PHOTOS: (TOP) MARK SAMUS; (BOTTOM) ERIC PASCOCCI STYLING: ROBB LEWIS



**RICH IN DETAIL**
LEFT A column of granite literally puts this copper vessel sink on a pedestal At the other end of the room the gray Kohler toilet is barely visible behind a half-wall partition Dark wainscoting plays up the mosaic tile border and floor emphasizing the shape of the space designed by architect Jay Haverson.

**IN THE ROUND**
BELOW Located on a staircase landing between two floors, this cylindrical powder room serves as the intriguing architectural centerpiece of the grand staircase in a formal home designed by architect McKee Patterson. The marble console sink—on view when you push open the curved door—sits along the same wall as the commode in the 22-square-foot space.

PHOTOS: (TOP) WILLIAM P STEELE, STYLING: MATTHEW MATTELLI; (BOTTOM) COURTESY AUSTIN PATTERSON BISTRIM

Protect your home and property from storm damage. Here are 13 easy, affordable things you can do right now

BY JAMES GLAVE

# BRACING FOR THE BIG ONE

**SHELTER NO MORE**
It doesn't take the 140-mph winds of Hurricane Katrina—which leveled this house in Mississippi, to wreak havoc on a home. Wind speeds of even 75 mph can tear off a roof.

Get ready for "another above-normal year for hurricane activity." So says Dennis Feltgen, a spokesman for the National Oceanic and Atmospheric Administration (NOAA). Katrina and Rita may have struck a year ago, but the images of devastation are still fresh in our minds. And now, as another storm season gets under way, it's not just Florida and the Gulf States that need to be worried. The whole Eastern Seaboard, from Miami to Boston, is vulnerable. According to NOAA, we can expect up to 16 named storms this summer, with eight to 10 reaching hurricane proportions, and as many as six of those hitting destructive Category 3 strength or higher. And those aren't the only weather systems we need to watch out for, either. Just ask folks in the stretch of the country's midsection known as Tornado Alley, or the victims of hailstorms in Colorado.

The good news is that with a few tools, a weekend or two, and a little know-how, homeowners can take meaningful steps today to improve their home's odds of surviving severe weather, whether it's a hurricane in Florida or a twister in Texas. To help you get started, we canvassed engineers, contractors, architects, emergency managers, and, of course, our own experts, and compiled their best nuts-and-bolts advice. The bottom line: You don't have to spend a bundle for protection. Nor do you have to live in a bunker—though if you're tempted, we've got just the thing for you (see page 114). Even a handful of nails or a few tubes of strategically applied construction glue can dramatically increase your house's odds of staying put in a storm.

The fact is, your home is your single greatest investment, and when it comes to protecting it from ferocious weather, you simply can't afford to wing it. There's a storm in your future, and your game plan for fighting it starts right here.

**Since 1998, when this tornado reared through Atlanta, new building codes have been introduced nationwide, with the aim of protecting houses against damage from the elements. For details on code in your area, go to iccsafe.org.**

**WEB EXCLUSIVE** Dozens more expert safety tips, essential emergency gear, plus storm insurance advice: thisoldhouse.com/shortcuts

PHOTO: ATLANTA CONSTITUTION JOURNAL/CORBIS; (PREVIOUS PAGE) LOU S. BELLUCCI/BALLOU ARTISTS NEWS/CORBIS

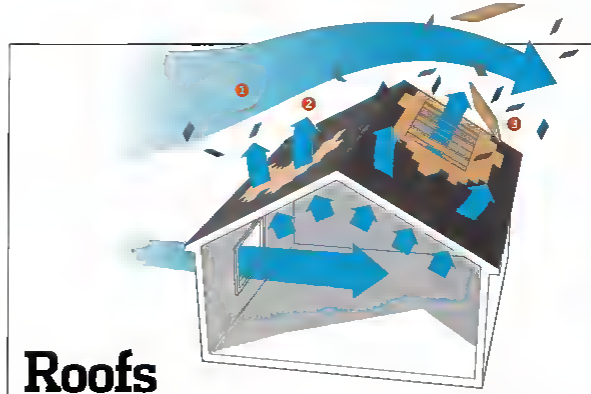

**UNCOMMON NAIL** With its extra-large head, beefy ring shank, and spiral threads at the top, the HurriQuake nail is designed to increase a roof's resistance to uplift forces by as much as 100 percent. In tests, it didn't pull out even when subjected to wind gusts of up to 170 mph. (Greater shear strength makes it handy in earthquakes too.) And that added protection will only run you about $15 for a whole house. Go to bostitch.com for more details.

# Roofs

**The Danger:** As hurricane winds pass over a roof (1), they create powerful upward sucking forces (2). If shingles or other roofing materials are not securely attached, they will simply peel off (3), opening avenues for water to infiltrate. In the worst-case scenario, roof sheathing pulls off, too, compromising the house's structural integrity while it exposes the inside to the elements.

**Permanent Solution:** For new construction or additions, the roof should be built to wind-rating codes for your area, with ⅝-inch plywood decking fastened securely to the roof framing. Waterproof the seams with self-adhering flashing tape, cover the sheathing with roofing felt, and top the whole thing off with shingles rated for wind and impact resistance. Typically these are a laminated sandwich of fiberglass and asphalt, held down by six nails in a special pattern. In addition, glue down all shingles within 2 feet of the roof's vulnerable outer edges with an asphalt cement. Look for the MP1 rating on the label, the highest industry standard for asphalt adhesives.

## What You Can Do Now

**BRACING**

Hip roofs, in which all four sides slope toward a central ridgeline, are naturally more wind-resistant than gable roofs. One way to strengthen a gable roof is to brace the end walls, which are the most vulnerable to uplift.

Get up into the attic and nail or screw a pair of 2x4s in an "X" pattern—one extending from the peak of the gable to the bottom center brace of the fourth truss, and the other from the bottom center of the gable to the top center brace of the fourth truss. Use 3-inch-long wood screws with a ¼-inch diameter shank, or 16d galvanized common nails, and reinforce the new braces wherever they meet roof members with 1-inch galvanized-steel straps.

If your roof is framed with rafters, you can strengthen it by adding collar ties. "Adding collars will improve a roof's ability to take wind load," says John Knezevich of Thornton-Tomasetti Group Engineering, in Fort Lauderdale, Florida. Brace every pair of rafters by running a long stud from one side of the roof to the other, three-quarters of the way up the slope of the rafters (imagine the letter "A"). Fasten it at each end with long wood screws and galvanized steel straps, effectively creating a bridge across the inside of the roof.

**ADHESIVE**

Get up into the attic and run a half-inch bead of construction adhesive along each rafter or truss where it meets the plywood roof sheathing above. "A good, thick bead down the edge on both sides of the rafter will tighten everything right up," says *This Old House* general contractor Tom Silva. This simple step will roughly triple a roof's protection against being torn off by the wind.

**STRAPPING**

Hurricane straps—1-inch-wide galvanized-steel ties that extend from the stud to the top plate and over the truss or rafter—tie the roof and walls together. While it's not easy to retrofit them (there's little maneuvering room in the attic at the edge of a pitched roof), it can be done by a skilled professional who may need to remove a section of roof sheathing or siding to gain access. Attach a strap at each roof-to-wall connection.

**BUILD YOUR SKILL** Emergency roof patching techniques. **Workshop, p. 117**

PHOTO: COURTESY OF STANLEY TOOLS

ILLUSTRATIONS BY JASON LEE

# Windows

Keeping windows intact is often the first line of defense against more catastrophic damage. If hurricane-force winds get inside the house, internal pressure will blow the roof off from within.

**IN THE TESTING LAB**

If you buy new windows or doors for use in a hurricane region, you can rest easy knowing that they will have already taken some serious hits in the lab. That's because building-envelope products—roofing, windows, doors, and so on—sold in so-called high-velocity wind zones are required to meet stringent ASTM International standards for wind pressurization and debris impact. To determine if the goods are up to snuff, independent testing facilities simulate a hurricane's fury. To test how well impact windows perform, for instance, technicians fire a 9-pound 2x4 out of an air cannon at 50 feet per second. Should the wooden missile penetrate or significantly crack the window, then it's back to the drawing board for the manufacturer.

**The Danger:** High winds and flying debris will smash unprotected windows, setting off the catastrophic phenomenon known as internal pressurization. "The wind comes in through a broken window or failed door and it's gotta come back out," explains Leslie Chapman-Henderson, CEO of the Federal Alliance for Safe Homes, a coalition of insurance firms, private corporations, and government agencies. "The pressure will build, and it will literally explode out whatever weak spots it finds in your structure."

**Permanent Solution:** Install new impact windows, tested to one of the major standards (see box, right). Available from most leading manufacturers, these consist of a layer of plastic sandwiched between two pieces of glass. "Impact windows are similar to your car's windshield, but quite a bit thicker," says Steve Berg, coastal products manager for Andersen Windows. The super-strong glass may crack if hit hard enough by flying debris, but the bonded plastic interlayer will keep the pane intact and keep the wind out. Impact windows come in a variety of styles, including historically accurate double-hungs. Expect to pay between 75 and 110 percent more for an impact-resistant insulated window than for the conventional-strength variety.

## What You Can Do Now

Protect your windows with storm shutters made of steel, aluminum, or high-strength polycarbonate plastic such as General Electric's Lexan. Dozens of companies manufacture shutters. Here are a few common permanent and removable options.



**1. ALUMINUM PANELS**
Interlocking corrugated metal panels slide into a premounted track and attach with wing nuts. The permanent track can be painted to match the house's exterior. Panels provide solid protection against debris and wind, but they're tough to handle (mind the sharp edges!), bulky to store, and time-consuming to install, especially on upper floors. For a good-sized family home, two people should allow at least a half day to mount them. Around $8 to $10 per square foot.

**2. FABRIC SHIELDS**
PVC-coated polyester fabric panels don't offer the same degree of protection as steel or aluminum, but they do meet Florida Building Code standards. And unlike metal shutters, they're easy to handle and store, and won't leave your home in total darkness. "The Fabric Shield allows enough light in that it looks like your mini-blinds are closed," says Mike George, a spokesman for manufacturer Wayne Dalton. About $8 to $15 per square foot, installed.

**3. COLONIAL**
Along with Bahama-style shutters, which swing down to cover a window from the top, these permanent swing-out shutters, in aluminum or fiberglass, combine protection and convenience with architectural style. When a storm approaches, just pull them closed and latch them securely. You can usually do this from inside the house, which means no perilous work atop ladders. The downside: They're expensive, at $30 to $35 per square foot, installed.

**4. ROLL-DOWN**
When not in use, steel roll-downs retract into a housing above or beside the window. They can be operated manually or automatically; if you opt for motorized, just remember to install a battery backup. "Roll-downs are the Bentleys of the storm-shutter world," says Steve Buzella, owner of manufacturer Metal-Tech, in Hialeah, Florida. He's not kidding: It can cost tens of thousands of dollars to hire a pro to equip a 2,000-square-foot house with the fully automated variety.

PHOTOS: (TOP LEFT) BLE BIRNCHOW/PUBLIC; (TOP RIGHT) COURTESY OF BRAINTRON

1. Most of the walls inside your home are made of paper-faced drywall.

2. Mold eats paper.

3. If you eliminate the paper you reduce the chances for mold.

4. Georgia-Pacific introduces DensArmor® Plus paperless drywall.

For more information visit
STOPFEEDINGMOLD.COM
For free literature, call 1-800-BUILD GP

GP Gypsum
DensArmor® Plus
Paperless Interior Drywall

©2006 G-P Gypsum Corporation. All rights reserved. DENSARMOR is a registered trademark of G-P Gypsum Corporation.

# Garage and Entry Doors

**The Danger:** If your home has an attached garage, think of that wide, roll-up door as a hurricane welcome mat. When 100-plus-mph winds hit the relatively thin aluminum panels of a standard door, typically, that door buckles and fails, allowing pressure to build up inside the house until it blows apart. The same is true of double entry doors. Without adequate reinforcing, they can potentially blow in or be pulled off.

**Permanent Solution:** Replace garage and entry doors with storm-rated models. For garage doors, that means braced steel construction with beefier rollers, hinges, and tracks, and additional track attachment points. Reinforced entry doors typically are made of fiberglass, steel, or solid wood with impact glazing. Prices range from a few hundred dollars for steel to several thousand for top-of-the-line fiberglass, like the Craftsman-style model from Jeld-Wen's Aurora collection. "It's made to emulate a hardwood door," says Kevin Pine, associate marketing manager for Jeld-Wen Doors. "But it's a much stronger product than a conventional stile-and-rail door."

"More than 90 percent of the time, the garage door is the first thing to go," says Leslie Chapman-Henderson, CEO of the Federal Alliance for Safe Homes. Fortunately, it's also one of the easiest parts of the house to strengthen against blow-in.

## What You Can Do Now:

**REMOVABLE BRACING SYSTEM**

Temporary reinforcing posts will improve your chances against a blow-in or pull-off. A retrofit kit, like the aluminum Collier Fortress Brace or the Secure Door system, sells for about $150 for a standard single door. Vertical posts slot into holes drilled in the floor and fasten at the top via a preinstalled bracket. When a storm warning goes out, you simply insert the posts to bolster the door (colliersprings.com, securedoor.com).

**BEEFED-UP DOOR HARDWARE**

Some simple hardware changes are all it takes to dramatically improve the strength of a double entry door. For starters, replace hinge screws with longer versions that extend all the way through the surrounding framing. Change out the standard deadbolt for a longer throw version, and add deadbolts top and bottom. Multiple-point locking systems, like the Trilennium from W&F Manufacturing (starting at $300; wfmfg.com), have two or more internal deadbolts, giving you added protection without compromising looks. Finally, add vertical locking pins to the top and bottom of the moveable door. In a traditional setup, only the stationary door has them. Make sure the lower pin extends down into concrete or solid wood.

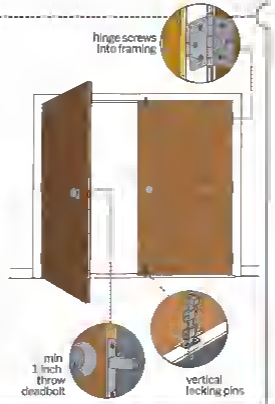


PHOTO: JOHN ANKO/FINNIA/CORBIS

## The most impressionable art is behind the wall

HEALTHIER QUIETER MORE ENERGY EFFICIENT

It's a stroke of genius the way Icynene® can seal your home from the elements. Icynene insulation, thanks to its soft spray foam application, effectively reduces air leakage by sealing cracks and seams through which harmful, moisture-laden air can invade your living space.

As an all-in-one water-based insulation and air barrier, Icynene creates a healthy indoor environment virtually free of pollen and pollutants, providing increased relief from allergies and asthma. Admire the air in your home.

**The Icynene Insulation System®**
**Healthier, Quieter, More Energy Efficient®**

**Better Shelter**
*Icynene® protects homes and occupants from potential water and moisture damage resulting from high winds.*

A unique material property of Icynene is its ability to create a complete air-seal, thereby reducing airflow and accompanying moisture in and out of the home. Because it acts as an insulation and air barrier system, Icynene is often installed in the ceiling of the attic to create an unvented sealed attic assembly. This design eliminates the entry of rainwater and moisture into the attic, which helps to increase a home's resistance to wind and water damage.

Learn more about severe storm protection using Icynene by visiting Icynene.com/bettershelter.aspx.

# Landscaping

**The Danger:** When the ground is saturated by floods or heavy rain, poorly rooted or sited trees can blow over onto your house or onto power lines, and dead branches can snap off and become airborne missiles. And it's not just trees that pose a hazard. Even landscape features like the pool can be a problem. If flooding causes it to overflow, the chlorinated water can damage plants and grass, so remember to lower the water level in advance of the storm.

**Permanent Solution:** If you're establishing a new landscape, plant well-rooted varieties of trees, which tend to be slower-growing species with smaller leaves. Ask a local nursery for wind-tolerant choices, but good bets include live oak, beech, Indian tamarind, and bald cypress. "Slower-growing trees tend to have stronger wood," says Charles Livio, vice president of the Landscape Inspector's Association of Florida. Proper planting techniques help trees develop a strong root system, says *This Old House* landscape contractor Roger Cook. Avoid planting a large tree in a small area, such as a narrow strip alongside a driveway. If the roots are constrained, they can't get a good purchase in the soil, increasing the chance of a blowdown.

The "safest" trees—that is, those most likely to remain standing in a storm—tend to be indigenous varieties. "Look for native plants, which have withstood the local weather for hundreds of years," says *TOH* landscape contractor Roger Cook.

## What You Can Do Now:

**PRUNING AND BRACING**

Well-pruned trees will weather a bad storm far better than those that are simply left to grow unattended. Structural pruning—particularly in a tree's early years—can prevent it from developing competing trunks (called "co-dominant leaders") that grow along side each other from a central point. "That's like the San Andreas Fault waiting to open up the next time there's a big wind," says horticulturalist Charles Livio. "The trees just split in half."

Prune mature trees so that wind can blow through the canopy of leaves, not against it. "Very dense foliage presents a sail effect," Livio explains. As for fruit trees, pick the fruit in advance of a storm if possible. "That will lighten the load and reduce the risk of projectiles," Livio says.

Finally, brace younger trees in advance of a storm with stranded nylon rope and 3-foot-long sections of #4 or #6 rebar or wood stakes pounded into the ground at 45-degree angles away from the trunk. Be sure to remove the stakes and ropes after the danger passes.

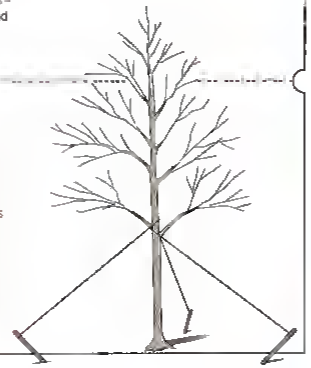

PHOTO: ERIC DAY/AP PHOTO

Stands up to wind, rain and the IRS.

A metal roof not only guards your home against the elements, it now affords you protection come April 15th. Thanks to new regulations, homeowners who purchase metal roofs can earn a special tax credit. That's in addition to the sizable savings on insurance premiums in many areas. What's more, a metal roof promotes energy savings and can even increase your property value. No wonder we call it Investment Grade Roofing. Visit MetalRoofing.com and learn how metal roofing will save you money. Built to endure for decades, metal roofs keep you warm and cozy–long after the feeling of sticking it to a certain government agency wears off.

www.MetalRoofing.com

# Security Blankets

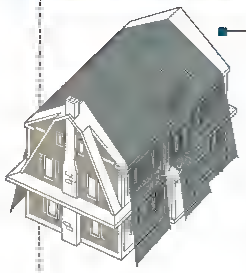

## A Seat Belt for Your House

Back in 2004, while passing flatbed trucks on the freeway near Orlando, Florida, structural engineer Frank Bennardo marveled at how well mesh tarps held down the big rigs' loads. "Why not do the same thing for houses?" he wondered. And so he did. Teaming up with shutter manufacturer Michael Madden, Bennardo convented the Cat 5 Hurricane Netting System. Throw a few 10-foot-wide bolts of the PVC-coated polyester over your house, hook it to anchors sunk into the ground, tighten the straps, and you effectively batten down the whole homestead. "It literally Saran-Wraps your house together," says Bennardo. "It deflects the wind and diverts it over the whole structure." Consider it a supplement to storm shutters or impact windows. But at just 85 cents a square foot, plus $2.50 or so per tie-down, it sure costs less than a new roof. hurricane-net.com

## Basement Bunker

Folks in tornado country know all about storm shelters. But after last year, some people in hurricane-prone regions are seeking a more secure place to hunker down than the "windowless interior room" recommended by emergency agencies. Those people might want to check out DuPont's Kevlar reinforced StormRoom. The prefab shelter comes in sizes from 4 by 6 feet to 12 by 12 feet ($6,000 to $12,000, installed). Once bolted and epoxied to a house's concrete foundation, it withstands winds in excess of 250 mph. But make sure to assess your flood risk first. "Storm shelters might provide protection from flying debris and wind," deadpans Mark Smith, of the Louisiana Governor's Office of Homeland Security and Emergency Preparedness. "But they don't float." stormroom.dupont.com

## Portable Power

It could take a week or more for utilities to restore power to storm-lashed neighborhoods. Here, a trio of solutions to keep you rolling through the blackout. **1. FRIDGE AND FREEZER:** The Yamaha EF3000iSE portable gas generator pumps out enough juice to power your fridge, freezer, and a few lights for as long as 20 hours per 3.4 gallons of regular unleaded. The built-in power inverter means that the engine output increases as power needs do, which conserves fuel and reduces noise. $2,099, yamaha-motor.com

**2. MOBILE PHONE:** Your cell phone may be your lifeline to the outside world. Keep it going with little more than sunshine and the Brunton Solaris 6. Just unfold the 29 by-9-inch panel in the sun, plug in your phone, and the unit will charge it in about one to three hours. $129, brunton.com

**3. WEATHER RADIO:** The Freeplay EyeMax will give you the latest news, but it also receives continuous advisories from NOAA Weather Radio. Don't worry about batteries—it's powered by a hand crank that folds out of the housing. Thirty seconds of cranking keeps it going for a half hour. $70; freeplayenergy.com

PHOTOS (TOP LEFT) WARREN FAIRLEY; CURE S. (BOTTOM RIGHT) PATRICK SUEDA

DampRid® Puts MOISTURE In Its Place...™

...To Fight Mold, Mildew & Musty Odors.

Excess moisture can be a big problem – turning your home into a breeding ground for mold, mildew, musty odors and allergens. But, DampRid is the proven, safe, effective way of removing excess moisture from household air. *You can actually see it working.* And since DampRid doesn't use electricity, you can use it in any room or closet. So, put DampRid to work in your home, and put moisture in its place.

***How bad is your moisture problem? Visit www.damprid.com to find out!***

***Look for DampRid products in your local Home Center, Hardware Store, Grocery Store, Drug Store and Warehouse Club.***

©2006. DampRid, Inc.


# WORKSHOP

TECHNIQUES, TIPS, AND YOUR QUESTIONS ANSWERED


119 **Ask This Old House**

123 **Skill Building**
Getting Rid of Grass
Saving Old Moldings
Temporarily Relocating Plants
Tarping a Damaged Roof

128 **Norm's Notebook**
Adjustable Wrenches

130 **Resource Directory**


Gardeners once watered plants with hoses made of leather or canvas. Then in 1870, Benjamin Franklin Goodrich introduced the first rubber hose. Thirty years later, it was still a luxury: Sears Roebuck's hose sold for 14 cents a foot—$2.80 at today's prices—but without any couplings. Now, an everyday garden hose like this vinyl model sells for about 25 cents a foot, couplings included.

PHOTOGRAPH BY KEATE

# Ask This Old House

> NEED AN EXPERT? WE'VE GOT FIVE, READY TO ANSWER YOUR HOME QUESTIONS

Using a sliding T-bevel square and a level, *TOH* master carpenter Norm Abram determines the cutting angles for wainscoting panels.

## Wainscoting for Stairways

I'd really like to add paneled wainscoting alongside my stair, but how do I figure out the angles at which to cut the panels?

MICHAEL BOGDANOW ALEXANDRIA, VA.

**Norm Abram replies:** The panels' angles are actually pretty easy to figure out because the sides of each panel are plumb and the top and bottom edges follow the slope of your stair. Finding plumb is simple with a level. To find the slope, you can use a fancy specialized tool like a digital level or an angle finder, but a much less expensive sliding T-bevel square and an ordinary level will also get the job done.

Here's what to do: Hold the level vertically on top of the skirtboard—the wall trim next to the stair—and center the bubble in the vial to make the level plumb. Now put the square's handle on the skirtboard and adjust its blade so it rests against one side of the level. To transfer that angle to your table saw, lay the square on the saw's table with its blade flush with the saw blade and its handle flat against the saw's miter gauge. You can then make all your panel cuts with the miter gauge at that setting.

## { Q: WHAT IS IT? }

A Metal wrist guard
B A tool for making patterns in wet concrete
C Work-boot stretcher
D OR...

*FOR ANSWER, SEE PAGE 121

## Cleaning Marble

**The marble countertops in the bathrooms in my son's house have become spotted and dull. How can he get the shine back?**

CLAIR LOVELL LITTLETON, COLO.

**Kevin O'Connor replies:** Chuck Muehlbauer, the technical director for the Marble Institute of America, suspects the dulling is caused by chemicals like abrasive powdered cleaners, alcohol, and acid-based tub and tile cleaners.

He says you can apply an acrylic paste wax and buff it to a shine, but that could become something of a maintenance chore if the countertops are used a lot. Your other option is to hire a professional stone-restoration

NORM ABRAM
MASTER CARPENTER



KEVIN O'CONNOR
HOST

ROGER COOK
LANDSCAPE CONTRACTOR

TOM SILVA
GENERAL CONTRACTOR

RICHARD TRETHEWEY
PLUMBING & HEATING EXPERT

PHOTOS: (LEFT) WILLIAM SMITH; (MIDDLE) ROBERT HARTING (CREDIT FROM TOP) BEVAN WALKER; K. MINA CLIFFORD; BEVAN WALKER; SACHA BLACKBURNE; SHAPPER SMITH PHOTOGRAPHY

The best time to dig up a tree, whether it's leaning to one side or being transplanted, is in the early fall, when leaf production has ceased but the ground is still warm enough to encourage root growth.

contractor to resurface it in place. The contractor would probably bring back the shine using a polishing compound and an angle grinder fitted with polishing pads, then he'll rub in a sealer, which your son should reapply periodically to protect against further chemical attack.

## Straightening a Leaning Tree

**The 15-foot-tall blue spruce in our yard has a pronounced tilt, which seems to be getting worse as the tree grows larger. I fear it will topple over someday. How can we prevent this?**

J. A. BREIDENSTEIN, ROUND HILL, VA.

**Roger Cook replies:** If you try to pull the tree upright without freeing the roots first, you'll probably tear them and kill the tree. Instead, dig a circle around the tree that's at least 10 inches across for each inch of trunk diameter and at least 2 feet deep. Only then should you attempt to straighten the tree using a truck, tractor, or a whole lot of neighborhood muscle. Just be sure to put a thick pad on the trunk so the cable or rope you're pulling on doesn't damage the bark.

Or you could save yourself a lot of work and hire a tree-moving company equipped with a truck-mounted tree spade to do the digging for you. As long as there's a way for the truck to pull up close to the tree, it can scoop it up, straighten it, and then lower it back down in a matter of minutes.

Whichever method you use, be sure to tie cables to the tree for at least a year to keep the wind from pushing it out of alignment before the roots reestablish themselves.

## Support for Sagging Insulation

**Our 1963 home has floor beams that are 48 inches apart. The fiberglass insulation under the floor is sagging, and I don't know how to hold it in place. Any suggestions?**

DAVE NIXON, MADRAS, OREG.

**Tom Silva replies:** Your type of floor construction is quite common for houses built over crawl spaces in the Northwest. Instead of joists, the floor rests on a tongue-and-groove lumber subfloor, which is supported by widely spaced beams on posts and piers.

I'd support the fiberglass batts by stapling chicken wire or a zigzag network of nonstretch twine to the underside of the beams. Then I'd fasten a layer of 1-inch-thick foil-faced foam against the beams with galvanized roofing nails. The foam adds R-7.5 to the floor's insulation value. Make sure the fiberglass is unfaced and tight against the subfloor before you install the foam. After it's up, seal all its seams with foil tape.

This is not a fun job—you'll be spending a lot of time on your back wearing a mask and gloves, but the payoff will be a more comfortable house that costs less to heat.

## Removing a Tub Drain

**I would like to remove my old tub drain, but it won't budge. I imagine it's supposed to unscrew, so I tried squirting it with WD-40 and tapping it lightly, to no avail. What should I try next?**

DON JUSTIN, CRYSTAL LAKE, ILL.

**Richard Trethewey replies:** WD-40 isn't going to help you. A tub drain is threaded into a horizontal pipe called a waste shoe, and sealed under its flange with a foam washer or plumber's putty. This seal is what's preventing the lubricant from reaching the drain's threads.

Plumbers have specialized tub drain removers and pop-up plug wrenches for this purpose, but you can make your own drain remover with a pair of slip-joint pliers and a beefy screwdriver. Slide the pliers' handles down the drain, past the X-shaped metal arms or crosshairs inside, then put a screwdriver between the handles and use it like a lever to unscrew the drain. At first you'll need a bit of muscle to break the putty's grip, but once you do, the drain usually comes out easily. If the crosshairs are broken or missing, you'll need a tool called a drain key, which can be tightened against the inside of the drain. You should be able to find one through a plumbing supply house or plumbingworld.com.

One caution: If you somehow damage the waste shoe, it'll be a real nuisance getting everything back together. So if your goal is to remove the tub, then go for it. But if you just want to replace the drain, call a plumber.

## Slippery Tile

**Several glazed ceramic tiles are embedded in my driveway. Their highly polished faces are extremely slippery when wet. Is there anything I can do to make them safer?**

ILEANA CARBONELL, JACKSON HEIGHTS, N.Y.

**Joe Ferrante replies:** There are liquid coatings that will make tile slip-resistant and acids that will etch and roughen up the tile surface. Both are intended for commercial use and should be applied by professional installers. Just remember that any coating will have to be reapplied periodically as it wears off.

I think your best bet in this case would be to chisel out the old tiles and fill in either with slip-resistant porcelain tiles or with a concrete patching compound. You can add some pigment to the compound to approximate the look of the old tiles.

Tile contractor Joe Ferrante, based in North Reading, Massachusetts, has worked on many *This Old House* projects.

## Dog vs. Lawn

**Last fall, after we moved to our new house, our dog ruined various areas of the lawn with her urine. How do I rehabilitate these dead spots and keep more from forming?**

JASON CROWNOVER, WESTMINSTER, COLO.

**Roger Cook replies:** Dog urine contains a high concentration of nitrogen, which kills grass the same way too much fertilizer in one spot will "burn" a lawn.

To repair these burned areas, remove any clumps of dead grass and loosen the soil with a hand-held claw tool. Level the damaged area with fresh topsoil, sprinkle seed and rake it in lightly, then water frequently to encourage germination. If there are lots of spots that need reseeding, buy one of the lawn-repair products that combine seed, fertilizer, and cellulose mulch in one bag. You can find them at pet stores and home centers.

To prevent future spotting, you have a couple of choices. Either follow your dog around with a hose to dilute her urine or train her to go only in one area, which you've covered with a thick layer of wood chips, mulch, or gravel. That's what I would do if it were my dog. ■

D. Drywall lifter

Drywall installers step into this device in order to lever heavy sheets of wallboard a few inches up the wall just before fastening them.

PHOTO: ROBERT HARDIN

**To send a question to Ask This Old House,** go to thisoldhouse.com/asktoh or write to:

Ask This Old House
This Old House magazine
1185 Avenue of the Americas, 27th Floor
New York, NY 10036

Include a complete address and daytime phone number. Published questions will be edited for clarity and length and may be used in other media. We regret that, due to the volume of mail received, we're not able to reply to unpublished questions.

Too busy to do it yourself?

Need a professional painter or designer?

The solution is on site.

SHERWIN-WILLIAMS. SERVICE CONNECTION™
swserviceconnection.com

Let Sherwin-Williams® connect you with painting contractors, wallpaper professionals and designers in your area. Use our new Service Connection™ tool to find professional help for your next project. It's FREE!

swserviceconnection.com

SHERWIN-WILLIAMS.

©2006 The Sherwin-Williams Company

ADVERTISEMENT

# WHAT'S HOT/WHAT'S NOT

INNOVATIVE TECHNOLOGY CHANGING PEOPLES' LIVES

## HOT: A Super Sleeper

**A CD that programs your brain to go deeply to sleep...quickly!**

THE FACT IS THAT everyone needs sleep. The problem is that over 100 million Americans have sleep problems. Many of these people turn to sleeping pills for help. Now, you can thank Speed Sleep® for a drug-free solution to achieving deep sleep. Speed Sleep® is designed to focus the mind and body to accelerate the process of going from awake down to the deepest and most restful levels of sleep – just by listening to the Speed Sleep® CD repeatedly. Two tracks are provided. One for a rejuvenating nap and the second one for going deeply to sleep at bedtime. You awaken fully rested and energized. Available at www.speedsleep.com or 1-888-61-SLEEP

This is a gratuitous mention of our incredible lobster (mmm, mmm).

Now that we have that out of the way, check out the other reasons to visit Maine

www.visitmaine.com 1.888.5785maine

it must be **maine**

WinGuard. Hurricane protection without the splinters!!

WinGuard® Impact-Resistant Windows and Doors are effortless. Once installed, there's nothing to put up or take down. You and your home are continuously protected from strong winds and flying debris, not to mention vandals, outside noise, UV rays and splinters. Ask your architect or contractor about WinGuard.

EFFORTLESS HURRICANE PROTECTION

PGT WinGuard
IMPACT RESISTANT WINDOWS & DOORS

Call 1-877-WINGUARD
or visit www.NoMorePlywood.com





# Skill Building

> SHARPEN YOUR KNOW-HOW WITH THESE TIPS FOR DOING ANYTHING BETTER AROUND THE HOUSE



PHOTOS: KALLI SMITH

## Grass Be Gone

Two ways to quickly remove established turf

RELATED STORY, P. 67 "LAYING A GRAVEL PATH"

The first step in building a new walkway or patio, or planting a new garden bed, usually involves getting rid of the grass. Fortunately, it's easier to eradicate than to grow, especially if you use the right tools and techniques. Here are the methods *This Old House* landscape contractor Roger Cook uses to scalp a lawn.

**GRUB HOE.** For small projects, use muscle power as demonstrated above by Dave Rosa of L&L Evergreen. With a quick chop, the hoe's 8-inch wide blade cuts through roots; a tug on the handle rips turf out of the ground. Resist the temptation to swing the tool like a pickax; your back and arms will give out before the job is done. Instead, take short swings, just hard enough to penetrate the root layer—a couple of inches deep, at most. Walk forward as you work, so the cut pieces of sod don't cover up the grass to be removed.

**SOD CUTTER.** For large projects, a gas-powered version from the rental center is the way to go. Using a wide, narrow blade that swings back and forth just below root level, a sod cutter swiftly severs roots, clearing a swath in one swift pass. Then just roll up the grass strips and replant them elsewhere, if you wish. —THOMAS BAKER

## Saving Old Trim

How to pry it off the wall in one piece

RELATED STORY, P. 57 "CONSTRUCTION WITH A CONSCIENCE"

Rescuing and reusing wood moldings can save a tree and also save you from the expense of buying or milling new profiles. All you need to remove these delicate pieces intact is a pair of thin pry bars, a utility knife, and nippers.



**1. Use the utility knife** to cut through the caulk and paint that grip the edges of the molding.

**2. Work one pry bar** gently between the wall and one end of the molding, as near to a nail as possible. Wiggle open a gap, then insert your second pry bar on the other side of the nail. Rock the two bars back and forth to work the nail loose (left). Continue walking the bars down the strip, loosening each nail in turn. If you feel yourself pulling hard, slow down and look for any fasteners you may have missed.

**3. Extract finish nails** that came off with the molding. But don't hammer them out the way they came in: banging on a nail's tip will cause the recessed nailhead to snag the wood fibers and splinter the molding's surface as it makes its exit. The best approach is to pull the nail through from the back side of the trim with a pair of nippers (left). Just grip the nail shank where it comes out of the wood and rock the curved jaws to one side.

—HARRY SAWYERS

**{ TOE TIP }**

To avoid damaging the surface you're prying against, insert a wood shim or metal putty knife behind the pry bar.

FOR MORE INFORMATION, SEE DIRECTORY PAGE 130

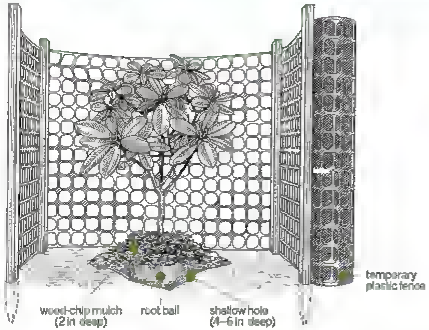


## Is That Shrub Worth Saving?

Here's Roger's call:

| SAVE IT | CHIP IT |
|---|---|
| RHODODENDRON | YEW |
| AZALEA | ROSE |
| SPIREA | LILAC |
| BOXWOOD | DWARF ALBERTA SPRUCE |

## Temporary Transplanting Tips

How to keep displaced plants alive for up to a year

RELATED STORY, P. 57 "CONSTRUCTION WITH A CONSCIENCE"

If valuable specimen plants are in the way of your renovation project, don't toss them in the chipper. Dig them up and lodge them in a safe spot surrounded with a plastic fence. They can survive in such temporary quarters for up to a year if you follow the steps recommended by *TOH* landscape contractor Roger Cook.

**UPROOT.** Tie the branches tightly with a piece of twine. Cut through the roots with a transplanting shovel and create a root ball that's one foot across for every 18 inches of plant height. Pry the plant out of the ground and wrap burlap around the roots. Then cart it away from the construction zone. Go back and fill the hole and rake the ground level. No one likes a broken ankle.

**STORE.** Place the plant in a shallow hole and cover the ball with a 2-inch layer of wood chips. Snip the twine and let the branches resume their natural form. Give the plant about half an inch of water twice a week.

**TRANSPLANT.** Prepare the beds by raking up all debris and adding compost. Untie the shrub's branches for the move to its new home. Plant it in a new hole three times the diameter of the root ball but no deeper than the spot it was growing in originally. —ASHLEY WOMBLE

ILLUSTRATIONS: HARRY BATES

## Emergency Roof Protection

What to do in the event your roof gets gored

RELATED STORY, P. 104 "BRACING FOR THE BIG ONE"

Roof repairs in the wake of a storm don't have to be pretty or permanent, as long as they save a house from further damage until a proper fix can be made.

**TIN FIX.** For small holes, tuck a piece of aluminum flashing under the nearest intact shingle above the damage. Hold the flashing's lower edge in place with a roofing nail or two, and don't wait too long to replace it with a real shingle.

**QUICK-AND-DIRTY TARPING.** In a pinch, drape a tarp over the ridge and fasten every grommet to the roof sheathing with a 2-inch screw and 1½-inch fender washer. (You did charge your cordless drill before the storm, didn't you?)

**LONG-TERM TARPING.** When it will be months before a roofer can get to you, tarp for the long haul. First, cover the hole with ⅝-inch exterior-grade plywood and fasten it to the undamaged sheathing with 2-inch deck screws. This will keep the tarp from collecting water and stop someone (a cat burglar, say) from accidentally falling through. Next, unfurl the tarp so one edge goes over the roof peak and a few feet down the other side. Doing this keeps water from running down under the tarp. Finally, secure the tarp's edges with 1x3 strapping, as shown at right, and screw them to the roof sheathing. The strapping will anchor the tarp securely until the pros arrive. —MARK FEIRER

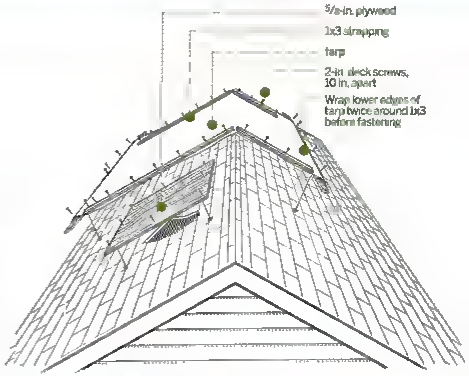


**{ TOH TIP }** On tile roofs, which can't be screwed into, fasten the edges of tarps to the roof's rakes and eaves




ADVERTISEMENT



# The Invisible Shield Against Hurricane Damage

**WITH PREDICTIONS OF ANOTHER BUSY HURRICANE SEASON,** it's wise for everyone potentially in the path of related severe wind driven rainstorms to make a plan for protecting family and vulnerable major assets like the home.

Much of the home investment loss associated with hurricanes and other serious storms results from water entering the home when roof coverings or siding is blown off. Leaking is the main cause of the roof and mold that lead to major structural damage and potential health problems for homeowners. Grace provides a waterproofing solution for roofs and walls so that water cannot penetrate the home even if the structure's surfaces are exposed.

## SECURITY OVERHEAD

FEMA has published recommendations for the use of fully adhered roofing underlayments such as Grace Ice & Water Shield®, as an enhanced secondary water barrier in coastal and inland hurricane prone areas (FEMA Hurricane Recovery Advisory No. 1, 2004). In the event that roof coverings are blown off, or if water gets underneath roof coverings, Grace's fully adhered waterproof roof underlayments are a key element in avoiding water infiltration.

In addition to Grace Ice & Water Shield®, Grace's portfolio of wind-driven water barrier products includes Grace TRI-FLEX 30® synthetic water shedding roof underlayment and Grace Vycor® Flashing for non roof detail areas. Grace Ice & Water Shield® and Grace TRI-FLEX 30® work together to provide unmatched durability and weatherability. Generally the Grace Ice & Water Shield is applied directly to the roof deck in critical flashing areas, such as valleys and the perimeters. The Grace TRI-FLEX 30 is then applied over the entire deck, including the areas protected by Grace Ice & Water Shield.

## PROTECTING THE SURROUNDINGS

Doors and windows are major leak zones if they aren't properly flashed. After a major hurricane season in 2004, Florida Home Builders Association released a 65-page report on water infrusion that cited flashing as one of the most critical steps for ensuring that water does not penetrate the wall system. Grace Vycor® Flexible Flashing seals a wall at its most vulnerable spots, such as window and doors, corner boards, stucco finishes, masonry walls and other non-roof detail areas. This self adhering, waterproof membrane is highly conformable and forms a weather tight barrier around unwanted openings in the wall sheathing system.

With the Grace system of "hurricane-proven" product solutions in place, homeowners in potentially threatened areas can rest assured that they've taken a major measure in securing the integrity of their home for the future to come.

## AFTER THE STORM: A CHECK LIST

1. **Assess Roof Damage.** After the storm passes, remain safely on ground level and use binoculars to examine your roof for areas where shingles may have blown off. Do not go up on the roof to check for damage.
2. **Water Damage.** Roofs that are not protected by a water-repellent roofing underlayment are susceptible to major water damage. Check the attic, ceiling and walls for visible water stains.
3. **Major Roof Damage.** Hire a professional roofing contractor for major re-roof construction.
4. **Ask your contractor to use a premium waterproof roofing underlayment** membrane for roof protection.
5. **Roof Education.** Homeowners should visit www.GraceAtHome.com to gain a better understanding of weather tight roof systems and help them properly address their needs with a contractor.



**GRACE WEATHER BARRIERS**

For more information on product solutions for wind-driven rain storms, visit Grace's website at www.graceconstruction.com

**THE THIRD IN A SERIES ON WEATHER SAFEGUARDING THE HOME BROUGHT TO YOU BY GRACE**

**Water is the worst enemy of every house.** Be certain yours is properly protected with high performance Grace Weather Barriers. Even in the most extreme weather, Grace provides protection for the whole house by keeping the water out and reducing the risk of rot, mold and corrosion caused by moisture.

**FIGHT BACK with GRACE WEATHER BARRIERS FOR ROOFS, WINDOWS, DOORS AND DECKS**

Find out more at **www.graceathome.com**

# Norm's Notebook

> MASTER CARPENTER NORM ABRAM'S TECHNIQUES FOR USING THE WRENCHES FEATURED IN TOOLBOX, P. 61

## > ADJUSTABLE WRENCH

### Don't Fear the Knucklebuster

The adjustable wrench got its nickname from the way its jaws can suddenly break loose from a nut and cause you to slam your hand against the nearest surface. To save yourself from a bruising, position the wrench so you can pull it toward your body. With your knuckles now out of danger, get leverage working for you: Grab the handle as far from the jaws as you can while still keeping a solid grip. If a nut doesn't budge, don't ever slip a length of pipe over the handle as a way to increase leverage. Any fastener that needs that kind of pressure requires a nonadjustable wrench, like a box-end, which is safe to use with a pipe.

{ TOB TIP }

Keep the wrench's jaws parallel to the work surface. An angled grip cuts down on contact with the nut. ▼

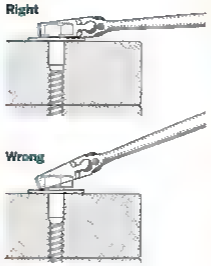


### Wrench Rules

Whenever you pick up an adjustable wrench, keep these key three things in mind



**Three-point contact** Before you turn the wrench, make sure its jaws are snug against the nut or bolt and touching it on at least three sides.

**Tighten each time** To make sure that a Crescent-type adjustable has as tight a hold on the nut as possible, retighten the jaws each time you reposition them. Turn the adjusting screw with your thumb while lightly rocking the wrench back and forth on the fastener until it rocks no more.

**Pull toward you** Whether you're tightening a bolt or loosening it, always try to position the sliding jaw toward you and pull the handle in that same direction. That puts most of the pressure on the fixed jaw, which can't slip.

### Flip Trick

If clearance for the handle is limited and you can only give the wrench a partial turn, flip the tool over. Wrench jaws are offset 15 degrees from the centerline of the handle; reversing the head allows you to get the most out of each pull. You will end up turning the tool toward the movable jaw half the time, but that's okay as long as you don't have to apply too much pressure.

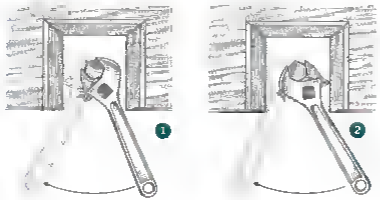


PHOTO: FRED ENGLISH; MATTA ILLUSTRATIONS: HARRY BATES





LET US BE THE FIRST STOP ON THE ROAD TO HELPING YOU

BE PREPARED

Emergency Road Side Kit
30 tools and items to help get you back on the road
$14.99
(A $35.00 value)
YE1-KC-A125

CHECK OUT OUR SELECTION
EMERGENCY KITS · FOOD STORAGE · WATER PATCHES · FIRST-AID KITS · LIGHTING · CAMPING GEAR · WHEAT GRINDERS & KITCHEN ITEMS · HOME SAFETY ITEMS · MUCH MORE

Just one of our more than 1,000 products to help you prepare for emergencies

Emergency Essentials®
HELPING PEOPLE PREPARE FOR MORE THAN 18 YEARS

Free guides about preparedness www.BePrepared.com
Call to order & to get a FREE catalog
1-800-999-1863

CRUTCHFIELD
32 years of helping people choose, use, and enjoy electronics™

Stay on top of changing weather conditions with this Oregon Scientific forecaster. It uses a vivid color screen to present weather information in an innovative and fun way. Using the data gathered by its remote wireless sensor, the station presents short-range forecasts with photo animation and sound effects. The forecast is updated every 15 minutes. Shop Crutchfield for this and other great products to help you keep tabs on time and weather. Wide selection, expert sales advice, free lifetime tech support.

*Free shipping on your first order.*
*Use offer code: 3A464 - expires 9/30/06.*

For a free catalog or to order, call:
CRUTCHFIELD 1-800-324-9695 or www.crutchfield.com/hse

Purest Water...
healthy you

**Pure Convenience**
Simple kitchen appliance makes the purest

**Purity Guaranteed** –
A life support necessity

**Pure Taste**
Experience the difference

**Pure $avings**
Eliminate bottled $H_2O$

FREE
28 Page Report/Catalog
(a $10.00 value)
1-800-874-9028
www.waterwise.com

Rainhandler is Stormproof!

RAINHANDLER



**Self-Cleans.**
Unique louver design allows leaves and debris to blow or wash away.

**Hurricane Resistant.**
Many users report their Rainhandlers survived Ivan, Hugo and other hurricanes, even though their roofs blew away. Tested to survive 130 MPH winds!

**Protects You.**
The Rainhandler self-cleaning system protects you from the need to climb ladders and roofs to clean clogged gutters.

**Prevents Erosion.**
Runoff is converted to a 2 to 3 foot wide band of soft rain-sized droplets sprinkling the landscaping.

**Maintains Itself.**
The all-aluminum, never-rusting, maintenance-free Rainhandler louvers make messy, deteriorating gutters obsolete, downspout history.

**Beautifies.**
The Rainhandler system is practically invisible. No gutters, downspouts, leaders or splash blocks to detract from the natural beauty of your home.

**Installs Easily**
Each 5-foot section comes with 3 brackets & 6 screws. Do your entire home in 3 or 4 hours.

**Guarantees.**
Performance satisfaction is guaranteed for one full year, 25-year warranty.

Phone or Write for FREE Information
RAINHANDLER
From Sunstone Corp.
Dept. TH0706
2710 North Avenue/Bridgeport, CT 06604
1-800-942-9904/Fax 1-800-606-2028
Name ____
Address ____
City ____ State ____
Zip ____ Email ____
www.rainhandler.com/th

# Directory

> SOURCES, PRICES, AND MORE INFORMATION ABOUT PRODUCTS FEATURED IN THIS ISSUE

**KITCHEN DESIGN: Fit for the Family** (pp 31–34)

**Designer:** Randy D Kane, CKD, Bilotta Kitchens, Mamaroneck, NY; 866-245-6882 bilotta.com. **Cabinets** Hawthorne Yellow and Sherwood Green The Bilotta Collection Bilotta Kitchens **Sinks and faucets** Franke Consumer Products Hatfield PA 800-637-6485 frankeconsumerproducts.com **Range, dishwasher, refrigerator** Viking Range Corp Greenwood MS 888-845-4641, vikingrange.com **Range hood** Best by Broan Hartford WI 800 558-1711 bestbybroan.com **Teak countertop and table** Brooks Custom Mount Kisco NY 800 244 5432 brookswood.com. **Countertop** Absolute Black granite, Eastern Stone Fabricators, Port Chester NY 914-637 3600 **Floor** Limestone floor tile, 16x16 Turkis Travertine Eastern Stone Fabricators **Painted pantry cabinet** Dulcie Acompora Harrison, NY 914-282 4812 **Glass mosaics and sanded-glass backsplash tile** Country Floors Greenwich, CT 203-862-9900 countryfloors.com. **Chairs** Crate and Barrel 800-967 6696 crateandbarrel com **Toaster** Cuisinart East Windsor NJ 800-726-0190 cuisinart.com

**BATH DESIGN Second-Story Job** (pp 37–38)

**Architect:** Erica Broberg Erica Broberg Architect, East Hampton NY 631-329-9928 ericabrobergarchitect .com **Contractor** Peter Joyce Contracting Montauk NY 516-903 2840 **Tub and sinks:** Kohler Kohler WI 800-456-4537 kohler.com **Faucets shower fittings, and tile:** Alan Court & Associates East Hampton, NY 631 324-7497 **Lighting** Home Expo 800 553 3199 expo.com **Windows** Andersen Corporation Bayport, MN 888-888-7020 andersenwindows.com

**LANDSCAPING: Reining in Water Use** (pp 49–54)

**Landscape designer** Nicole Lopez Landscape Design Santa Monica, California 310-998-1975.

**GREEN HOUSE: Construction With a Conscience** (pp 57–59)

**Green builders** The EcoBuilders Inc. Asheville, NC 828-337 0623 theecobuilders.com Ray Tonjes Builder Inc Austin TX 512 258 6691 raytonjesbuilder.com.

**HOMEOWNER'S HANDBOOK Laying a Gravel Path** (pp 67–72)

**Path shown** Gardener s Supply Company Burlington VT 888-833-1412 gardeners.com. The Home Depot 800 553 3199 homedepot.com. **Gravel sources** Geo. Schofield Co. Inc Bound Brook NJ 732 356-0858; geoschofield.com. Stoneyard com Littleton MA 800-231 2200 stoneyard.com Lang Stone Company Columbus, OH 614 228-5489 langstone.com Jones and Sons Washington IN 812 254-4731. jonesandsons.com. Palmer Coking Coal Co. Black Diamond WA (deliveries within 100 miles only) 360-886-2841. palmerco.com

**ONE KITCHEN, THREE WAYS** (pp 90–97)

**PASS THROUGH WITH A VIEW Designer** Karen Berkemeyer Ceramic Design Greenwich CT 203 869 8800 ceramicdesignltd com **Tile** Available through Ceramic Design. **Cabinetry** Brookhaven a div of Wood Mode Fine Custom Cabinetry Kreamer PA 877 635 7500 wood-mode.com **Sink and faucet:** Elkay Manufacturing Co. Oak Brook, IL 630 574-8484 elkayusa.com **Range** DCS by Fisher & Paykel Company Huntington Beach CA 800-863-5394 dcsappliances.com **Microwave** GE Profile GE Appliances Louisville KY 800 626-2000 ge.com **Dishwasher** Miele Inc Princeton, NJ 800 421 4585 miele.com. **LCD TV** Sharp Electronics Corporation Mahwah NJ 800 237-4277 sharpusa.com **Refrigerator/freezer** Sub-Zero Freezer Company Mad son WI 800 222 7820 subzero com **Coffeemaker and toaster** Jasper Morrison Rowenta Inc. Medford MA, 781 396-0600 rowentause com **Area rug** Dash & Albert Pittsfield MA, 800 557 2035; dashandalbert.com **Ceramics** Precidio Inc Brampton Ont Canada 800 387 2304 precidio.com **SEPARATE BUT OPEN PLAN Designer** Karen Berkemeyer Ceram c Design **Cabinets:** Wood Mode Fine Custom Cabinetry **Tile** Available through Ceramic Design **Sink and faucet** Kohler Kohler WI 800 456 4537 kohler.com **Refrigerator, dishwasher range, and microwave** GE Profile **Area rug** Dash & Albert **Ceramics** Precidio Inc **COOKING AND DINING COMBINED Designer** Karen Berkemeyer Ceramic Design **Cabinets:** Wood Mode Fine Custom Cabinetry **Tile** available through Ceramic Design **Faucet:** Grohe Bloomingdale IL 630-582 7711 groheamerica.com **Sink** Kindred Sink Franke Consumer Products Hatfield PA 800 637 6485 frankeconsumerproducts.com **Range** Viking Range Corporation Greenwood MS 888-845-4641 vikingrange.com **Hood** Best by Broan Hartford WI 800-558 1711, bestbybroan com **Refrigerator** GE Monogram **Dishwasher** Jetclean Dishwasher EQ Plus Maytag, Cleveland TN 800 688-9900 maytag.com **Microwave.** GE Profile **Disposer** KitchenAid St Joseph MI 800 541-6390 kitchenaid.com **TV** #14DLV75 Toshiba America Inc. New York, NY 800-631 3811 toshiba.com **Area rug** Dash & Albert **Ceramics.** Precidio Inc

**THE COMPLETE HALF BATH** (pp 98–103)

**EVOKING THE PAST Designer** Dave Heigl CKD Cabinetwerks Design Studio, a div of Orren Pickell Builders Lincolnshire IL 847 572 5220 cabinetworksdesignstudio.com **Cabinet:** Cabinetwerks Design Studio **Sink and faucet** Waterworks Danbury CT 800 927 2120 waterworks.com **MISSION UPDATE Designer** Dave Heigl CKD Cabinetwerks Design Studio **Cabinet:** Cabinetwerks Design Studio. **Faucet:** Memoirs Collection Kohler Kohler WI 800-456-4537 kohler.com **Sink:** Hammertone In Satin Brass Bates & Bates Paramount, CA, 800 726 7680 batesandbates com **THROWN A CURVE Architect:** Chris DiSunno, DiSunno Architecture East Hampton NY 631 324-6676 **Vanity** Custom made **Faucet** Astoria Collection Waterworks 800 927 2120 waterworks.com **Window** Dynamic Architectural Windows & Doors Abbotsford B C Canada 800 661-8111 dynamicwindows com. **NEW TRADITIONAL Architect:** Robin Zahn Robin Prince Zahn Architecture Yorktown Heights NY 914-245-2026. **Toilet:** Revival tank with seat and chrome

[Directory continued on page 133]

VESIcare can help relieve urges and leaks in your internal plumbing.

No, this isn't a pipe dream.

All of us have internal plumbing But for some of us with frequent bladder urges, our pipes don't work as well as they should And even when you do your best to deal with it on your own, you still worry about embarrassing leaks But there's more you can do Treat it with VESIcare Once-daily VESIcare can reduce urges and may even help relieve bladder leakage So ask your doctor if VESIcare is right for you

VESIcare is for urgency, frequency, and leakage (overactive bladder) VESIcare is not for everyone. If you have certain types of stomach, urinary, or glaucoma problems do not take VESIcare While taking VESIcare, if you experience a serious allergic reaction, severe abdominal pain, or become constipated for three or more days, tell your doctor right away In studies, common side effects were dry mouth, constipation, blurred vision, and indigestion

**Please see important product information on the following page.**
For a copy of our "Fresh Thinking" brochure, call (800) 403-6565, or visit vesicare com

VESIcare® (solifenacin succinate) tablets

Patient Information
VESicare® [VEF-i-sair]
(solifenacin succinate)
Tablets

**VESicare**
solifenacin succinate
Tablets

Read the Patient Information that comes with VESicare refill you start taking it and each time you get a refill. There may be new information. This leaflet does not take the place of talking with your doctor or other healthcare professional about your condition or treatment. Only your doctor or healthcare professional can determine if treatment with VESicare is right for you.

**What is VESicare?**
VESicare is a prescription medicine used in adults to treat the following symptoms due to a condition called overactive bladder:
- Having to go to the bathroom too often, also called "urinary frequency".
- Having a strong need to go to the bathroom right away, also called "urgency".
- Leaking or wetting accidents, also called "urinary incontinence."

VESicare has not been studied in children.

**What is overactive bladder?**
Overactive bladder occurs when you cannot control your bladder contractions. When these muscle contractions happen too often or cannot be controlled, you can get symptoms of overactive bladder, which are urinary frequency, urinary urgency, and urinary incontinence (leakage).

**Who should NOT take VESicare?**
Do not take VESicare if you:
- are not able to empty your bladder (also called "urinary retention").
- have delayed or slow emptying of your stomach (also called "gastric retention").
- have an eye problem called "uncontrolled narrow-angle glaucoma".
- are allergic to VESicare or any of its ingredients. See the end of this leaflet for a complete list of ingredients.

**What should I tell my doctor before starting VESicare?**
Before starting VESicare tell your doctor or healthcare professional about all of your medical conditions including if you:
- have any stomach or intestinal problems or problems with constipation.
- have trouble emptying your bladder or you have a weak urine stream.
- have an eye problem called narrow-angle glaucoma.
- have liver problems.
- have kidney problems.
- are pregnant or trying to become pregnant (it is not known if VESicare can harm your unborn baby).
- are breastfeeding (it is not known if VESicare passes into breast milk and if it can harm your baby. You should decide whether to breastfeed or take VESicare, but not both).

Doctor starting on VESicare, tell your doctor about all the medicines you take including prescription and nonprescription medicines, vitamins, and herbal supplements. While taking VESicare tell your doctor or healthcare professional about all changes in the medicines you are taking including prescription and nonprescription medicines, vitamins and herbal supplements. VESicare and other medicines may affect each other.

**How should I take VESicare?**
Take VESicare exactly as prescribed. Your doctor will prescribe the dose that is right for you. Your doctor may prescribe the lowest dose if you have certain medical conditions such as liver or kidney problems.
- You should take one VESicare tablet once a day.
- You should take VESicare with liquid and swallow the tablet whole.
- You can take VESicare with or without food.
- If you miss a dose of VESicare, begin taking VESicare again the next day. Do not take 2 doses of VESicare in the same day.
- If you take too much VESicare or overdose, call your local Poison Control Center or emergency room right away.

**What are the possible side effects with VESicare?**
The most common side effects with VESicare are:
- blurred vision. Use caution while driving or doing dangerous activities until you know how VESicare affects you.
- dry mouth.
- constipation. Call your doctor if you get severe stomach area (abdominal) pain or become constipated for 3 or more days.
- heat prostration. Heat prostration (due to decreased sweating) can occur when drugs such as VESicare are used in a hot environment.

Tell your doctor if you have any side effects that bother you or that do not go away.
These are not all the side effects with VESicare. For more information, ask your doctor, healthcare professional or pharmacist.

**How should I store VESicare?**
- Keep VESicare and all other medicines out of the reach of children.
- Store VESicare at room temperature, 59° to 86°F (15° to 30° C).
- Keep the bottle closed.
- Safely dispose of VESicare that is out of date or that you no longer need.

**General information about VESicare**
Medicines are sometimes prescribed for conditions that are not mentioned in patient information leaflets. Do not use VESicare for a condition for which it was not prescribed. Do not give VESicare to other people, even if they have the same symptoms you have. It may harm them.

This leaflet summarizes the most important information about VESicare. If you would like more information, talk with your doctor. You can ask your doctor or pharmacist for information about VESicare that is written for health professionals. You can also call [800] 469-6565 toll free, or visit www.VESICARE.com.

**What are the ingredients in VESicare?**
*Active ingredient:* solifenacin succinate
*Inactive ingredients:* dibasic monophosphate, corn starch, hypromellose 2910, magnesium stearate, talc, polyethylene glycol 8000 and titanium dioxide with yellow ferric oxide (5 mg VESicare tablet) or red ferric oxide (10 mg VESicare tablet)

Manufactured by:
Astellas Market Technologies, Inc., Norman, Oklahoma 73072
Marketed by:
Astellas Pharma, Inc., Deerfield, Illinois 60015
Marketed and Distributed by:
GlaxoSmithKline, Research Triangle Park, North Carolina 27709

astellas
gsk GlaxoSmithKline

©2005 Astellas Pharma, Inc. and
The GlaxoSmithKline Group of Companies
VES-001 November 2004

V0000-0000-04/06-01 VSC16000






Click. See. Choose. Paint!

Take the guesswork out of painting.

Use our new virtual paint tool to select colors with confidence.

This Old House Digital Designer
Click. See. Choose.

Get started now!
Visit www.thisoldhouse.com/digitaldesigner




trim #K-4445-00 WH Kohler **Sink.** Revival white elongated bowl #K-4355-0 Kohler **Fixtures and fittings.** All through Best Plumbing Supply, Yorktown NY 914-736 2468 **Cabinet:** The Home Depot 800 553-3199 homedepot.com **FINELY CRAFTED Architect.** Jay Haverson Haverson Architecture and Design PC Greenwich CT 203-629-8300 haversonarchitecture.com **Vanity and mirror:** Hibernian Millwork, Hopewell Junction NY 845-227 1939 **Sink:** Bates & Bates **Faucets and hardware.** Rohl Costa Mesa CA 800-777 9762 rohlhome.com **Floor tile** Available through Ceramic Design Greenwich CT 203 869-8800 ceramicdesignltd.com. **Lighting:** Restoration Hardware 800 762 1005 restorationhardware.com **FROM OUTSIDE IN Sink base** A garden urn by Winston Flowers Boston MA 617-442-0660 **Onyx top** Granite & Marble Works Inc Wilton NY 518-584-2800 **Sink:** Available through Waterworks, Boston MA, 617-267 2511 **Faucet:** Danze Inc a div of Globe Union Bolingbrook IL 877 530 3344 danze-online.com **Faux painter** Anita Medina Albany NY 518-458-9240 *Thanks to*— Sally Jenkins, Albany Tile, Albany NY 518-434-0155.

**COZY CLASSIC Designer/builder:** Steven Lecher Lecher Development, LLC, New Canaan CT 203 948 0335 lecherdevelopment.com **Sink.** Devonshire Collection Kohler **Faucet:** Newport Brass #7000-15S with cross handles Newport Brass a div of Brasstech Inc. Santa Ana CA 949-417-5207 newportbrass.com **RICH IN DETAIL Architect** Jay Haverson Haverson Architecture and Design PC **Sink and pedestal** #CP-01 in Antique Copper #C01 P1 in Stone Stone Forest, Santa Fe NM 888-682 2987 stoneforest.com. **Faucet trim** #3-9301/18A, Stone Forest **Faucet** towel bar, towel ring, and tissue holder Newport Brass **Toilet:** #K 3360 58 Kohler **Flooring** sink base, wall liner wall tile border and towel bar base. Mexican Basketweave Aztec/Red Travertine tile custom Aztec insert, Aztec pencil rail custom basketweave strip and Aztec custom insert tumbled all available through Ceramic Design ceramicdesignltd.com. **IN THE ROUND Architect:** McKee Patterson AIA Austin Patterson Disston Architects Southport CT 203 255-4031 apdarchitects.com **Vanity:** Custom made **Mirror and towel bar:** Samuel Heath, available through Klaff's, South Norwalk, CT 800-552 3371 klaffs.com **Marble top.** Custom made

**WORKSHOP:**
**Ask This Old House** (pp. 119–121)
**"Removing a Tub Drain". Drain key:** Plumbingworld.com Chico, CA, 530-891-6191.

**Skill Building** (pp 123–125)

**"Saving and Reusing Trim" Nippers:** #JP1008 Husky 10-inch endnipper pliers homedepot.com **Pry bar:** #21 2220 Shark Grip 8 inch pry bar Shark Corporation 800 891 7855 sharkcorp.com **Functional utility bar:** #55-099 Fubar Stanley Tools Group, 800-262 2161 stanleytools.com **"Grass Be Gone": Grub hoe.** #FH 71001 800 847 7863 coronaclipper.com ■

*Time4 Media and This Old House Ventures do not endorse any product or service mentioned or advertised in this magazine.*

ADVERTISEMENT

INSPIRATIONS FOR PERIOD HOME LIVING

CALL FOR A FREE CATALOG

FEATURING 25,000 ITEMS ON 312 FABULOUS PAGES

VAN DYKE'S RESTORERS®

Supplies For Antique Restorers, Woodworkers & Period Homes

Order Toll Free 1.800.558.1234

1.800.237.8833

Ask For Code: 60086g

CHECK OUT OUR WEBSITE www.vandykes.com

VentZone Systems

AMERICAN ALDES

NEW!

ZRT OPEN

FAN

ZRT CLOSED

Simply the Best Bath Exhaust Solution

The established leader in ventilation innovation, American ALDES introduces VentZone Systems. Designed for use with remote ventilator fans the Model ZRT Series zone registers control the fan AND ventilation ONLY where it is needed. This saves energy and simultaneously increases pinpoint ventilation all with super-quiet performance.

ZRT

PATENT PENDING

ALDES

CALL 1-800-255-7749

e-mail info@aldes-us.com

visit www.americanaldes.com

www.ventzone.com

FACTORY DIRECT SALES

THE SHADE STORE

THESHADESTORE.COM

custom shades, blinds and drapery are now available online.

// expert craftsmanship // free samples
affordable prices // quick turnaround //

// order directly at theshadestore.com or 1.800.754.1455

We make installing a spiral straightforward.

Installation Video featuring "The Furniture Guys"

Metal Spirals from $425

Features:
- Steel Construction
- Landing & Rails
- All Required Hardware
- Install Manual & Video

Options:
- Any Floor-to-Floor Height
- Diameters 3'6" to 7'6"
- BOCA/UBC Code Models
- Custom Walkout Units
- Aluminum Construction
- Hot Dipped Galvanizing

-- Many More Available --

Oak Spirals from $1575

Features:
- All Red Oak Construction
- Landing & Rails
- All Required Hardware
- Install Manual & Video

Options:
- Any Floor-to-Floor Height
- Diameters 4'0" to 6'0"
- BOCA/UBC Code Models
- Turned Spindles
- Solid Oak Handrails
- Finger Groove Rails

-- Many More Available --

Victorian One® from $3300

Features:
- Cast Aluminum Construction
- Landing & Rails
- All Required Hardware
- Installation Manual

Options:
- Any Floor-to-Floor Height
- Diameters 4'0" to 6'0"
- BOCA/UBC Code Models
- Brass Handrails
- Cast Scroll Tread Ends
- "Antique" Baked Finish

-- Many More Available --

The best selection, quality, and prices!

Since 1931, The Iron Shop has enjoyed a reputation for outstanding design and fabrication of spiral stairs. Today, we utilize computer-aided technology throughout our production process, successfully mixing state-of-the-art manufacturing with Old World quality.

Offering the largest selection, highest quality, and lowest prices in spiral stairs—we make sure you get the right spiral to meet your needs. And our spirals are still made with pride in the U.S.A.

Call for the FREE color Catalog & Price List:

1-800-523-7427 Ask for Ext. TOH

or visit our Web Site at www.TheIronShop.com/TOH

Main Plant & Showroom: Dept. TOH, P.O. Box 547, 400 Reed Road, Broomall, PA 19008

Showrooms / Warehouses: Ontario, CA • Sarasota, FL • Houston, TX • Chicago, IL • Stamford, CT

"The Furniture Guys" is a registered trademark belonging to Ed Feldman and Joe Ciraolo

THE IRON SHOP®

The Leading Manufacturer of Spiral Stair Kits®

©2000 The Iron Shop

SUNPORCH®
SUNROOM/SCREENROOM

COMPLETE KIT
READY TO ASSEMBLE
ON YOUR DECK OR PATIO

BUILD AND PRICE ONLINE

- Build it in a weekend!
- Converts from screens to windows in minutes!
- Factory direct pricing—delivered to your door
- Standard & custom sizes.
- Meets codes for snow & wind loads

FOR CATALOG, SIZES & PRICES
- www.sunporch.com
  Promo Code: HSE
- 1 203-557 2566
  Extension HSE
  Mon-Fri 8AM-5PM EST

SunPorch® Now 32nd Year



EXTERIOR SHUTTERS & HARDWARE

The neighbors
MAY BEGIN DRIVING
*a bit more slowly.*

Never underestimate the stopping power of custom handcrafted, solid cedar shutters with hand-forged period hardware from Timberlane®. Call for a free catalog today.

800.250.2221 EXT. 1321 • TIMBERLANE.COM/1321



TIN CEILINGS
Take your ceilings from boring to BRILLIANT

M-BOSS™
Call for 800-MBOSS-1MC
Reference promo code: TOH-0704

backsplashes • door inserts • moldings • wainscoting • metallicus • fireplace accents





Custom.
Period.

Furniture that fits
True custom cabinetry
The perfect choice for your
period home

CROWN POINT CABINETRY
Period styling.
Handcrafted to the finest quality
800-999-4994 • www.crown-point.com



The Toughest Tape On Planet Earth.™

**Extra Thick. Extra Stick.**
New Gorilla Tape sticks to things ordinary tapes simply can't – metal, glass, brick, stucco, wood and more. Made with double thick adhesive, strong reinforced backing and a tough all weather shell. It's the biggest, strongest, toughest thing ever to happen to tape.

**Sticks To Things Ordinary Tapes Simply Can't!**
Find a retailer near you. Visit www.gorillatape.com or call 1-800-966-3458.

GORILLA TOUGH

# FREE PRODUCT INFORMATION

## APPLIANCES

**201. ALL FREE APPLIANCE LITERATURE**

1. **DYSON VACUUMS** Dyson is the first vacuum cleaner that doesn't lose suction.
2. **YORK UPG** York's New Affinity Air Conditioning and Heat Pumps systems are sleek, quiet, efficient, and available in seven designer colors. Because not everyone likes grey.

## AUTOMOTIVE

**202. ALL FREE AUTOMOTIVE LITERATURE**

3. **FORD F-150** The next F-150 has arrived and from a frame that's twice as strong to revolutionary interiors. It's the toughest F-150 ever.
4. **GMC SIERRA** Home improvers need Professional Grade support. GMC Sierras are that and more. Whether you're putting up paneling or adding a new suite of rooms, GMC Sierra will make the task easier.
5. **HYUNDAI SONATA** The all-new Hyundai Sonata. With the most standard safety features in its class. It's a Hyundai like you've never seen before.
6. **NISSAN TITAN** The full-size Nissan Titan. For more information please visit our website.

## BUILDING PRODUCTS

**203. ALL FREE BUILDING PRODUCTS LITERATURE**

7. **CARRIER** With the largest selection of heating and cooling products, no wonder more homes turn to the experts at Carrier than any other brand.
8. **DIY NETWORK** DIY Network is an on-air, online network that provides in-depth project instructions, demonstrations and product tips for home and hobby enthusiasts.
9. **DOW GREAT STUFF** Great Stuff™ products offer both professionals and do-it-yourselfers an easy solution to help lower energy costs and make the home more comfortable.
10. **GEORGIA-PACIFIC** Georgia-Pacific Plytanium™ branded plywood products perform better than oriented strand board (OSB) because of its greater durability, superior stiffness, lighter weight and versatile characteristics.
11. **GRACE CONSTRUCTION** Water is the worst enemy of every house. Be sure that yours is properly protected with high performance Grace Weather Barriers for roofs, windows, doors and decks.
12. **ICYNENE** Icynene is a soft-foam insulation and air barrier system that delivers high performance solutions for efficient building envelopes, thermal comfort and improved indoor air quality.
13. **LOCTITE** Loctite® Power Grab® is a latex-based, heavy duty construction adhesive. Its high initial tack reduces the need to brace or use nails, in many DIY projects.
14. **METAL ROOFING ALLIANCE** Residential metal roofing is Investment Grade Roofing, which can enhance your home's value. To learn more about metal roofing, contact the Metal Roofing Alliance.
15. **QUIKRETE** Quikrete Company, a leader in packaged concrete products, has more than 80 manufacturing facilities. For additional information on concrete repair products, visit our website.
16. **SCHLAGE** Schlage Accents™ Collection is the finest line of decorative door hardware, providing a lifetime of design and decorating possibilities.

## FINANCIAL SERVICES

**204. ALL FREE FINANCIAL SERVICES LITERATURE**

17. **LIBERTY MUTUAL** Liberty Mutual has been helping people live safer, more secure lives for 90 years. To get an auto quote, visit our website.

    **RE/MAX** Outstanding Agents. Outstanding Results.® Nobody in the world sells more real estate than Re/Max. For more information please visit our website.
18. **STATE FARM** No one understands your insurance and financial needs like your neighborhood State Farm Agent. We live where you live.®

## FLOORING

**205. ALL FREE FLOOR LITERATURE**

19. **ANDERSON** Anderson fine hardwood floors provide a beautiful, lasting foundation. From classic to urban chic, Anderson's wide range of styles and finishes offer limitless design options.

    **ARMSTRONG** Armstrong floor products, which include Bruce®, Armstrong™ by Harico® and Robbins®, offers hardwood, resilient, laminate, ceramics and Genuine Linoleum™.
20. **FORBO MARMOLEUM** Marmoleum Click, natural, healthy, easy to clean flooring, available in 18 colors in both panels and squares for an easy, glueless installation.
21. **LUMBER LIQUIDATORS** Lumber Liquidators is the leading retailer of quality hardwood flooring at the lowest prices. They offer a variety of brands including Bellawood. Over 80 locations nationwide.
22. **MOHAWK** Mohawk's SmartStrand™ made with DuPont™ Sorona® polymer offers superior performance, comfort and everlasting stain resistance.

## KITCHEN

**207. ALL FREE KITCHEN LITERATURE**

23. **BROAN-NUTONE** The leader in residential ventilation for good indoor air including range hoods, downdrafts, exhaust fans, heaters, ceiling fans and indoor air quality products.
24. **THE HOME DEPOT** The Home Depot is more than a store. It's where you'll find the know-how to get your home improvement projects done right.
25. **KINDRED SINKS** Kindred combines superior materials, quality craftsmanship and classic design. Kindred offers affordable luxury and style for every kitchen.
26. **KITCHENAID** From countertop appliances to cookware, ranges to refrigerators, and whisks to wine cellars, KitchenAid offers virtually every essential for the well-equipped kitchen.
27. **PLAIN & FANCY** Food for thought-five key ingredient catalogs of delectable Country, Traditional, Contemporary, Colorful, and Small dream kitchens. Cabinet details, colors, doors, and more. Custom cabinetry well within your reach. Plain & Fancy ($20)

## LAWN, GARDEN, POOL/SPA & PATIO

**208. ALL FREE LAWN, GARDEN, POOL/SPA & PATIO LITERATURE**

28. **TORO** Whether you're mowing, trimming, watering or gardening, count on Toro to provide the right tools to help you create your ideal yard.

## PAINT/STAIN

**210. ALL FREE PAINT/STAIN LITERATURE**

**BEHR PAINTS** BEHR Wet-Look Sealer's high-gloss decorative finish protects interior and exterior surfaces against moisture, stains and automotive chemicals. Perfect for pavers, tiles, brick, stone, concrete, stucco.

29. **CABOT WOODCARE PRODUCTS** For over a century, Cabot has been committed to manufacturing premium-quality wood-care products for virtually every interior and exterior application.
30. **FLOOD** The beautiful shades of new CWF-UV5® - six natural wood tones and eight designer colors - are fortified with Flood's exclusive Penetral technology, delivering unsurpassed beauty and protection.
31. **UGL** Protect your home with Drylock Masonry® Waterproofer. Guaranteed to stop water - above or below grade.
32. **WATERLOX** Waterlox offers a unique, handmade blend of tung oil and resin that penetrates the wood, yielding a rich, handrubbed look that's durable and easy to maintain. VOC compliant in all 50 states.

## PLUMBING FIXTURES & BATH ACCESSORIES

**212. ALL FREE PLUMBING FIXTURES & BATH ACC. LITERATURE**

33. **KOHLER** Kohler bath and kitchen ideas - order a complete set of full-color product catalogs covering baths and whirlpools, showers, lavatories, toilets and bidets, kitchen and entertainment sinks, faucets and accessories. ($15)



PHONE: 800-424-0055 / FAX: 888-847-8035
WEB: WWW.HOMEOWNERSHELPLINE.COM / MAIL: FILL OUT POSTAGE PAID CARD

34. **MOEN** Bring the classic elegance of Vestige™ by Moen to your home. The collection of faucets for the kitchen and bath coordinate with the traditional styling of today's home decor. For more information, call or visit our website.

## SPECIALTY ITEMS AND SERVICES

**213. ALL FREE TOOLS & EQUIPMENT**

35. **ANGIE'S LIST** Angie's List provides thousands of detailed reports on service companies in your area. From plumbers to auto detailing, every review comes directly from the experience of our members.
36. **DAMPRID** Effectively removes excess moisture from the air and creates healthier indoor air. Put Dampkid to work in your home, and put moisture in its place.

## WINDOWS, DOORS, ETC.

**216. ALL FREE WINDOWS, DOORS, ETC.**

37. **ANDERSEN® WINDOWS & DOORS** FREE! The "Long Live The Home™" idea book from Andersen® Windows. Get room ideas, inspiration and more.
38. **MARVIN WINDOWS AND DOORS** Marvin Windows and Doors offers premier wood and clad wood windows and doors for new construction and remodeling. Made for you.®

## RESOURCES

39. **AMERICAN ALDES VENTILATION**
    Premium Bath & Kitchen Ventilation Systems

    **AMERICAN INTERNATIONAL TOOL IND., INC.**
    Dust-Free Sanding Indoor and Out
40. **ARCHITECTURAL PRODUCTS BY OUTWATER**
    Your Decorative Building Products Source! Free Catalog!
41. **ATLANTIS RAIL**
    Stainless Steel Deck Railings
42. **BIGFOOT SYSTEMS**
    Concrete Construction Tube Footing Forms
43. **BILCO**
    Bilco Basement Products

    **CROWNPOINT CABINETRY**
    Handcrafted to the Finest Quality
44. **CRUTCHFIELD**
    Crutchfield free A/V electronics catalog
45. **EASY CLOSETS**
    Easy Closets. Come get custom closets direct!
46. **EBTY**
    EBTY hidden fastening systems
47. **ENDLESS POOLS**
    Swim At Home
48. **EVERLITE**
    Everlite Illuminated House Numbers
49. **FINE PAINTS OF EUROPE**
    High-Performance Dutch Paints
50. **FOLLANSBEE**
    The Best Roof Money Can Buy
51. **GORILLA GLUE**
    Bonds Wood, Stone, Metal & More
52. **HEADCOTE**
    Stainless Steel Color Coated Screws
53. **HOUSE OF ANTIQUE HARDWARE**
    "True To The Original Design"
54. **HYDRO-SIL**
    Save up to 50% on heat costs
55. **IRON SHOP, THE**
    Spiral Stair Kits
56. **M-BOSS**
    Inexpensive Antique-looking Tin Ceilings
57. **MASTER WHOLESALE**
    Tile and Stone Tools
58. **NU-WAL**
    Restoration Products
59. **ONEIDA AIR SYSTEMS**
    Virtually dustless floor sanding
60. **PINE HALL BRICK**
    America's Premier Paver
61. **RAINHANDLER**
    Rainhandler - Modern gutters. No cleaning
62. **RESEARCH PRODUCTS/BLANKENSHIP**
    Incinolet - First ever incinerator toilet
63. **SALTER INDUSTRIES**
    Spiral Stair Kits
64. **SHADESTORE.COM, THE**
    Custom Window Treatments Available Online
65. **SHUTTER BLINDS**
    Authentic period wooden blinds and shutters
66. **SPEEDHEATER SYSTEMS**
    Speedheater Infrared Systems for Paint Removal

    **SUNPORCH STRUCTURES, INC.**
    Convertible Sun Room
67. **SUNSETTER**
    America's #1 Home Awning Company
68. **SUPERIOR CLAY**
    Rumford fireplaces, Clay Chimney Pots, Clay Products
69. **SWAN SECURE**
    Ever Lasting Fastening
70. **TEMPUR-PEDIC**
    Pressure-relieving swedish mattresses
71. **TIGER CLAW INC.**
    Hidden Deck Fasteners
72. **TIN CEILING CO.**
    Inexpensive Antique-Looking Tin Ceilings
73. **UNICO**
    HVAC for Historic Homes
74. **UNITED COUNTRY**
    Free Real Estate Catalogue
75. **WAUPACA ELEVATOR**
    Residential Elevators, Residential & Commercial Dumbwaiters
76. **ZIPWALL**
    Dust Control Barriers

Designed in 1 Hour.

Installed in 1 Day.

Saved over $950.

Envied by neighbors



Designing a beautiful custom closet is easier than you think. Visit EasyClosets.com and use our simple design tools to create your own space. We'll ship materials and instructions to your home; anyone can put it together. After this weekend, your home tours will start in the closet. And you will be forever known as the Design God.

EasyClosets
Create Your Own Space.

www.easyclosets.com 800-910-0129

# WIDE PLANK FLOORING

The original source of wide plank floors since 1966. Family, trust, quality. A wide variety of design options to fit any style of home and any budget. Call for your free portfolio.

800-595-9663

Carlisle
Wide Plank Floors
Finely crafted. Trusted for generations.

Eastern White Pine

www.wideplankflooring.com

# New! The Ultra Series Basement Door

The beauty of a wooden door, without the work.

Made from high-density polyethylene and engineered to exacting specifications, the Ultra Series door provides safe and code-compliant basement access, weather-tight performance and easy operation — all with virtually no maintenance.

The Ultra Series door will never rust, rot or need painting. It's simulated wood texture and pleasing driftwood color complements almost any home's exterior and interchangeable side panel inserts allow homeowners to easily add light or ventilation to their basement areaway.

Light-weight, easy to install and backed by a 25-year warranty. The Ultra Series is ideal for both new construction and replacement applications.

Louver panel insert — Light panel insert

Bilco
Building on Our Tradition

For more information, log on to www.bilco.com, or call (800) 854-9724







Cinder Whit & Company
Wood Turnings for Porches & Stairways
• Stock or Custom Designs • Authentic Replications • Prompt Quality Service •
• Porch Posts • Balusters • Newels • Spindles • Finials • Handrail •
• Lengths To 12 Feet • Free Brochure •
1-800-527-9064 Fax 701-642-4204
E-Mail: info@cinderwhit.com
Website: www.cinderwhit.com
733 Eleventh Avenue South • Wahpeton, ND 58075

ATLANTIS
RAIL SYSTEMS
www.atlantisrail.com
(800) 218-7702

Stainless Steel Deck Railing Systems

Like the original, solid brass was the least of its ingredients.

HH
HOUSE OF ANTIQUE HARDWARE

Over 2,700 pieces of original and reproduction hardware. Visit HouseofAntiqueHardware.com or call (888) 223-2545

# Why Your Home Should Have A Residential Elevator

An Affordable Luxury

Easy Access to All Levels

Increased Resale Value

For details contact us today

1-800-238-8739
www.waupacaelevator.com

Packy
THE WAUPACA PONY

WAUPACA ELEVATOR COMPANY, INC.
Specify the Specialists

# 40,000+ Decorative Building Products

Lowest Prices...
Widest Selection...
All From Stock!

- Interior/Exterior Architectural Mouldings & Millwork
- Period & Contemporary Hardware
- Brass Tubing & Fittings
- Kitchen & Bathroom Accessories
- Columns & Capitals
- Fireplace Surrounds
- Knobs & Pulls
- Wall Coverings
- Wainscoting
- Balustrading
- Lighting
- Wrought Iron Components
- Furniture & Cabinet Components
- Stamped Steel & Polymer Ceiling Tiles
- And So Much More

Please Call 1-888-772-1400 For Our FREE Master Catalog

Architectural Products by Outwater L.L.C.
Tel 1-800-835-4400 Fax 1 800 835 4403
New Jersey • Arizona • Canada
www.outwater.com

# QUALITY RELIABILITY SERVICE

Your trusted source for the highest quality stainless steel and non-ferrous fastener products available for today's outdoor construction demands – **WHEN AND WHERE YOU NEED THEM**

**SWAN SECURE**
EVERLASTING FASTENING
800.966.2801
www.swansecure.com
CALL FOR NEW CATALOG!

---

New Custom Raised Paneled Wainscoting

**ELITE MOULDINGS**
WWW.ELITECROWNMOLDINGS.COM
905-760-1665

---

**EYE CATCHING QUALITY RED CEDAR SHUTTERS**
*Delivered Right To Your Door!*



Call for free brochure and assistance with your project. Many shutter types available. Ovalities not not possible!
Shuttercraft, Inc. Madison, CT — Call (203) 245-2608 www.shuttercraft.com

---

Vertical Grain Quarter - Sawn Spruce Clapboards

**WARD CLAPBOARD MILL**
Est 1868

The Ward Family have manufactured quality authentic vertical grain spruce clapboards for 125 years. Quarter sawing produces a vertical grain which eliminates warping and accepts paint and stain easily. We have widths from 4 1/2" to 6 1/2". Clapboards are offered primed and painted. Vertical grain offers an ageless charm and the promise of many years of durability.
P.O. Box 1030 Wattsfield, VT 05673
802 496 3581
www.wardclapboard.com

---

OnSite Educational Homebuilding DVD Series

**Mastering** Finish Carpentry with **Gary Katz**

6-Part Series
Mastering the Miter Saw 187 Installing Ceiling/Sheetrock 184
Conquering Crown Moulding 589

www.GaryMKatz.com

---

speedheater System
Solution for Paint Removal

**Paint Stripping made easy!**

- Lead Safe Method
- Saves Time & Money
- Easy to use



The Speedheater Infrared Paint Remover effectively removes paint, varnish and putty from exteriors, interiors, windows, furniture, wooden beams etc. Removes paint and putty simultaneously without cracking the glass.

Call our US Distributors:
www.eco-strip.com, VA, phone (703) 476 8801
www.eugene.com LA, phone (337) 264 0027
www.stripperssystems.com, OR, phone (541) 915 60 84
www.westernwoodsdecor.com, WA, phone (800) 936 8754

www.speedheatersystem.com

---



**Spiral Stairs**

Buy Factory Direct
Coast to Coast Delivery

All from one source
Steel Stairs • Aluminum Stairs • Wood Stairs

For a Free Brochure call 610-831-1212

Salter Industries
The Leader in Spiral Staircases

www.salterspiralstair.com/tch

---

www.windowbubble.com

**WINDOW BUBBLE**
BUILT TO YOUR WELL MEASUREMENTS

A complete line of covers for metal or masonry basement window wells. Insulate and protect with extra thick, clear rigid Plexiglas® For measuring instructions and brochure **DILWORTH MFG CO.** Box 158, Dept. H8-6, Honey Brook PA 19344-0158
TOLL FREE PHONE 888-624-8699

---

*Beautiful* **Radiators!™**

**The Easiest Part of Any Renovation!**

Custom radiator enclosures in 3 grill styles, 6 powder-coat colors

*Unlimited custom colors and custom features, too!*

www.BeautifulRadiators.com
800.543.7040
EXCLUSIVE!
Secure on-line ordering!
Best enclosure prices!
Serving homeowners since 1934!

Products of Arco Manufacturing, Cortland, Ohio





---

HISTORIC HOMES, COUNTRY HOMES & FARMS, WATERFRONT & RECREATIONAL, BUSINESSES...

FREE Real Estate Sampler
United Country Real Estate

Hundreds of the best buys in country real estate NATIONWIDE!
Call for your FREE copy today!
1-800-999-1020, Ext 222
www.unitedcountry.com/toh

---

*Decorate with* **WALL WORDS**
Everyday Inspiration ... a bit of whimsy

Make a statement with Wall Words, easy-to apply peel-on transfers for walls, windows, mirrors and furniture that mimic the look of expensive hand-painted lettering! Preview your phrase, check the lengths, colors and fonts before buying at wallwords.com
Choose from hundreds of ready made quotes-or write one of your own. FREE Catalog (888) 422 8885 WALL WORDS

---

the **TIN MAN**

Original Designs — Quick Ship
**PRESSED-TIN CEILINGS**

CHELSEA DECORATIVE METAL CO.
8212 BREWSTER DRIVE - HOUSTON TEXAS 77074
713/721-9200
TheTinman.com

---

vintagedoors.com

Catalog: 800•787•2001

---

**STAINLESS STEEL DECK SCREWS WITH COLOR COATED HEADS**




**HEADCOTE** 1-800-596-7747 WWW.HEADCOTE.COM
HEADCOTE® is a product of Starborn Industries, Inc. Patent Pending.

---

**We Can Solve Your Paint Removal Problems**
**"Dust Free" Paint Stripping and Sanding Tools**

The PaintShaverPro™ will strip 1 SQUARE FOOT of lead and regular paint from clapboards, shingles or any flat surface in 15 SECONDS while collecting the debris into any vacuum

PAINTSHAVER PRO
American International Tool Cranston RI USA 1-800-932-5872 or visit www.paintshaver.com

---

**Families Have Saved Up To 50% On Heating Costs**
And never have to buy fuel — wood, oil, gas, kerosene — ever again!

Hydro-Sil is a unique room-by-room heating system that can **save you hundreds of dollars** in home heating costs by replacing old and inefficient heating. It can replace or supplement your electric heat, gas or oil furnace and woodstoves.

**Hydro-Sil represents economy in heating** inside the heater case is a sealed copper tube filled with a harmless silicone fluid. **It's permanent. You'll never run out.** "Hydro-Sil Energy Star" thermostat controls a variable watt hydro element that is only being supplied a proportional amount of power on an as-needed basis. When Hydro-Sil is turned on, the silicone liquid is quickly heated, and with its heat retention qualities continues to heat after the Hydro element shuts off. Hydro-Sil's room-by-room 'Energy Star' digital control technology greatly increases energy savings and comfort.

**Your Benefits with Hydro-Sil:**

- Slash heating cost with Energy Star tech.
- Lifetime warranty. No service contracts
- Safe, complete peace of mind
- Clean, no fumes, environmentally safe
- U.L. listed
- Preassembled — ready to use
- No furnaces, ducts, or chimneys
- Portable (110V) or permanent (220V)
- Whole house heating or single room

| 220 VOLT PERMANENT | Approx. Area to Heat | Discount Price | Quantity |
|---|---|---|---|
| 6 2000 watts | 250-300 s.f. | $289 | |
| 6 1500 watts | 190-250 s.f. | $259 | |
| 5 1250 watts | 130-190 s.f. | $239 | |
| 4 1000 watts | 100-130 s.f. | $219 | |
| 3 750 watts | 75-100 s.f. | $189 | |
| 2 500 watts | 50-75 s.f. | $169 | |
| Thermostats | Call for options & exact heater needed | | |

| 110 VOLT PORTABLES (Thermostat Included) | Discount Price | Quantity |
|---|---|---|
| 5 Hydro-Max 750-1500 watts | $218 | |
| 4 Convector - Dual watt | $175 | |
| 3 750 watts - Silicone | $179 | |
| $15.00 shipping per heater | $ | |
| Total Amount | $ | |

Order today or contact us for more info.
• Phone • Web • Mail
Check • MasterCard • Visa
1-800-627-9276
Visit our secure web site at www.hydrosil.com
Hydro-Sil, P.O. Box 662, Fort Mill, SC 29715

Name ____
Address ____
City ____ St ____ Zip ____
Phone ____
MasterCard or Visa Account Information:
Acct # ____
Expiration Date ____

PLANTATION SHUTTERS
www.shutterblinds.com
AMERICANA 1-800-269-5697
Dept TOH08-06

**BLINDS AND WALLPAPER**

Never UNDERSOLD Period!

25% to 85% off any & Local store prices

Hunter Douglas® • Levolor® • Waverly® & more

You'll never find it easier to buy from anyone else! Personally guaranteed by Steve Katzman, President

FREE BLINDS & WALLPAPER CATALOGS!

100% Satisfaction Guaranteed!

FREE UPS DELIVERY

*Most orders ship in 24-72 hours

American BLINDS, WALLPAPER & MORE
www.americanblinds.com
800-619-6165

All major credit cards, money orders & checks accepted

**Mylen STAIRS**
Call for FREE Design Assistance and Brochure
800-431-2155
WEB site www.mylen.com

Spiral Stairs from 3'-6" to 10'-0" Diameter
Floating Architectural Straight Stairs



**Coppa Woodworking, Inc.**

www.coppawoodworking.com
310.548.4142

**Sheldon Slate**
Products Company Inc
Natural Vermont Slate

NY 518-642-1280
Fax:518-642-9088
Maine: 207-997-3818
Fax:207-997-2966
www.sheldonslate.com

*The Ancestral® window*
*in a Class by itself*

BELISLE Ancestral
Tel: 1 866 851-5113 (toll free)
www.belislewindows.com

**ALUMINUM TRIMS for Curb Appeal**
COLONIAL CROWN
www.accm-crownmouldings.com 215-257 6473

**Shutters & Closet Doors**

by Kestrel
Wainscoting
Beat Board Tongue & Groove Tongued
800-494-4321 www.DIYShutters.com

**DUMBWAITERS**

The "Vertical Valet" is specially designed for up to 6-floor residential applications.

- MICA cabinet.
- Custom sized.
- Installed by any experienced craftsman.
- Almost 1000 units operating worldwide

Call for catalogs & technical assistance.

Ultimate Dis Corporation
Tampa, FL 813-620-8847

**HARDWOOD FLOORING**
ANTIQUE BARNWOOD FLOORING Brand barnsiding. Free samples, brochures 1 800-734 5824 www.calfloorbarnwood.com

EXTREMELY UNIQUE RECLAIMED flooring. Limited quantity. Send name & address follow-wide plank net

**BEAM MANTELS**
NAND NEWN and Carved Beam Mantels by Amish craftsmen. www.amishwoodworks.olymaker.com

**HOME INSPECTION**
BECOME A HOME INSPECTOR for [illegible] www.HomeInspectionBook.com

**CARPET**
1-800-789-9784 Carpet, Ceramic, Tile, Wood, Rugs. 5% over cost! American Carpet Brokers. 1-800-789-9784.

CARPET BARN Buy all major brands at wholesale. Largest selection of brands in stock. 800 345-0478 www.carpetbarnusa.com

**BUSINESS OPPORTUNITIES**
$400 WEEKLY ASSEMBLING PRODUCTS! Home Free Info. Rush send SASE Home Assembly TN Box 216 New Milford CT 06776-0216

**HOME SAFES**
ELECTRONIC FINGERPRINT SAFES Wall Safes Hotel Safes. Free Shipping www.mergansale.com

**INVENTORS**
NEW PRODUCT IDEAS WANTED! Whatever your idea. Whatever the industry... Davison Invention can help you prepare and present your idea, patented or unpatented, to companies for licensing. We deliver professional results. Call 1 800-644-3327 for a FREE INFORMATION PACKAGE!

**PAINT / VARNISH REMOVERS**
www.entpaintremover.com NO CHEMICALS SANDERS OR GRINDERS LEAD SAFE METHOD. www.diventureenterprises.com 585-624 8070

**PRESERVATION & RESTORATION**
LEARN HOW To Evaluate The Rehabilitation Potential Of Residential Buildings www.sleuthinspectionservices.com

**SEPTIC SYSTEMS**
SEPTIC SYSTEMS Replace the page to failed systems for under $300. Money back guarantee www.Amerisep.com or call 888-985-5689

**TOOLS**
BRAND NAME TOOLS FOR LESS Browse links to Xbox360, Diamonds, Plasma TV's, Clearance Offers and Recondition Brand Name Tools. www.KingOfAllLinks.com

www.CutomForgedHardware.com
Fine Hardware Gift Sets
• Door Hinges (functional & faux)
• Cast Hinges & Pintles
• Kitchen and Hearth
• Garage and Barn
Truly Hand Forged Hardware
100 % Made in the U.S.A.
Catalog $5.00
Kayne and Son Custom Hardware, Inc.
100 Daniel Ridge Rd. Dept TOH1 Candler, N.C. 28715
(828) 667-8898 Fax: (828) 665-9600

**MILL DIRECT WIDE PINE**
12"–20"
Superior Quality
Lower Overhead
Lower Prices
NOW 192A
2456 Bacon Road
Mercer, ME 04957
207-587-4832

**TEXAS IRON FENCE & GATE CO.**
IRON FENCING GATES AND POSTS
The Best Solid Iron Fences Made Today
Built To Last More Than A Lifetime
Many Styles Available
We Ship Anywhere
Catalog $4.00
P.O. Box 850
Decatur TX 76234
940-627-2775
WWW.TEXASIRONFENCE.COM

**Reggio Registers**
*Made to last a Lifetime*
The Reggio Register Co.
Dept. GR607 31 Jytek Road, Leominster, MA 01453
(800)880 3090 or www.reggioregister.com

**Sundial Wire**
over 20 styles, colors, gauges
new wire UL listed

Cloth Covered Wire
PO Box 803
Northampton, MA 01060
413-582-6909 FAX 413-582 6908
custserv@sundialwire.com
www.sundialwire.com

**ALL STEEL RADIATOR ENCLOSURES**
FOR HOMES, OFFICES, CHURCHES, INSTITUTIONS

FROM THIS TO THIS
FROM $25.30
BUY FACTORY DIRECT & SAVE • EASY TO ASSEMBLE
MANY STYLES & COLORS • BAKED ENAMEL FINISH
Send $1.00 for Brochure. Refundable with Order
MONARCH Dept. TOH
P.O. BOX 326.111 KERO RD. CARLSTADT NJ 07072
(201)507-5551 www.monarchcovers.com

**CLASSIC GUTTER SYSTEMS, LLC**

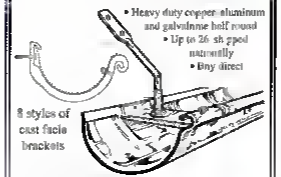

- Heavy duty copper, aluminum and galvanized half round
- Up to 26 sh. speed naturally
- Buy direct

8 styles of cast facia brackets

Ph (269) 665 2700 • Fax (269) 665-1234
PO Box 2319 • Kalamazoo, MI 49003
For complete line visit www.classicgutters.com

**Home Products**
Buy Cabinets Online and Save!!

- All cabinet specs & prices online
- Over 20 door styles in birch cherry maple & oak
- Several finishes available plus custom glazes
- $29 shipping per order anywhere in the continental US
- Unfinished plantation shutters

1-888-684-8382
www.ushomeproducts.com

Designed & crafted in North Carolina of fine, European Crystal
chandelier.com
King's Chandelier Co.
Catalog - $6 336.623.6188 - crystal@chandelier.com
High Point store in Furniture Ave. Galleries, on Rt. 85

FIVE MINUTE FENCE STAIN
Stain 100 feet of fence in just 5 minutes! Sprayer attaches directly to garden hose. No masking, simply hose off overspray. One quart covers 600 square feet. Select from three natural wood tones. Natural Cedar, Dark Cedar or Redwood
www.FiveMinuteFence.com

**Ambiance Decorative Interior Doors**

1-866-855-9220
www.ambiancedoors.com

**Live Every Day Like The Weekend!**

archadeck
Decks • Porches • Gazebos • Pergolas
(888)OUR-DECK archadeck.com
Call for a FREE Brochure

**HISTORIC HOUSEFITTERS CO**
HAND-FORGED IRON HARDWARE

- Thumblatches – Interior & Exterior
- Strap Hinges & Pintles
- Hearth Equipment
- Barn & Gate Hardware
- Custom Forge Work
- Machine Forged Hardware
- Large Inventory

Also the finest in Hand Made Lanterns, Sconces & Chandeliers. Door Knobs & Levelers & Much More!

Send $5.00 for our 64-page color catalog.

PO Box 26, Dept. 3076
Brewster NY 10509
800 247-4111
www.historichousefitters.com

**TEST OUR PROFESSIONAL POWER DR® CHIPPER**
RISK-FREE FOR 6 MONTHS!

- CLEAN UP UGLY BRUSH PILES that spoil the appearance of your property.
- CHIP BRANCHES up to 4 1/2" thick!
- CREATE BEAUTIFUL WOOD CHIP MULCH

If you don't love it, we'll take it back and give you a complete refund of your purchase price.

MADE IN USA

1-800-538-0099
DR® POWER EQUIPMENT Dept. 54424X
127 Mengs Road, Vergennes, VT 05491
www.DRchipper.com

**Swim At Home**

FREE DVD

The Treadmill for Swimmers!

Swim against a smooth current adjustable to any speed or ability. Ideal for exercise, water aerobics, rehabilitation and fun. Just 8' x 15' an Endless Pool® is simple to maintain, economical to run, easy to install inside or out.

Already own a pool? Ask about the FastLane

For Free DVD or Video Call
(800)233-0741, Ext. 4742
Visit www.endlesspools.com/4742

# save this old house

**PRICE** FREE (MUST BE MOVED)
**LOCATION** GRANITE FALLS, MINNESOTA
**CONTACT** CITY OF GRANITE FALLS 320 564-3011



THE STORY OF THE JULIAN A. WEAVER HOUSE sounds something like a Ken Burns documentary. It begins in 1878, when the arrival of the first passenger train in Granite Falls, Minnesota, signaled a new era of commerce and population growth. In what was then a fledgling mill town. And with those trains came Weaver, a 36-year-old Civil War veteran, sent by the Hastings and Dakota Railroad Company to serve as the town's first station agent. After enduring a war and too many years spent shuffling around the country for work, the New York native was ready to settle down. So he built this handsome Italianate-style house along the river on Minnesota Avenue, in what would soon become Granite Falls's most exclusive neighborhood.

These days, the two-and-a-half-story clapboard house looks about the same as it did when Weaver first hung his hat in its airy front hallway. In fact, in 1986 the National Register added it to its list of Historic Places, citing it as one of the best-preserved examples of 1870s residential architecture in central Minnesota. Both wings of the L-shaped house soak up the sunshine via front bay windows topped off with bracket-supported crowns. Some unimaginative decorating (beige wall-to-wall carpet, wood paneling) and two kitchen additions give the interior of the house a muted suburban feel, but they don't diminish the Weaver house's strong points, which include thick window moldings with rosettes, decorative spindlework, and a built-in dining room cupboard with its original hardware.

In the past 10 years, Minnesota Avenue has been threatened by an unusual amount of flooding. To ensure the Julian Weaver house survives, the City of Granite Falls, which owns it, is offering $32,000 to offset the cost of moving it to higher ground and performing needed asbestos-removal work (estimated at $25,000). Most of the other houses on the street have already been relocated or, in some cases, demolished. Here's a chance to save this historic residence from the crueler of these two fates. —KEITH PANDOLFI

**TOP:** The 1878 house rests on a stone foundation and is capped with a low-pitched roof that has gable returns and paired brackets. **LEFT:** The front porch has a hipped roof supported by turned posts and is trimmed with simple fretwork. **BELOW:** A bay window in the living room is framed by fluted moldings with rosettes. **BOTTOM LEFT:** The original dining room built-in retains its hardware. **BOTTOM RIGHT:** This decorative radiator cover is located in the front parlor.

PHOTS: TERRI JENSEN

IF YOU KNOW OF A HOUSE THAT SHOULD BE SAVED, PLEASE WRITE TO: SAVE THIS OLD HOUSE, 1185 AVENUE OF THE AMERICAS, 27TH FLOOR, NEW YORK, NY 10036.

This Old House (ISSN 1086-2633) is published monthly, except for the January/February and July/August issues, by This Old House Ventures, Inc., 1185 Avenue of the Americas, New York, NY 10036 (OCT R: 127199518). Canada Post Publications Mail Agreement No. 41 10178. Return undeliverable Canada addresses to: Postal Sta. A, PO Box 4015, Toronto ON M5W 2T2. GST #812719658. Principal office: Rockefeller Center, New York, NY 10020-1393 (212-522-9465). Thomas Rosner, President; Time4 Media Ventures: Peter Hoehn-Saric, President; Howard Rosen, Treasurer; John S. Reipath, Jr., Secretary. © 2006 This Old House Ventures, Inc. Vol. 11, No. 6. All rights reserved. Reproduction in whole or in part without permission is prohibited. Periodicals postage paid at New York, NY, and additional mailing offices. Postmaster: Send address changes to This Old House, P.O. Box 61578, Tampa, FL 33661-3798; 1-800-898-7237. Subscription price: 1 year, $24.95. This Old House and the This Old House Window are registered trademarks of This Old House Ventures, Inc. Printed in the U.S.A.

What will it take for you to DRYLOK®?

Loss of irreplaceable heirlooms and valuable documents is just the beginning of what basement water damage can cause. This increased dampness can also lead to mold and mildew problems. Stop water from entering completely with DRYLOK.

DRYLOK is specifically formulated to waterproof interior or exterior above or below grade masonry surfaces. DRYLOK works by penetrating tiny pores in the masonry then expands and dries to form a tough waterproof barrier which is proven to hold back a wall of water 22 feet high.

So, why take a chance. Solve your basement water problems and create new living space with DRYLOK Masonry Waterproofer.



*Create beautiful living spaces with DRYLOK*

America's #1 Masonry Paint
OVER 50 YEARS OF PROVEN PERFORMANCE

Call or email for your free Waterproofing Made Easy Guide www.ugl.com or 1-800-272-3235 UGL

Designers: Garlock DeGuiceis

Armstrong™ Hardwood

Armstrong™ Hardwood Flooring by Hartco®- Heritage Classics™ Collection Maple Copper Canyon HCM411CX

Armstrong™ Laminate

Laminate - Nature's Gallery®- Colonial Brick™ Brick Red L6541

FOR EVERY PERSON,
FOR EVERY PERSONALITY,
THERE IS AN ARMSTRONG FLOOR.

**Hardwood**·Resilient·**Cabinets**

Linoleum·**Laminate**·Ceilings

www.armstrong.com

Armstrong

Your ideas become reality®