
MAGAZINE
Home®
The Remodeling and Decorating Resource
The Best of Summer
SPECIAL DOUBLE ISSUE
30 Simple Style Solutions
OUTDOOR DECORATING
1 PATIO 3 WAYS
EASY GARDEN TRELLIS



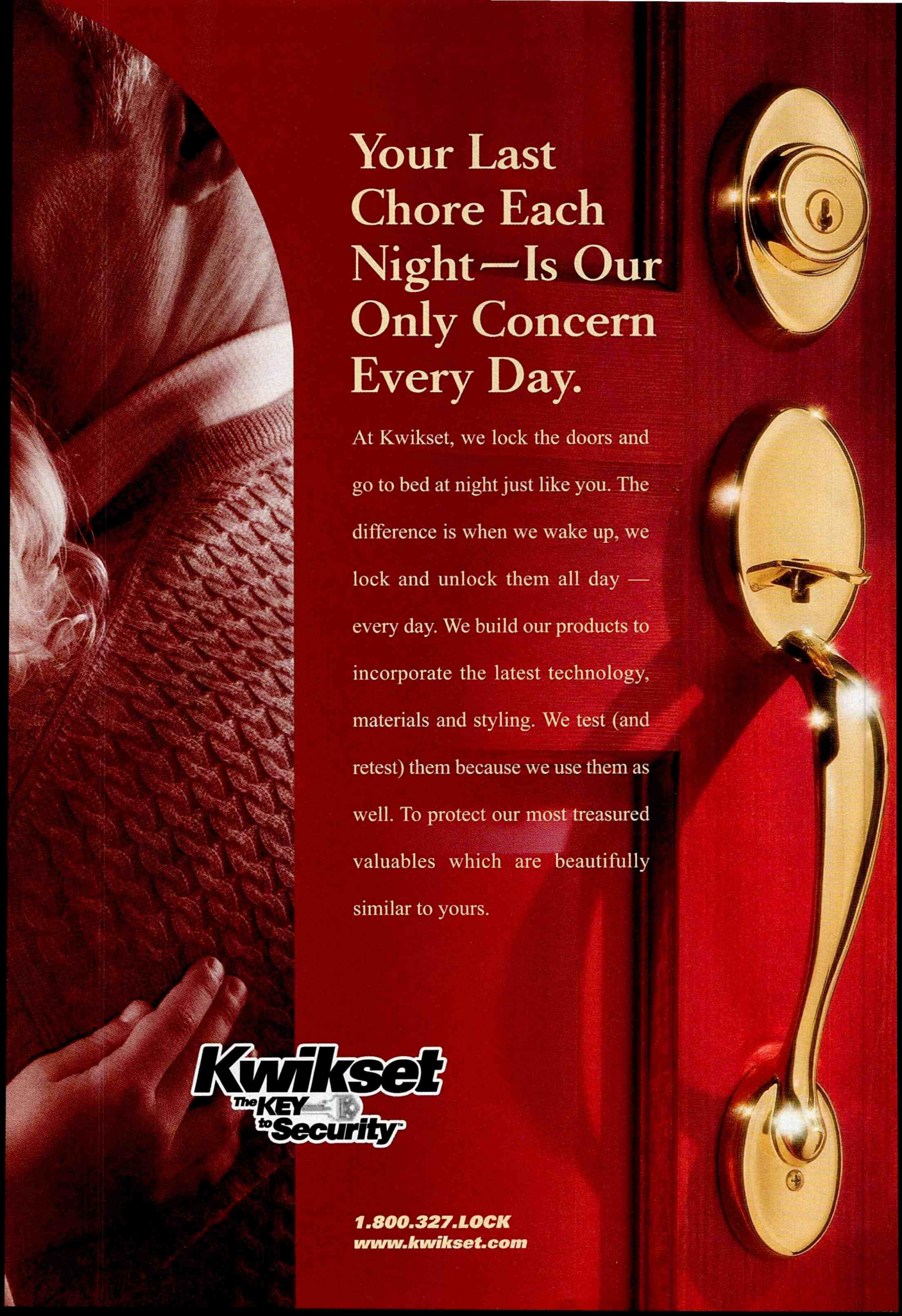
Your Last Chore Each Night—Is Our Only Concern Every Day.
At Kwikset, we lock the doors and go to bed at night just like you. The difference is when we wake up, we lock and unlock them all day — every day. We build our products to incorporate the latest technology, materials and styling. We test (and retest) them because we use them as well. To protect our most treasured valuables which are beautifully similar to yours.
Kwikset
The KEY to Security
1.800.327.LOCK
www.kwikset.com
Kwikset UltraMax SECURITY
Kwikset Maximum SECURITY
Kwikset Security.



#1 in Total Capacity, Energy Efficiency and Noise Reduction.*

Recent testing proves the new LG Tromm Washer and Dryer outperform all other premium front-loading systems in several major categories – including capacity, energy efficiency and quiet operation. Which means your only concern is finding enough clothes to fill them. For more information on the full line of innovative LG products, visit www.LGappliances.com.

LG



*The largest capacity washer and dryer on the market.**
And a good excuse to buy more clothes.

*In its category © 2003 LG Electronics



© 2003 MI Home Products, Inc. All rights reserved.
"Walking on Sunshine" by Kimberley Rew. Published by Screen Gems-EMI Music Inc. Used by permission.



Don't it feel good

Windows and Sunshine... creating radiant moods in our everyday lives. Cheerful moments bathed in glistening sunlight. At MI Home Products we understand the emotion of Sunshine. For over 50 years it has been our inspiration. We craft windows that are quality built, energy efficient and styled for today's homes. And, just as important, we provide comfort, convenience and beauty to your special day, everyday.

MI HOME PRODUCTS™

The Official Windows of the Sun™

CAPITOL™ BetterBilt PRIMECEL® XACT®

Visit us at www.mihomeproducts.com to learn more about our family of brands.

I'd love a _____ ceiling fan. Do they make those?

Modern

Brushed Steel

Quiet

Remote-Controlled

Unique

Reversible

Stylish

Wobble-Free






© 2003. HOMER TLC, Inc. All rights reserved. Hampton Bay® Romano™ 360-424

The Home Depot® is more than a store.℠ It's a ceiling full of stylish answers. Where you'll find affordable fans made by Hampton Bay® and Hunter.® Available in so many unique styles, you're sure to find the perfect one for any room. And it's a new friend in an orange apron. With the know-how to help make choosing and installing your own fan a breeze.



You can do it.
We can help.℠









July/August 2003 VOLUME 49 NUMBER 6

our home



On the Cover

The Best of Summer pgs 26, 32, 38, 106

30 Simple Style Solutions pg 56

Outdoor Decorating: One Patio Three Ways pg 32

Easy Garden Trellis pg 106

Cover photographed by Eric Roth

before&after

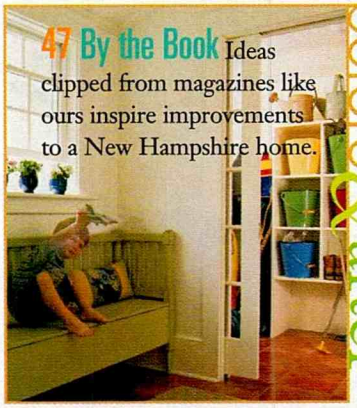

47 By the Book Ideas clipped from magazines like ours inspire improvements to a New Hampshire home.

features

72 A Beacon of Light This new Rhode Island home shines, thanks to a lighthouse-inspired design that makes the most of a narrow lot and stunning views of Narragansett Bay.

78 A Family Affair A California couple buys her parents' home and takes the kitchen from cramped and dark to spacious and light filled.

84 Crowd Pleaser Built for year-round fun, a relaxed South Carolina beach house is a big hit with four generations of one close-knit family.



92 Home Again The living is easy in our Best Little House, a Mississippi jewel with a Southern-style porch.

98 Seasoned to Taste Two avid collectors of Americana spice up a fresh California farmhouse with the colorful objects of their affection.

continued on page 10

PHOTOGRAPHS: EDMUND BARR (A FAMILY AFFAIR), LANGDON CLAY (HOME AGAIN), ERIC ROTH (BY THE BOOK)


DOCKERS HOME
DOCKERS
DOCKERS
DOCKERS
KOHL'S
kohls.com
DOCKERS
DOCKERS HOME

our home

July/August 2003 VOLUME 49 NUMBER 6



18 At Home A letter from *Home Magazine*'s Editor-in-Chief.

21 Home Front Allison Janney speaks out; housewarming gifts that won't be regifted; earth-friendly goods.

26 Shop Talk Creative ways to punch up a potting shed, workshop, and craft room for fun projects all season long.

32 Simple Solutions Get ready to party alfresco: Decorating diva Susie Coelho divulges secrets—from her new book—on styling one patio three ways.

38 Home Tech Bring the indoors out! Watch your favorite show, groove to hip-hop, and dim the lights—all in the comfort of your own backyard.

44 Home Essentials Seven finds sure to add splash to lazy summer days.

60 Writing Home News and views.





LIVING AT HOME

56 Cheap-Chic Style Ideas Thirty budget-savvy ways to spruce up your space in a snap.

64 Victorian Revival We take home-repair guru Ron Hazelton to a couple's first home and steal his ideas for tackling five tricky fix-ups.

106 Hands On Build a rustic trellis for your yard or garden in just four hours or less (we swear!).

110 Resource Guide A listing of products and manufacturers featured in this month's stories.

120 Going Home... with Shabby Chic's design doyenne Rachel Ashwell.







departments

PHOTOGRAPHS: COURTESY OF SIMON & SCHUSTER (SIMPLE SOLUTIONS), MARK VIKER (SHOP TALK), EDMUND BARR (GOING HOME...), DENCY KANE (HANDS ON), COURTESY OF ANTHROPOLOGIE (CHEAP-CHIC STYLE IDEAS), ERIK RANK (VICTORIAN REVIVAL)



Introducing DuPont Stainmaster® carpet with Tactesse® fiber.

Once again, DuPont Stainmaster® takes a revolutionary step in carpet technology. Because now, with Tactesse fiber, Stainmaster® carpet feels much softer, and more plush than ever before.

In addition to its incredible softness, DuPont Stainmaster® with Tactesse fiber will repel stains and soil to stay 40% cleaner. Which means your new Stainmaster® will keep its true beauty and elegance longer.

So come in and see the new DuPont Stainmaster® carpet with Tactesse fiber at a DuPont Flooring Center near you.

You really have to feel it, to believe it.

www.stainmaster.com

ANNOUNCING YET ANOTHER MIRACLE

FROM DUPONT™ STAINMASTER® CARPET.

DUPONT® STAINMASTER® *carpet*

Stainmaster is a DuPont registered trademark. Tactesse is a DuPont registered trademark.
© 2002 The DuPont Company.





Home MAGAZINE

Editor-in-Chief **PETER LEMOS**
Art Director **HEATHER LEAHY**
Managing Editor **TIMOTHY DREW**
Features Editor **LINDA WHITMARSH**
Senior Style Editor **LAURA DYE LANG**
Senior Editor **NICOLE SFORZA**
Building Editor **CAROLYN WEBER**
Associate Art Director **JILL RYDER**
Senior Editor, Copy **CAROL REED**
Associate Editor **JENNIFER JONES**
Associate Editor **NICKY CIRONE**
Associate Features Editor **ANA GARCIA**
Associate Editor **LILY TRIANTAFILLOU**
Assistant Art Director **NATALIE KOCSIS**
Administrative Assistant **EMILY SENNESH**
Editorial Assistant **MARIA L. MONTALVO**

Contributing Editors and Writers:

JOANNA BOBER, ISABEL FORGANG, BRICE GAILLARD, LORRAINE GLENNON, SAXON HENRY, SUSAN HILLSTROM, MERVYN KAUFMAN, CHAR HATCH LANGOS, JOHN LOECKE, MICHELLE ROTMAN, MAURA SHEEHY, REBECCA WINZENRIED

VP, Group General Manager **WILLIAM FRANK**
Business Manager **JERRY HESS**
Production Director **SILVIA COPPOLA**
Production Manager **ELLEN LETCHER**
Senior Production Assistant **JULIE FOX**

MPA

HFM U.S. Hachette Filipacchi Media

Home Magazine is published by Hachette Filipacchi Media U.S., Inc.

(HFM U.S.) Copyright © 2003, HACHETTE FILIPACCHI MEDIA U.S., INC.

Address all nonsubscription correspondence to 1633 Broadway, 41st Floor, New York, NY 10019. Unsolicited manuscripts, photographs, and other submitted materials must be accompanied by a stamped, self-addressed envelope; however, *Home Magazine* is not responsible for unsolicited submissions.

For change of address only, call **800-528-7892**. For other questions about subscriptions, call **850-682-7654**; fax **303-604-7644**; e-mail **home@neodata.com**, or see information on the final page of the Resource Guide.

THE WORLD'S ONLY
FORMALDEHYDE-FREE
INSULATION. FOR PEOPLE WHO CARE.



COMFORTTHERM®
ENCAPSULATED FOR
LESS ITCH, LESS DUST

EASYFIT™
LESS CUTTING FOR
FASTER INSTALLATION

KRAFT-FACED
BUILT-IN VAPOR RETARDER

FORMALDEHYDE-FREE INSULATION. ONLY FROM JOHNS MANVILLE.

Naturally white Johns Manville Formaldehyde-free insulation insulates your family from more than just fluctuations in weather. It also shields them from concerns about indoor air quality. Which is something to think about. Because you make an insulation choice only once.

U.S. GREEN BUILDING COUNCIL MEMBER

Smart Ideas. Better Insulation.

JM Johns Manville


©2003 Maytag Appliances


FOR THE LOVE OF COOKING.™ Create a cooking show of your own with Jenn-Air® appliances. The 36" gas cooktop with 15,000 BTUs of cooking power will be the star of any kitchen. And the Luxury Series Built-In Refrigerator can be personalized on the interior and exterior for the way you live. Visit www.jennair.com or call 1-800-JENN-AIR. And create a kitchen to make even a celebrity chef jealous.
JENN-AIR®

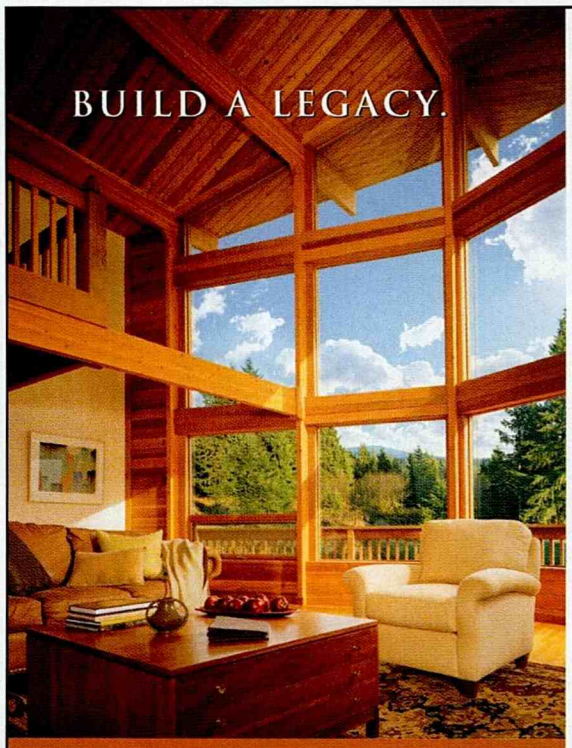

Superior materials.
Timeless designs.

Walk through any Lindal home, and you'll notice the exceptional strength and warmth built into every square foot. To learn why our homes are such a solid investment, order a Lindal planbook set today.

Lindal
CEDAR HOMES



Order your Lindal planbook set for just $14.95 plus shipping (a $40.00 value). Call **1-888-4LINDAL** or visit **lindal.com/legacy** and mention code DJ.

We make installing a spiral straightforward.



The best selection, quality, and prices!

Since 1931, The Iron Shop has enjoyed a reputation for outstanding design and fabrication of spiral stairs. Today, we utilize computer-aided technology throughout our production process successfully mixing state-of-the-art manufacturing with Old World quality. Offering the largest selection, highest quality, and lowest prices in spiral stairs—we make sure that you get the right spiral to meet your needs, available in any height and BOCA/UBC code models. And our spirals are still made with pride in the U.S.A.

Call for the FREE color Catalog & Price List:
1-800-523-7427 ***Ask for Ext. H***
or visit our Web Site at www.TheIronShop.com/H

Installation Video featuring "The Furniture Guys" included with all Metal & Oak Spiral Stair Kits.

Main Plant & Showroom: Dept. H, P.O. Box 547, 400 Reed Rd, Broomall, PA 19008
Showrooms / Warehouses: Ontario, CA • Sarasota, FL • Houston, TX • Chicago, IL • Stamford, CT

THE IRON SHOP®
The Leading Manufacturer of Spiral Stair Kits®

©2002 The Iron Shop

MAGAZINE **Home**

JOHN H. GRANT
Publisher

NEW YORK ADVERTISING OFFICE
1633 Broadway, New York, NY 10019
212-767-5518
Account Managers **Melissa Donahoe, Dana Fellows, Elana Tarlowe**
Ad Coordinator **Nanette Manaloto**
Retail Merchandising Editor **Jo-Anne Pier**
Publishing Coordinator **Anne Wood Plummer**
Marketing Director **Janice Orefice Dehn**
Marketing Manager **Stephanie J. Baker**
Marketing Manager **Carrie A. Brzezinski**
Marketing Coordinator **Amy Scherick**
Executive Assistant/Office Manager **Betty S. Smith**
Sales Assistant **Michelle Rufo**

ATLANTA
2970 Clairmont Road, Suite 800, Atlanta, GA 30329
404-982-9292
Southern Sales Director **Yvonne Rakes**
Account Manager **Michelle Schlueter**
Sales Associate **Camille Sears**

CHICAGO
500 N. Michigan Avenue, Suite 2100, Chicago, IL 60611
312-923-4803
Midwest Sales Director **Steven M. Fisher**
Senior Account Manager **Donna Albergo**
Account Manager **Corianne Carroll**
Sales & Marketing Coordinator **Margaret Kirtland**

DETROIT
3155 W. Big Beaver Road, Suite 209, Troy, MI 48084
248-643-8800
Regional Sales Director **Pamela Greeley Dillon**
Sales Assistant **Michelle Maguire**

LOS ANGELES
5670 Wilshire Boulevard, Suite 500,
Los Angeles, CA 90036
323-954-4808
Western Sales Director **Joy Aronson**
Sales Assistant **Lena Le**

SAN FRANCISCO
601 Montgomery Street, Suite 1110,
San Francisco, CA 94111
415-249-9400
Northwestern Sales Manager **Tracy Carney Skytt**
Sales Assistant **Lindsay Kelley**

NATIONAL DIRECT RESPONSE
800-445-6066; 212-767-5725
Senior Account Manager **Judy Dorman**

CANADA
York Media Services, 2846 Barlow Crescent,
Dunrobin, Ontario KOA 1TO; 613-832-0576
National Account Manager **D. John Magner**

INTERNATIONAL SALES
Vice President **Deborah Burns**
Interdeco Global Advertising
Fax: 212-489-6681

CIRCULATION DEPARTMENT
Senior Director/Subscription Sales **Mirta Soto**
Newsstand Sales Director **Margaret J. Hamilton**
Senior Director/Circulation Services **Rocco P. Chiapetta**

ANNE TRIECE
VP/Home Group Publisher

Hachette Filipacchi Media U.S., Inc. (HFM U.S.)

Chairman **Daniel Filipacchi** • President & CEO **Jack Kliger** • Executive VP & COO **Philippe Guelton** • Executive VP & CFO **John T. O'Connor** • Executive VP & General Counsel **Catherine R. Flickinger** • International Creative Director **Jean-Louis Ginibre** • Sr VP, Director Corporate Sales **Nicholas J. Matarazzo** • Sr VP, Group Publishing Director **John J. Miller** • Sr VP, Group Editorial Director **Jane Chesnutt** • Sr. VP, Manufacturing & Distribution **Anthony R. Romano** • Sr VP, Brand Development, Hachette Enterprises **David J. Fishman** • Sr VP/Consumer Marketing **David W. Leckey** • VP/Chief Information Officer, Information Systems **John Bobay** • VP/Human Resources **Michele Daly** • VP, Corporate Communications **Anne Lattimore Janas**

A wholly owned subsidiary of Hachette Filipacchi Médias, S.A. For address changes only, call **800-528-7892**. For other subscription inquiries, call **850-682-7654**; fax **303-604-7644**; or e-mail **home@neodata.com** (include mailing address).

Beauty like this grows on trees. Durability like this doesn't.



eon® decking is available in Silver Cedar, natural Cedar, Redwood, and Pine.



eon® is a remarkable alternative decking system that provides the beauty and feel of natural wood. By removing the inevitable splitting, fading, cracking and warping, eon® clearly distinguishes itself as the finest and most beautiful alternative to wood ever developed.

Unlike natural wood, eon® decking is impervious to weather and its destructive forces, is mold and mildew resistant, non-toxic and reveals no surface nails or screws. In fact, we're so confident in the durability of our product that we offer a lifetime limited warranty.

Not only will an eon® deck give you a place where you can go to get away from it all, it will also add to the overall value of your entire property. Plus, since an eon® deck requires little to no maintenance, you'll have even more time to enjoy your new deck with friends and family.

For more information on how to purchase an eon® decking system, please call 1-866-DIAL-EON or visit our website at eonoutdoor.com

eON®
Beautiful Outdoor Living
by CPI Plastics Group Ltd.

at home



To sit and rock or paint and prune—*that* is the question of the season.

Summer is a time of both passion and paradox at my house. The long list of beach trips, bike rides, baseball games, barbecues, and boating excursions that my kids have planned makes for a joyful school's-out-for-summer fervor this time of year. That is the passion, and I want very much to fulfill these seasonal prerogatives of childhood. But the reality of squeezing them all into a mere two and a half months (during which time I am definitely *not* out of school) is another matter, especially in light of all the gardening, painting, basement refinishing, and other home improvements that I would also really like to get done this summer. That is where the paradox lies—the lazy, hazy, crazy days of summer meet the realities of home ownership.



I'm sure this conflict is not mine alone. It is part of the perennial pull of the season, especially for anyone with kids, or for that matter, anyone with a barbecue, a bike, or an empty hammock. Summertime, after all, brings out a bit of kid in all of us. In this issue of *Home Magazine*, we help you to resolve this annual dilemma. While we know—trust us—how diverting summer can be, we want to underscore, with lots of inspired homes, all the other simple pleasures that the season can bring in the way of refinished rooms, fresh kitchens, and great garden projects. In our "Before & After" feature, we take you to New Hampshire to meet an energetic woman who transformed a 50-year-old home into a classic farmhouse that looks as if it's been on the site for a century. We invite you inside two summery island homes, one in Rhode Island and the other in South Carolina. In California, we showcase an elegantly redone kitchen and a stylishly kitschy collectors' cottage.

We finish with a story on how to build your own artfully rustic garden trellis, a project that's quick and easy enough to knock off in a few hours—so you'll still have time for a bike ride. Please enjoy this issue, get all of those projects done, but do save time for the kids in your household—the big ones as well as the small ones.

Peter Lemos—Editor-in-Chief

Tell us what you think! Join our online Reader Panel by going to hfmsurveys.com/home. You'll receive periodic e-mail surveys asking your opinions on home-related topics. And with each questionnaire, sweepstakes prizes will be offered.

american idle

PHOTOGRAPHED BY ERIC ROTH (TOP) AND DANIELA STALLINGER (BOTTOM)

inspiration | Lutron®



There's a world between on and off...



a place where you can control the light that surrounds you — with style and elegance.



Discover the inspiration of Lutron lighting controls.
For the Lutron retailer near you call
877-2LUTRON ext. 653 or visit us at
www.lutron.com/home

LUTRON.
Lutron controls your light.™



GETTING LOST IN THE WOODS

IS A LOT EASIER THAN YOU'D THINK.

(NO BREAD CRUMBS NECESSARY.)

At Lowe's, our flooring department is a store within a store. You'll find a huge selection of all the latest brand name styles of laminate flooring, like Pergo® Signature and Armstrong Swiftlock™. Innovative flooring designed exclusively for Lowe's that offers a realistic appearance and texture – it even sounds like real wood. For more information visit lowes.com/flooring.

LOWE'S®

Improving Home Improvement®

EVERYDAY LOW PRICES. GUARANTEED!*











Armstrong SwiftLock

PERGO Signature

*See store for details. © 2003 by Lowe's. All rights reserved. Lowe's and the gable design are registered trademarks of LF, LLC.

Blenders Whip It • Allison Janney Spills It • Hot Tubs Kick It



earth-friendly fiber

This time next year, you may be sitting on, walking across, even wearing **Ingeo.** Enviro-conscious products such as Lands' End bedding and InterfaceFLOR carpet tiles, shown, will feature this man-made fiber that's derived from annually renewable plant resources such as corn. It's comparable in price and performance to the petroleum-based synthetic fibers we're used to, but with a greener ending: When you're done with the Ingeo product, drop it at an industrial compost facility, where it'll break down into its natural ingredients and feed the soil. For info: ingeofibers.com. *by Jennifer Jones*





scene stealers

As Seen In... this summer's hit flick ***How to Deal,*** starring Mandy Moore, right, is the stylish PowerMax jug blender MX2050, $50, left, by Braun. The lid of the five-speed machine features three small drip holes around its removable knob, so you can neatly add liquid while blending. It's fantastic for making the perfect piña colada or whipping up some refreshing gazpacho on a sizzling summer night. For info: 800-272-8611, braun.com/na. *by Lily Triantafillou*

PHOTOGRAPHS: SOPHIE GIRAUD (MANDY MOORE), LENNY LAGRUA (BLENDER)



wet&wild

You'll be the hit of the 'hood with the newest in souped-up **hot tubs**—so packed with entertainment, you and your guests will soak to a ripe prune stage before you know it. The **Entertainment Spa,** $8,500 and up, above, by **Cal Spas** kicks it with a flat-screen TV, DVD player, and surround-sound speakers. The **Sarena Bay,** $15,995, by **Dimension One Spas** features sexy LED mood-lighting fountains, perfect for a dip with your steady. For info: Cal Spas; 800-225-7727, calspas.com, or Dimension One Spas; 800-345-7727, d1spas.com.—*L.T.*

Random Fact: Thirty percent of American couples chose Lucy and Ricky Ricardo as the TV duo they're most like when cleaning house. Marge and Homer Simpson ranked second.

Source: Taylor Nelson Sofres Intersearch

chat room



Allison Janney, Emmy award-winning actress of NBC's ***The West Wing*** on...her favorite room, all-time worst pad, and lessons learned from Mom.

Home The item you'd most like to snag from *The West Wing* set and bring home?

AJ The fresh flower arrangements.

Home The most valuable lesson you've learned about owning a home?

AJ Nothing costs under $1,000 to fix.

Home Share a horror story from a nightmare living situation.

AJ I had an apartment where the shower was in the kitchen, and the bathroom was in the hallway of the building.

Home One thing you'd really love to change about your house?

AJ The backyard. And I'm completely redoing it.

Home To which room do you retreat after a long day of shooting?

AJ The family room.

Home Who in your life has influenced your style the most?

AJ My mother and my mother's mother.

Home Your house or the White House?

AJ My house.—*L.T.*

top 10 housewarming gifts



Stumped about what present will truly impress and properly dress your friend's new abode? Keep your cool! According to lifenet work.com, these creative gift-giving ideas will turn their new house into a home. *by Nicky Cirone*

1. Create a **homemade map** of the new environs.
2. Bundle **three logs,** and tie them together with raffia.
3. Box up **incense sticks,** candles, and massage oils.
4. Wrap **disposable cameras** and label for use, such as "first redecorating project."
5. Make a **guest book,** and have friends write their expectations before and after visiting the house.
6. Fill a **magazine rack** with a month's worth of home decor magazines (hint, hint).
7. Stuff a **basket** with power-outage items like candles, matches, and a flashlight.
8. Outfit a **toolbox** with an all-in-one screwdriver, a classic hammer, and paint chips.
9. Stock a **rustic bucket** with essentials to start a garden.
10. Give the gift of on-hand resources with an assortment of **do-it-yourself books.**

PHOTOGRAPHS: COURTESY OF CAL SPAS (WET & WILD), MICHAEL O'NEILL (CHAT ROOM)



©2003 Reckitt Benckiser Inc.

housefind

ANACORTES, WA



NATURAL HABITAT

WHERE Anacortes, Washington; about 12,000 residents; 40 miles to Bellingham and 80 miles to Seattle.

WHAT 1982 cedar farmhouse; 1,236 square feet; lot is about two thirds of an acre; 3 bedrooms, 1½ baths, living room, and dining room.

WHY Offers views of Puget Sound and Mt. Baker and is only a half block from hiking trails. Best known as the gateway to the San Juan Islands, this arty city on Fidalgo Island is chock-full of marinas, green meadows, shops, and restaurants. Great for outdoor enthusiasts.

HOW MUCH $181,900; estimated annual taxes: $1,182.

WHO John L. Scott Real Estate; 360-293-2161, johnlscott.com.—*N.C.*

webwatch: mybackyard.com



Sure, everyone tells us to relax but, really, who has the time? Always scouting out ways to simplify our day-to-day chaos, we found **mybackyard.com**, self-dubbed a place to grow: for your body, mind, and spirit. There are tips for projects that include planting a meditation garden and advice on how to draw a relaxing bath. Add in health-conscious sections on herbs, gardening, and home remedies, along with an emporium of eco-friendly goods and home-spa essentials, and we feel healthier already. *by Katie Weeks*



PHOTOGRAPHS: CHRIS TERRELL (HOUSE FIND), COURTESY OF MYBACKYARD.COM (WEB WATCH) AND THE DECK & PATIO COMPANY, DECKANDPATIO.COM (DECK CHECK)

deckcheck

Here are a few of our favorite decking materials. *by Nicole Sforza*

	pro	con	care	cost (uninstalled/ per sq ft)*
Cedar	Aromatic, good sound absorption, durable, easy to work with	Soft, quick to weather (to soft gray), splinters easily	Use sealer with UV protection to retain natural hue	$4 to $5
Redwood	Durable, easy to saw through, resists warping and splintering, takes and holds finishes well	Soft, quick to weather (to gray), predrilling recommended near ends to avoid splitting	Use sealer with UV protection to retain natural hue, highly rot and insect resistant	$5
Mahogany	A hardwood, it scratches less than softwoods; wears evenly	Many species and sub-species, some endangered; research carefully	Use penetrating sealer annually to reduce cracks and splinters	$4
Ipé ("ee-pay")	Extremely dense, most durable option, weathers beautifully, virtually knot and splinter free	Predrilling recommended to avoid splitting (therefore takes longer to install)	Only one treatment of sealant needed, extremely rot and insect resistant	$5 to $6
Plastic-wood composite	Won't rot, crack, warp, splinter; termite resistant; made with recycled materials; many companies guarantee for 20-plus years	Can look like an imitation of wood (which it is), not as strong as wood	Low maintenance, no stain or sealant needed, just use deck cleaner periodically to combat mildew	$3.50 to $4
Pressure-treated wood	Easy on the purse strings, readily available	Health issues—chemicals may leak out, splinters easily, not available for home use after Jan. 2004	Use penetrating sealer annually to reduce cracks and splinters	$2 to $2.50



* Prices will vary by location.



Easy to create
Easy to order
Easy to afford
Hard to Ignore

We make decorating easy, with an extraordinary selection of blinds, shades, draperies, panels and accessories you won't find anywhere else.

You'll save on a custom, perfect look that you create – one that expresses your style. Plus, most products are made in 1-4 days!

Why wait to have the beautiful window treatments you've always wanted?



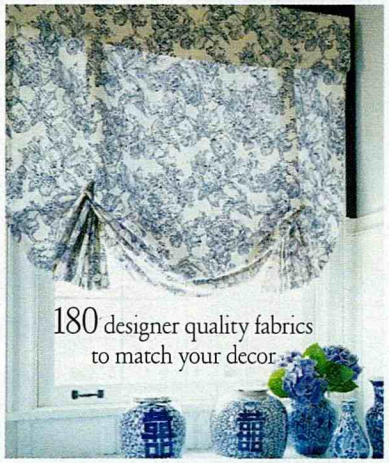





smith+noble

For a **FREE** catalog & 10 swatches
mail this card or call
877-255-9129
visit us at smithnoble.com/freeswatches
Offer good through September 30, 2003

smith+noble® America's leading resource for window treatments

Return this card for your FREE Catalog!

Now, to get up to **10 FREE Swatches,** just give us a call or go online at smithnoble.com/freeswatches!

free swatches

name

address

city state zip

email

phone Offer good through September 30, 2003 30417679

Mail to: Smith+Noble PO Box 1838, Corona, CA 92878



877-255-9129
or visit us at
smithnoble.com/freeswatches

shop talk

Three handy spaces geared for summer projects let you make hay (or whatever) while the sun shines



The Haws Conservatory watering **can,** $15, holds 2 quarts of water—the perfect amount for indoor use. Lee Valley Tools, 800-871-8158.

Made of weather-resistant red cedar, the Lattice potting **bench,** $350, offers a handy drawer and potting space; the lattice grid's ideal for hanging tools. Smith & Hawken, 800-776-3336.

Look the part of the garden whiz in this heavy-canvas gardening **apron,** $44, trimmed in suede. Vivarri, 877-922-2635.

Ideal for both cut flowers and plants, ceramic Atelier **pots,** $29 to $49 each, in Saffron and Cornflower, are hand-painted. Potluck Studios, 413-442-8200.

Designed by Michael Graves, the **hoe weeder** and **dandelion weeder,** $8 each, feature his signature ergonomic design and nonslip grip handles. Target, 800-800-8800.

Pretty up your potting shed, and grow, grow, grow!

Willow **fencing,** $89 for 9 feet (4½ feet tall), can accent a flower bed or protect a vegetable patch. Smith & Hawken, 800-776-3336.

Go au naturel with the branch-handled **shovel** and **hand rake,** $14 each. Takashimaya, 212-350-0100.

Gather garden goods with handmade No. 5 South Down colored **trugs,** $60 each, in Pevensey (green) and Dicker (yellow). Kinsman Company, 800-733-4146.

Display the flowery fruits of your labor in the galvanized metal feed **bucket,** $23. Two's Company, 914-664-2277.

Whether you consider him kitsch or cute, the Sitting **Gnome,** $30, is sure to turn some heads. Gardener's Supply Company, 888-833-1412.

get **dirty**

Produced and written by Michaelle Rotman ■ Photographed by Mark Viker



©2003 Serta, Inc.



THE 2003 SERTA PERFECT SLEEPER.® With five patented comfort features, "you'll feel the difference the moment you lie down.™" For more information, visit us at www.serta.com.

Serta®

WE MAKE THE WORLD'S BEST MATTRESS.™

Carve out space for a workshop that's powered up for weekend projects



Hang it all up on the 4-by-8 foot **pegboard,** $24. Metropolitan Lumber, 212-966-3466. Painted in Utah Sky #2065-40, $16 a quart. Benjamin Moore, 800-826-2623.

Cotton and leather work **gloves,** $2 a pair, keep your paws clean and comfy. Janovic Plaza, 718-392-3999.

The new Craftsman EX 12-volt cordless **drill,** $70, is lighter than ever and features a 24-position die-cast clutch cap. Sears, 800-377-7414.

Watch your favorite how-to program while working in the shop on the 27DV-S100 27-inch **TV/VCR/DVD combo,** $799. Sharp, 800-237-4277.

The Ruger Titanium Smooth Face finishing **hammer,** $70, weighs only 10 ounces but delivers the force of a standard 18-ounce steel one. Garrett Wade, 800-221-2942.

Get a leg up with the Salisu **stepladder,** $150, which holds up to 250 pounds. Design Within Reach, 800-944-2233.

The new 14.4-volt cordless **jigsaw,** $100, features a tool-less blade change and orbital control lever for smooth, fast cuts. Available August 1. Skil, 877-754-5999.

Originally designed for plumbers and electricians, the professional leather tool **carrier,** $145, holds it all. RedEnvelope, 877-733-3683.

Perfect your project on the sturdy hardwood woodworker's **bench,** $200, featuring a vise on the front and side. Rockler.com, 800-279-4441.

Compact and portable, the UV200 2-gallon, 3.5-amp wet-dry **utility vac,** $25, sucks up sawdust and other mini-messes. Black & Decker, 800-544-6986.

get screwy















Custom covered seating. Choose from over 600 fabrics. Backed by a limited lifetime warranty and delivered in about 30 days. Sofas from around $700–$1500. Rowe Furniture. It's about the way you live.

ROWE FURNITURE

VISIT WWW.ROWEFURNITURE.COM/HM TO FIND AN AUTHORIZED DEALER OR CALL 1.800.334.7693 EXT. 100

Create a hobby room, and you'll find the time to do the things you never do (*sure* you will)



Tie one on with satin **ribbon,** 85 cents to $4 a yard. From top: double-faced in Bougainvillea, ombré in Sunrise, and double-faced in Melon. Midori, 800-659-3049.

The model 6038 **sewing machine,** $210, has 18 built-in stitches, a one-step buttonholer, automatic needle threader, and sewing light. Singer, 800-474-6437.

Pretty up the Turf **bulletin board,** $36, with **Daisy pushpins,** $13 for eight, and get a year-round patch of summer. City Yard, 800-580-1211.

Show off your road trip with the Newport album, $39, and Toto accordion **album,** $18. Kolo, 888-636-5656.

Keep your hands free by filling the canvas **Craft belt,** $80, shown in Sweet Pea Beads, with scissors, tape, and all things artsy-craftsy. Hable Construction, 212-343-8555.

Plastic Glis **boxes,** $2 for three (in assorted colors), stash anything from buttons to beads. Ikea, 800-434-4532.

The large canvas utility **tote,** $22, shown in Espadrille Stripe, has a machine-washable cotton cover; the bin collapses flat when not in use. Pottery Barn, 800-922-5507.

Organize your life with the PT-2600 P-Touch electronic **labeling system,** $130. It can be battery operated or, for larger projects, connected to your PC or Mac. Brother, 800-276-7746.

Wrap it with recycled cotton-fiber **wrapping paper,** $4 a sheet (21 by 29 inches). Duet (striped) in Marmalade, and Blossom and Plaid in lavender. Midori, 800-659-3049.

The versatile **Paper Trimmer,** $30, comes with three blades: straight, wavy, and perforated for beautifying a scrapbook. Martha Stewart The Catalog for Living, 800-950-7130.

get crafty



LET YOUR IMAGINATION MARINATE.



Experience the KitchenAid™ Outdoor Kitchen.

Step 1: Serve appetizers and ice-cold drinks from the KitchenAid® outdoor refrigerator and bar cart.

Step 2: Fire up the powerful outdoor gas grill. Sear and sizzle entrees to tender perfection.

Step 3: Raise the standard for backyard get-togethers.

Available in built-in or freestanding models.
To learn more about the entire KitchenAid® line, visit KitchenAid.com or call 1.800.422.1230.

®Registered trademark/TM trademark of KitchenAid, U.S.A. ©2003. All rights reserved.

KitchenAid®

FOR THE WAY IT'S MADE.®



Get set for swinging soirees alfresco with ideas from *Susie Coelho's Styling for Entertaining*

Leafy plants, splashes of color, and bamboo fencing transform a concrete slab into a balmy retreat. **Below** Brightly colored candles add island romance to the table.

If you want to whip your house into shape, just throw a party. Hosting a bash inspires us to style. As soon as we decide to invite people over, we suddenly have the eyes of a designer, the spirit of a magician, and the energy of a teenybopper. And what better spot to make modish than the patio, a plain concrete slab begging for a double take. The patio is an anything-goes, transitional space where you can be most creative. Here, a single patio dons three dramatically different looks.

tropical romance

It was a blissful week on a tropical island. You wore sarongs, swam in the turquoise sea, and dozed off in a hammock strung between coconut palms. Wouldn't it be fabulous to return to that vacation paradise? We'll show you how to transform that concrete jungle into a natural setting for a bash your guests won't soon forget. The use of organic materials and textures creates an island wonderland right outside your door. Evoking the romance of travel at home could inspire new journeys.

patio 1-2-3

the occasion An anniversary celebration one-on-one or with friends that'll bring back the feeling of an island honeymoon.

inspiration Flip through travel brochures and tear out colors and patterns that strike your fancy. Fashion or food magazines also spark creativity. Pin up pictures and re-create the mood.

color palette Hot pink, mango, banana yellow, and bright green. Spotlight the two brightest colors, hot pink and mango, against the lush green, and inject elements of rattan, sisal, bamboo, jute, and teak for texture.

styling supplies The palapa (an open-sided, thatched-roof structure), bamboo fencing, and a sisal or sea grass rug form the main backdrop. If you can't find a palapa, use a patio umbrella by itself or attach some thatching, which you can find premade. Or assemble your own palapa with palm fronds or grass hula skirts tied on the top. Check import and home improvement stores for bamboo shades, mini tiki torches, and the supplies needed to make a tropical water fountain. Fruit is always a great styling staple. Gather up your large wooden serving vessels.



© 2003. From *Susie Coelho's Styling for Entertaining* by Susie Coelho (Simon & Schuster). Printed by permission.


Introducing the 10-minute makeover
SURE FIT®
SLIPCOVERS
Guaranteed to make you fall in love with your furniture again.
Choose from hundreds of upholstery-quality styles, patterns and colors that are machine washable and fit almost every furniture shape and size.
Brushed Twill Sofa Slipcover $129.
For a free catalog call 1-800-914-8227 or visit www.surefit.com

Below A clothesline menu holder only takes a minute, and your guests will love it. **Right** Move indoor furniture and fabrics to the patio for a calming effect. **Bottom** Make potato-sack pillows, tied at the open ends, from old striped sheets.



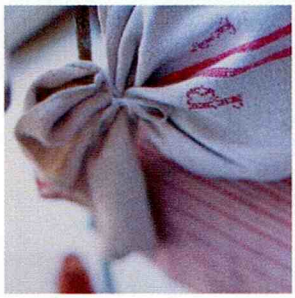



french laundry

The French, being the French, have a knack for finding the most picturesque of places in which to perform the most mundane chores. Imagine a country home on the outskirts of Paris, formerly the stable for a grand château. In the kitchen—a long farm table adorned with cheese boards. Just outside, in the sunshine—chairs and a table surrounded by flowers. *C'est magnifique, non?* But now add a few more domestic details—a light breeze, a laundry line hung with sweet-smelling linens, and fresh, clean clothes. Voilà. You can easily transform patio tedium by styling it like an outdoor room, using indoor furniture (such as a daybed) and fabrics (try white cotton and lace). This fresh and invitingly intimate spot is superb for morning coffee, afternoon reading, and chatting with friends.

the occasion A quiet tête-à-tête between friends, then a few hours alone with a book.

inspiration Browse flea markets and tag sales for simple white ceramics and billowy linens. Think of all things airy and fresh.

color palette Linen, ruddy red, burgundy, ivory, white, and pale pink form a soft color scheme reminiscent of an Impressionist painting.

styling supplies The foundation of this makeover is a daybed, and there are several ways to get one. The piece shown above is a white wrought-iron flea market find, but you might have an old wooden bed frame that you can paint and distress. If not, look for an inexpensive metal frame and simply flop a mattress onto it. Next, look around for an odd, weathered table. Gather up everything wrought iron—a plant stand, gate, or wine rack—and get busy collecting old sheets, baskets, and some distinctively French fabric, tea towels, or even tablecloths. If you don't have any toile de Jouy or gingham-check printed fabrics on hand, it's worth a trip to the fabric store. Other small purchases, such as some inexpensive wooden clothespins, flowers, or a couple of distinctive plants, will add abundant charm to the atmosphere.

We asked the decorating diva how to style a home without spending a single dime. Here are her top six ideas:

1) Use what you already own—meaning scour your closets, drawers, and garage for forgotten, tucked-away treasures.

2) Rearrange furniture within a room. Just shifting your valuables into a new spot can streamline or simply refresh the whole look.

3) Move things around within the house. You may want bright red pillows for your living room and have the perfect shade sitting on your bed upstairs. Go ahead: You're allowed to use bedroom pillows on your sofa.

4) Think of new uses for ordinary items. A decorative plate can hold candles; a tall vintage tin might make a great wastebasket. Your house is full of possibilities.

5) Shamelessly borrow from your friends. If you're entertaining and really need to use your best friend's vase because it goes perfectly with the party theme, just ask! (But don't forget to invite her to your party first.)

6) Redo your color palette with items you already own. Let's say you have blue and green in the living room. Remove the more dominant color and add a few white accents, such as a pitcher or a stark tablecloth. Pairing any color with white is an inexpensive and easy way to get a new look—and we all have white items around the house.



Now you can race through your cleaning routine while getting even better results. Other furniture wipes claim to clean wood, but only Orange Glo® Polishing Cloths can clean away wax build-up four times faster than the leading brand. No other wipe can pick up grease and grime faster! With Orange Glo Polishing Cloths you can be sure that your furniture is clean, polished and protected with nothing left behind but the fresh scent of pure oranges.

Orange Glo. Your Wood Care Resource.™

www.greatcleaners.com

©2003 Orange Glo International, Inc.



playful and punchy

With an amusing array of cast-off household items, some bright paint, lots of imagination, and a moderate supply of elbow grease, you can inspire laughter from all who pause to take a turn on the swing. This makeover brings the breeze of youth and improvisation to a carefree setting. We promise you'll want to light up the grill every night for dinner outdoors the moment you experience this environment, so colorful it rivals Fourth of July fireworks.



the occasion Warm weather is here, just in time for family fun and barbecues galore.

inspiration Whip out your favorite photos of summers past: picnics, white picket fences, lemonade stands. Road trip shots stir great memories. And keep it casual—furniture and accessories should be tough enough to withstand a season's worth of exuberant child's play, with no worries about spills.

color palette Apple red, bright white, royal blue, and sunny yellow (a good eye-popping accent to those patriotic hues).

styling supplies Start by piling everything you can find that's red, white, blue, or yellow into an oversize basket. This includes vintage-inspired floral linens, red-checked dish towels, a red wagon, red plastic cups and serving baskets, and some painted metal bowls. For basic furniture, find a white bench swing, an old table with chipped paint, and a few farmhouse chairs. Look in the attic, basement, and garage for odds and ends to recycle (you can also hunt yard sales and flea markets). Keep your eyes peeled for mismatched wooden and metal furniture, vintage tins, bins and buckets, and toys.



Left Paint old chairs and fencing in bold, primary colors. **Above** Spark nostalgia with strategically placed vintage cans. **Below left** Bring the kids' rubber boots to life. Punch drainage holes in the bottom, then add a potted geranium.

SusieSays

Often we're inspired by bits of wisdom from other people. That's why we got Susie to spill a few of her secrets.

Home Your must-have for the home?

SC I couldn't style without fabric! Fabric adds color and softness to a space, and it can be used anywhere. I love draping a runner across the piano or a vintage scarf over a chair. There's no better commitment-free way to style.

Home What makes your style unique to you?

SC I have such an eclectic heritage. I grew up in England and France, and my parents were Indian, so I think that has definitely played a huge part in my preferences. I'm often mixing materials that others may not even think to put together. Everyone has their own background and sense of style. They just need to tap into it.

Home Your most despised household chore?

SC Taking out the trash! We always have too much trash to fit in our own bins, and I'm the only one in the family who has the nerve to go around and dump the extra trash in the neighbors' bins. It's embarrassing.

Home Your worst decorating disaster?

SC Buying an armoire before moving into a new house. It was too big for all of the walls and stuck out into the room. It was a beautiful armoire and an expensive disaster. Don't ever buy furniture before you move into a new house, and make sure that it's fully refundable.



Do something special for yourself today...

By subscribing to *Woman's Day* you'll bring home a whole new world of rewarding ideas to enrich your lifestyle. Subscribe today for just $8.99 for 17 issues.







Each issue is packed with:

- Inspirational tips for family, career, money, and relationships
- Easy to follow diets
- Fitness & beauty tips
- Quick meals for busy lifestyles
- Home decorating ideas
- Money-saving guides
- Great gift ideas
- Craft projects for you and your kids and more!

To subscribe, just fill out the attached card and mail it today, or call 1-800-755-6398 and mention code 42R2.

Woman's Day®

P.O. Box 56034 | Boulder, CO 80322-6034

Canadian orders add $20.00 per year (includes 7% GST); Foreign orders add $20.00 per year for postage. Payment in U.S. funds must accompany order.

GET AHEAD WITH THE newest electronic gadgetry



Mood lighting, stereo sound, and TV. Welcome to the *great* outdoors!

The weather's beautiful, the view's fabulous, the air's fresh—and you're indoors? Heading out used to mean trading the television for a tiny transistor radio à la *Gilligan's Island*. Now, thanks to the newest wired products and our handy tips, you can get a life of the outdoor type and barely notice you've left the living room.

tv amidst the trees

Admit it: You love TV. And you'll love it even more outside. For all-in-one fun, portable TVs, like Casio's water-resistant SY-4000, shown right, are battery-operated units with built-in tuners. To watch flicks while stargazing, Sharp's Theago DT-200, a DLP projector, throws a hefty 100-inch picture on a pull-down screen or any flat surface. And you can even hook up your existing TV for a *Will & Grace* party on the deck with a simple wireless broadcast system. Check out the wireless WaveMaster 30, $100, new from Terk, which transmits audio and video signals from an *indoor* source—such as a TV, DVD player, computer, or video camera—to an *outdoor* receiver, such as a TV or stereo, that's up to 100 feet away. And look out this summer for Mitsubishi's new line of waterproof flat-panel plastic TVs. Designed for bathrooms, the wide viewing

get wired



Top Frontgate's Outdoor lamps, $349 to $395, have water- and fade-resistant fabric shades and all-weather resin frames. **Above** Casio's 4-inch SY-4000 water-resistant TV tucks right into your tote bag.

Written by **Heather Newman**

SERVING OVERPROTECTIVE
PARENTS SINCE 1935.

NOW AVAILABLE WITH

DUAL-LEVEL FRONT AIR BAGS*

PASSENGER SENSING SYSTEM*

STABILITRAK®†

ONSTAR**

IT'S THE BEST SUBURBAN® YET.





Above It's a planter! It's a speaker! It's both—the Hanging Planter, $179, new from StereoStone. (Music's never been so incognito.) **Right, from left** Weather-resistant and cordless, Frontgate's Old World, Metro, and Arbor rechargeable table lamps, $39 each, power up from any standard outlet, last for eight hours a pop, and can be dimmed for mood control.

angles and bright pictures will be great for boob-tubing it outdoors in a covered area (call a pro for installation).

speakup

Outdoor speakers abound, ranging from classic directional ones to those disguised as—no kidding—frogs. You can hang weatherproof setups (by companies such as Bose, Infinity, and Cambridge Soundworks) from the eaves of your deck, patio, or pergola; many, like the Infinity Outrigger series, can be painted to match your house trim. Or, camouflage speakers in the grass. Low-profile omni speakers are set a few inches into the ground and hook up to an underground cable. They withstand year-round weather, as do speaker "rocks" from such companies as TIC Industries, StereoStone, and Rockustics. And consider underwater speakers like the Clark Synthesis Aquasonic series for your pool.

You could install a whole new stereo system for your yard, but it's easier just to connect the speakers to your indoor stereo system, and add either a remote-control panel near the door if you have whole-house audio, or use a plug-in converter to boost the range of your stereo's remote control to work from the patio. To install it, you'll just staple wires in protected





This masterpiece is uniquely detailed with a center casting, embraced with decorative high posts streaming upwardly to create a feeling of royality.

WESLEY ALLEN
romantic beds for life™

To request a product brochure and a list of Dealers in your area, please call us toll free at 1.877.882.2337, or email us at: wesall@wesleyallen.com

Be sure to visit our website at: www.wesleyallen.com



MAMA'S NOT WORRIED.
MAMA'S GOT THE MAGIC.™



A better way to wipe,
because it cleans and disinfects
*with the magic from Clorox.**

*Versus paper towels and sponges. ©2002 The Clorox Company. Use as directed.



advertisement

Recipe Round-up

Win a trip to the legendary Better Homes and Gardens Test Kitchen

The makers of Hidden Valley dressings want to discover your hidden talent for combining just the right flavors, colors and textures to make a dish your family asks for over and over again. We're looking for recipes that use Hidden Valley® The Original Ranch® salad dressing and seasoning mix. The recipes will be judged by the staff at the Better Homes and Gardens® Test Kitchen.

Ranch dressing has played a big part in American cuisine. It was invented in the late 1950s by a former plumber named Steven Henson to satisfy diners at his Hidden Valley guest ranch near Santa Barbara, California. Today, Ranch dressing has become a staple in many classic American dishes and has surpassed French, Russian and Italian both as a salad dressing and as a seasoning in American kitchens.

When creating *your* Original Ranch recipe, the sky's the limit. Try incorporating The Original Ranch dressing into all your favorite foods and dishes (meat and veggie dishes alike) for an exciting twist the whole family can enjoy.

Enter the Hidden Valley Ranch Recipe Contest

Grand Prize is a 3-day / 2-night trip for a family of four to Des Moines, Iowa to visit the *Better Homes and Gardens* headquarters. Highlights of the trip will include a tour of the Test Kitchen and Test Garden. In addition, free copies of the *Better Homes and Gardens* New Cook Book will be awarded to 25 runners-up. Subject to Official Rules. For complete details, see Official Rules.

NO PURCHASE NECESSARY TO ENTER OR WIN. A PURCHASE WILL NOT INCREASE YOUR CHANCES OF WINNING.

To enter, legibly write or type your name, address and daytime phone number and one recipe (listing all ingredients) which uses Hidden Valley® Original Ranch® dressing or Hidden Valley® Barbecue Ranch™ dressing and send it to BH&G / Hidden Valley Ranch Recipe Contest, P.O. Box 7080, Des Moines, IA 50309-7080. Entries must be original, not previously published or have won any other award.

Contest begins June 16, 2003. All entries must be postmarked by September 8, 2003, and received by September 15, 2003. The HV Food Products Company ("Sponsor") and Meredith Corporation ("Promoter") assume no responsibility for illegible, lost, late, misdirected, incomplete or stolen entries or mail. Entries become the property of Sponsor and will not be returned. Open to legal U. S. residents, 18 years of age or older, except employees of Sponsor, Promoter, their agents, affiliates, subsidiaries, and members of their immediate families or persons residing in the same household. Winners will be selected on or about November 3, 2003 and notified by mail on or about November 17, 2003. Limit one prize per person / per household. Recipe entries will initially be judged by Better Homes and Gardens® Test Kitchen staff on the basis of originality/creativity (50%) and use of product (50%) and 50 entries will be selected. The Better Homes and Gardens Test Kitchen staff will then re-judge the 50 recipes based on taste (25%), visual appeal (25%), originality/creativity (25%), and use of product (25%). Decisions of judges are final and binding in all respects. Prize: Grand Prize (One): three-day, two-night trip for four to the Better Homes and Gardens headquarters in Des Moines, Iowa. Trip includes hotel accommodations for two nights (1 room/quad occupancy), round-trip coach airfare for four from a major airport nearest winner's residence, ground transportation to/from airport/hotel, tour of the BH&G Test Kitchen, tour of the BH&G Test Garden, tour of the BH&G Photo Studio, lunch at the Des Moines Art Center, and four tickets to one local Des Moines attraction. All other expenses not listed are the responsibility of winner. Blackout periods and restrictions may apply. Trip must be taken by November 1, 2004 (ARV: up to $6,000). Runner-Up Prizes (25): Better Homes and Gardens® New Cook Book (ARV: $16.95 each). No transfer, substitution or cash in lieu of prizes, except due to unavailability, in which case, a prize of equal or greater value will be awarded at the exclusive discretion of Promoter. Entry constitutes permission to use the winner's recipe, name, hometown, voice, likeness, photograph, and any statements regarding this contest or recipe for editorial, public relations, promotional and advertising purposes on behalf of Promoter and Sponsor, without compensation, unless prohibited by law. Winners agree to assign all right, title and interest, including copyright rights, to winning recipes to Sponsor and Promoter and agree to complete an Affidavit of Eligibility/Ownership, Release of Liability / Publicity (unless prohibited) and Copyright Assignment within 10 days of notification or an alternate winner will be selected. Travel companions must complete Liability Release prior to trip, and must travel on same itinerary. By participating and winning a prize, winners release Sponsor, Promoter, their affiliates, subsidiaries, and agencies and their respective directors, officers, employees and agents from any and all liability with respect to the prize won and participation in the contest. Subject to all U. S. federal, state and local laws and regulations. Void where prohibited. Taxes on prizes are the sole responsibility of the winners. Grand Prize winner will receive a 1099 form as required by law. This contest promoted by Meredith Corporation, 1716 Locust St., Des Moines, Iowa, and sponsored by The HV Food Products Company, 1221 Broadway, Oakland, CA 94612. For winners' names, available after December 31, 2003, send a separate, self-addressed stamped envelope to Hidden Valley Ranch Winner's List, 1716 Locust Street, Des Moines, IA 50309, Attn: Pam Garbett.

Hidden Valley®

www.hiddenvalley.com


WHEN RANCH TASTES THE WAY IT'S SUPPOSED TO,
IT SHOWS.
Hidden Valley
Hidden Valley
THE ORIGINAL
Ranch
WE MADE IT FIRST.
WE MADE IT RIGHT.
©2002, The HV Food Products Company.



Boy's socks washed with...



Boy's socks washed with...



Enough said.

©2003 The Clorox Company. Use as directed.
Based on results with leading dry detergent on common dirt and dinge.
OxiClean is a registered trademark of Orange Glo International, Inc.



At last! A cami with an underwire bra built right in!

Most camisole tank tops have just a shelf bra and offer little real support. Not this one! It has a built-in underwire bra, with adjustable straps and back hook. Cool, breathable cotton with touch of nylon/spandex. A perfect layering piece under a shirt, sweater or jacket.

White, pink, café au lait or black. Sizes 34-42 B, C, D, DD. Imported. Washable. #24799 $32.00

Call 1.800.547.1160 or visit www.NormThompson.com to order or request a catalog

Mention code H703



NormThompson®

escape from the ordinary®

For a free catalog or to place an order call 1.800.547.1160
or visit us at www.NormThompson.com

Mention code H703

Made for you.

Right down to your

browser window.



Click through every image. Read every tip. Or just find the product you need, fast.



Marvin.com helps plan your windows and doors, your way. It all clicks.

www.marvin.com

MARVIN Windows and Doors

Made for you.®

1-800-268-7644
in Canada, 1-800-263-6161

©2002 Marvin Windows and Doors. All rights reserved.
®Registered trademark of Marvin Windows and Doors.



Above New from Bose, the FreeSpace 51 in-ground speaker, $449 for two, becomes one with nature. Place speakers 25 feet apart for 3,800 square feet of coverage (and hope your neighbors don't cringe). *See Resource Guide for details.*

areas. But make sure to follow the manufacturers' guidelines for using waterproof cables to ensure your warranty. Most speakers require just one small cable from unit to source. Those cables can usually be painted to blend in with the landscape, so they run nearly invisibly along pergolas, house trim, or fences. Mount brackets for wireless speakers.

enlighten yourself

Automated lighting systems, such as Lutron's RadioRA, can be adapted for outdoor use and installed without rewiring to control lights from inside, outside, even the car. Lutron's HomeWorks system lets you program outdoor lighting schemes that automatically adjust by season and time of day. And face it: House-mounted floodlights can quickly kill the mood of an intimate dinner. So line a walkway with solar-powered lights or solar stepping stones (Plow & Hearth's models last up to eight hours). Solar lights can be staked into the ground; many glow for 10 hours. Cordless rechargeable lamps are great options, too.

Visit homemag.com for more on speakers.

our picks

System	Price	Kudos
Casio SY-4000 water-resistant portable TV	$349	The 4-inch color screen has a big-time, ultrabright picture designed for the outdoors, and antiglare technology. Plus, it's shock resistant.
Bose 251 environmental speakers	$398 a pair	Wider than usual sound spread. Handles extreme temperature ranges.
Cambridge Soundworks Outdoor 42, 52, and 62 all-weather speakers	$225 a pair	Paintable white finish. Natural sound. The guts are based on the design of the company's high-end Newton Series indoor loudspeaker line.



Great outdoor living...

begins under a Durasol Awning.

Durasol Retractable Awnings are designed to create a cool and natural extension to your home. They provide UV protection and conserve energy by lowering indoor temperatures. Every awning is custom-made and professionally installed, so you can choose from a variety of colors and styles to suit your needs and fit your lifestyle. Call today, and experience a whole new way to enjoy great outdoor living...at home!

DURASOL Awnings®

A Shade More Beautiful.

For more information or to contact your local dealer, call 888-822-0388 • durasol.com

home essentials

A COLLECTION OF must-haves TO COMPLETE YOUR HOME

Produced and written by **Michelle Rotman** ■ Photographed by **Erik Rank**

1. Keep It Cool Perfect at the beach, a picnic, even on the front porch, give your refreshments an ice cold bath in the kicky 10-inch-high red metal Party bucket, $49. Pottery Barn, 800-922-5507.

2. Scrub-a-Dub-Dub Perfect for even the trendiest kitchens, It's Not Your Mother's sponges, $15 for a set of 12, are antimicrobial and biodegradable, and they're safe for nonstick surfaces. Casabella, 800-841-4140. **3. What a Comeback** Ideal for lunch at the lake, the Retro Metal cooler, $70, brings back memories of summers gone by. Available in five colors. Sterling Giftware, sterlingstore.com.

4. Soap Dish New from architect Michael Graves, the glass and polished chrome soap dish, $177, is part of a bath accessories set that also includes a tumbler and lotion dispenser. Dornbracht USA, 800-774-1181. **5. Come to Grips** Soft-grip locking pliers, $17 for a set of two, stand out with their new nonslip rubberized handles that pony up comfort and leverage on the job. Vise-Grip, 800-866-5740. **6. Kitchen Kitsch** Add some character to the kitchen sink with these enamel-handled drain strainers, $12 each. Ruby Red Shoes, Crab, and Flamingo are three of the newest designs. Billy-Joe, 888-424-5595. **7. Fresh Flowers** Keep your baseball caps off the floor with these colorful wrought-iron floral hooks, $16 each, from Peddler's Home Design. At Home, 205-879-3510.

















Delight in everyday perfection.



ELKAY®

elkay.com

specialty collection sinks. Style that endures.

Quality System ISO 9001 Certified ©2003 Elkay

You'll start using the remote control
with your pinky up.



The Adina Sofa

LA-Z-BOY®

The new look of comfort™

©2003 La-Z-Boy Incorporated www.lazboy.com 1-800 MAKE A HOME



before & after

EASTON, NH

by the book

Binders full of remodeling dos and don'ts clipped from magazines guide a renovation to picture-perfect results

PRODUCED BY LAURA RYE LANG PHOTOGRAPHED BY ERIC ROTH STYLED AND WRITTEN BY JOANNA BOBER

The front porch, made 7 feet longer to align with the addition, commands a gracious view over the front yard, redolent with the fragrance from many lilac bushes.

after



before & after

after

KITCHEN: BLUE PAIL IN SINK (GARNET HILL), GREEN MAJOLICA PITCHER (DUCK SOUP). LIVING ROOM: SOFA (DEACON'S BENCH), DECORATIVE PILLOWS AND THROW ON SOFA AND RED SIDE TABLE (GARNET HILL), VASE ON SIDE TABLE (RESTORATION HARDWARE)



An idea saved from a magazine years ago inspired the owners to separate the kitchen and living areas with a paneled room divider

A generous bay window in the kitchen replaces what was once the front door. The owners shifted the main entry to the house's far end so it opens into the new addition. **Top right** There is little dividing the living room from the kitchen.



Nine years ago, when Toy Garfield was invited to a neighbor's party in her small New Hampshire town, she says she walked through the front door, looked around, and thought, "These people are living in my house." Filled with character and great light, the little clapboard house had what Garfield calls good bones. Fate smiled upon her several months later when the owner, an artist, decided to rent out the three-story house. Toy moved in, and when the owner finally decided to put the house on the market, she and her then-new husband, Doug, knew they had to buy it.

Built in 1952, the house was configured to suit the needs of the previous owner, who lived alone. The master bedroom and kitchen were located on the first floor, with one big open living room on the second floor where she would entertain friends, using a dumbwaiter to transport meals between the kitchen and the upstairs space. A third floor, divided into bedrooms served as attic storage.

Though they immediately updated the bathrooms and set up a small nursery for their new baby, the Garfields decided not to embark on major renovations until they had lived in the house for a few years. It seemed the best way to decide what they truly wanted to change. They figured on waiting at least five years before making major structural changes. Meanwhile, Toy read scores of shelter



Left A painted armoire in the living room stores books and old American crockery. **Opposite** The Garfields' four-year-old son, Dodge, plays on an antique-style bench in the foyer next to the mudroom, where storage bins keep toys and footwear tidy.

LIVING ROOM: PILLOW (ANTHROPOLOGIE), TOOLBOX (AMMONOOSUC RIVER TRADING COMPANY & MARKETPLACE), MUDROOM: PILLOWS ON BENCH (ANTHROPOLOGIE), RUG AND PAILS (GARNET HILL)

"I knew that I could figure out what we needed without an architect," explains Toy. So a savvy contractor was hired instead

magazines, tearing out examples of interiors she liked and those she didn't. The result was a "do book" and a "don't book"—both proved exceedingly useful once work began. Having worked in the retail sector most of her career (she's now with the catalog company, Garnet Hill), Toy knew that often "you get more of what you want with pictures than with words. I'd read horror stories in magazines about people who weren't able to communicate what they wanted to their builder or architect, and they ended up with expensive misunderstandings," she explains.

The Garfields met with a local architect, but in the end they decided to work directly with contractor Steve Chardon of Chardon Construction in nearby Franconia, New Hampshire. "I knew that I could figure out what we needed without an architect," explains Toy. "We hired Steve and began the process with a sort of think tank on the weekends—he'd come on Sunday mornings to drink coffee and brainstorm with us at the kitchen table. We had years of living in the space and all of the magazines to show him. Steve had a CAD [computer-aided design] system, and he used that to show us onscreen soon after how our ideas would translate visually. It was a great way to work together."

A new kitchen and a downstairs living room were at the very top of their wish list. "We wanted to make an addition to the house without it looking obviously new and out of sync with the original structure," says Toy. Expanding just the first floor to achieve the added living room created an awkward roofline. To remedy the problem, Chardon suggested they expand upward to include an extra room on the second floor. "I thought it would be double the money, but it wasn't true," says Toy. "The ground floor foundation constitutes most of the expense." Thus informed, the Garfields decided to revise the plans and build a master bedroom and bath over the new living room. The old first-floor master bedroom became the family room. Located on the opposite side of the kitchen from the living room, it's the perfect place for four-year-old Dodge to play while grownups cook and hang out nearby.

For the new kitchen, a magazine tear sheet she'd saved from years prior served as a visual guide. It showed a spacious kitchen with a central island, a dining area, and a paneled half-wall separating the eating space from the living room beyond. "I thought the [half-wall] was such a great way to divide two rooms," says Toy. "We had the page taped up on the wall; the



before & after

Toy designed the cubby holes in the mudroom to hold the family's outdoor footwear and colorful buckets filled to the brim with son Dodge's toys

before & after

A galaxy of paper stars and bright vintage-style Garnet Hill furniture and linens add a colorful sense of whimsy to a little boy's room

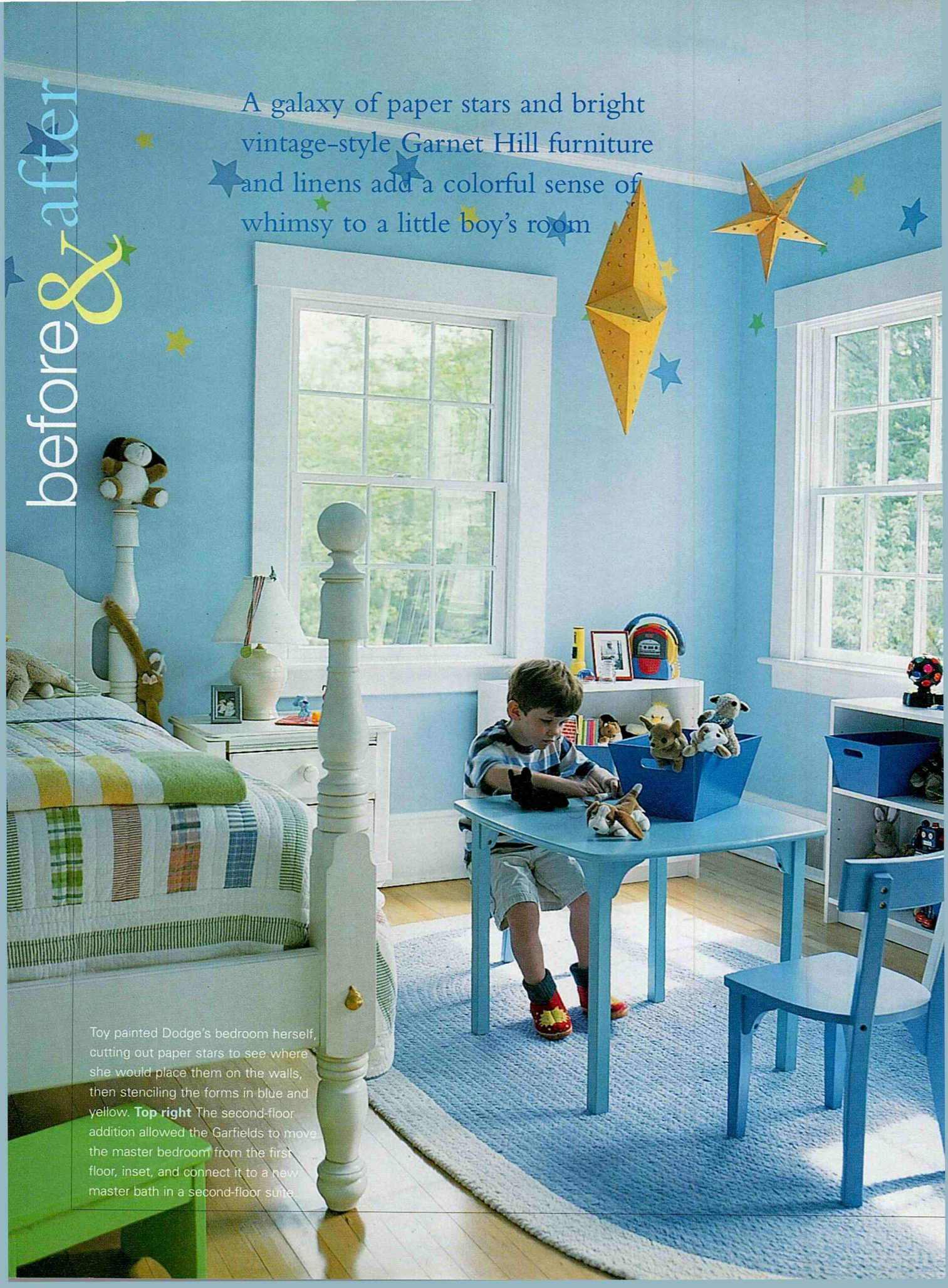

Toy painted Dodge's bedroom herself, cutting out paper stars to see where she would place them on the walls, then stenciling the forms in blue and yellow. **Top right** The second-floor addition allowed the Garfields to move the master bedroom from the first floor, inset, and connect it to a new master bath in a second-floor suite.

workmen loved it. If Steve didn't happen to be there, they knew exactly what it needed to look like. We used it as our guide to match the moldings, the woodwork—everything."

With the addition, they extended the front porch and moved the main entrance from its original, central location toward the far end of the house. A new mudroom with a tiled floor (the rest of the house has Vermont maple floors) adjoins the new main entryway. Sliding, paned pocket doors salvaged from the second floor frame a space where the family stows coats, gardening tools, skis, and toys. A windowed nook in the foyer was built next to the mudroom to fit a favorite antique-style bench that Toy purchased some years ago. "I wanted the flexibility of a piece of furniture instead of something built-in," explains Toy. "Someday I may want to replace that bench with a table."

Even though the bulk of the renovation is now complete, Toy's notebook of ideas and magazine tear sheets continues to grow. "My house is a lot like a cottage in many ways. It's casual and easy to maintain. I've always loved England and get inspired by English interiors. There's not much formality about me, and I think that's reflected in our home." Lately, she's collected ideas for paint colors and accessories. The next big project involves landscaping with lots of color and texture—"but that's another four or five years from now," she laughs.





Right While suited to the previous owner's artistic sensibilities, the home's original layout, with a large second-floor studio used as entertaining space, wasn't conducive to family life. **Below** To maintain the symmetry of the architecture, the Garfields added a two-story addition, with a new living room located on the first floor and a master suite on the second. The island kitchen layout was inspired by one Toy had clipped from a magazine. *See Resource Guide for details.*

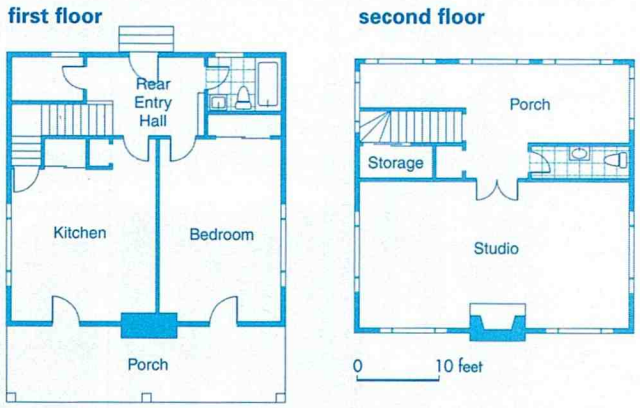

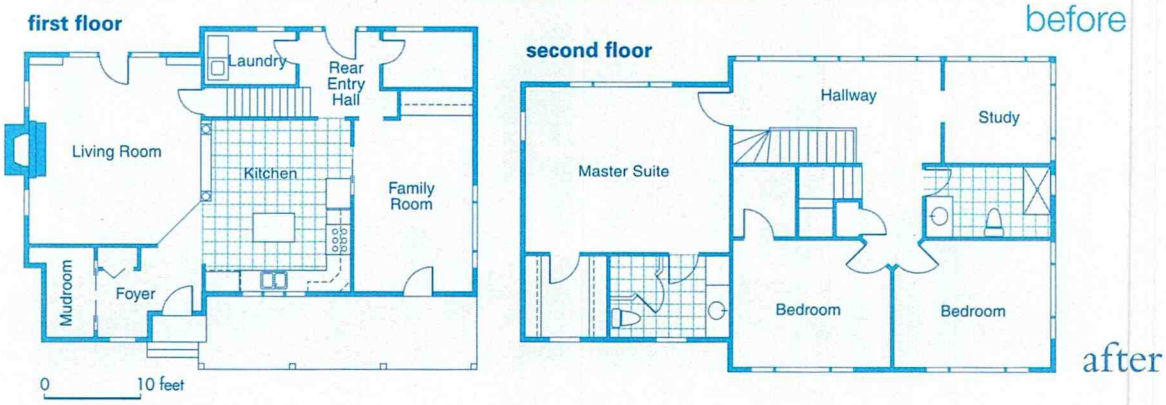







1. Colorful plates are displayed next to the range in an open rack with slots made from dowels. **2. Toy, with Dodge** and furry friend, explores the yard with an eye toward future improvements. **3. Star-shaped paper lights** echo the motif Toy hand-stenciled onto her son's azure bedroom walls. **4. A wooden gardening shed** adds charm and useful storage to the backyard and mirrors the old New England architecture of the main house. **5. These antique hooks** have led several useful lives: They once held coats in the entryway, then hats in the bedroom, and now towels in the new master bath.







A BRILLIANT SELECTION, A VIVID PROMISE.



©2003 JELD-WEN, inc. JELD-WEN and Pozzi are registered trademarks of JELD-WEN, inc., Oregon, USA.

For lasting durability, choose beautiful clad-wood windows and patio doors from Pozzi. Our wood exteriors can be covered with protective metal cladding, which we offer in a limitless array of colors. What's more, our cladding never needs to be painted, and it's guaranteed for 20 years (even in coastal areas).
To learn more, visit **www.pozzi.com/colors.**

POZZI
WOOD WINDOWS®
Part of the JELD-WEN family

(P18)

cheap-chic style ideas

Go ahead: Steal our 30 stellar decorating tricks—we won't tell

Suddenly it hits you: Your living room looks tired, the kitchen dull, your bedroom bland. Luckily, you don't need a hefty bank account or endless free time to bring these spaces back to life. Whether you're looking to transform the whole house at once, or freshen up one room at a time, you can achieve maximum effect with minimal effort, time, and expense. To prove our point, we've come up with a list of smart, surefire style ideas. Use them to inspire your inner decorator the next time you have a day, evening, or weekend to spare.

Written by John Loecke

1. Edit your surroundings. Chances are you don't need anything new. Just give away whatever you no longer like and rearrange the rest.



2. Bring embroidered, satin, striped, checked, and floral-print sheets from the bed to the windows. You don't need to be a seamstress to pull off this project. Just cut open the ends of the deep hem at the top of a flat sheet and slide a decorative curtain rod through the pocket. Or you can create a soft swag by draping the sheet over the rod.

3. Lean a wooden ladder against a wall to hang throws or towels. Paint it or leave it au naturel. Your guests will take note of your rustic creativity.

4. Stack vintage suitcases next to the sofa for an instant end table with ample storage space.



5. Buy a quart of paint in a vibrant hue that contrasts with the color of your home, then brush it on the front door for an unforgettable first impression.

6. Paint a headboard directly on the wall, if you're currently making do with a bed frame only. Use painter's masking tape to indicate the design, and unleash your artistic side by coloring in the lines.



7. Scout flea markets and yard sales for bundles of vintage fabric and linens that you can use to make decorative pillows. Cut and stitch the fabric to fit around a premade pillow form. Add a trim of your choice for a personal touch.

8. Don't stash your quilt when winter's through. Instead, put it to work as art. Simply suspend the quilt from a wall-mounted curtain rod using ring-style clips.

9. Treat the sofa to a new outfit. Buy a ready-made slipcover, or make your own using a plain dustcover and a pack of fabric dye.



10. Dress up dull kitchen cabinets with new knobs and pulls. Whether you choose sleek stainless steel handles, or Victorian-style glass knobs, new hardware will add instant personality.

11. Give dimension to lackluster walls with decorative paint finishes. Pick up a kit with the supplies you need at your local home center.

PHOTOGRAPHS: ELIZABETH WHITING & ASSOCIATES (PILLOWS), COURTESY OF ANTHROPOLOGIE (KNOBS), AND GETTY IMAGES (SUITCASES AND SHEETS)

Welcome to

Thomas Kinkade's Seaside Village

A Hawthorne FIRST featuring lighted sculptures—*AND A REAL MOVING WATER WHEEL*—inspired by originals from

THOMAS KINKADE
Painter of Light™



They Light Up!

"Guiding Point Lighthouse"

"Stonebrook Mill"

"Sweetheart Bridge"

"Sweetheart Cottage"

Water wheel really works!

"Guiding Point Lighthouse" is approximately 10 inches high and comes with the FREE figurine of the artist himself, Thomas Kinkade!



Three figurines and six-piece light set—a $75 Value—are yours FREE!

The *Painter of Light*™ transports you to a radiant seaside village where splashing water and glowing lights cast a hush over the harbor. **Begin with "Guiding Point Lighthouse" and FREE artist figurine!** Afterwards, you can look forward to more lighted sculptures sent about every other month. Your second issue "Stonebrook Mill," comes with a ***working water wheel!*** This is a limited-time offer and strong demand is expected from the legion of Thomas Kinkade collectors. So don't wait—simply complete and mail the coupon.

collectiblestoday.com Home of Hawthorne Village and All Things Collectible

©2003 Hawthorne Village
©2003 Thomas Kinkade, Media Arts Group, Inc., Morgan Hill, CA 79731-BIUD

Yes! Please enter my charter subscription for the illuminated *Thomas Kinkade's Seaside Village* collection, starting with "Guiding Point Lighthouse." I will SEND NO MONEY NOW. I will be billed the first of three easy payments of $16.65* for my first sculpture and **FREE** figurine before they are shipped. Subsequent sculptures and figurines will be shipped approximately every other month.

Timing is critical—don't miss out!

Limited Time Offer—Please Respond Promptly

Mrs. Mr. Ms.
Name (PLEASE PRINT CLEARLY)

Address Apt. No.

City State Zip

Signature 49158-E86801

*Plus $6.99 postage and handling. Illinois residents add state sales tax. Pending credit approval. Please allow 4-6 weeks for delivery.

HAWTHORNE VILLAGE®

Hawthorne Village, 9210 N. Maryland St. Niles, IL 60714-1322

...style ideas

12. Get sassy under the covers. Shop sales for one-of-a-kind sheets, dust ruffles, shams, and blankets that share a common color or theme; combine them to create a breakout look in the bedroom.

13. Dress bare walls with your children's artwork. You'll find a slew of simple black-metal frames complete with mattes at most discount stores.

14. Find new uses for traditional wall treatments. For instance, hang wallpaper borders vertically across a wall to create a sophisticated striped pattern.

15. Install crown molding on a naked ceiling. Pick from the myriad styles at your local home center. All you need is a hammer, saw, and finishing nails.

16. Hang mirrors to add depth and dimension to small spaces. For an eclectic look, use mirrors of various shapes and sizes, and hang them on a single wall.

17. Say good-bye to gloom. Follow the advice of decorating legend Elsie de Wolf and paint ultradark woodwork a bright white.



18. Pound the pavement. Scout around for used items in need of minor repairs, such as a chair with a ripped cushion. You've heard it before: A neighbor's junk can become your treasure.

19. Turn ordinary fabric shades into window coverings that wow. Use enamel-based paint to perk up a white window shade. Then, imprint a pattern with stamps made of craft foam.

20. Transform old dish towels into café curtains. Simply cut and hem them to fit the dimensions of your windows. Then hang up your handiwork with clip-on curtain rings.

21. Mix and match. Pair a floral chair with a striped sofa. A check with a paisley. The look will work as long as the two pieces share a color or two.



22. Bring the outdoors in. Dress up the living room with a pretty vase or two filled with fresh-cut flowers gathered from the garden.

23. Adorn the hand-me-down armoire from Aunt Thelma with dazzling new drawer pulls, and, of course, a fresh coat of glossy paint wouldn't hurt. As long as you can live with the shape, have fun playing around with the rest.

24. Conceal a bare lightbulb with a colorful Chinese paper lantern. Better yet, string an entire line of them along the ceiling for an instant exotic ambience.

25. Remove kitchen cabinet doors and paint or paper the insides. It's easier and much less expensive than refacing all your cabinetry. Use the doorless cabinets to display dishes and other prized collections.

26. Add instant vintage appeal. Give a new chair or table the well-worn look of an antique by applying flat-finish paint; once it has dried, hand-sand the edges of the furniture to expose the color underneath.



27. Snag an empty crate from the local farmers' market, lightly sand any rough spots, then tip it on its side for a rustic end table filled with tall books.

28. Paint a faux rug on the floor in the center of the room. Better yet, stencil a pattern across the entire area using a floor-specific paint.

29. Cover your walls with vintage maps, newspapers, or pictures cut from your favorite books. Use wallpaper paste to stick them to the wall.

30. Shop fabric stores for beaded fringe, rickrack, and other fancy trims. Apply these ornaments with a glue gun to dress up an ordinary lampshade.

PHOTOGRAPHS: ELIZABETH WHITING & ASSOCIATES (FLOWERS AND KITCHEN) AND GETTY IMAGES (CHAIR)

G.Q. marries I.Q.

tal temperature controls • contoured doors • brightspace interior • gallon door storage • shelfsaver beverage rack



ension baskets • multiple electronic sensors • sculptured handles • integrated icemaker • slide-out spill-proof shelv

What happens when style and intelligence spend time together? You get the GE Profile™ refrigerator. The freezer's on the bottom. The refrigerator's on the top. So the design isn't just easy on the eyes, it makes all of your fresh food easy to see and reach.

On the technical side, it has advanced features like multiple electronic sensors and a multiflow air system to help keep food fresher longer. Why not let your local GE Profile dealer arrange a marriage like this in your kitchen?

GE Profile™
GEAppliances.com

imagination at work

questions FROM YOU, answers FROM US



Keeping it Real

Q We recently purchased a Victorian home that was built in the late 1800s. The exterior of the house is white, with some gray on the porch floor and steps. We'd like to paint the exterior but wonder if there's some sort of **historically accurate color palette guide** for old homes. My husband does not like green and would like to keep everything white except for the architectural details.—*Cindy Walberg, Dell Rapids, South Dakota*

A Don't worry about being historically accurate says James Martin, owner of The Color People (800-541-7174, colorpeople.com), a Denver, Colorado-based architectural color consulting firm. "It's more important to most people that their house look pleasing rather than museumlike." And painting your house in up-to-date colors can increase your property value. But if you'd like to stay true to form, Martin says, follow the Victorian aesthetic, which called for homes in natural colors (see above) so they'd blend with the environment. He notes that mid-1800s colors were *continued on page 62*

where can i find...

the creamy **paint color** used in the gorgeous kitchen from "Out of the Box" (Before & After, April 2003)? Thanks for your help.—*Rosa Hernandez, Santa Clarita, California*



A The paint color, shown right, was custom mixed to the homeowners' specifications of 25 percent pigment: One part Mayonnaise #4510 by Duron Paints and Wallcoverings to three parts white base paint. For more information, call 800-723-8766 or log on to duron.com.

Ask the pros...

Lou Manfredini

is the home contributor on NBC's ***Today Show*** and Ace Hardware's **Helpful Hardware Man**

Q My husband and I are remodeling our home, which includes a master bedroom suite. We're having a shower stall built in our bath and wonder if it would be cost-effective to install a **tankless water heater** solely for the unit. Our family includes four children, which means morning showers drain the tank. Would you go with electric or gas, and which brand do you recommend? Thanks so much.—*Patricia McGregor, Pacifica, California*

A It's good to dream. I am the unofficial drumbeater for tankless water heaters. As a matter of fact, the technology has been around for more than 70 years, and many European countries heat their water this way. When the tankless water heaters are running, you can take shower after shower after shower, and never run out of water! And when the showers are not in use, the tankless water heaters use no energy. But they do have limitations. The smaller units are only able to pump about 2.2 gallons a minute, which is enough for only one shower head. And those units retail for about $400. The larger heaters can pump double the amount of smaller units, but retail for approximately $1,500. I like the gas-fired AquaStar by Bosch. For more information, call 866-333-2725, or visit controlledenergy .com.



PHOTOGRAPH: MICHAEL DERSIN (KITCHEN)



Sometimes it seems your seasonal allergies want to make you miserable in as many ways as they can. That's when you need the multi-symptom relief of Allegra. Allegra is specifically designed to block the histamine that triggers allergic responses like runny nose, itchy eyes and scratchy throat. Which may be one reason it's the number one prescription antihistamine. Allegra is for people 12 and older. Side effects are low and may include headache, cold or back pain. Talk to your doctor about Allegra.



Allegra. So Much Relief for So Many Symptoms.

For more information call 1-800-allegra. Join the extras program @ allegra.com.
Please see additional important information on next page.

Aventis © 2003 Aventis Pharmaceuticals Inc. ALG-JA-6368-1

Brief Summary of
Prescribing Information as of January 2003

ALLEGRA®
(fexofenadine hydrochloride)
Capsules and Tablets

INDICATIONS AND USAGE
Seasonal Allergic Rhinitis
ALLEGRA is indicated for the relief of symptoms associated with seasonal allergic rhinitis in adults and children 6 years of age and older. Symptoms treated effectively were sneezing, rhinorrhea, itchy nose/palate/throat, itchy/watery/red eyes.
Chronic Idiopathic Urticaria
ALLEGRA is indicated for treatment of uncomplicated skin manifestations of chronic idiopathic urticaria in adults and children 6 years of age and older. It significantly reduces pruritus and the number of wheals.

CONTRAINDICATIONS
ALLEGRA is contraindicated in patients with known hypersensitivity to any of its ingredients.

PRECAUTIONS
Drug Interaction with Erythromycin and Ketoconazole
Fexofenadine hydrochloride has been shown to exhibit minimal (ca. 5%) metabolism. However, co-administration of fexofenadine hydrochloride with ketoconazole and erythromycin led to increased plasma levels of fexofenadine hydrochloride. Fexofenadine hydrochloride had no effect on the pharmacokinetics of erythromycin and ketoconazole. In two separate studies, fexofenadine hydrochloride 120 mg twice daily (two times the recommended twice daily dose) was co-administered with erythromycin 500 mg every 8 hours or ketoconazole 400 mg once daily under steady state conditions to normal, healthy volunteers (n=24, each study). No differences in adverse events or QT_c interval were observed when patients were administered fexofenadine hydrochloride alone or in combination with erythromycin or ketoconazole. The findings of these studies are summarized in the following table:

Effects on steady-state fexofenadine hydrochloride pharmacokinetics after 7 days of co-administration with fexofenadine hydrochloride 120 mg every 12 hours (two times the recommended twice daily dose) in normal volunteers (n=24)

Concomitant Drug	$C_{max ss}$ *(Peak plasma concentration)*	$AUC_{(0-12h)}$ *(Extent of systemic exposure)*
Erythromycin (500 mg every 8 hrs)	+82%	+109%
Ketoconazole (400 mg once daily)	+135%	+164%

The changes in plasma levels were within the range of plasma levels achieved in adequate and well-controlled clinical trials.
The mechanism of these interactions has been evaluated in *in vitro, in situ,* and *in vivo* animal models. These studies indicate that ketoconazole or erythromycin co-administration enhances fexofenadine gastrointestinal absorption. *In vivo* animal studies also suggest that in addition to increasing absorption, ketoconazole decreases fexofenadine hydrochloride gastrointestinal secretion, while erythromycin may also decrease biliary excretion.
Drug Interactions with Antacids
Administration of 120 mg of fexofenadine hydrochloride (2 x 60 mg capsule) within 15 minutes of an aluminum and magnesium containing antacid (Maalox®) decreased fexofenadine AUC by 41% and C_{max} by 43%. ALLEGRA should not be taken closely in time with aluminum and magnesium containing antacids.
Carcinogenesis, Mutagenesis, Impairment of Fertility
The carcinogenic potential and reproductive toxicity of fexofenadine hydrochloride were assessed using terfenadine studies with adequate fexofenadine hydrochloride exposure (based on plasma area-under-the-concentration vs. time [AUC] values). No evidence of carcinogenicity was observed in an 18-month study in mice and in a 24-month study in rats at oral doses up to 150 mg/kg of terfenadine (which led to fexofenadine exposures that were respectively approximately 3 and 5 times the exposure from the maximum recommended daily oral dose of fexofenadine hydrochloride in adults and children).
In *in vitro* (Bacterial Reverse Mutation, CHO/HGPRT Forward Mutation, and Rat Lymphocyte Chromosomal Aberration assays) and *in vivo* (Mouse Bone Marrow Micronucleus assay) tests, fexofenadine hydrochloride revealed no evidence of mutagenicity.
In rat fertility studies, dose-related reductions in implants and increases in postimplantation losses were observed at an oral dose of 150 mg/kg of terfenadine (which led to fexofenadine hydrochloride exposures that were approximately 3 times the exposure of the maximum recommended daily oral dose of fexofenadine hydrochloride in adults).
Pregnancy
Teratogenic Effects: Category C. There was no evidence of teratogenicity in rats or rabbits at oral doses of terfenadine up to 300 mg/kg (which led to fexofenadine exposures that were approximately 4 and 31 times, respectively, the exposure from the maximum recommended daily oral dose of fexofenadine in adults).
There are no adequate and well controlled studies in pregnant women. Fexofenadine should be used during pregnancy only if the potential benefit justifies the potential risk to the fetus.
Nonteratogenic Effects. Dose-related decreases in pup weight gain and survival were observed in rats exposed to an oral dose of 150 mg/kg of terfenadine (approximately 3 times the maximum recommended daily oral dose of fexofenadine hydrochloride in adults based on comparison of fexofenadine hydrochloride AUCs).
Nursing Mothers
There are no adequate and well-controlled studies in women during lactation. Because many drugs are excreted in human milk, caution should be exercised when fexofenadine hydrochloride is administered to a nursing woman.
Pediatric Use
The recommended dose in patients 6 to 11 years of age is based on cross-study comparison of the pharmacokinetics of ALLEGRA in adults and pediatric patients and on the safety profile of fexofenadine hydrochloride in both adult and pediatric patients at doses equal to or higher than the recommended doses.
The safety of ALLEGRA tablets at a dose of 30 mg twice daily has been demonstrated in 438 pediatric patients 6 to 11 years of age in two placebo-controlled 2-week seasonal allergic rhinitis trials. The safety of ALLEGRA for the treatment of chronic idiopathic urticaria in patients 6 to 11 years of age is based on cross-study comparison of the pharmacokinetics of ALLEGRA in adult and pediatric patients and on the safety profile of fexofenadine in both adult and pediatric patients at doses equal to or higher than the recommended dose.
The effectiveness of ALLEGRA for the treatment of seasonal allergic rhinitis in patients 6 to 11 years of age was demonstrated in one trial (n=411) in which ALLEGRA tablets 30 mg twice daily significantly reduced total symptom scores compared to placebo, along with extrapolation of demonstrated efficacy in patients ages 12 years and above, and the pharmacokinetic comparisons in adults and children. The effectiveness of ALLEGRA for the treatment of chronic idiopathic urticaria in patients 6 to 11 years of age is based on an extrapolation of the demonstrated efficacy of ALLEGRA in adults with this condition and the likelihood that the disease course, pathophysiology and the drug's effect are substantially similar in children to that of adult patients. The safety and effectiveness of ALLEGRA in pediatric patients under 6 years of age have not been established.
Geriatric Use
Clinical studies of ALLEGRA tablets and capsules did not include sufficient numbers of subjects aged 65 years and over to determine whether this population responds differently from younger patients. Other reported clinical experience has not identified differences in responses between the geriatric and younger patients. This drug is known to be substantially excreted by the kidney, and the risk of toxic reactions to this drug may be greater in patients with impaired renal function. Because elderly patients are more likely to have decreased renal function, care should be taken in dose selection, and may be useful to monitor renal function. (See CLINICAL PHARMACOLOGY).

ADVERSE REACTIONS
Seasonal Allergic Rhinitis
Adults. In placebo-controlled seasonal allergic rhinitis clinical trials in patients 12 years of age and older, which included 2461 patients receiving fexofenadine hydrochloride capsules at doses of 20 mg to 240 mg twice daily, adverse events were similar in fexofenadine hydrochloride and placebo-treated patients. All adverse events that were reported by greater than 1% of patients who received the recommended daily dose of fexofenadine hydrochloride (60 mg capsules twice daily), and that were more common with fexofenadine hydrochloride than placebo, are listed in Table 1.
In a placebo-controlled clinical study in the United States, which included 570 patients aged 12 years and older receiving fexofenadine hydrochloride tablets at doses of 120 or 180 mg once daily, adverse events were similar in fexofenadine hydrochloride and placebo-treated patients. Table 1 also lists adverse experiences that were reported by greater than 2% of patients treated with fexofenadine hydrochloride tablets at doses of 180 mg once daily and that were more common with fexofenadine hydrochloride than placebo.
The incidence of adverse events, including drowsiness, was not dose-related and was similar across subgroups defined by age, gender, and race.

Table 1
Adverse experiences in patients ages 12 years and older reported in placebo-controlled seasonal allergic rhinitis clinical trials in the United States

Twice daily dosing with fexofenadine capsules at rates of greater than 1%

Adverse experience	*Fexofenadine 60 mg Twice Daily (n=679)*	*Placebo Twice Daily (n=671)*
Viral Infection (cold, flu)	2.5%	1.5%
Nausea	1.6%	1.5%
Dysmenorrhea	1.5%	0.3%
Drowsiness	1.3%	0.9%
Dyspepsia	1.3%	0.6%
Fatigue	1.3%	0.9%

Once daily dosing with fexofenadine hydrochloride tablets at rates of greater than 2%

Adverse experience	*Fexofenadine 180 mg once daily (n=283)*	*Placebo (n=293)*
Headache	10.6%	7.5%
Upper Respiratory Tract Infection	3.2%	3.1%
Back Pain	2.8%	1.4%

The frequency and magnitude of laboratory abnormalities were similar in fexofenadine hydrochloride and placebo-treated patients.
Pediatric. Table 2 lists adverse experiences in patients aged 6 to 11 years of age which were reported by greater than 2% of patients treated with fexofenadine hydrochloride tablets at a dose of 30 mg twice daily in placebo-controlled seasonal allergic rhinitis studies in the United States and Canada that were more common with fexofenadine hydrochloride than placebo.

Table 2
Adverse experiences reported in placebo-controlled seasonal allergic rhinitis studies in pediatric patients ages 6 to 11 in the United States and Canada at rates of greater than 2%

Adverse experience	*Fexofenadine 30 mg twice daily (n=209)*	*Placebo (n=229)*
Headache	7.2%	6.6%
Accidental Injury	2.9%	1.3%
Coughing	3.8%	1.3%
Fever	2.4%	0.9%
Pain	2.4%	0.4%
Otitis Media	2.4%	0.0%
Upper Respiratory Tract Infection	4.3%	1.7%

Chronic Idiopathic Urticaria
Adverse events reported by patients 12 years of age and older in placebo-controlled chronic idiopathic urticaria studies were similar to those reported in placebo-controlled seasonal allergic rhinitis studies. In placebo-controlled chronic idiopathic urticaria clinical trials, which included 726 patients 12 years of age and older receiving fexofenadine hydrochloride tablets at doses of 20 to 240 mg twice daily, adverse events were similar in fexofenadine hydrochloride and placebo-treated patients. Table 3 lists adverse experiences in patients aged 12 years and older which were reported by greater than 2% of patients treated with fexofenadine hydrochloride 60 mg tablets twice daily in controlled clinical studies in the United States and Canada and that were more common with fexofenadine hydrochloride than placebo. The safety of fexofenadine hydrochloride in the treatment of chronic idiopathic urticaria in pediatric patients 6 to 11 years of age is based on the safety profile of fexofenadine hydrochloride in adults and adolescent patients at doses equal to or higher than the recommended dose (see Pediatric Use).

Table 3
Adverse experiences reported in patients 12 years and older in placebo-controlled chronic idiopathic urticaria studies in the United States and Canada at rates of greater than 2%

Adverse experience	*Fexofenadine 60 mg twice daily (n=186)*	*Placebo (n=178)*
Back Pain	2.2%	1.1%
Sinusitis	2.2%	1.1%
Dizziness	2.2%	0.6%
Drowsiness	2.2%	0.0%

Events that have been reported during controlled clinical trials involving seasonal allergic rhinitis and chronic idiopathic urticaria patients with incidences less than 1% and similar to placebo and have been rarely reported during postmarketing surveillance include: insomnia, nervousness, and sleep disorders or paroniria. In rare cases, rash, urticaria, pruritus and hypersensitivity reactions with manifestations such as angioedema, chest tightness, dyspnea, flushing and systemic anaphylaxis have been reported.

OVERDOSAGE
Reports of fexofenadine hydrochloride overdose have been infrequent and contain limited information. However, dizziness, drowsiness, and dry mouth have been reported. Single doses of fexofenadine hydrochloride up to 800 mg (six normal volunteers at this dose level), and doses up to 690 mg twice daily for 1 month (three normal volunteers at this dose level) or 240 mg once daily for 1 year (234 normal volunteers at this dose level) were administered without the development of clinically significant adverse events as compared to placebo.
In the event of overdose, consider standard measures to remove any unabsorbed drug. Symptomatic and supportive treatment is recommended.
Hemodialysis did not effectively remove fexofenadine hydrochloride from blood (1.7% removed) following terfenadine administration.
No deaths occurred at oral doses of fexofenadine hydrochloride up to 5000 mg/kg in mice (110 times the maximum recommended daily oral dose in adults and 200 times the maximum recommended daily oral dose in children based on mg/m^2) and up to 5000 mg/kg in rats (230 times the maximum recommended daily oral dose in adults and 400 times the maximum recommended daily oral dose in children based on mg/m^2). Additionally, no clinical signs of toxicity or gross pathological findings were observed. In dogs, no evidence of toxicity was observed at oral doses up to 2000 mg/kg (300 times the maximum recommended daily oral dose in adults and 530 times the maximum recommended daily oral dose in children based on mg/m^2).

DOSAGE AND ADMINISTRATION
Seasonal Allergic Rhinitis
Adults and Children 12 Years and Older. The recommended dose of ALLEGRA is 60 mg twice daily, or 180 mg once daily. A dose of 60 mg once daily is recommended as the starting dose in patients with decreased renal function (see CLINICAL PHARMACOLOGY).
Children 6 to 11 Years. The recommended dose of ALLEGRA is 30 mg twice daily. A dose of 30 mg once daily is recommended as the starting dose in pediatric patients with decreased renal function (see CLINICAL PHARMACOLOGY).
Chronic Idiopathic Urticaria
Adults and Children 12 Years and Older. The recommended dose of ALLEGRA is 60 mg twice daily. A dose of 60 mg once daily is recommended as the starting dose in patients with decreased renal function (see CLINICAL PHARMACOLOGY).
Children 6 to 11 Years. The recommended dose of ALLEGRA is 30 mg twice daily. A dose of 30 mg once daily is recommended as the starting dose in pediatric patients with decreased renal function (see CLINICAL PHARMACOLOGY).
Please see product circular for full prescribing information.
Rx only
Brief Summary of Prescribing Information as of January 2003
Aventis Pharmaceuticals Inc.
Kansas City, MO 64137 USA
US Patents 4,254,129; 5,375,693; 5,578,610
©2003 Aventis Pharmaceuticals Inc.
www.allegra.com
allb0103Aj



generally lighter, and in the late 1800s they were darker. Check out the historical color lines offered by a number of paint manufacturers such as Martin Senour Paints (800-677-5270, martinsenour.com) and Benjamin Moore (888-236-6667, benjaminmoore.com).

First choose a body color, one that will blend with your roof and will be more neutral than a pastel (which, in your husband's case, will be some shade of white). Next, pick your trim color, perhaps an off-white (an extreme white will look too cold and glaring) that will complement the body color. Try a rich hue for architectural details such as shutters and doors.

If you don't feel confident going it alone, ask Martin for some personal expert advice. His company has more than 20 years of experience designing custom color schemes for satisfied homeowners across America through The Color People's mail-order service.

Hearth and Home

Q My husband and I are remodeling our kitchen and are interested in building a cook-in, or **cooking fireplace.** We'd like it to be the same level as our countertops and perhaps have a wood-fired oven incorporated into it. The problem is we can't find any information.—*Karla Lonergan, Naperville, Illinois*



You gotta be in it to **win it!** Visit **homemag.com** for a chance to snag this **lattice potting bench** by Smith & Hawken (a $350 value). For details, log on to our website from June 10 to August 10, 2003.



This **multipurpose 12-pound wheelbarrow** handles loads weighing up to 110 pounds and folds flat for easy storage. It can be yours for just $39.95. See page 114 for details.

special offer

A) Look into the Los Angeles-based company, EarthStone Wood-Fire Ovens (800-840-4915, earthstoneovens.com), founded by Maurice Sabbagh. It specializes in wood-fired ovens for both commercial and residential use, much like the one shown opposite top. Sabbagh sells kits that can be shipped anywhere; each kit includes an installation how-to video for your local mason. You can also purchase preassembled ovens. For a standard version, expect to pay from $5,000 to $6,000. And hey, the celebs like 'em: Actor Nicolas Cage has three of Sabbagh's ovens and loves cooking pizza in them. A local fireplace designer can help you, too. Jim Buckley, a Port Townsend, Washington, fireplace designer (360-385-9974, rumford.com) partners with the Superior Clay Corporation (800-848-6166, superiorclay.com), which supplies the materials, to make all kinds of residential fireplaces. About $5,000 (including labor) should score you a nifty cooking fireplace. Buckley draws the specs, and Superior ships you the parts from its Illinois distributor. You'll need to hire a local mason for installation.

CORRECTIONS

- May 2003, page 26: The pricing for James Hardie's prepainted Redwood fiber-cement siding is $1 to $1.30 per square foot uninstalled.
- May 2003, page 68: The Castillo line from Giati Designs is made of hand-cast aluminum.
- **The deadline for entries in our Kitchen Makeover Contest has been extended to July 15, 2003.**

WRITE *HOME* WITH YOUR QUESTIONS AND COMMENTS

Please include your full name, and city and state of residence. Note that printed letters may be edited for length and clarity.

Home Magazine
1633 Broadway
41st Floor, Room 1303B
New York, NY 10019

E-MAIL
homeeditor@hfmus.com

VISIT OUR WEBSITE
homemag.com

SUBSCRIPTION INQUIRIES
home@neodata.com, 850-682-7654



Victorian revival



Produced and written by Nicky Cirone and Jennifer Jones ■ Photographed by Erik Rank

Home-improvement expert Ron Hazelton offers advice to first-time homeowners





Top Jason and Heidi Wright invited us to their new home for a tour. **Inset** The couple chats with Ron Hazelton about renovation projects. **Above** Home sweet home is an 1899 brick Victorian in New York's Hudson Valley.

C'mon admit it. We've all dreamt of buying a spacious 19th-century house and fixing it up. But with vintage charm comes the debate: Stay true to the home's original character or modernize for comfort and efficiency? We found a couple who's committed to doing both. After renting in New York City for several years, Jason and Heidi Wright started looking for a home in the Hudson River valley. They found a 4,000-square-foot 1899 brick Victorian in upstate New York, so we simply couldn't resist dropping by—and bringing the host of the nationally syndicated *Ron Hazelton's HouseCalls*—to discuss how to update their antique abode. So whether you're on the prowl for a new place, or just secretly yearning for one, take a look at five areas ripe for renovation and how to tackle the job. ➤


Personal Retreat with Forever Fresh, Bronze Statue
It's not the champagne.
MOHAWK
Mohawk makes the room
CARPET • HARDWOOD • CERAMIC TILE • RUGS • 1-800-2-MOHAWK • MOHAWKFLOORING.COM

Victorian...



Above Knocking out one wall will create a welcome flow from kitchen to living room, but the Wrights will lose some precious cabinet space. **Center right** Ron estimates that the home's only furnace is about 15 years old.

kitchen

WHAT THEY HAVE Cramped quarters, an obtrusive counter, and a room secluded from the rest of the house.

WHAT THEY WANT The Wrights are big on cooking and entertaining friends, so they would like to open up the wall between the kitchen and living room and create a social space ideal for mingling with guests while babysitting the soufflé.

HAZELTON SUGGESTS First, decide if this is a do-it-yourself project or best left to a pro. Next, note all of the dimensions of the room and invest in a sophisticated, yet easy-to-use computer design program, such as *SketchUp* (303-245-0086, sketchup.com)—creating mock-ups is a snap with it. Design with accessibility in mind. One caveat: Knocking out a wall will cost you cabinet space.

QUICK TIP Stick with standard cabinet depths. Though it's tempting to amend, it'll be both difficult and expensive to find the right fixtures down the road.

EXPECT TO SPEND About $4,500 to knock out the wall; another $10,000 to $80,000 to install new cabinets.

heating

WHAT THEY HAVE Heating a 13-room place isn't fun, especially when there are only two people living there. The home is currently outfitted with a single zone—meaning there's only one thermostat for the entire house.

WHAT THEY WANT To install zones—up to five—so they can customize the temperature in different areas, eliminate drafts, and evenly distribute the heat, thus lowering energy bills.

HAZELTON SUGGESTS Bring in a heating specialist to examine the existing pipes in the basement. If the pipes are in decent condition, you should be able to create an additional zone now, or at least a portion of one. Remember to get an estimate on the age of the furnace.

QUICK TIP Replace older thermostats with modern programmable, digital types. The Wrights should consider installing the thermostats in the most frequented living areas.

EXPECT TO SPEND About $4,000 to $5,000 to replace the boiler alone; upwards of $10,000 to create multiple zones.





Above The Wrights would love to preserve this bare, rustic floor, but it's a messy job. Hazelton's advice? Hire a pro and take a vacation. **Above right** Hazelton takes a sneak peek under the carpet, pulling it up in a discreet location.

flooring



WHAT THEY HAVE Past-its-prime wall-to-wall salmon-hued carpet in the parlor, living room, and dining room. It's reminiscent of Grandma's house and needs to go, quickly.

WHAT THEY WANT To restore the original pine floors.

HAZELTON SUGGESTS Rip up a piece of the carpet to find out what's really under there, and then scrape off several coats of finish with a knife. In this case, Ron discovered the same wide-plank yellow pine that's upstairs. Pull up the rest of the carpet to see if the floor is in consistent shape, or if there are patches and holes to repair. Restoring floors takes serious sanding; leave it to a pro since pine is a soft wood and extremely vulnerable to gouging by inexperienced renovators. Other flooring options include recarpeting (the easiest and least expensive way to go), prefinished floating-wood, engineered-wood, solid-wood, or laminate floors.

QUICK TIP If pulling up any wood, salvage the lumber to use on future projects. Since wood in older homes can have unusual dimensions, it may be difficult to find today.

EXPECT TO SPEND $2.35 a square foot to sand, stain, and varnish floors in three rooms.


Quarrystone, The Slate Collection, Forest
Always take the scenic route.
MOHAWK
Mohawk makes the room
CARPET • HARDWOOD • CERAMIC TILE • RUGS • 1-800-2-MOHAWK • MOHAWKFLOORING.COM

Victorian...





Left The old front entry doors need an extra dead bolt for security. **Above** To prevent drafts, Hazelton suggests the Wrights use double-pane glass.

front door

WHAT THEY HAVE Stately early-1900s oak-veneer double doors that swing open to welcome guests. The bottom half of the doors has faded from the sun and harsh winters.

WHAT THEY WANT To keep the aesthetics of the doors intact but restore and better insulate for energy efficiency.

HAZELTON SUGGESTS Chemically strip the oak surface down to bare wood (probably pine), stain, and varnish. Add thin strips of wood to the in-facing edges of the doors to close the slight gap. To protect against sun damage, apply a marine varnish. Add a screen door to control insects in lieu of a storm door, because it's more in tune with homes of that era. To beef up insulation, replace the existing glass windows with custom double-pane windows. Contact a glass company for professional installation, because the two pieces of glass must be sealed with dead air space.

QUICK TIP Salvage the ornate solid-brass keyholes, but install an extra dead bolt for security.

EXPECT TO SPEND $2,000 to $3,000 to completely strip down, stain, and varnish both front doors.

get these tools

Before you start any projects in a new place, get your hands on a decent set of basic tools that you can use just about anywhere.

- **Compound miter saw**
- **Drill**
- **Nail gun**
- **Pry bars**
- **Reciprocating saw**

gutters/masonry

WHAT THEY HAVE Old-fashioned Yankee (wooden) gutters with several coats of outdated roofing compound, some dry rot and cracks where water has penetrated the wood, minor brick and mortar discoloration, and ivy growth on the house that has deteriorated the mortar.

WHAT THEY WANT To replace gutters and damaged wood, and repair the mortar so it appears cohesive.

HAZELTON SUGGESTS The Wrights need to walk outside, with a pair of binoculars, and take a good look at the gutters. They should make notes and, if necessary, climb a ladder and poke at the wood with a screwdriver. If the wood has rotted, repair or replace the gutters soon. With period homes, it's important to get quotes from at least three roofing experts. Check references, and hire a pro who has experience with old homes.

Often times, tendrils attach to brick and trap moisture in the mortar, causing the brick to crumble and fall away. The mortar on this home could be more than 100 years old, so find a formula that matches what's already there (but know Mother Nature causes mortar to fade over time). Start with basic mortar and coarse sand, mix up experimental batches, let it dry, and try to match the new to the old. If the Wrights love the vine look, they can have it—in moderation; a few vines won't cause much damage.





Above left Though the cascading vines add character to the home, they may prove to be damaging in the long run. **Above right** These (wooden) Yankee gutters were discretely built into the roof and cornice system.

QUICK TIP Hire professionals to repoint bricks. Ask them to do a test section in an inconspicuous area before offering the entire job. Repairs should blend consistently and not call attention to themselves.

EXPECT TO SPEND $10 to $12 a linear foot to repoint exterior; about $2,000 to repair Yankee gutters.


Natural Inspirations, Bavarian Oak
Pinch me. I must be dreaming.
MOHAWK
Mohawk makes the room
CARPET • HARDWOOD • CERAMIC TILE • RUGS • 1-800-2-MOHAWK • MOHAWKFLOORING.COM

Rue de France



THE FRENCH COUNTRY CATALOG



FRENCH COUNTRY HOMES POSSESS a style that is simply elegant. Windows become works of art with classic lace curtains. A table draped with exquisite linens and set with richly glazed ceramics is a feast for the eyes. Lighting is a source of bright surprises. And every nook speaks with a charming accent.

SHOP RIGHT NOW AT:
WWW.RUEDEFRANCE.COM

FOR A FREE CATALOG, CALL
1-800-777-0998
MENTION CODE H703



PHOTOGRAPHED BY ERIC ROTH

Hey, slow down! It's summer, time to smell the roses, remember? Step off that fast track for a while, and relax out on the deck with a cool one. Savor the stillness of the evening as fireflies light up the dusk and a soft breeze rustles through the trees. If, however, reality doesn't quite mesh with the idyllic scene you'd imagined, well, you're in luck—it just so happens that we've got plenty of great ideas to help you make your home into the ideal summer place.

the ungetaway

AN ISLAND SETTING, LOTS OF WINDOWS, AND A TOWER WITH WATER VIEWS DEFINE THIS LIGHTHOUSE-INSPIRED HOME

A BEACON OF LIGHT

PRODUCED BY **LINDA WHITMARSH** PHOTOGRAPHED BY **ERIC ROTH** STYLED BY **JAMES LELAND DAY** WRITTEN BY **JOHN LOECKE**

LIVING ROOM: PRINT (GET REAL ART), RUG (MICHAELIAN & KOHLBERG), PILLOWS AND FABRIC (CHRISTOPHER FISCHER), FLOOR LA... PORCH: GLASSES (DINOSAUR DESIGNS), TABLECLOTH (NANCY KOLTS AT HOME), PILLOWS (CHRISTOPHER FISCHER)

JAMESTOWN, RI



As any realtor will tell you, location is key. And indeed, it was the location of a New England property, a verdant 10-acre lot with breathtaking water views, that convinced the land's eventual owners, a young couple from Boston, to give up city life. In just one afternoon, the husband and wife decided to forego cobblestones and cement for a gentler life in Jamestown, Rhode Island, a small summer-resort community on Conanicut Island in Narragansett Bay.





In the living room, architect James Estes installed a wall of bay-facing windows and a fieldstone fireplace. **Top right** The cedar-shingle home and its tower have a cottagelike feel. **Right** A curving deck with a fireplace extends the living space.

The fact that there wasn't a house on the property was of little concern to either husband or wife. What mattered was the lay of the land. "Rarely do you come across a site so spectacular that it takes your breath away the first time you see it," says the wife, a book illustrator and artist who longed to live in a place that would inspire her to create. So the couple bought the lot and turned their attention to building a home.

"Because the view was so amazing, I knew that I wanted something simple with lots of windows," the wife says. "Beyond that, I wasn't quite sure." But the couple faced an even more challenging dilemma—the property's beanpole proportions of one quarter mile long and only 150 feet wide.

Not sure how to best use the site, the couple turned for assistance to James Estes, an architect with the Newport, Rhode Island, firm of Estes/Twombly. "The site definitely posed a challenge," Estes concurs. "Not only was the lot very narrow, it also came with a number of land use restrictions and setback requirements that whittled the actual buildable space to little more than a half acre."

Because water views were extremely important to both husband and wife, Estes began the site plan with an informal survey of the property. To determine the home's placement, he rented a cherry picker, his clients climbed on, and he gave them a lofty tour of the area they were allowed to build on. "We explored the views at different angles from different heights," he says. The consensus: A southwestern orientation was best so that the major rooms (kitchen, dining room, living room, and den) could look toward the bay.

Think out of the box. For the best sun and views, half the core rooms face the water straight on; the others are angled

With the home's placement on the property set, Estes began the process of drafting plans for the house. Drawing inspiration from Jamestown's late 1800s Shingle style structures, the architect designed a 2,200-square-foot classic red cedar shingled cottage, complete with dark-green trim and peaked roof covered in asphalt shingles. At the owner's request, he added a copper-roofed viewing tower, modeled after the island's lighthouses. "The idea for the tower came about while we were in the cherry picker looking at the views," says Estes. "The couple liked what they saw, and, as it turns out, it was something that the husband had always wanted."

Another feature that grew out of this initial tour was a wide first-floor deck with an outdoor fireplace, now used in all but the warmest months. However, instead of simply fitting an extension to the structure, Estes created a curved deck that wraps seductively around the back of the house. "It feels more finished," he says, "like it's part of the house, instead of being tacked on."

To ensure that the generously proportioned house maintained a quaint cottagelike appearance and fit within the small, allotted half-acre footprint, Estes worked several space-saving tricks into his plans. First, he distributed the home's eight rooms over four levels instead of the more customary two. "Building up, not out, feels more compact, because it takes up less surface area," he explains. Second, he played with the scale of the windows. "I deliberately selected windows that were larger than what you would normally see on this type of house," he says. "Because you see more glass, more view, and less siding, the mass of the home appears smaller from a distance."





Left A peninsula with a cooktop and an oven separates the uncluttered kitchen from the dining area. **Right** Estes chose a glass vent hood, because its modern design doesn't obstruct the view from one side of the house to the other.

smart design

The architect faced two major design problems: orienting core spaces toward a single view, and addressing a sloping site. Here are his solutions.

1. The kitchen, dining and living rooms, den, and deck were **strung along the water side,** with support spaces and the main entry on the opposite, street side of the house. **One wing was angled** for better sun exposure without blocking views.

2. A **stone retaining wall** divides the upper manicured side of the site from the lower wild side. As the wall passes under the house, it becomes part of the architecture, with window and door openings.



DINING AREA AND KITCHEN: PRINT (GET REAL ART), BOWLS AND GLASSES ON COUNTERTOP AND SHELVES (DINOSAUR DESIGNS), DISH TOWELS ON TABLE (NANCY KOLTES AT HOME), RUG (MICHAELIAN & KOHLBERG), TRAY ON TABLE (ERICA TANOV), CERAMIC VASE ON COUNTERTOP (FOUNDATION)



Left The home's tower, a 10-by-12-foot room built high over the master bedroom, serves as a home office for the husband, a painting studio for the wife. **Bottom left** Below oversize windows on all four walls, a staircase leads down to the master bedroom. *See Resource Guide for details.*

Although the home appears compact, its interior gives the opposite impression. Where a true cottage-style house would have been carved up with nooks and crannies, this one has a straightforward traffic pattern. The reason, explains Estes, has to do with the couple's mandate for views of the bay from every room. In order to honor this wish, Estes created an open floor plan that distributes the rooms in a linear fashion along the water-facing side of the property. Areas of the house that require closure—bathrooms, closets, and other support spaces—were relegated to the street-facing side of the structure. "This way, the walls

The couple came for the site's breathtaking views. "Some people look out and just see sky and water," says the wife. "I look out and see life"



didn't get in the way of the scenery," he says. The same less-is-more philosophy used to design the interior of this three-bedroom house was also the guiding principle behind the wife's relaxed decorating scheme. The key ingredients: Lots of white paint and informal furnishings. For example, the living room is a mixture of comfortable wicker and British Colonial pieces with sturdy wooden frames and soft down-filled cushions in earth tones. "I wanted things that required little maintenance," she says, "stuff that you could put your feet on and not worry about."

Although work wrapped up in 2000, the house still feels as fresh as the day the couple moved in—a trait the wife credits to the ever-changing scenery outside her windows. "I'm never bored, because there's always something interesting to see," she says. "Some people look out these windows and just see sky and water. I look out, and I see life."

OFFICE: CANVAS PAINTING ON EASEL AND PRINTS ON FLOOR AND SHELF (GET REAL ART), RUG (MICHAELIAN & KOHLBERG), THROW AND PILLOW (CHRISTOPHER FISCHER), LAMP (RESOLUTE), NOTEBOOKS (KATE'S PAPERIE), VASE (FOUNDATION). DESIGN DETAILS: 1, WALL ART (GET REAL ART), GREEN GLASS (DINOSAUR DESIGNS), TOWELS (NANCY KOLTES AT HOME), RUG (MICHAELIAN & KOHLBERG), VASE (FOUNDATION). 2, BOWLS (DINOSAUR DESIGNS). 3, PRINT (GET REAL ART), BOWLS AND GLASSES (DINOSAUR DESIGNS), DISH TOWELS (NANCY KOLTES AT HOME), VASE (FOUNDATION)





1. The vanity in the master bathroom showcases a clever, inexpensive countertop made from wooden (fir) stair treads laminated together and sealed with five coats of lacquer. **2. Fisher & Paykel's dishwasher** drawers are ideal for small wash loads, and they double as extra storage. **3. Open shelving,** installed instead of wall-hung cabinets, makes the small kitchen appear more spacious. **4. The home's open floor plan** was designed to take advantage of the serene views of water, sky, and woods, framed by ranks of oversize double-hung and awning windows in all of the major rooms.



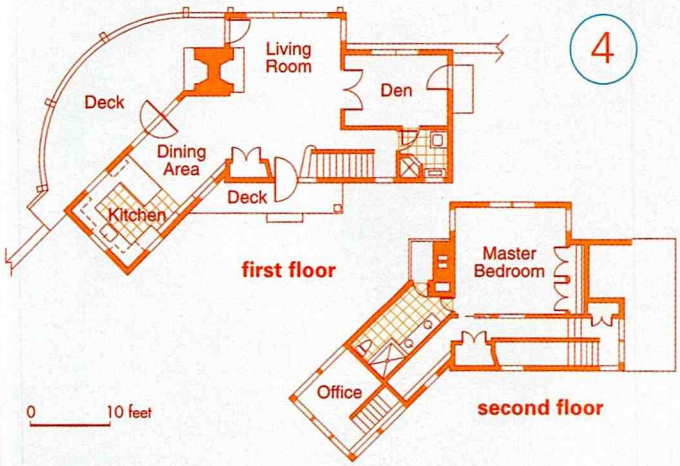











Special features like a built-in plate rack with wrought-iron rails, left, take the place of some wall cabinets. **Opposite top** Architect Georgie Kajer placed the farm-style sink on an angle for a view of the garden while doing dishes. **Opposite bottom** Vintage-style milky-green Jadite glass bowls are a perfect complement to the kitchen's period look.



The offspring of longtime homeowners let the sun shine in when they open up the family homestead's cold, cramped kitchen

a family affair

PRODUCED AND STYLED BY **CHAR HATCH LANGOS**
PHOTOGRAPHED BY **EDMUND BARR** WRITTEN BY **JOHN LOECKE**

When the owners of this classic Mediterranean-style California cottage purchased the home nine years ago, they knew exactly what they were getting themselves into. The dwelling, located on a tree-lined street of San Marino, California, that was developed during the late 1920s, had been home to the wife's parents for more than 30 years. When her parents mentioned they were interested in selling, the wife, though a bit uneasy about maintaining a 70-year-old home, decided it was an opportunity not to be missed.



KITCHEN COUNTER: RETRO GREEN STAND MIXER (KITCHENAID); GREEN BLENDER AND DRINK MIXER (WARING); JADITE BOWLS, PLATES, SUGAR BOWL, AND CREAMER (SUR LA TABLE)



KITCHEN COOKTOP: JADITE SALT-AND-PEPPER SHAKERS (SUR LA TABLE)



Kajer flipped the layout to improve functionality and designed an efficient U-shaped work space. White subway tile, marble counters, dark wooden beams, and a few panel-style cabinets give the new space a period feel. **Top right** Kajer placed a small bar sink in the island "for washing vegetables."



Let your kitchen breathe: Rethink the layout, and swap cabinets for windows or shelves

"I loved growing up in this house, in this quiet neighborhood, and homes here seldom come on the market," she says. "My husband and I knew that eventually we would want to live here; it just became sooner, rather than later."

Returning home, however, brought back more than memories of quaint family celebrations; it also brought visions of construction crews. While the wife's parents had made improvements to the place over their 30 years in the house, the last time the home received a top-to-bottom overhaul was 1960, the year the whole family took up residence.

Heading the wish list of improvements was the kitchen, a rabbit warren of tiny rooms (work area, breakfast nook, mudroom, butler's pantry, and powder room) at the back of the house. Like many homes built during the booming 1920s, these areas were originally meant for the service staff. They were often colorless places with the barest essentials. "Families didn't live in this part of their home in those days," says the wife. But my husband and I like to cook, and we wanted a comfortable kitchen that could easily accommodate two cooks."

For this, the couple turned to Pasadena-based architect Georgie Kajer. "We knew there were problems with how the space functioned, but we couldn't envision how to correct them," the wife says. "But Georgie saw what needed to be done." Her solution: Flip the layout, take down walls, and add on judiciously to fit within the lot's narrow footprint. So the old breakfast room, extended by a scant 63 square feet, became the main kitchen work area—a U-shaped space with a built-in refrigerator, two wall ovens, a 48-inch-long



Kajer created a modern free-flowing space by removing walls from a previous warren of four rooms and replacing most of the wall-hung cabinets with windows. *See Resource Guide for details.*

"There wasn't one thing about the remodel that any of my family found fault with," the homeowner says. "That's amazing."

cooktop, and a central island. At the opposite end of the now-expansive room are the breakfast table and home office, where both the kitchen and the mudroom used to be. Reversing the layout improved functionality—and the view. "They didn't want to look at the driveway every time they did dishes," says Kajer. "The main sink now looks out on their back garden and the distant San Gabriel Mountains."

To allow for windows that would do justice to these gorgeous views, Kajer had to rethink the traditional cabinetry layout. She decided not to rely heavily on the kitchen's old wall-hung cabinets—she kept only three—and, instead, added a walk-in pantry with floor-to-ceiling shelving and updated the existing, larger butler's pantry, which stores dishes and glassware. "[Pantries are] really more useful than cabinetry, because you're not limited by shelves that are only 12 inches deep," she says. Pots and pans are kept in deep drawers, all fitted with full-extension heavy-duty glides. "Ergonomically, [the drawers] work better than cabinets," says Kajer. Serving platters are stashed in open racks built into the wall.

The finished room relies on period design details to connect it with the rest of the house. To do this, Kajer reused original materials, such as doors, and matched new materials, such as exposed beams, to the architecture.

What does the wife's family think of her updated Mediterranean masterpiece? "They love it," she smiles. "There wasn't one thing that any of them found fault with. That's an amazing accomplishment when you consider this home's been in our family for over 40 years."

KITCHEN, OPPOSITE: JADITE VASE AND PLATES (SUR LA TABLE). KITCHEN, ABOVE: RUG (POTTERY BARN)







product picks

- **Paint** Spanish White (walls) by Benjamin Moore; 800-826-2623, benjaminmoore.com. Swiss Coffee (trim and cabinets) by Dunn-Edwards; 888-337-2468, dunnedwards.com.
- **Tiles** Subway ceramic by Mission Tile West, 626-799-4595.
- **Sink** Dickinson cast-iron farmhouse by Kohler; 800-456-4537, kohler.com.
- **Refrigerator** 650 with decorative panels by Sub-Zero; 800-222-7820, subzero.com.
- **Cooktop** R486G 48-inch six-burner with griddle by Wolf; 800-332-9513, subzero.com/wolf.

1. The patina on the breakfast room's antique table matches the finish on the kitchen's hardwood floor. **2. A hole in the counter** to the left of the sink provides access to the kitchen's trash can, which can only be removed from outside the home. To prevent animals and insects from getting into the garbage, the cupboard that contains the can is lined with galvanized metal. **3. To add a hint of color** to the 48-inch cooktop's all-white backsplash, architect Georgie Kajer designed a small niche that can be used to store serving bowls and pitchers. **4. By flipping the layout** of the original space, Kajer was able to accommodate the homeowners' request for a family-size kitchen with pleasing garden views.

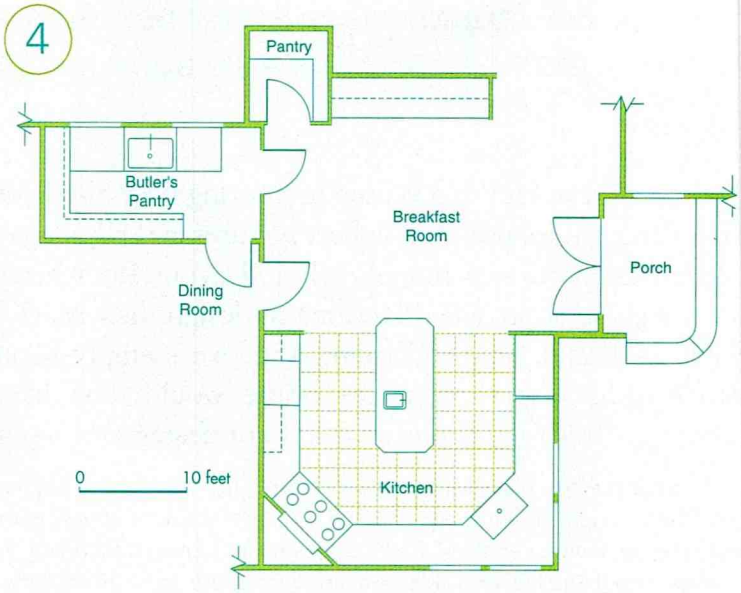

PRODUCED BY **LAURA DYE LANG** PHOTOGRAPHED BY **J. SAVAGE GIBSON** STYLED BY **MELISSA BIGNER** WRITTEN BY **EMILY PERLMAN ABEDON**



crowdpleaser

A YEAR-ROUND BEACH HOUSE DESIGNED FOR FOUR GENERATIONS HAS PLENTY OF ROOM FOR A BIG BUSTLING FAMILY AND LOTS OF FRIENDS

Architect Steve Herlong is used to pouring over his clients' dream files. After all, it's useful to collect pictures and clippings that help you envision your new home's style and layout. But when Greg and Betty Ryberg approached Herlong to design their beach house on Sullivans Island, South Carolina, they were empty-handed. "We didn't really discuss what the house would look like," recalls Herlong. "It was all about what kind of character it would have."

Determined to create a place where hospitality and good times reign supreme, the Rybergs brought "warm and relaxing, inviting and fun" to the design table. Those concepts come to life in a 4,800-square-foot house in which nearly every room has both an area for gathering and a spot for napping. On any weekend, the house is likely to be packed with numerous friends, neighbors, and four generations of beloved family members who come from as far away as Alaska and can run the gamut from adorable one-year-old twin grandchildren to octogenarian great-grandparents.

They come to visit a couple whose joie de vivre is apparent throughout their home. A whimsical wooden mermaid greets you at the front door. Downstairs, a guest bath mural features favorite pieces of clothing belonging to the couple and each of their three children. Above pedestal sinks in the same bath, there are two

PORCH: PILLOW (ESD: ELIZABETH STUART DESIGNS), BASKET (MAINE COTTAGE FURNITURE). BEDROOM: BLUE-AND-WHITE COVERLET AND SHAM (GARNET HILL)



Top left The porch adjoining the second-floor master bedroom offers views of the Sullivans Island Lighthouse, as well as ship traffic in Charleston Harbor.
This page The master bedroom captures soft ocean breezes through open glazed doors.

amusingly placed mirrors—one high, the other low—for visiting couples, reflecting the Rybergs' sense of humor about their own heights: 6 feet, 3 inches for him; 5 feet, 6 inches for her. Saturday night chez Ryberg has been known to erupt into anything from a highly competitive paper-rock-scissors contest to moonlight kayaking.

"More than anything else, we wanted to share with visitors the incredible view," says Betty, "so we decided on an upside-down house." The main living area and kitchen are located on the second floor; vaulted 10-foot-high ceilings allow tall sash-and-transom windows, ideal for taking in a wide expanse of the Atlantic Ocean, two lighthouses, historic Fort Sumter, and a steady flow of immense cargo ships sailing in and out of Charleston Harbor. French doors opening from the master bedroom, family room, and dining area beckon all comers to a long, partially covered porch bedecked with multicolored Adirondack chairs.

For the walls inside, Betty chose subtler colors—a beige-toned yellow, a soft green—meant to bring in the feel of the beach grass, ocean, and sky. Though white beadboard ceilings and wainscoted walls evoke a classic cottage feel throughout the house, the couple chose a more unusual way to bring a beachy feel to the kitchen. "The pine cabinets washed with gray are the color of shells, of particles of sand, and even of wisps of sea oats," Betty explains. "By reflecting the world outside, I think the house retains serenity even when it's packed with people."

Since the kitchen acts like a magnet drawing the crowd, the Rybergs put as much thought into that area's utility as they did its look. To accommodate the crew, the couple placed appliances and accoutrements in three triangles. The first, furnished with everything guests need for a "quick fix," features an ice maker, two wall coolers packed with beverages, a coffeemaker, mugs, and a counter where all are welcome to sidle up and entertain the chef.

The second triangle, which Betty calls the "worker

5 ideas to steal

1. **Build storage areas** under window seats for a generous space to tuck away enough extra blankets and sleeping pillows for all your overnight guests.
2. **Place the kitchen island** at an unusual angle to counteract the boxy feel of a square room. The Rybergs commissioned an imaginative long, zigzag-shaped island to make room for their many guests who want to help cook, or just hang out in the kitchen and chat.
3. **Add character** to bathrooms by replacing towel bars with quirky finds, from an old-fashioned hat rack to antique turnkeys hung from wood blocks. Choose unusual fixtures, such as the poured-glass vessel basin on travertine in the Rybergs' master bathroom.
4. **To maximize any view,** keep window treatments simple and uncluttered. In this house, clean-lined wooden shutters easily control natural light.
5. **In an open floor plan,** vary the direction of the flooring, such as wooden floor boards, to create visual interest and subtly differentiate one area from another.

"Open French doors resemble open arms and hands, a universal welcome," says Betty. "They seem to invite people to keep moving forward, to come on in"





Left Betty searched an online auction site to find a 4-by-10-foot Oriental rug that would have just the right shade of raspberry to contrast with the oak floors. **Right** In the main-floor family room, an old painted pine bench found at a local antique shop is a focal point, leading the eye straight out to the screened porch where comfy cushioned chairs await.

FOYER: WICKER TOTE (CELADON HOME). FAMILY ROOM: FERN-PRINT PILLOWS ON SOFA (ESD); ELIZABETH STUART DESIGNS). ORANGE JUICE GLASS (POTTERY BARN)

bee," area, meets the gang's cooking needs. Centered in the kitchen, this space provides one-step access to a large double sink, the cooktop, pots and pans, and lots of counter space for food prep. Guests are welcome and even encouraged to pick up a knife and start chopping or grab a spoon and start stirring. "In our house, the question 'Can I help?' is always answered with a hearty 'Yes!'" says Betty. "We've had onions accidentally thrown into cake batter as we all cook together, but there is never unfamiliarity or shyness after that first communally prepared meal."

The final triangle, at the end farthest from the dining room, is the space where guests are least likely to wander. The couple placed the main refrigerator in this area, purposely positioning it so it could be seen only from the side. "The idea of placing it that way came after years of wiping off fridge doors!" explains Betty. There, too, a recycling chute, pot-washing sink, and additional dishwasher drawers join Betty's desk under enormous windows that face west toward palm trees and glorious sunsets over the Charleston skyline.



The big easy: Long counters raised 4 inches above the standard 36-inch height make for comfortable communal cooking—a little less bending over, a lot more socializing



Life on a barrier island is picturesque, but it can also be challenging: Because of the serious potential for hurricanes, federal flood codes require that houses be built 12 feet off the ground. And local zoning dictates the structures themselves can rise only 38 feet above that (for a total 50-foot height), with an additional 7-foot allowance for a rooftop cupola. "We had to fit a lot of architecture into a limited vertical zone," says Herlong. "It would have been easy to build a tall house with a flat roof, but that would have had no real architectural interest."

So Herlong worked closely with builder Steve Clifton to create an unusual multilevel roofline with gables, a windowed cupola, and other architectural details, such as exterior moldings and recessed side porches, designed to

Left Pullout racks beneath the stainless steel cooktop provide easy access to pots and pans. **Above** Betty chose granite for the counters in the main kitchen, because it's natural, beautiful, and very forgiving. "I wanted a material that lets everybody chop, roll, and otherwise prepare food without having to warn them to be careful," she explains. **Right** A beadboard ceiling keeps the kitchen cozy, while accentuating the room's height.

KITCHEN: DISH TOWELS, RED DUTCH OVEN, YELLOW BOWLS, AND BLENDER (WILLIAMS-SONOMA)





"In the guest bedrooms...I had window seats built to hold a twin mattress so we would never have to turn anyone away," says Betty

visually break down the large mass of the home. The effect is also noticeable inside, where sloping ceilings with unexpected angles and flooring that varies in direction between rooms add elegance and interest to the main living areas.

"We tried to make each [of the rooms] different, each with a certain [visual] surprise," says architect Herlong. "To reflect the Ryberg family's personality, more than anything else, it had to be fun."



Above There's room for everyone! In addition to queen-size beds, two of the three main-floor guest rooms include cozy, arched sleeping nooks. **Right** A painted folding screen retrieved from an old Vermont barn attractively conceals Greg's exercise machine in the master bath. *See Resource Guide for details.*

MASTER BATH: CANISTER (CHAMBERS). DESIGN DETAILS: 2, DISH TOWEL (WILLIAMS-SONOMA). 3, DISH TOWELS, YELLOW BOWLS, AND BLENDER (WILLIAMS-SONOMA). 6, CANISTERS (CHAMBERS)









4

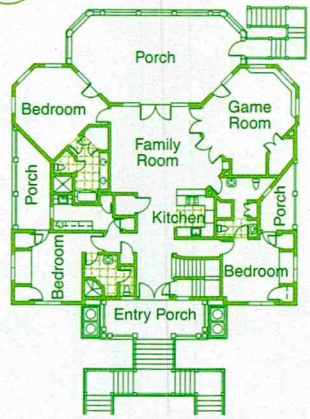

main floor

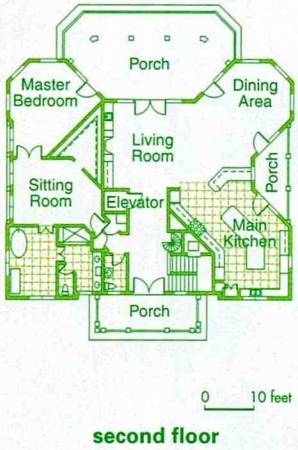

second floor

1. Furniture-style legs beneath the cooktop hide sizable pullout spice racks. **2. A granite-top desk** and computer amidst beadboard cabinets are the ultimate multitasker's kitchen amenity. **3. Sliding wicker baskets** punctuate an array of door cabinets, offering visual interest and easy-access storage. **4. Crowd-control features include** numerous porches that give the island cottage-style home a relaxed Southern sensibility and provide everyone with a private place to enjoy ocean breezes. In addition to the spacious main kitchen on the second floor, there's another small but fully outfitted one on the main floor, so guests needn't climb stairs or ascend the elevator for a snack. **5. With street parking scarce** and visitors plentiful, the house includes a practical cul-de-sac driveway and space for six cars in the ground-floor garage. **6. A vessel basin** and a shower wall made of glass block stylishly accent the master bath.





NEW ALBANY, MS

Architect Ted Trussell Porter sided the house in local cypress wood. This large screened porch topped his mother's list of must-haves. **Top right** The main house and garage provide access to the secluded garden.

FLOWERS THROUGHOUT: OXFORD FLORAL COMPANY





home again

Mother knew best when she hired her architect son to design a compact, contemporary house that's rooted in traditional Southern architecture

PRODUCED AND STYLED BY **LAURA DYE LANG**
PHOTOGRAPHED BY **LANGDON CLAY** WRITTEN BY **SUSAN KLEINMAN**

I'd never live in a house without a screened porch," says Jimmie Rogers, who loves fresh air but could do without the mosquitoes of humid Mississippi, her home state. Fortunately for the energetic empty nester, who has built four houses and bought and decorated three others over the years, she will never have to forgo this essential comfort, because her architect is also her son, Ted Trussell Porter. So naturally he knows what she wants. And, yes, her newest home *does*, indeed, have a screened porch.

LIVING ROOM: YELLOW BOWL ON BOOKCASE AND SMALL BLUE VASE ON LAMP TABLE (KOSTA BODA), BLUE PILLOW FABRIC ON SOFA (WAVERLY). DINING ROOM: DINING CHAIRS (LANE FURNITURE), CHAIR-SEAT FABRIC (WAVERLY), DINNER PLATES ON TABLE AND BLUE HOCK-WINE STEM ON SIDEBOARD (MOTTAHEDEH). GOBLETS ON TABLE AND CAKE STAND ON SIDEBOARD (ORREFORS)

WELL GROUNDED: CERAMIC TILE FLOORS, USED IN EVERY ROOM, ARE COOLER UNDERFOOT AND EASIER TO MAINTAIN THAN WALL-TO-WALL CARPETING OR WOOD



"Having your mother as a client is a mixed blessing," says Porter, who grew up in New Albany, Mississippi, and now lives and works in New York City. "On one hand, having a child who is an architect helps my mother appreciate architecture. It's a pleasure to work with a client like that. On the other," he says with a chuckle, "when your mother is your client, she tends to call you an awful lot."

The topic of months of long-distance conversations can be found in a tree-lined neighborhood near the center of New Albany, a hamlet of 8,000 residents in the state's northern Hills region, not far from Oxford.

Porter's one-bedroom design for the main house is modest in scale, not unlike the many traditional redbrick and clapboard homes around it. But compared with the frank, windowed

Above In the living room, built-in bookcases hug the bottom of the only street-facing window. **Left** Windows along the wall next to the baby grand open onto the screened porch.

countenance of the other residences, its slim facade gives little away—only the narrow side of this house, showing just the entry and one window, faces the street. So, it's not until you open the main door, step right into the double-height screened porch, and glimpse the lush garden courtyard and hedges beyond that you first sense the deep influence of traditional Southern architecture on this new home.

An architectural style specific to South Carolina, the Charleston Single house informed Porter's design. "The notion of a side entry porch overlooking an interior garden is typical there," he explains. But Porter's structure is also very grounded in Mississippi materials and traditions. It is sided, inside and out, with cypress wood from a nearby lumber mill, and the roof is made of galvanized tin, typical of local home-building styles.

The interior of the compact 2,000-square-foot house efficiently but realistically fulfills Rogers' wish to downsize from her previous homes, without sacrificing room for the activities she loves. The living-dining area is one open, airy space, perfect for entertaining—and for her baby grand.

The kitchen is small but well appointed; there are plenty of clean-lined, maple cabinets there and in the nearby laundry room. Two of the three kitchen counters are a standard 25 inches deep to fit the double sink on one side and the range on the other. The third counter, located under a window that gives on the screened porch, is just 16 inches deep. "It's roomy enough for large bowls, pans, platters, and countertop appliances," explains Porter. "The [cabinet] storage below is also very efficient since stuff doesn't get lost in the back of a deep cabinet."

Beyond the kitchen, the architect found ways to squeeze in amenities common to larger homes. The ground-floor bedroom, for example, includes a sitting area, albeit one just large enough



what's best about this little house

1. Architect Ted Trussell Porter seamlessly integrated traditional building materials, such as cypress-wood interior and exterior paneling and a galvanized tin roof, into this contemporary design. "Mother loves the sound of the rain on that roof," says Porter.
2. Homeowner Jimmie Rogers didn't let the dream of downsizing get in the way of how she really likes to live. Overnight guests can sleep in the upstairs loft and in the guest cottage. This leaves most of the main house free for activities like hosting bridge parties.
3. The design and materials are perfectly suited to the climate. A deep screened porch, plenty of ceiling fans, and cool tile floors all insure comfort even in the muggiest Mississippi summer.

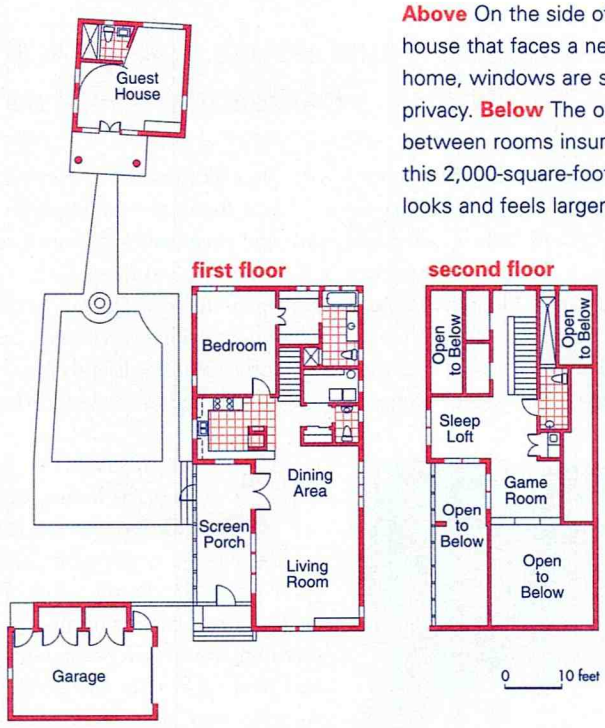

Above On the side of the house that faces a neighbor's home, windows are set high for privacy. **Below** The open flow between rooms insures that this 2,000-square-foot house looks and feels larger than it is.



"I DIDN'T DESIGN THIS HOUSE FOR RESALE," SAYS JIMMIE ROGERS. "I DESIGNED IT SO THAT I CAN ENJOY IT FOR AS LONG AS I DECIDE TO STAY"

for a reading chair, a side table, and a floor lamp. A generous space connecting the bedroom and bath is outfitted as a clothing-linen closet and a dressing area, complete with table, mirror, and bench. And in the master bath, there's both a full-size tub and a shower. "Next time, I might go a bit bigger," Rogers says, "but for now this suits me fine."

Up a flight of easy-to-climb stairs with low risers and wide treads, there's a sleeping loft and guest bath, a closet that opens to reveal a wet bar, and a game room. "That was a must, because my mother and her friends play bridge as a second religion," jokes Porter.



As comfortable as Rogers was in the house, after just a few months she realized she needed a bit more room, especially for overnight family visits. Porter devised a solution: a minuscule one-bedroom, one-bath guest cottage at the back of the property. The concrete- and glass-block structure, a focal point of the garden, is reminiscent of both a vine-covered garden folly and the service outbuildings common to historic Southern homes.

With this addition, everything's in place, and Rogers has the home she really wanted. Even so, she's already keen to move on. "I just [love] fooling with projects," she says. "I'll be happy to have Ted design another one, and another after that."

Above An Art Deco paneled screen hung above the bed substitutes for a conventional headboard. **Left** In the master bath, walls and surrounds are covered in luminous 1-inch-square glass tiles. *See Resource Guide for details.*

BEDROOM: DUVET COVER AND PILLOWS (SUSAN SARGENT DESIGNS), DECANTER (ORREFORS); BATH: SOAP AND HOLDER (CRABTREE & EVELYN); DESIGN DETAILS: 1, DINING CHAIR (LANE FURNITURE); CHAIR-SEAT FABRIC AND BLUE PILLOW FABRIC ON BLACK BENCH (WAVERLY); GOBLETS ON TABLE, CANDLEHOLDERS ON SHELF, AND DECANTER ON BEDSIDE TABLE (ORREFORS); DINNER PLATES (MOTTAHEDEH). 2, RUG (SUSAN SARGENT DESIGNS)

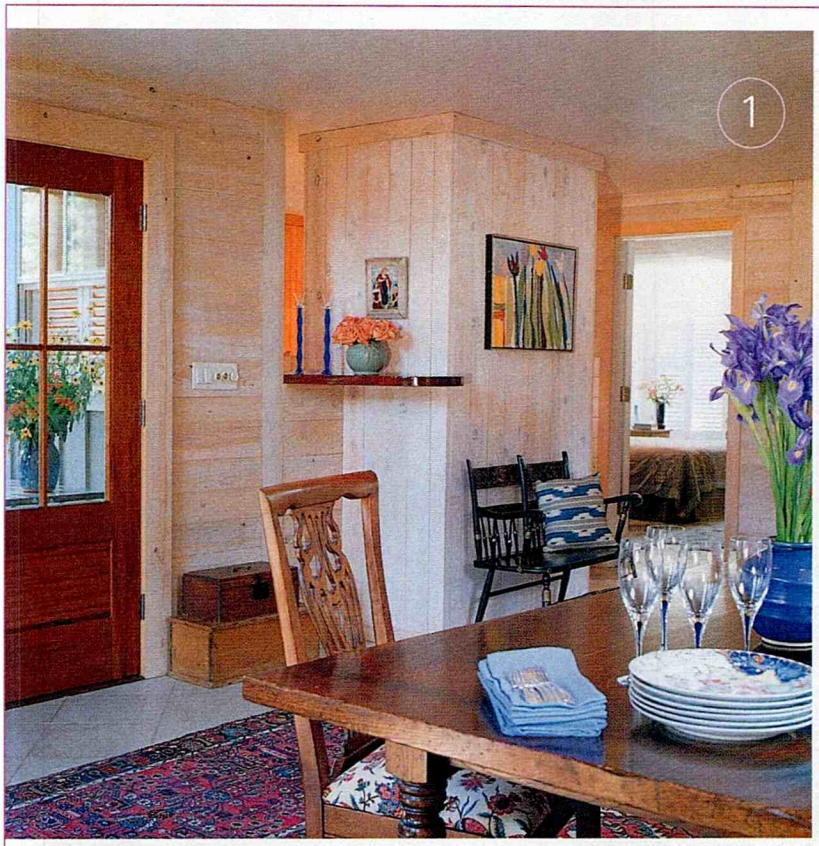





1. The semi-open kitchen backs up to the foyer-dining room, so Porter concealed the back of the refrigerator with cypress paneling. **2. The master bath** has both a bath and a shower. **3. A notched plate rail** was built into the kitchen paneling and displays ceramics Rogers has collected in her travels. **4. Easy-to-ascend stairs** with low risers and wide treads lead to the sleeping loft, guest bath, and game room. **5. Porter and Rogers added a guest cottage** to house overnight visitors, after realizing there were drawbacks to downsizing.







The kitchen-dining-living room area showcases rustic furnishings done in deep reds and browns. **Top right** Parked outside the owners' version of a California farmhouse is their 1961 Thunderbird. **Bottom right** Lush palms, roses, orange trees, agaves, and cacti surround one of the home's two covered porches.



SANTA BARBARA, CA

seasoned to taste

Quirky collections of Americana add zest to a brand-new take on farmhouse style

PRODUCED AND STYLED BY **CHAR HATCH LANGOS**
PHOTOGRAPHED BY **EDMUND BARR** WRITTEN BY **LORRAINE GLENNON**



You don't see places like this up here," says John Patton of his three-year-old home in Santa Barbara, California, some 95 miles north of Los Angeles. "Most of our neighbors live in quasi-Español or neo-Tuscan houses with lots of frills and frou-frou." He pauses, then adds emphatically, "But there's *nothing* Tuscan about *this* house."

Painted turkey red with cream trim, this modern coastal farmhouse is a wide, handsome structure. "No farmer ever lived like *this,*" laughs owner John Patton

In fact, what Patton and his partner, Leo Duval, had in mind when they decided to build on their property—a third of an acre located about a mile from the Pacific—was a contemporary farmhouse. Enlisting the services of Los Angeles architect Clive Bridgwater, the pair, who are both interior designers, began with their image of a farmhouse, complete with two covered porches, but, in Patton's words, they "kept playing around with the design." The result, completed in 2000, is an updated farmhouse: Painted a vivid turkey red with cream trim, it's a wide, handsome, two-story structure, affording sweeping views of the coastline. "No farmer ever lived like *this,*" Patton admits with a laugh.

Decorating the house gave rise to another challenge. Both men are avid collectors, and when they decided to merge households, they knew they would also be merging two very different collections. Duval loves American folk art and has gathered dozens of naïf pieces from all over the United States. Patton's collecting impulse is eclectic but centers largely around his lifelong love of automobiles, nurtured during his teen years in 1950s suburbia. He owns, and still drives, a black-and-white 1955 Mercury Sun Valley with a Lucite roof. (Duval, a car enthusiast in his own right, drives a red 1961 Ford Thunderbird Roadster convertible.) In addition, Patton has a vast collection of tin toy cars from the 1920s and '30s, several kiddie cars from the same era, and myriad examples of what collectors call petroleana: gas pumps, neon gas station signs, old oilcans, car ads, and billboards—basically, anything associated with the automobile.

Fortunately, the two collections coexist in their new home in perfect harmony. A lot of that success, however, has to do with the two designers' ingenuity in displaying what they own—a talent that is surprisingly rare. "Most collectors don't have a clue about how to show their objects to advantage," says Duval. "With us, it's instinctive." In the living room, a folk art fish, fashioned out of flattened reject Coca-Cola bottle caps hangs from the ceiling, while a painted-wood whirligig mobile made by sculptor James Warren for the 1984 Olympic Games (held in Los Angeles) floats above the kitchen island. Meanwhile, two of the kiddie cars are tucked on top of the gleaming-white kitchen cabinets and three of the best examples from the toy car collection sit on an antique demilune table. Vintage wristwatches





Left The owners reused old lumber for a television-media armoire. The U.S. flag above it is a four-piece glass sculpture. **Right** The open kitchen features an island with a curved marble countertop; the seats on the Indonesian barstools are covered in black-and-white cowhide.



collected wisdom

As homeowner John Patton observes, "the fun of collecting is in the process." Patton should know—he once owned the world's largest collection of, yes, artificial hamburgers. When the bevy of burgers outgrew his appetite, he gave it away and drove toward car memorabilia. **Starting your own collection?** Buy what you love. Read, talk to the experts, and keep your eyes open for great examples. (Amazing finds often lurk in the least likely places.) Some collections prove inexhaustible; others don't. If you've had your fill, move on to the next big thing.



Left In one of two master suites, the walls, tented ceiling, and headboard are upholstered in a beige-and-white striped silk from India; the bed quilt and the needlepoint rug are imported from China. **Below** Colorful antique gaming wheels and game boards are a striking geometric decorative touch in the stairwell, which is lit by a circa-1860 Parisian street lamp suspended upside down from the ceiling. *See Resource Guide for details.*



Two large collections coexist in harmony. "Most collectors don't have a clue how to show their objects," says owner Leo Duval. "With us, it's instinctive"

stack up around the straight, thin base of a kitchen island lamp. A pair of outsize red lacquered dice (with holes drilled to represent the dots) adorns a long antique table behind the sofa, and a 19th-century tin weather vane in the shape of an American Indian stands guard by a pair of doors leading to the lower porch. A guest bathroom features a working Red Indian gas pump and several of Patton's drawings of cars. On the stair landing, an assortment of antique gaming wheels, one of which fits inside the large porthole window built specifically for it, and colorful reproductions of 19th-century game boards become a symmetrical display of lively geometric folk art.

All of this might be a prescription for clutter and fussiness, but the house manages to exude a quintessentially California quality of cleanness, light, air, and natural materials. Most notable is the honey-hued floor of wide, 19th-century heart pine planks that were shipped from the East, resanded, cured over several months, then treated with a simple coat of tung oil. But, too, the home's large windows and doors gently nudge its inhabitants outside to enjoy the sunshine and fresh sea air. (One of the great blessings of life here is that both air-conditioning and screens are really unnecessary.) "The bottom line," Patton says, "is that the quality of life in our house is exceedingly high."



1. The upper porch, with sweeping views of the coast, invites lounging on a wide outdoor bed covered with striped weatherproof fabric. **2. The guest bathroom** doubles as a gallery of petroleana, including a restored gas pump, gas and oilcans, and framed gouaches with pen-and-ink car drawings. **3. Los Angeles architect Clive Bridgwater's** multi-windowed design finesses the transition between indoors and out. **4. From their hundreds of antique toy cars,** the owners chose the best three to set atop a demilune pine table. **5. Inventive display,** as with these inexpensive watches layered on a metal lamp base, is a hallmark of the owners' style.







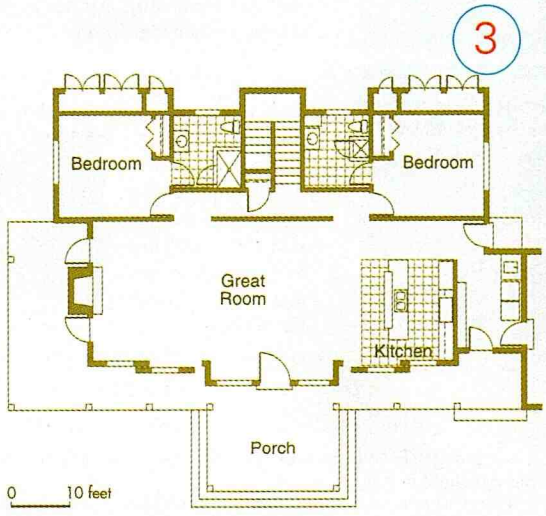

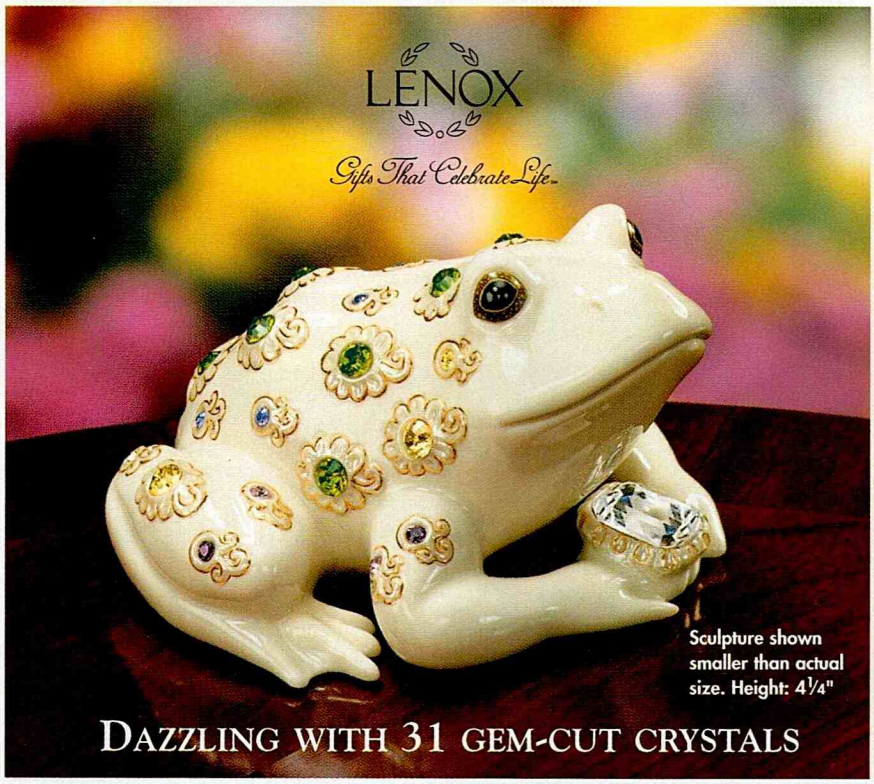

The Prince of Jewels

A frog among frogs in fine china

In legend and lore, the frog has symbolized love and prosperity, and served as a disguise for bewitched fairy-tale princes. Now the frog appears in a new, exciting, and majestic way—as a spectacular jeweled sculpture created by the artists of Lenox.

The Prince of Jewels is an original Lenox sculpture crafted of ivory fine china. This noble frog is decorated with gem-cut crystals, each hand set in swirls of pure 24 karat gold.

Wherever it is displayed, *The Prince of Jewels* will lend charm, beauty, and a touch of whimsy. The price of this imported sculpture bearing the Lenox® hallmark is just $45, payable in installments.

Be sure to order yours today.





The Little Jack Russell Terrier

He's bold, he's bright, he's as precious as a puppy can be. He's a Jack Russell Terrier, now portrayed in sculpture by Lenox.

The Little Jack Russell Terrier captures the form and spirit of this irresistible pup. All the distinctive traits of the breed are portrayed—the folded ears, terrier muzzle, powerful neck and lean body. The markings are true to life, and painted by hand. And the personality sparkles in the bright eyes and eager expression.

The Little Jack Russell Terrier inaugurates a collection of puppy sculptures by Lenox. Each will bear the Lenox® hallmark and be issued with a Certificate of Authenticity.

To acquire this imported porcelain sculpture at just $39, complete and mail the Order Form today.



This charming sculpture is entirely painted by hand.

Visit us at: www.LenoxCollections.com © LENOX, Inc. 2003

Order Form • Mail within 30 days

The Prince of Jewels

I wish to order *The Prince of Jewels* by Lenox, to be crafted of ivory fine china, accented with 24 karat gold, and set with gem-cut crystals.

I need send no money now. I will be billed for my sculpture in three monthly installments of $15* each.

Signature _____ Tel.(____) _____
ALL ORDERS ARE SUBJECT TO ACCEPTANCE

Name _____
PLEASE PRINT CLEARLY

Address _____

City _____ State____ Zip____

*Plus $4.98 per sculpture for shipping, handling, and insurance. Your sales tax will be added. 3142346

Mail to: Lenox Collections • P.O. Box 3020 • Langhorne, PA 19047-9120

Order Form • Mail within 30 days

The Little Jack Russell Terrier

I wish to order *The Little Jack Russell Terrier* by Lenox, to be crafted of fine porcelain and entirely painted by hand.

I need send no money now. I will be billed for my sculpture in two monthly installments of $19.50* each. *My satisfaction is guaranteed.*

Signature _____ Tel.(____) _____
ALL ORDERS ARE SUBJECT TO ACCEPTANCE

Name _____
PLEASE PRINT CLEARLY

Address _____

City _____ State____ Zip____

*Plus $4.98 per sculpture for shipping, handling, and insurance. Your sales tax will be added. 3088150

Mail to: Lenox Collections • P.O. Box 3020 • Langhorne, PA 19047-9120

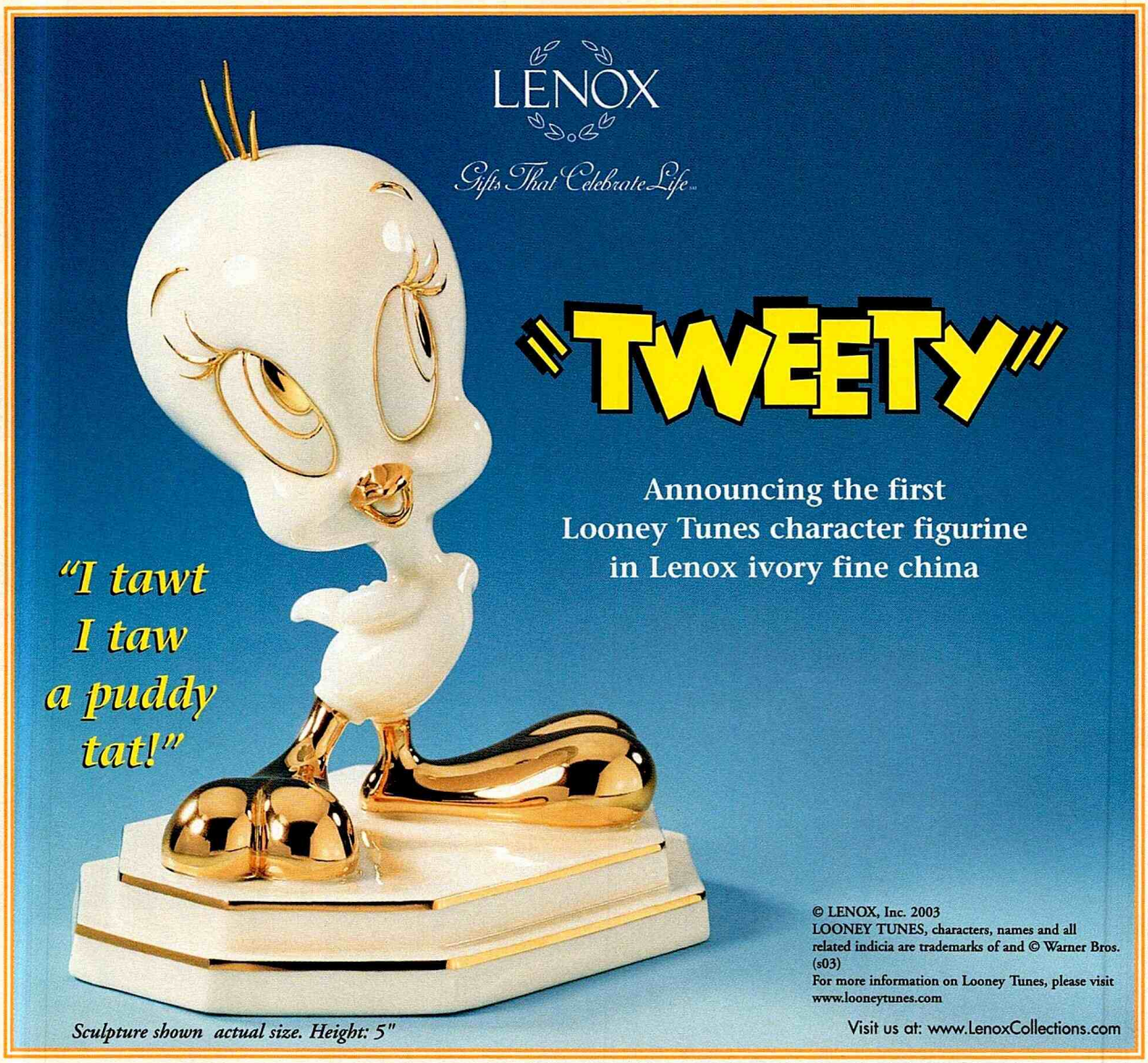

He's the world's most lovable canary, the star of 45 animated shorts and always one step ahead of Sylvester. Now Looney Tunes' Tweety makes his debut in the classic ivory china and gold of Lenox.

In this original work of art, Tweety is posed to reveal all his innocence and charm. His big eyes stare curiously. His little wings are folded behind his back. And he wears the sweet baby-face expression that made him a star during animation's Golden Age and endears him to audiences to this day.

Inspired by original Looney Tunes animation art, *Tweety* will be crafted in the creamy ivory fine china of Lenox, prized by collectors for more than a century. Pure 24 karat gold will decorate each imported sculpture, with every gleaming accent carefully hand applied by skilled artisans.

As the first Looney Tunes character figurine by Lenox, *Tweety* is likely to become a valued collectible. The price is $58.50, payable in installments. This officially authorized sculpture will bear the Warner Brothers trademark and Lenox® hallmark in 24 karat gold, and be issued with a Certificate of Authenticity.

To acquire *Tweety* for your animated character art collection—complete and mail the Order Form today.

Order Form • Mail within 30 days

Please enter my order for *Tweety* by Lenox. My sculpture will be crafted of ivory fine china and accented with pure 24 karat gold.

I need send no money now. I will be billed for my sculpture in three monthly installments of $19.50* each. *My satisfaction is guaranteed.*

Signature_____
ALL ORDERS ARE SUBJECT TO ACCEPTANCE

Name_____
PLEASE PRINT CLEARLY

Address_____

City_____ State_____ Zip_____
3088101

Telephone (_____)_____

E-mail_____

* Plus $5.98 per sculpture for shipping, handling, and insurance. Your sales tax will be added.

Mail to: Lenox Collections
P.O. Box 3020 • Langhorne, PA 19047-9120

LOONEY TUNES, characters, names and all related indicia are trademarks of and © Warner Bros. (s03)

hands on



Add rustic charm to your garden in four hours or less

HOW TO BUILD A trellis





Left Our delightful finished trellis sweetens up the side of a barn. **Top and above** Other options: This ornamental bentwood heart trellis looks amazing with floppy sunflowers; another design shows off pretty-in-pink flowers.

Written by **Jennifer Jones** ■ Photographed by **Dency Kane**

Anyone ever tell you to "grow up?" Take their advice and build a rustic garden trellis—one of the simplest and most rewarding ways to spend a summer afternoon. Whether square footage in your garden is at a premium, or you're just itching to camouflage that unsightly air conditioner, this artful structure crafted from nature is ideal for training annual vines, roses, even berries. Here, trellis expert Laura Schneider built us a basic example at the Peconic River Herb Farm on New York's Long Island. You don't need a degree in woodworking to pull this off, and you can be as kooky or conservative as you'd like. You'll only need two to four hours and $10, so really, you have no excuses.

Before you begin building...

Take a trip to your backyard and prowl around for eight of the longest (at least 60 inches), straightest branches you can find. Any type of wood will do, with the exception of pine or anything sappy. If your yard looks more like the interstate thruway than an enchanted forest, you have a few options: Ask friends if they plan to trim their trees soon, visit a nursery, or call a tree-trimming service for scraps from a recent job.

Search for 1- to 2-inch-diameter branches that are as green as possible (preferably fresh from the tree). Dry wood that has been lying on the ground will rot over time. (With green branches, expect your trellis to last a few years if left outdoors year-round.)

PHOTOGRAPH: COURTESY OF STOREY PUBLISHING (TOP RIGHT)

Lighting Technology for eye comfort

A floor lamp that spreads sunshine all over a room

The VERILUX® HappyEyes® Floor Lamp brings many of the benefits of natural daylight indoors for glare-free lighting that's perfect for a variety of indoor activities.

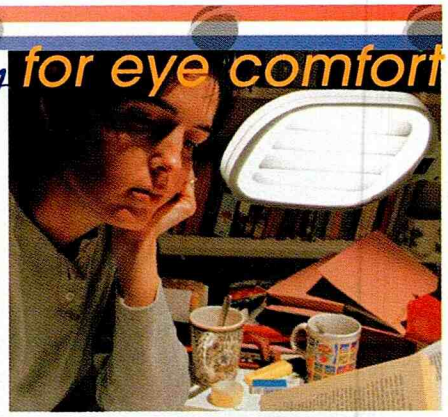

The VERILUX® HappyEyes® Floor Lamp will change the way you see and feel about your living or work spaces.

Ever since the first human went into a dark cave and built a fire, people have realized the importance of proper indoor lighting. Unfortunately, since Edison invented the light bulb, lighting technology has remained relatively prehistoric. Modern light fixtures do little to combat many symptoms of improper lighting, such as eye strain, dryness or burning. As more and more of us spend longer hours in front of a computer monitor, the results are compounded. And the effects of indoor lighting are not necessarily limited to physical well being. Many people believe that the quantity and quality of light can play a part in one's mood and work performance. Now VERILUX®, a leader in healthy lighting since 1956 has developed a better way to bring the positive benefits of natural sunlight indoors.

Use the VERILUX® HappyEyes® Floor Lamp...



...for hobbies...



...for reading...



...for working...



...and when you need a good source of light for close-up tasks.

The VERILUX® HappyEyes® Floor Lamp will change the way you see and feel about your living or work spaces. Studies show that sunshine can lift your mood and your energy levels, but as we all know the sun, unfortunately, does not always shine. So to bring the benefits of natural daylight indoors, VERILUX, The Healthy Lighting Company™, created the VERILUX HappyEyes Floor Lamp that simulates the balanced spectrum of daylight. You will see with more comfort and ease as this lamp provides sharp visibility for close tasks and reduces eyestrain. Its 27-watt compact fluorescent bulb is the equivalent to a 150-watt ordinary light bulb. This makes it perfect for activities such as reading, writing, sewing and needlepoint, and especially for aging eyes. For artists, the VERILUX HappyEyes Floor Lamp can bring a source of natural light into a studio, and show the true colors of a work. This lamp has a flexible gooseneck design for maximum efficiency, and an "Instant On" switch that is flicker-free. The high fidelity electronics, ergonomically correct design, and bulb that lasts five times longer than an ordinary bulb make this product a must-see.

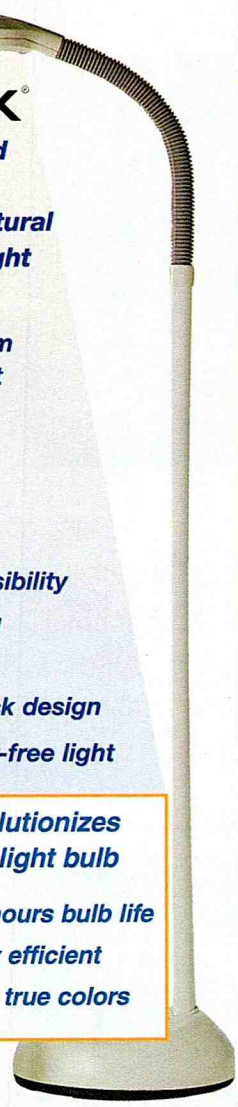

You don't need the Sun to get many of the natural benefits of daylight

- Replicates the balanced spectrum of natural sunlight
- See with comfort and ease
- Creates natural, glare-free light
- Provides sharp visibility
- Uplifting, cheerful and bright
- Flexible gooseneck design
- Instant-on, flicker-free light

Technology revolutionizes the light bulb



- 5,000 hours bulb life
- Energy efficient
- Shows true colors

This light can change the way you live and work

"I love it! Reading is so much easier on my eyes. It's also great for doing crafts. The lamp's light weight allows me to bring it anywhere.
—Karen R. CA

It really brightens up my office, Thank you.
—Jan L. GA

I use my computer all the time and WOW what a difference. I just put it up and I can see!
—Kathy N. CA

It is really nice and eliminates the glare!
—Nita P. CA

It is a nice sunny product for a windowless office."
—Edith L. NJ

Try this manufacturer direct special offer. The VERILUX HappyEyes Floor Lamp comes with a one-year manufacturer's limited warranty and TechnoScout's exclusive home trial. Try this product for 30 days and return it for the full purchase price if not satisfied, less shipping and handling.

VERILUX® HappyEyes® Floor Lamp
ZZ-1777. . . . . **$129.95** + S&H
Please mention source code 24479.

For fastest service, call toll-free 24 hours a day

800-399-7853

To order by mail with check or money order, or by credit card, please call for total amount plus S&H. To charge it to your credit card, enclose your account number and expiration date.
Virginia residents only—please add 4.5% sales tax.

Verilux and HappyEyes are registered trademarks of Verilux, Inc.

LATEST...GREATEST...NEATEST...COOLEST
You can see hundreds of high-tech products at
www.technoscout.com

TECHNOSCOUT.com
1998 Ruffin Mill Road
Colonial Heights, VA 23834

30564



1. Pick up two 6-foot-long cedar poles (about 3 inches in diameter) at your local nursery or garden center. They should run you about $5 each. Then select a flat area as your work surface.



2. With a handsaw, cut down four of the branches you gathered so they're each about 30 inches long. You might need a miter saw for thicker branches.



3. **Lay the cedar poles parallel to each other on the work surface, placing them about 2 feet apart.**



4. Use a drill and galvanized finishing screws (nails could split the wood) of varying lengths to attach one of the 30-inch-long branches across the top of the cedar poles. Make sure that the poles are still parallel, then screw the second branch 24 inches below the first, the third branch 6 inches below the second, and the fourth 24 inches down from that.



5. Cut two branches, each 36 inches long, and four branches, each 30 inches long. Then, on the lower half of the trellis, lay a 36-inch-long branch diagonally across the frame from corner to corner, and screw it in place. Then lay one 30-inch-long branch on either side of this branch; each will be 4 to 6 inches from the original diagonal piece. You'll have three branches running diagonally in the same direction like this: ///. Repeat in the opposite direction: \\\. This will create the crisscross pattern shown.



6. Screw all the branches in place. You may want to strengthen the joints where branches cross by wrapping them with galvanized wire. Twist the ends of the wire together with a pliers.



7. Trim branches, if necessary, after they're all secured. But they don't have to be exactly the same length—it's actually more charming if they're not. Now cut two branches, each 30 inches long, and another one 16 inches long. Lay these down together to form a wide capital letter A. Screw in place. Turn the trellis over and attach the A to the top. (You might need someone to help hold the branches in place while you work.)



8. Now it's time to get creative. Add character to your design with some quirky decorative elements. A basket of flowers, a small birdhouse, even a few garden tools will do the trick.

materials list

Here's what you'll need and how much it'll cost to build a rustic trellis like this one.

8 branches	$0
2 cedar poles	$5 each
Total*	**$10**

*You'll also need a handsaw, drill, pliers, tape measure, and galvanized screws.



9. **You're done!** Lean the trellis against the house or shed to hide ugly drainpipes or merely give a little personality to a neglected space in the yard. If you'd rather install the trellis in the ground, bury the bottom of the poles about 18 inches deep using a post-hole digger or shovel. If the soil isn't dense enough to hold up the trellis, stabilize it by screwing metal fence posts to the cedar poles and setting the posts deep in the ground. Though unnecessary, filling the holes with cement would secure the trellis even more. Want to add some color? Paint your trellis a bright purple or blue.

Next spring Plant annual vines (morning glory or moon vine, climbing ivy, or clematis) and train them to grow up the trellis. Tendrils and blooms will shoot to the top.

home-xpress
www.home-xpress.com

Link To Your Favorite Website!

Product Information

Quick And Easy

All your building, renovation, decorating and lifestyle needs are at your fingertips with just the click of a mouse.

HOME-XPRESS.COM is HOME Magazine's interactive product index and information request service. Use HOME-XPRESS to request information online, then link directly to your favorite websites.



MAGAZINE Home
home-xpress
www.home-xpress.com

mirage®
Hardwood Floors

resource guide

Using the Resource Guide

The Home Directory lists manufacturers, distributors, retailers, and/or designers with their telephone numbers and/or websites. The Resource Guide, which follows the Home Directory, is arranged by story title and page number. There you will find a list of products in colored type followed by the name of the source, which is in black boldface type. Contact the source directly for more information and for retail outlets. Note: Antique, one-of-a-kind, and discontinued items may not be listed. While extreme care is taken to provide correct information, *Home Magazine* cannot guarantee accuracy. Information should be verified before purchase.

THE HOME DIRECTORY

Amana; 800-843-0304, amana.com.
Ammonoosuc River Trading Co. & Marketplace; 603-444-1136, amriver.com.
Andersen Windows; 888-888-7020, andersenwindows.com.
Anthropologie; 800-309-2500, anthropologie.com.
Asko; 800-898-1879, askousa.com.
Ballard Designs; 800-367-2775, ballarddesigns.com.
Benjamin Moore; 888-236-6667, benjaminmoore.com.
Bosch; 800-944-2904, bosch appliances.com.
Bose; 800-444-2673, bose.com.
Bridgwater Consulting Group, 323-462-6296.
Bruce Graney & Co., 626-449-9547.
Cambridge Soundworks; 800-945-4434, hifi.com.
Casio; 800-962-2746, casio.com.
Celadon Home, 843-884-7005.
Chambers, 800-334-9790.
Chardon Construction; 888-823-8719, chardonconstruction.com.
Christopher Fischer, 212-840-1116.
Clark Synthesis; 800-898-1945, clarksynthesis.com.
Crabtree & Evelyn; 800-272-2873, crabtree-evelyn.com.
Crate & Barrel; 800-996-9960, crateandbarrel.com.
Crown City Hardware, 626-794-1188.
Dancing Bear, 603-444-6262.
Deacon's Bench Furniture; 603-444-0208, deaconsbenchfurniture.com.
Dell; 800-999-3355, dell.com.
Delta; 800-345-3358, deltafaucet.com.
Dinosaur Designs, 212-680-3523.
Dispela Antiques, 323-934-9939.
Donghia; 800-366-4442, donghia.com.
Dunn-Edwards; 888-337-2468; dunnedwards.com.
Emile Henry USA; 302-326-4800, emilehenry.com.
Erica Tanov; 212-334-8020, ericatanov.com.
ESD: Elizabeth Stuart Designs, 843-577-6272.
Estes/Twombly Architects, Inc., 401-846-3336.
Fisher & Paykel; 800-863-5394, usa.fisherpaykel.com.
Foundation; 718-403-9757, foundationny.com.
Franke; 800-626-5771, frankeksd.com.
Frontgate; 800-626-6488, frontgate.com.
Gardener's Supply, 888-833-1412.
Garnet Hill; 800-622-6216, garnethill.com.
George's Pipe & Plumbing Supply; 626-792-5547, georgesshowroom.com.
Get Real Art; 212-812-2188, getrealart.com.
Glidden; 800-454-3336, gliddenpaint.com.
Hayward's Outdoor, 805-966-1390.
Hickory Chair Company; 828-324-1801, hickorychair.com.
The Home Depot; 800-553-3199, homedepot.com.
Infinity, infinitysystems.com.
In-Sink-Erator; 800-558-5700, insinkerator.com.
Ironwood Designs, 805-962-4334.
Kajer Architects, 626-795-6880.
Kate's Paperie; 888-941-9169, katespaperie.com.
Kim 3 International Furnishings, 805-966-0989.
KitchenAid; 800-422-1230, kitchenaid.com.
K-Mart; 866-245-6278, kmart.com.
Kohler; 800-456-4537, kohler.com.
Kosta Boda; 800-433-4167, kostaboda.com.
Lane Furniture; 800-235-3558, lanefurniture.com.
Le Creuset; 877-273-8738, lecreuset.com.
The Lew Allen Contemporary Gallery, 505-988-8997.
The Lighting Place; 800-799-0891, thelightingplace.com.
Lightolier; 508-679-8131, lightolier.com.
Luminosity Stained Glass Studios; 802-496-2231, luminositystudios.com.
Lutron; 888-588-7661, lutron.com.
Maine Cottage Furniture; 207-846-1430, mainecottage.com.
Michaelian & Kohlberg; 212-431-9009, michaelian.com.
Mission Tile West, 626-799-4595.
Mitsubishi, mitsubishi-tv.com.
Mottahedeh; 800-242-3050, mottahedeh.com.
Nancy Koltes At Home; 212-219-2271, nancykoltes.com.
Orrefors; 800-433-4167, orrefors.com.
Oxford Floral Company; 800-748-8917, oxfordfloral.com.
John Patton, 805-966-1484.
Pella, pella.com.
Plow & Hearth; 800-494-7544, plowandhearth.com.
Pottery Barn; 800-922-5507, potterybarn.com.
Progress Lighting; 864-599-6000, progresslighting.com.
Ralph Lauren Home; 800-756-7656, polo.com.
Rejuvenation Period Lighting and House Parts, 503-231-1900.
Resolute; 206-343-9323, resoluteonline.com.
Restoration Hardware; 888-243-9720, restorationhardware.com.
Robert Romero Woodworking, 626-451-6916.
Rockustics; 800-875-1765, rockustics.com.
Ryall Porter Architects; 212-254-1175, ryallporter.com.
Sharp; 800-237-4277, sharp-usa.com.
Smith & Hawken; 800-940-1170, smithandhawken.com.
Stephen Herlong Architect Inc.; 843-886-9199, herlongarchitects.com.
StereoStone; 800-350-7866, stereostone.com.
Sub-Zero; 800-222-7820, subzero.com.
Sur La Table; 800-243-0852, surlatable.com.
Susan Sargent Designs; 800-245-4767, susansargent.com.
Target; 800-800-8800, target.com.
Terk Technologies; 800-942-8375, terk.com.
Thermador; 800-656-9226, thermador.com.
Thomas Lake Builders, 626-683-3772.
TIC Industries; 415-479-2124, abrown.com.
Tile Etc.; 800-286-9437, tileetccarpetone.com.
Vermont Custom Cabinetry, 802-223-2433.
Viking; 800-467-2643, viking range.com.
Waring Products; 800-492-7464, waringproducts.com.
Waverly; 800-423-5881, waverly.com.
Williams-Sonoma; 800-541-2233, williams-sonoma.com.
Wolf; 800-332-9513, subzero.com/wolf.

BY THE BOOK, PAGES 47-54

Builder: Steve Chardon of **Chardon**

continued on page 114

THIS DRIVEWAY WILL LOOK NEW FOREVER...

Because Only Cambridge Pavingstones Have The ARMORTEC™ Surface.



Here's Why:

WITHOUT ARMORTEC



Pavers without ArmorTec take on a faded appearance after only one year of ordinary wear, as small stones (aggregate) in the concrete are revealed on the surface.

WITH ARMORTEC



With the permanent, technologically advanced ArmorTec surface, the smooth face and rich color of Cambridge Pavingstones are preserved forever.

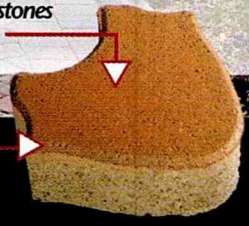



For a vintage look with a distinctive, aged character... The Cambridge Renaissance Collection is available in a variety of shapes and colors.

Cambridge With ArmorTec, Insist On It.

- **FOR PATIOS, DRIVEWAYS, WALKWAYS, POOL DECKS & SUNROOMS...**
  Installs anywhere on a base of gravel & sand — even over existing pavement!
- **INTERLOCKING SYSTEM...**
  Have it professionally installed or do-it-yourself!
- **MAINTENANCE-FREE...**
  No asphalt sealers, no ugly patches, no damage from plowing & salting!
- **SAFE & DURABLE...**
  Stain, slip, skid & crack resistant, twice as strong as poured concrete!
- **UNLIMITED CREATIVITY...**
  Dozens of shapes in pure pigment colors with hundreds of patterns!

"They'll Look Like New Forever."
Cambridge™ Pavingstones
With The ARMORTEC™ Surface

FIND YOUR LOCAL DISTRIBUTOR

ONLINE: www.cambridgepavers.com | PHONE: 201.933.5000

☑ *Please send a **FREE** brochure and the name of the nearest Cambridge Distributor.*

NAME_____
STREET_____
CITY_____
STATE _____ ZIP _____
PHONE (OPTIONAL) (____)_____
TYPE OF PROJECT_____

MAIL TO: H6
Cambridge Pavers Inc.
PO Box 157 | Lyndhurst, NJ 07071

FAX TO: 201.933.5532

PRODUCT INFORMATION

Are you building, remodeling or redecorating your home? Then this is your one-stop shopping list! The companies listed on these pages can provide you with detailed information on their products, either free of charge or for a small fee.

APPLIANCES

1000. Please send me all free information under appliances

1. ELMIRA STOVEWORKS - Builders of Antique Styled Appliances and Retro 1950s Refrigerators. $5.00.

GE APPLIANCES - GE Profile appliances are the perfect marriage of style and innovation for today's kitchens. A full line of built-in and free-standing appliances offer exciting choices for any lifestyle. For more information, call or visit our website.

2. HEARTLAND APPLIANCES INC. - North America's leading manufacturer of uniquely beautiful appliances. Send for a brochure. FREE.

3. JENN-AIR - When it comes to gourmet cooking, Jenn-Air offers the most power and flexibility available in a built-in cooktop. With new, ultra-powerful gas and electric cooking elements, it's clear that Jenn-Air appliances are made For the Love of Cooking. Visit our website for more information. FREE.

4. KENMORE - Our shiny metal boxes are filled with innovation, style and intelligence. Check out stainless steel refrigerators, truly brilliant dishwashers, lingerie loving washing machines by Kenmore and our Kenmore Elite line. FREE.

5. KITCHENAID - For additional information on KitchenAid appliances, please check here or contact us by visiting our website. FREE.

6. LG ELECTRONICS - Equip your dream home with the sleek new LG Washer and Dryer. Largest capacity front-loader available, quiet and energy efficient. FREE.

7. U-LINE - Over the past forty years, U-Line Corporation, located in Milwaukee, Wisconsin, has distinguished itself as the leader in built-in undercounter ice makers, Combo® ice makers/refrigerators, Wine Captain wine storage units, refrigerators and refrigerator/freezers. FREE.

8. WARING - Waring blenders have been doing parties for over 60 years. There's no reason to stop. Classic Design. Professional Performance. Available in cool colors and metallics. FREE.

AUTOMOTIVE

1100. Please send me all free information under automotive

9. CHEVY SUBURBAN - The 2003 Chevy Suburban. The best Suburban yet just got better. FREE.

BATH ACCESSORIES/PLUMBING

1200. Please send me all free information under bath accessories/plumbing

10. GROHE - Showerheads, kitchens and lavatory faucets, thermostatic and pressure balance valves. Quality German engineering is the hallmark of Grohe. FREE.

BUILDING PRODUCTS

11. FOUR SEASONS SUNROOMS & CONSERVATORIES - Two, 18-page catalogs featuring sunrooms, conservatories, patio rooms, enclosures & skylights. Do-it-yourself kits or full installation. FREE.

1300. Please send me all free information under building products

12. EON DECKING/CPI PLASTICS - Eon® is a revolutionary maintenance-free alternative-decking product that features the beauty of natural wood and is backed by a lifetime limited warranty. Eon® beautifies your outdoor living…forever. For more information, please visit our website. FREE.

13. ICYNENE INC. - Icynene® is a spray-in place, non-toxic, soft-foam insulation that contains no VOCs, CFCs, HCFCs or Formaldehyde. FREE.

14. JOHNSON HARDWARE -
FREE POCKET DOOR IDEAS BOOKLET
Color photos provide ideas on how to open up rooms, create more space, provide privacy with Johnson Pocket Door Systems. Includes installation instructions and helpful tips. FREE.

15. LINDAL CEDAR - Legendary style and quality in every square foot… Lindal's design, engineering, materials and service combine to create your dream home. FREE.

16. LUTRON ELECTRONICS - Experience the lighting control magic in every room with Lutron dimmers. Lutron dimmers save energy, set a mood and add flexibility when installed anywhere in your home. Learn more with our home lighting controls brochure and video. FREE.

17. THE GREAT INDOORS - The Great Indoors, the store for people who love to decorate, redecorate and remodel. Visit one of our eighteen locations or shop online anytime. FREE.

CLOSETS

1400. Please send me all free information under closets

18. EASYCLOSETS.COM - Buy professional custom closets direct. Design your closet online or request a free personal design by our in-house experts. Free shipping and lifetime guarantee. Most orders shipped within 24hrs. FREE.

FIREPLACES & STOVES

1500. Please send me all free information under fireplaces & stoves

19. HEAT-N-GLO - Heat-N-Glo, known throughout the industry as the innovative leaders, has been producing high quality fireplaces since 1975. They were the first fireplace manufacturer to patent and market Direct Vent fireplaces as well as the hand held remote control. They offer a complete line of energy efficient and clean burning gas fireplaces, fireplace inserts and gas logs to fit most any application, as well as a wide variety of wood-burning fireplaces. They have recently added Electrafire models to their line that includes fireplaces and a stove, along with a new line of outdoor products for a complete line of hearth products. FREE.

20. HYDRO-SIL - Replace the high cost of oil-gas-electric heat – save up to 50% with Hydro-Sil Heating. FREE.

21. NAPOLEON FIREPLACES - A complete line of fireplaces, stoves and inserts available in gas, wood or oil. Exclusive fireplace of the Bob Vila Dream Home. FREE.

22. REGENCY FIREPLACE PRODUCTS - Regency is a full line of high-quality gas and wood burning freestanding stoves, fireplaces and fireplace inserts. FREE.

23. VERMONT CASTINGS, MAJESTIC PRODUCTS - A Vermont Castings wood or gas stove or fireplace is a welcome addition to any home. To learn more, request our FREE Fireside Advisor Catalog. FREE.

FLOORING

1600. Please send me all free information under flooring

24. AMTICO - Amtico flooring is practical, beautiful and will take the knocks of life in its stride. More hard-wearing and forgiving than natural materials, it is guaranteed for 20 years. FREE.

25. CARPET EXPRESS - Shop at home with Carpet Express and enjoy mill direct savings on carpet, vinyl, & hardwood flooring. America's most trusted brands at true wholesale prices. WE SHIP ANYWHERE. FREE.

26. COURISTAN - Offers over 60 collections in its renowned residential broadloom line, each designed with the highest standard of styling and quality. Free brochures are available. FREE.

27. DUPONT STAINMASTER® - For more information on DuPont Stainmaster® with advanced Teflon® repel system, request our Carpet Selection Guide. FREE.

28. MIRAGE FLOORING - MIRAGE prefinished hardwood floors reveal your goal of finding the highest quality product whose beauty withstands the test of time. Enjoy the very best in quality, in beauty and for life. $1.00.

29. MOHAWK FLOORING - For free Mohawk product literature or to find a Mohawk dealer in your area, call or visit our website. FREE.

30. QUICK-STEP - Floors that stand up™. Quick-Step is the glueless laminate floor that can take the wear and tear of everyday life. FREE.

31. WEAR-DATED CARPET FIBER FROM SOLUTIA - Brochures available: How to Buy Carpet, Wear-Dated Warranty, Carpet Care & Maintenance, Spot Cleaning Guide. FREE.

HOME FURNISHINGS & DESIGN

1700. Please send me all free information under home furnishings & design

32. A BRASS BED SHOPPE - A BRASS BED SHOPPE - You can buy factory direct and save 50% on heirloom quality iron beds, brass beds, daybeds and cribs. Once-In-A-Lifetime savings! Color catalog offers large selection. $1.00.

33-34. AMERICAN BLIND & WALLPAPER FACTORY - Save 25% to 82% on 1st quality name brand blinds and wallpaper! FAST FREE UPS shipping! Call or visit us for the Guaranteed Lowest Prices on blinds, wallpaper, borders, curtains, drapery, toppers, custom framed art, area rugs, lighting and more. We carry every blind or wallpaper that you've seen at our decorating store or home center. 100% satisfaction guaranteed. Please specify: Blind Sample Kit and Measuring Guide $2.00 Circle 33, or Wallpaper Catalog $2.00 Circle 34.

35. AMERICAN LIGHTSOURCE - Thousands of stylish lighting fixtures from top quality manufacturers. Call us for best prices and largest selection. $5.00.

36. EXCELSIOR DESIGNS - Excelsior Designs offers contemporary and transitional bedroom, dining room, home office, entertainment and occasional designs. Each collection features exquisite finishes, exceptional veneers and inlays, and the finest in Italian craftsmanship. FREE.

37. FRAN'S WICKER AND RATTAN FURNITURE - From spectacular sets to the hard to find specialty items all from America's oldest and largest wicker & rattan importer. See our complete assortment of "All Weather Wicker." FREE 72-page color catalog. FREE.

38. HUNTER DOUGLAS - Send for our free 24-page decorating booklet with all the information you need for choosing the perfect window fashions for your home. FREE.

39. LA-Z-BOY - Receive a FREE Home Furnishings Kit from La-Z-Boy. The kit includes product information and a La-Z-Boy decorating guide, complete with planning grid and furniture templates. FREE.

40. NORWALK - Custom Order Upholstered Furniture in about 35 days. Franchise opportunities available. FREE.

SERTA - Serta Mattress Company - Serta consistently offers more comfort, value and innovation at every product level than any other mattress brand. That's the reason for the company promise, "you'll feel the difference the moment you lie down." When furnishing the room that's the heart of your home, why settle for anything less than the best? For more information on Serta mattresses, visit our website.

41. STOREHOUSE - Storehouse, a selection of classic and relaxed home furnishings - styles with an evolving assortment of accent pieces sourced worldwide. FREE.

42. WESLEY ALLEN INC. - Creating the world's finest iron beds for over a quarter century. Wesley Allen features over 75 styles that are available in 33 hand applied finishes. FREE.

43. WICKER WAREHOUSE - The finest wicker and rattan furniture for indoors and outdoors at fabulous pricing. FREE.

Requesting information is easy!

Simply fill out the coupon below and mail. For faster service, fax to (239) 213-2199. Or for the quickest response you can get, visit us on the Web at www.home-xpress.com and make your request online!

home-xpress
www.home-xpress.com

KITCHENS

1800. Please send me all free information under kitchens

44. BAY CITIES KITCHENS AND APPLIANCES - Transforming kitchens and baths with our fine cabinetry. Design and appliances since 1945. FREE.

45. ELKAY MANUFACTURING COMPANY - Stainless steel undermount and self-rimming drop-in sinks, plus single-lever and two-handle faucets. $1.00.

46. KRAFTMAID - KraftMaid's FREE Kitchen Planner and 100-page Cabinetry Idea Book will inspire you with design ideas, provide you with outstanding selection of styles, furniture finishes and hundreds of space-saving storage features and decorative enhancements. FREE.

47. WELLBORN CABINET, INC. - Order the Essence of Cabinetry Catalog Collection today - this colorful packet features three of Wellborn Cabinet, Inc.'s most vibrant color brochures displaying exciting, new ideas for the kitchen, bath or any room of your home. Let us create the kitchen of your dreams at any point on the pricing spectrum. $3.00.

PAINT/STAIN

1900. Please send me all free information under paint/stain

48. DUTCH BOY - The Dutch Boy Twist & Pour paint container now makes painting projects easier to do with an easy to use handle, removable insert and a resealable lid. Dutch Boy Twist & Pour Paint Container, easy to hold, easy to open and easy to pour! FREE.

PLUMBING FIXTURES

2000. Please send me all free information under plumbing fixtures

49. FRANKE CONSUMER PRODUCTS INC., KSD - Finely designed sinks, faucets, water filtration systems and custom-fitted accessories for the kitchen and bath. FREE.

50. KOHLER - KOHLER Bath & Kitchen ideas - A complete set of full-color product catalogs covering baths and whirlpools, showers, lavatories, toilets and bidets, kitchen and entertainment sinks, faucets and accessories. $15.00.

51. MICO DESIGNS - Faucets for both the kitchen and bath combining classic designs with state-of-the-art technology. Some series are created by designer Tom Robbins. $1.00.

POOL, SPA, PATIO & GARDEN

2100. Please send me all free information under pool, spa, patio & garden

52. ARCHADECK - Archadeck - America's Deck Builder custom designs and builds decks, screened porches, sunrooms, gazebos and arbors. Established in 1980, Archadeck has built more than 45,000 projects across America and is ranked #1 in Decks and Porches in the U.S. FREE.

53. BIOGUARD® - Discover how you can get sparkling clear pool water with BioGuard's easy convenient Program approach to pool care. BioGuard has chlorine, non chlorine and automated systems. Our FREE BioGuard flyer will give valuable information on pool care products, programs and our promotions. FREE.

54. DURASOL - Retractable Awnings - custom made & professionally installed by local dealers. FREE.

55. ENDLESS POOLS INC. - Swim or exercise in place against a smooth current, adjustable to any speed or ability. Ideal for swimming, water aerobics, aqua therapy and fun. FREE.

56. HYDROPOOL - Self-cleaning premium quality Hottubs and Swim-in-place fitness and massage pools. FREE.

SPECIALTY ITEMS

2200. Please send me all free information under specialty items

57. THE IRON SHOP - The Iron Shop is the leading manufacturer of spiral stair kits. Spirals are available in metal, oak, victorian, cast aluminum kits and all welded custom units. FREE.

58. XYPEX CHEMICAL CORP. - XYPEX HD-150 Concrete Waterproofer is a non-toxic, penetrating treatment that fills and permanently plugs the pores, capillary tracts and micro-cracks in concrete, concrete block and mortar. FREE.

WINDOWS & DOORS

59. MARVIN WINDOWS AND DOORS - This catalog features Marvin wood and clad wood windows and doors. The beautiful photographs and information will help generate design ideas for you. FREE.

2300. Please send me all free information under windows & doors

60. ANDERSEN WINDOWS - Send for your FREE "Long Live The Home™" idea book from Andersen Windows. Learn how our windows can make your home brighter and more beautiful. Plus, all the inspiration you need to turn any house into a home. FREE.

61. PELLA - Receive a FREE Dreambook from Pella® Windows and Doors, the company that never compromises on materials, craftsmanship, design or performance. FREE.

62. PHANTOM SCREENS - Phantom retractable screens are perfect for all types of doors, windows and more. They roll out of sight when not in use, so you can enjoy the view. FREE.

POZZI WINDOWS - Handcrafted by artisans in Bend, Oregon, Pozzi wood windows and patio doors are created to meet your traditional, contemporary or one-of-a kind design needs. Natural wood, primed or aluminum clad exteriors in 12 standard, 19 DesignerChoice™ or custom colors line the palette of choices. For a tour of more options and a dealer near you, visit our website.

63. THERMA-TRU DOORS - The largest manufacturer of exterior door systems offering beauty, security and functionality in every detail. FREE.

64. TIMBERLANE WOODCRAFTERS - Timberlane offers window treatment solutions for your home, inside and outside! With several styles, colors and options of interior solutions, more than 25 standard styles of exterior shutters, thousands of pieces of reproduction shutter hardware ready-to-ship the same day, and the fastest lead time (14 Days!) you will treasure your Timberlane Experience! FREE.

RETURN THIS COUPON TODAY FOR VALUABLE INFORMATION

Yes! Please rush my information from the companies listed below. I have circled the appropriate numbers and enclosed payment for priced items. Information will be mailed directly from each company. You can also check out www.home-xpress.com.

1000. ALL APPLIANCES	
1. ELMIRA STOVEWORKS	$5.00
2. HEARTLAND APPLIANCES INC.	FREE
3. JENN-AIR	FREE
4. KENMORE	FREE
5. KITCHENAID	FREE
6. LG ELECTRONICS	FREE
7. U-LINE	FREE
8. WARING	FREE
1100. ALL AUTOMOTIVE	
9. CHEVY SUBURBAN	FREE
1200. ALL BATH ACCESSORIES/PLUMBING	
10. GROHE	FREE
11. FOUR SEASONS SUNROOMS & CONSERVATORIES	FREE
1300. ALL BUILDING PRODUCTS	
12. EON DECKING/CPI PLASTICS	FREE
13. ICYNENE INC.	FREE
14. JOHNSON HARDWARE	FREE
15. LINDAL CEDAR	FREE
16. LUTRON ELECTRONICS	FREE
17. THE GREAT INDOORS	FREE
1400. ALL CLOSETS	
18. EASYCLOSETS.COM	FREE
1500. ALL FIREPLACES & STOVES	
19. HEAT-N-GLO	FREE
20. HYDRO-SIL	FREE
21. NAPOLEON FIREPLACES	FREE
22. REGENCY FIREPLACE PRODUCTS	FREE
23. VERMONT CASTINGS, MAJESTIC PRODUCTS	FREE
1600. ALL FLOORING	
24. AMTICO	FREE
25. CARPET EXPRESS	FREE
26. COURISTAN	FREE
27. DUPONT STAINMASTER®	FREE
28. MIRAGE FLOORING	$1.00
29. MOHAWK FLOORING	FREE
30. QUICK-STEP	FREE
31. WEAR-DATED CARPET FIBER FROM SOLUTIA	FREE
1700. ALL HOME FURNISHINGS & DESIGN	
32. A BRASS BED SHOPPE	$1.00
33. AMERICAN BLIND & WALLPAPER FACTORY - SAMPLE KIT	$2.00
34. AMERICAN BLIND & WALLPAPER FACTORY - WALLPAPER CATALOG	$2.00
35. AMERICAN LIGHTSOURCE	$5.00
36. EXCELSIOR DESIGNS	FREE
37. FRAN'S WICKER AND RATTAN FURNITURE	FREE
38. HUNTER DOUGLAS	FREE
39. LA-Z-BOY	FREE
40. NORWALK	FREE
41. STOREHOUSE	FREE
42. WESLEY ALLEN INC.	FREE
43. WICKER WAREHOUSE	FREE
1800. ALL KITCHENS	
44. BAY CITIES KITCHENS AND APPLIANCES	FREE
45. ELKAY MANUFACTURING COMPANY	$1.00
46. KRAFTMAID	FREE
47. WELLBORN CABINET, INC.	$3.00
1900. ALL PAINT/STAIN	
48. DUTCH BOY	FREE
2000. ALL PLUMBING FIXTURES	
49. FRANKE CONSUMER PRODUCTS INC., KSD	FREE
50. KOHLER	$15.00
51. MICO DESIGNS	$1.00
2100. ALL POOL, SPA, PATIO & GARDEN	
52. ARCHADECK	FREE
53. BIOGUARD®	FREE
54. DURASOL	FREE
55. ENDLESS POOLS INC.	FREE
56. HYDROPOOL	FREE
2200. ALL SPECIALTY ITEMS	
57. THE IRON SHOP	FREE
58. XYPEX CHEMICAL CORP.	FREE
59. MARVIN WINDOWS AND DOORS	FREE
2300. ALL WINDOWS & DOORS	
60. ANDERSEN WINDOWS	FREE
61. PELLA	FREE
62. PHANTOM SCREENS	FREE
63. THERMA-TRU DOORS	FREE
64. TIMBERLANE WOODCRAFTERS	FREE

PLEASE PRINT OR TYPE:

Name _____

Address _____

City _____

State _____ Zip _____

Telephone _____

E-Mail _____

1. My favorite leisure activity is _____

2. The predominant colors in my home are _____

3. The most important room in my home is _____

PRICED LITERATURE: _____

TOTAL ENCLOSED: _____

Check/Money Order payable to HOME Magazine, or charge to: ❑ VISA ❑ MASTERCARD ❑ AMEX

Credit Card #: _____

Signature: _____

Day Tel # _____ Exp. Date: _____

MAIL TO: HOME MAGAZINE, P.O. BOX 8029, NAPLES, FL 34101-6820

Offer limited to U.S. residents. Please allow six to eight weeks for delivery. This coupon expires July 31, 2004.

HM 07/03-1

SPECIAL offer



For *Home Magazine* Readers

Foldaway Wheelbarrow

This amazing wheelbarrow folds flat so you can stack it or hang it in a small space. Even though it's incredibly lightweight (only 12 pounds), it can carry loads of up to 110 pounds. Made of triple-stitched, waterproof, and reinforced canvas, it holds sand, soil, leaves, garden cuttings, snow, logs, even shopping or laundry. The powder-coated steel frame features an inflatable front wheel that glides smoothly over all surfaces.

Just $39.95

To Order

Send check or money order for **$39.95,** plus **$9.95 for shipping and handling** for each unit. Residents of CA, CT, FL, MI, NY, PA, TN, VA, and WI need to add applicable sales tax.

Send your order to:

Home Magazine
Foldaway Wheelbarrow Offer
Dept. A073N, Box 710
Holmes, PA 19043

For speedier service, have your MasterCard or Visa handy, and call toll-free 800-866-6662: Ask for Department A073N.

Our toll-free line is open 24 hours a day, seven days a week. Offer available only in the continental United States and only while supplies last. For delivery, please allow two to four weeks from our receipt of order.

Construction. Windows and **doors** by **Andersen Windows.**

Page 47 Porch: Rocking **chair** from **Gardener's Supply.**

Pages 48-49 Kitchen: **Cabinets** by **Vermont Custom Cabinetry. Paint** in Linen White by **Benjamin Moore.** Granite **countertop** in B'Oreal Green from **Tile Etc.** Undermount double stainless **sink** by Elkay available through **The Home Depot. Faucet** by **Delta. Dishwasher** by **Bosch. Range** and **hood** by **Thermador. Knobs** and **pulls** from **Restoration Hardware.**

Page 49 Kitchen (sofa shot): **Sofa** in Sage Green from **Deacon's Bench Furniture.** Moroccan side **table** in red, suede **pillows,** and cashmere **throw** in Citron—all from **Garnet Hill.** Silver **vase** from **Restoration Hardware.**

Page 50 Window Corner: **Chair** by **Ballard Designs.** Wooden **toolbox** from **Ammonoosuc River Trading Co. & Marketplace. Pillow** from **Anthropologie.** Begovia green **vase** from **Smith & Hawken.**

Page 51 Mudroom: Ceramic floor **tiles** from **Tiles Etc.** Windowpane cotton-hemp **rug** in Sage, **bench,** and garden **pails**—all from **Garnet Hill.** Light **fixture** from **The Lighting Place. Pillows** from **Anthropologie.**

Page 52 Bedroom: **Paint** #779 by **Benjamin Moore. Paint** (trim) in Pure White by **Glidden. Bed, nightstand,** chenille **rug, lamp,** and **bedding**—all by **Garnet Hill. Bookcases** from **The Home Depot. Table** and **chairs** from **Crate & Barrel.** Blue storage **totes** from **Target.** Hanging **stars** from **Dancing Bear.**

Page 53 Master Bedroom: **Paint** in Mesa by Martha Stewart Everyday, available through **K-Mart. Paint** (trim) in Linen White by **Benjamin Moore.** Maria Matelassé **sham** in blue by **Garnet Hill.**

Page 54 Bathroom: Half-moon **table** and **towels** by **Garnet Hill. Paint** in Everyday Green by Martha Stewart Everyday, available through **K-Mart.**

A BEACON OF LIGHT, PAGES 72-77

Architectural design by James Estes, AIA, of **Estes/Twombly Architects, Inc. Windows** and **doors** by **Pella. Lighting** by **Lightolier** and **Progress.**

Pages 72-73 Living Room: Pastel on Paper **print** by Annie Echols and available through **Get Real Art.** Wool striped **rug** from **Michaelian & Kohlberg.** Cashmere **pillows** and **throw** from **Christopher Fischer.** Virtu floor **lamp** with glass **shade** by **Resolute.** Round cut-glass **vase** (with yellow flowers) and ceramic **vase** (by fireplace) from **Foundation.**

Page 73 Patio: Green resin **cups** from **Dinosaur Designs. Tablecloth** from **Nancy Koltes At Home.** Cashmere **pillows** from **Christopher Fischer.**

Page 74 Dining Area: Wool multistriped **rug** from **Michaelian & Kohlberg.** Black and yellow **tray** from **Erica Tanov.** Green dish **towel** from **Nancy Koltes At Home.**

Page 75 Kitchen: Summer Garden *giclée* **print** by Tracy McGuiness available through **Get Real Art. Bowls** from **Dinosaur Designs. Dish towels** from **Nancy Koltes At Home.**

Page 76 Home Office: Blue Crab acrylic on canvas **painting** by Tony DiFatta and Summer Garden *giclée* **print** by Tracy McGuiness, both available through **Get Real Art.** Checkerboard Indigo **rug** from **Michaelian & Kohlberg.** Cashmere **pillow** and **throw** from **Christopher Fischer.** Anon white table **lamp** by **Resolute.** Silk **notebooks** by Paul Thomas and available through **Kate's Paperie.**

Page 76 Home Office (other view): Popular Girl mixed-media **collage** by Tracy McGuiness available through **Get Real Art.** Ceramic **vase** from **Foundation.** Silk **notebooks** by Paul Thomas available through **Kate's Paperie.**

Page 77 Bathroom: Plumbing **fixtures** by **Franke. Range** by **Thermador. Refrigerator** by **Amana.** Resting Horse **monotype** by Barbara Zanelli available through **Get Real Art.** Green resin **glass** from **Dinosaur Designs. Towels** from **Nancy Koltes At Home.** Santoor **runner** in red from **Michaelian & Kohlberg.** Round glass **vase** from **Foundation.**

Page 77 Dishwasher: **Dishwasher** by **Asko. Bowls** from **Dinosaur Designs.**

Page 77 Kitchen (detail shot): Ceramic **vase** (with flowers) from **Foundation.**

A FAMILY AFFAIR, PAGES 78-83

Architectural design by Georgie Kajer, AIA, of **Kajer Architects.** General Contractor (and installer of granite countertops): **Thomas Lake Builders.** Cabinetmaker (also custom plaster surround at hood): **Robert Romero Woodworking. Refrigerator** by **Sub-Zero. Dishwasher** by **KitchenAid.** Six-burner **cooktop** with **griddle** by **Wolf.** Thermal-convection stacked **oven** and **warming drawer** by **Viking. Exhaust hood insert** 1400 CFM (within plaster surround) by **Thermador. Microwave** by **Sharp.** Dickinson cast-iron Farmhouse **sink** and **sink** in island by **Kohler. Faucet** by Barber Wilsons of London and imported by Soho Corp. through **George's Pipe & Plumbing Supply.** Wrought-iron **light fixture** from **Dispela Antiques.** Pendant **light fixtures** (custom, shown hanging over sink counter) and **wrought-iron bars** (custom, at platter shelves) by **Ironwood Designs.**

resource guide

Moravian Star **light fixture** (over breakfast table) from **Luminosity Stained Glass Studios.** Push-button **electric switch plates** and **trim** from **Rejuvenation Period Lighting and House Parts.** Subway ceramic **tiles** (backsplash) from **Mission Tile West. Cabinet hardware** from **Crown City Hardware. Paint** (walls) in Spanish White by **Benjamin Moore. Paint** (trim and cabinets) in Swiss Coffee by **Dunn-Edwards.** Breakfast **table** and **chairs** from **Bruce Graney & Co.** Jadite **accessories;** KitchenAid **mixer** in Retro Green; and Waring **blender** in green—all from **Sur La Table. Rugs** from **Pottery Barn.**

CROWD PLEASER, PAGES 84-91

Architectural design by Stephen Herlong, AIA, of **Stephen Herlong Architect Inc.**
Page 84 Porch: Wicker **basket** in purple from **Maine Cottage Furniture.**
Page 85 Bedroom: Scroll Vine **coverlet** #7820 and **sham** #7821 from **Garnet Hill.**
Page 86 Foyer: Straw **tote** from **Celadon Home.**
Page 87 Family Room: Fern-print **pillows** from **ESD: Elizabeth Stuart Designs.** Orange juice **glass** from **Williams-Sonoma.**
Pages 88-89, 91 Kitchen: **Ovens** by **Viking. Dishwasher drawers** by **Fisher & Paykel. Garbage disposal** by **In-Sink-Erator. Faucets** by **Kohler. Computer** by **Dell. Dutch oven** in red by Le Creuset, 60th Anniversary **blender** by Waring, mixing **bowls** in yellow by Emile Henry, and **dish towels**—all from **Williams-Sonoma.**
Pages 90-91 Bathroom: **Canisters** from **Chambers.**

HOME AGAIN, PAGES 92-97

Architectural design by Ted Trussell Porter, AIA, of **Ryall Porter Architects. Flowers** from **Oxford Floral Company.**
Page 94 Living Room: September centerpiece **bowl** and Carmen **vase** by **Kosta Boda.** Tidewater Resist cotton pillow **fabric** in Indigo from the Williamsburg Volume 1 Collection by **Waverly.**
Page 95, 97 Dining Room: Legacy oval-back **armchair** and King's Arms Chippendale side **chairs** from the Williamsburg Collection by **Lane Furniture.** Indienne cotton **fabric** (seats) from the Williamsburg Volume 1 Collection by **Waverly.** Tobacco Leaf dinner **plates** and Cobalt hock-wine stem by **Mottahedeh.** Intermezzo **goblets** in blue and Intermezzo **cake stand** in blue by **Orrefors.**
Page 96, 97 Bedroom: Bird Tree **duvet cover** and **pillows** in Sage by **Susan Sargent Designs.** Drop of Water

continued on page 119

Lighting Technology for your home

Harness the power of the sun with elegant stainless steel solar lights

The Sun-Glow® Solar Light illuminates patios, gardens and walkways, and draws its power from the sun.



Now you can add a bit of class to your landscaping efforts with the Sun-Glow® Solar Light. The Sun-Glow® Solar Light graces any patio, garden, walkway or driveway and illuminates them, adding a touch of elegance to your home.

Put your good taste in the spotlight. The Sun-Glow® Solar Light has a solar cell that converts sunlight into electricity. This electricity is used to recharge the built-in batteries each day. A photo-cell sensor automatically turns on the light at night. The more sunlight received during each day, the longer the light will operate that night. The light will use all available energy from the batteries each night. Since this light is powered entirely by the sunlight it receives each day, operating times will vary by specific location and daily weather. The white LED bulb lasts for 10,000 hours, is incredibly bright and will never need to be replaced. On a full charge (six to eight hours in full sunlight), this light will last for eight to 15 hours at night.

- *Stainless Steel and prismatic construction*
- *Power-efficient single-crystalline solar cell*
- *New technology bright white LED bulb*
- *Light will last for eight to 15 hours when fully charged*
- *Some assembly required*

Place these attractive lights all around your house. Let's be honest, lights for your home are practical, especially in the dark. But sometimes the lights you place along your driveway, or walkway can be unattractive. This light eliminates that problem by combining practicality with class and gives you the kind of accents you've been looking for. The Sun-Glow® Solar Light is perfect for outdoor parties, or simply when you come home at night, and you can't easily find your way up the path. There are no wires to install, allowing easy placement anywhere on your lawn. Made with real stainless steel, this solar light will make a beautiful addition to any house. Above ground height measures 11 inches.

A photo-cell sensor automatically turns on the Sun-Glow® Solar Lights at night.





Try it yourself for 30 days! The Sun-Glow® Solar Light is backed by TechnoScout's exclusive in-home 30-day trial. If you aren't completely satisfied, simply return it for the full purchase price, less shipping and handling.

Sun-Glow® Solar Lights
ZR-3209 . . . . . **$49.95** + S&H
Two or more . . . . . $39.95 each + S&H
Please mention promotional code **24461.**
For fastest service, call toll-free 24 hours a day
800-399-7858
To order by mail with check or money order, or by credit card, please call for total amount plus S&H. To charge it to your credit card, enclose your account number and expiration date.
Virginia residents only—please add 4.5% sales tax.

LATEST...GREATEST...NEATEST...COOLEST
You can see hundreds of high-tech products at
www.technoscout.com

TECHNOSCOUT
1998 Ruffin Mill Road
Colonial Heights, VA 23834
All rights reserved. © 2003 TechnoBrands, Inc.
33891

Home marketplace



HOMEWAY FURNITURE: Home of quality furniture for less. We have over 400 name brands available at up to 40% savings. We ship nationwide, have in-home delivery & setup and we're fully insured. Visit us at www.homewayfurniture.com or call 1-800-334-9094 for pricing and more information.



WICKER WAREHOUSE– Beautiful wicker and rattan furniture! Teak, wrought iron and aluminum too! National brands from Lane, Woodward, Cebu, South Sea and more! Plus our own hand-picked imports of bedrooms. Bathrooms, children's furniture and accessories galore! Free 112 page color catalog. Showroom located in Hackensack, NJ. Log onto www.wickerwarehouse.com or call 1-800-989-4253.



AMERICAN LIGHT SOURCE - Lowest prices guaranteed on finest quality home lighting products from worldwide sources. Catalog $5.00(refundable). Call 800-741-0571 or order from our online catalog at www.americanlightsource.com



WORLD'S LARGEST INVENTORY– Old & new china, crystal, sterling, silverplate, stainless, hollowware, collectibles. All manufacturers, fine & casual. 10 million pieces, 183,000 patterns. Buy & sell, estate pieces available. Call for FREE lists daily 8am-midnight ET. 1-800-REPLACE (1-800-737-5223). REPLACEMENTS LTD., P.O. Box 26029, Dept HE, Greensboro, NC 27420. www.replacements.com



DECORATING DEN INTERIORS. Follow your dream: Interior Decorating! Build a great business and a beautiful career. Each franchise independently owned and operated. Visit our website at www.decoratingden.com or call 1-800-DEC-DENS.



PET DOORS - are the ultimate in convenience for cats and dogs. And, they free you from the doorman duty. There are many different styles to fit doors, walls, windows, screens, and sliding glass doors. For a free catalog call Pet Doors USA Inc. Dept HME0307. 800-749-9609 or visit www.petdoor.com



SPIRAL STAIR KITS. Since 1931, The Iron Shop® has enjoyed a reputation for quality & value in spiral stairs. As the leading manufacturer of spiral stair kits, The Iron Shop offers its customers the very best in selection, quality & prices. Spirals are available in Metal, Oak, Victorian Aluminum Kits & All Welded Custom Units. Call for our FREE color catalog. 1-800-523-7427, Ext. H, or write: The Iron Shop, Dept. H, P.O. Box 547 Broomall, PA 19008. 1-800-523-7427. www.TheIronShop.com/H

American Blinds, Wallpaper & More

SAVE 25%-85% OFF ALL BLINDS & WALLPAPER!



Call 800-694-2263 or visit www.decoratetoday.com for FREE Blinds, Wallpaper & Area Rug catalogs. All the top brands: Hunter Douglas, Waverly, Levolor, Imperial, Duette & more. FREE Shipping - Lifetime Lowest Price Guarantee - 100% Satisfaction Guarantee. If you can dream it, we can get it!



EXPAND YOUR TABLE SURFACE IN SECONDS! The Guardian Card Table Xtender Top creates a large 48" round table surface from any standard card table. Increase table seating to six for dinner or eight for a card game. FREE brochure available. Call 800-444-0778 or write to: GUARDIAN CUSTOM PRODUCTS, P.O. BOX 10010, Perrysburg, OH 43552-3010.



SLIPCOVERS BY MAIL. Sure Fit Slipcovers allow you to fall in love with your furniture again. Three sizes (chair, loveseat, sofa) fit most upholstered furniture. Stylish, machine washable fabrics like velvet, chenille and damask. Pillows, recliner, dining chair and wing chair covers available. Call 1-800-339-4256 for a free catalog or visit www.surefit.com



EASY TO DESIGN...EASY TO INSTALL...EASY TO AFFORD... Design your closet online!! Free shipping anywhere in the U.S. EasyClosets.Com Visit us at www.easyclosets.com or call 1-800-910-0129 to speak to a professional closet designer.

shopping at Home

. . . where function and style meet !

Imagine all of your shopping needs in one place...

Home® makes it easy, fun, and affordable by bringing a world of exclusive and unique merchandise into your home.

This collection of fine advertisers expands your shopping choices, with products from all over the country available to you. Just let your fingers do the shopping.

For advertising information call Judy Dorman at 212-767-5725 or 800-445-6066.

Swim At Home™



Swim or exercise against a smooth current adjustable to any speed or ability. Ideal for swimming, water aerobics, rehabilitation and fun. The 8'x15' Endless Pool™ is simple to maintain, economical to run, and easy to install inside or outdoors.

FOR FREE VIDEO CALL (800) 233-0741, Ext. 2719

Visit www.endlesspools.com/2719 or write Endless Pools, Inc. 200 E Dutton Mill Road Aston, PA 19014

ENDLESS POOLS

Custom Table Pads



9-Day Delivery Available

Guaranteed Quality and service from America's premiere table pad company.

Free measuring service available in most areas. Satisfaction is guaranteed with return privilege. 30-year limited warranty.

1-800/328-7237 Ext.250

Sentry Table Pad Co.

visit us at: www.sentrytablepad.com

Vinyl Wood Carpet

CARPETS OF DALTON, INC. 888-514-7446 Nation's Largest

Pad Rugs Ceramic Laminate

"FREE CARPET SAMPLES"

"1-888-514-7446"

Info@carpetsofdalton.com

Guaranteed Lowest Prices

Nations Largest

DESIGN YOUR OWN FUTURE.



An exciting career in interior decorating and a business of your own. All it takes is your talent and our support.

Visit our website www.DecoratingDen.com or call 1-800-DEC-DENS.

Each franchise is independently owned and operated.

INTERIORS by Decorating Den

19100 Montgomery Village Ave ◦ Montgomery Village, MD 20886

Proud sponsor of the Susan G. Komen Breast Cancer Foundation and the Canadian Breast Cancer Foundations.



Easy To Design... Easy To Install... Easy To Afford...

Design your Closet Online!! Free Shipping within the U.S.

Professional Quality Closets with a Lifetime Guarantee.

EasyClosets.Com

Visit us at www.easyclosets.com

or call 1-800-910-0129 to speak to a professional closet designer.

ACCESS CARPETS

"The Lowest Prices On Carpet, Pad, Vinyl, Hardwood, & Laminate Flooring"

- $ *WHY PAY MORE?*
- $ *BUY DIRECT FROM THE MANUFACTURER*
- $ *ELIMINATE THE MIDDLE MAN*
- $ *WE SHIP ANYWHERE IN THE U.S.A.*
- $ *FREE SAMPLES*
- $ *17 YEARS EXPERIENCE*
- $ *LOWEST PRICES*



1-800-848-7747 extension 15

www.accesscarpets.com

America's #1 choice for
BLINDS & WALLPAPER

Hunter Douglas® • Levolor® • Waverly®
• Imperial® • Duette® & More




SAVE 25-85% off most retail prices
for first time buyers*
plus $25 off
Take an EXTRA
Mention or enter code HHME at time of placing order
*Your first order over $125. Call for additional details.

FREE BLINDS, WALLPAPER & AREA RUG CATALOGS CALL OR VISIT US ONLINE.


FREE SHIPPING†


3 reasons to shop
Lifetime Lowest Price Guarantee†
FREE Shipping†
100% Satisfaction Guarantee†
† Call for details.

3 ways to shop
Shop our catalogs
Shop online
Shop around, then call us

American
Blinds, Wallpaper & More
decoratetoday.com
800-806-0244

- Rugs
- Wall Art
- Lighting
- Curtains
- Home Decor & More!

SIMPLICITY



INTERIOR
SHUTTERS
EXTERIOR



EVERLASTING
TIMBERLANE
THE INDUSTRY LEADER IN INTERIOR AND EXTERIOR SHUTTERS
FREE CATALOG
800.250.2221 • timberlane.com

STAIRWAYS INC.

ANY SIZE
STEEL • ALUMINUM
WOOD • BRASS
STAINLESS

Shipped in a Complete Unit or Kit
$425 & up

Stock for Fast Shipping
Free Brochure

713-680-3110
Toll Free
1-800-231-0793
Fax 1-713-680-2571
www.stairwaysinc.com



4166 Pinemont
Houston, TX 77018

CARPET
VINYL & HARDWOOD

Carpet Express
AMERICA'S FLOOR STORE

MILL DIRECT SAVINGS
WEAR-DATED® CARPET
Residential & Commercial Flooring

1-800-922-5582
915 Market Street • Dalton, GA 30720
info@carpet-express.com

Solatube Superhero.

Look! Up in the sky. It's a Solatube, bringing in bright, true natural light. You know how well living things thrive in natural light, including young minds. So bring in the brilliance of Solatube, a marvel of design. You may not be saving the world, but saving energy and money is a very good start.

- Your choice of affordable 10", 14" and 21" sizes
- Maximum light capture with our patented reflector and Raybender® Technology
- Brightest, purest light with our new Spectralight® Infinity reflective tubing
- Quick & easy 2-hour installation

Call for free information
1-800-966-7652 code 878
or visit us at www.solatube.com

SOLATUBE®
The Miracle Skylight.





LOCK DRY® Aluminum Decking
Maintenance Free • Absolutely Water Tight
Easy Installation • Non-Skid Surface
FSI Home Products Division 1-800-711-1785
Email: info@lockdry.com • www.lockdry.com

spectrum
EST. 1978
CALL TO ORDER! (800) 668-3899
OR VISIT US ON THE WEB!
WWW.GREATCHANDELIERS.COM





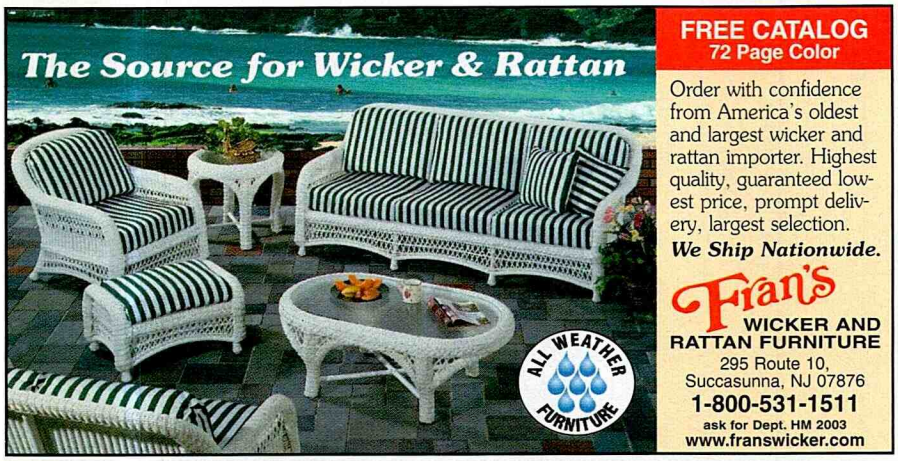

FREE CATALOG
72 Page Color

Order with confidence from America's oldest and largest wicker and rattan importer. Highest quality, guaranteed lowest price, prompt delivery, largest selection.

We Ship Nationwide.

Fran's
WICKER AND RATTAN FURNITURE
295 Route 10,
Succasunna, NJ 07876
1-800-531-1511
ask for Dept. HM 2003
www.franswicker.com

WALLPAPER
&
FABRICS
ALL DESIGNER BRANDS
CALL US LAST FOR
GUARANTEED LOWEST PRICE
U.S.A. EXPRESS
1-800-965-5678
VISIT US AT:
www.usaexpressonline.com
For Blinds, Shutters & Much More

World's Largest Inventory!
China, Crystal, Silver & Collectibles
- *Old & New*
- *125,000 Patterns*
- *6 Million Pieces*
- *Buy & Sell*

Call for **FREE** lists.



REPLACEMENTS, LTD.®
PO Box 26029, Greensboro, NC 27420 Dept. HE
1-800-REPLACE (1-800-737-5223)
www.replacements.com

Baths From The Past
CREATIVE CUSTOM DESIGN SOLUTIONS
FOR THE TRADITIONAL BATH AND KITCHEN
TUBS-SINKS-FAUCETS-SHOWERS-HIGH TANK TOILETS
FACTORY DIRECT PRICES!



www.bathsfromthepast.com
CALL OR WRITE TO ORDER OUR
FREE 64 PAGES CATALOG
(800) 697-3871 • (617) 871-8530
83 E. Water Street, Rockland MA 02370

Create Your Own Paradise!



Oil on canvas
Large and custom sizes, hundreds of choices
$300 - $500 including your choice of frames
Your portrait or picture, $550 - $750
Order now to receive *FREE SHIPPING*
800-277-3334
Mon-Fri, 8-5 PST

Original Reproductions



Magnificent Hand Painted Reproductions of All the Great Masters Art

www.originalreproductions.com

resource guide

decanter in blue by **Orrefors.**
Page 96, 97 Bathroom: **Soap** and **holder** from **Crabtree & Evelyn. Rug** by **Susan Sargent Designs.**
Page 97 Foyer: Tuckahoe **fabric** (pillow) in Indigo from the Williamsburg Volume 1 Collection by **Waverly.** Celeste **candleholders** in blue by **Orrefors.**

SEASONED TO TASTE, PAGES 98-103
Architectural design by Clive M. Bridgwater of **Bridgwater Consulting Group.** Interior design by **John Patton.**
Page 98 Living Room: **Sofa** and leather **chair** by **Ralph Lauren Home.**
Page 99 Porch: Wicker **furniture** from **Hayward's Outdoor.**
Page 100 Dining Area: **Chairs** by **Hickory Chair Company.**
Page 101 Kitchen: **Range** by **KitchenAid. Barstools** from **Kim 3 International Furnishings.** Owl **painting** by Tom Palmore and available through **The Lew Allen Contemporary Gallery.**
Page 102 Master Bedroom: **Bedspread** by **Ralph Lauren Home.** Pillow **fabric** by **Donghia.**

Home Magazine (ISSN 0278-2839) is published monthly, except for the combined July/August and December/January issues, by Hachette Filipacchi Media U.S., Inc., 1633 Broadway, 41st Floor, New York, NY 10019. Volume 49, Number 6; periodicals postage paid at New York, NY 10001, and at additional mailing offices. Postmaster: Please send address changes to *Home Magazine*, P.O. Box 53968, Boulder, CO 80321-3968. Canadian Business Number 130479439RT; IPN Sales Agreement Number 732354.

SUBSCRIPTIONS: Yearly rates for the United States, territories, and possessions, in U.S. dollars: one year (10 issues), $24; two years (20 issues), $42; three years (30 issues), $58. Non-U.S. subscriptions add $10 for each year ordered. (Canadian price—$34, $52, or $68—includes 7% GST tax.) Send orders to *Home Magazine*, P.O. Box 56318, Boulder, CO 80322-6318, or call 850-682-7654, or fax 303-604-7644, or e-mail home@neodata.com (include mailing address). For renewals, address changes, and subscription problems, contact: Customer Service at the above-indicated address, telephone or fax numbers, or e-mail address. For quickest service, enclose your mailing label.

BACK ISSUES: Issues of *Home Magazine* dated within the past two years are available for $8.95 each (Canada: $10.95; other foreign orders: $15.95, in U.S. funds). Send check or money order to *Home Magazine*, Back Issues, P.O. Box 50191, Boulder, CO 80322-0191, or call 800-333-8546. (Please know specific issue dates) Printed in the U.S.A.

Occasionally we share information with other reputable companies whose products and services might interest you. If you prefer not to participate in this opportunity, please call the following number and indicate that to the operator: 303-604-1464.

going home...







The bed in her office is emblematic of Rachel Ashwell's laid-back style. **Inset, below** Swatches, samples, and bits of inspiration adorn the office bulletin board. **Inset, top right** The well-organized desk is the working heart of the office. **Inset, bottom right** Flowers are key to Shabby Chic.

with Rachel Ashwell

The California designer and doyenne of Shabby Chic—the look and the furnishings line—shares a slice of her not-so-shabby life

HOME Since you introduced Shabby Chic in the late 1980s, the term has entered the mainstream. How would you define the Shabby Chic sensibility today?

RA The basic concepts have remained the same. I use three terms to define Shabby Chic: beauty, comfort, function. It's a very grounded lifestyle. My palette has also remained the same, although some years I might go a little brighter or a little lighter. No primary colors. But in terms of the Shabby Chic product line, I have expanded from slipcovers to bedding, fabrics, rugs, and lighting.

HOME You've written that you like to allow the house itself to give you ideas, to feed your inspiration. How has that played out in your own home?

RA I purchased this home in Brentwood, California, last fall. The bones and lines of the house are so beautiful that I've done very little in terms of decorating. Ironically it was overdecorated when I bought it, filled with swag curtains and all sorts of objects. I actually had to take a lot out, but I see the results as proof of my view that less is more. I see the house as a model wearing that simple black dress. It's so beautiful in itself that it doesn't need much in the way of adornment.

HOME A key aspect of the Shabby Chic look is to break down the divide between outside and inside—to bring the outside in. How do you accomplish that?

RA Flowers are my starting point. My favorites are the garden rose, lilacs, sweet peas, tulips, and hydrangeas. Bright tropical flowers, such as the bird-of-paradise, fall outside my palette. I also use a lot of wicker inside, which of course is used in patio furniture. I do a lot with Indian saris, placing them on tables, chairs; or draped over furniture. Sisal rugs also provide the feel of the outdoors.

HOME Shabby Chic is very child friendly. What do you do and where do you go to be alone, to be adult?

RA My house is large, and there are so many places, but I prefer my office. While there are many spacious rooms and wide-open vistas, I'm happiest in my little room. I've been lucky enough to be able to create a sanctuary in my own home. I just went to Hawaii and couldn't wait to get home. I feel most peaceful at home.

For more information about Rachel Ashwell's Shabby Chic collection, log on to shabbychic.com.

Produced and styled by **Char Hatch Langos** ■ Photographed by **Edmund Barr** ■ Written by **Rebecca Mason**


Go
ahead –
Kick
up
your
heels
Made in the USA
Amtico
Works of Art You Can Walk On.™
1-800-291-9885
www.amtico.com
Introducing Priory Pine WZ732



In the time you live in your home, a lot of things will come and go. But Andersen® windows won't be among them. They're designed to endure for decades. They feature our exclusive Perma-Shield® exterior cladding, and are built, backed and serviced like no other. All to make your home worryproof, timeproof. Call 1-800-426-4261, ref.#4622, or visit andersenwindows.com*

LONG LIVE THE HOME™ Andersen. WINDOWS • DOORS AW™

3011A. *Call 1-800-426-4261 for a copy of the Andersen 20/10 year limited warranty. "Andersen," the AW logo, "Perma-Shield," and "Long Live The Home" are trademarks of Andersen Corporation. ©2003 Andersen Corporation. All rights reserved.