THE AMERICAN ARCHITECT

VOL. CIX WEDNESDAY, FEBRUARY 16, 1916 NUMBER 2095

REPORT MADE TO CHARLES A. PLATT, ARCHITECT, ON THE PLANTING OF AN ESTATE AT GROSSE POINTE, MICH.

By WILLIAM PITKIN, JR., *Landscape Architect*

Editor's Note—The problem called for the comprehensive development of an estate at Grosse Pointe, Mich., on one of the long, narrow lots typical of that locality—a lot 215 ft. by 1100 ft., facing south on Lake St. Clair. The program included the following: House about 120 ft. by 50 ft., with large lawn on the lake side, formal garden with garden house, tennis court, greenhouse, garage and stables, large vegetable garden, orchard, gardener's cottage and poultry house.

A glance at the house plan will suffice to show how materially it has been influenced by the landscape features of the program. The garden, with its central grass panel is literally an extension of the hall, and as such must be considered an integral part of the floor plan. Also, in order to leave both garden and lake facades free, the main entrance is placed at the end of the house.

Before proceeding with any planting studies the Landscape Architect was called in conference first, with the Architect and later, with the client. At these meetings the features of the landscape particularly effecting the architectural composition were outlined in a broad way, and it was agreed that all planting studies should be criticised by the Architect before being submitted to the client.

That the fullest measure of co-operation must be practiced between the architect of a given building and the landscape architect who designs the environment of gardens, lawns and plantings, in order to produce the best results, is now generally conceded. The accompanying plans and report are an example of such co-operation. Perhaps other methods might be adopted by which the results of the combined efforts of architect and landscape architect would be as harmonious and satisfactory, but the plan here outlined seems to have much to commend it.

THE following proposals are offered as tentative recommendations for free criticism before adopting a final plan:

THE LAKE FRONT LAWN: This is treated as an informal, though somewhat symmetrical setting for the house, by bordering the sides with nearly continuous plantations to screen out the drives, and by preserving an open, unobstructed sweep of lawn in the central area. As the existing plantations along the lines of both adjoining properties are fairly dense and of considerable height, lower growing trees (Thorns, Native Dogwoods, Flowering Crabs, etc.), and tall growing shrubs (Euonymus, Witch-hazel and Tartarian Honeysuckles) are suggested as the foundation of the bordering plantations—mainly for foliage effect and strong mass. The more ornamental, medium sized shrubs (Spireas, Deutzias, Forsythias, Sweet Pepper bush, Hardy Roses, etc.) are to be grouped informally against this background to afford variation of height in places, and to add moderate touches of color. Near the borders, and occasionally in them, are indicated a number of collected shade trees of good size and form, their actual positions to be studied on the ground with reference to the views from the street, the object being to produce, by foreshortening, strong, tall masses to frame the house.

Along the north property line, extending from the house to the boulevard, there exists a hedge of tall Arborvitaes, which draws a hard, dark line through an otherwise naturalistic picture. It is proposed to break this up and soften its effect by carrying the evergreen forward on to the lawn in an irregular plantation near the service drive, this plantation to consist of Arborvitaes like the hedge, but of varying heights.

THE HOUSE SETTING: As a culmination of the framing shrubbery borders which converge to the house, it is proposed to place two large American Elms in symmetrical relation to the front facade, these to be selected in the country with particular refer-

Copyright, 1916 by The American Architect

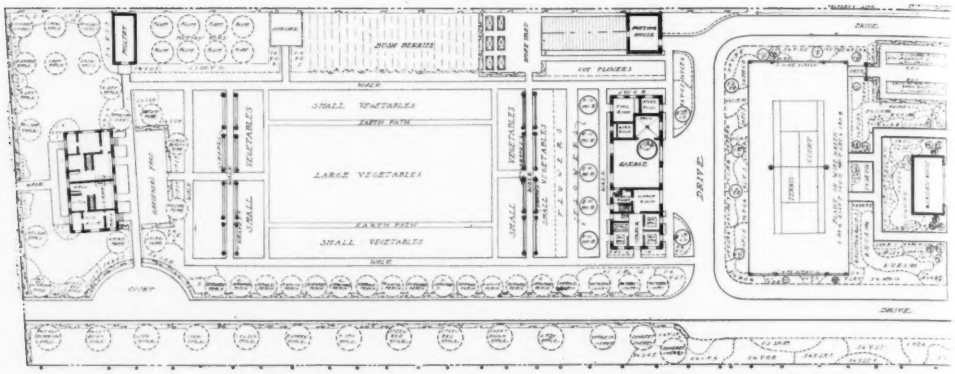

PLANTING PLAN (LEFT HAND SECTION)

ence to this function and set in place during the winter. Further than this no actual symmetry in the front lawn is suggested. It is proposed to balance two masses of dark green by placing a screen of spruce near the corner of the service wing, counter to a more upright group of red cedars and Biotas at the entrance to the forecourt—the latter serving also as a foil to the forecourt wall, and adding their vertical lines to the group of cedars occurring at the rear of the court.

Very little planting is proposed directly against the walls of the front facade and about the terrace, as this would be likely to destroy a desirable expression of solid footing at grade. Ivy is suggested to take the place of shrubs, thus allowing the turf to meet the foundation walls in places. A sufficient setting for the terrace may be effected with a few well selected specimen shrubs of round or horizontal character, and fine textured foliage—(Regel's Privet, Ilex, Prunus Tomentosum, Crataegus Pyracantha).

THE APPROACH DRIVE. (FRONT): The

SYMBOL	BOTANICAL NAME	SIZE	COMMON NAME	QTY.
	EVERGREENS			
BI-O	BIOTA ORIENTALIS	7'-8'	CHINESE ARBOR VITAE	4
BI-O	" "	9'-10'	" " "	5
BI-CN	" CONSPICUA	12'	" " "	3
J-V	JUNIPERUS VIRGINIANA	20'	RED CEDAR	6
"	" "	16'	" "	14
"	" "	10'-12'	" "	23
"	" "	7'-8'	" "	20
"	" "	5'-6'	" "	2
RT-ON	RETINOSPORA OBTUSA NANA	4'	JAPAN CYPRESS	3
"	" " "	6'	" "	4
TH-O	THUYA OCCIDENTALIS	8'-9'	ARBOR VITAE	3
"	" "	10'-12'	" "	9
TH-W	" WAREANA	4'-5'	SIBERIAN ARBOR VITAE	2
"	" "	5'-6'	" " "	2
TX-B	TAXUS BACCATA	4½'	ENGLISH YEW	1
TX-C	" CANADENSIS	15"-18"	CANADA "	4
P-M	PINUS MUGHUS	3'x5'	DWARF MT. PINE	4
	BROAD LEAVED EVERGREENS			
AZ-IR	AZALEA INDICA ROSEA	2'-3'	AZALEA	3
AZ-IA	" " ALBA	2'-3'	"	3
CT-M	COTONEASTER MICROPHYLLA	12"	COTONEASTER	6
CR-P	CRATAEGUS PYROCANTHA	2'	EVERGREEN THORN	6
I-CB	ILEX CRENATA BUXIFOLIA	3'-4'	JAPAN HOLLY	11
I-CM	" " MICROPHYLLA	3'-4'	" " SMALL LEAVED	3

SYMBOLS REFER TO PLAN AT TOP OF PAGE

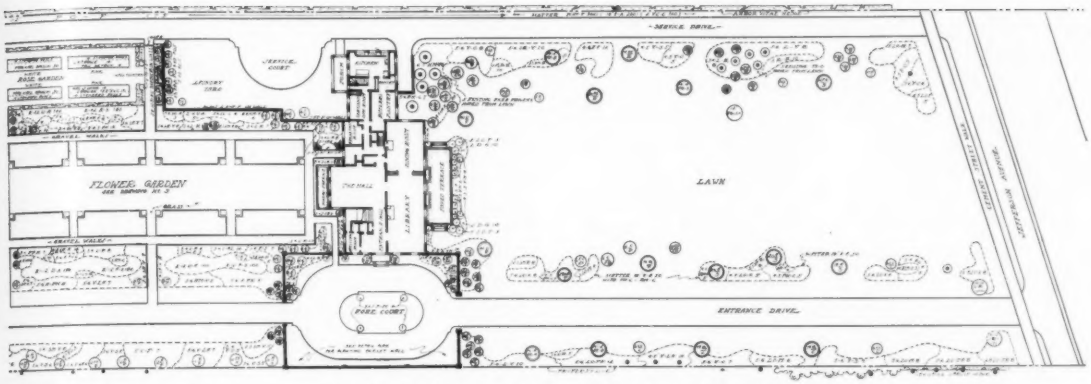

PLANTING PLAN (RIGHT HAND SECTION)

plantation of trees and shrubs which borders the lawn also serves to border the drive, and makes of the approach a separate and distinct feature. Along the south property line there exists a plantation of tall shrubs backed by a number of Elms, Cherries and Apples. It is proposed to supplement this planting with more shrubs of similar character, add more trees to the background and extend the plantation to the gate of the forecourt. With an ample strip of turf on either side of the drive, the effect on entering will be that of a semi-formal bordered allee—a solid wall of green on one side, a more open border on the other, showing glimpses of the lawn, and terminated at the top of the hill by columns of Red Cedars at the gates of the forecourt.

THE APPROACH DRIVE. (REAR): Along the south property line extending to the rear street, there exists a continuous row of Poplars and Elms which form a good wall of green. Against this backing it is proposed to set a mixed border of tall shrubs,

SYMBOL	BOTANICAL NAME	SIZE	COMMON NAME	QTY
RD-AE	RHODODENDRON ALBUM ELEGANS	5'	RHODODENDRON	5
RD-DL	" DELICATISSIMUM	2½	"	3
RD-PG	" PARSONS GLORIOSUM	4'	"	5
	TREES			
FG-SH	FAGUS SYLVATICA HETEROPHYLLA	12'	FERN LEAVED BEECH	1
A-P	ACER PLATANOIDES	12'-14'	NORWAY MAPLE	3
A-S	" SACCHARINUM	2'-12'	SUGAR " SEEDLINGS	5 13
A-S	" " COLLECT	26'	" "	1
A-S	" " "	20'	" "	1
A-S	" " "	18'	" "	1
AE-B	AESCULUS BUJOTI "	10-12'	HORSE CHESTNUT (YELLOW)	2
AE-H	" HIPPOCASTANUM "	20'	" " (WHITE)	1
AE-H	" " "	14'-18'	" " (")	1
AE-R	" RUBICUNDA "	18'	" " (RED)	1
FG-S	FAGUS SYLVATICA "	12'-15'	BEECH (LOW BRANCHED)	2
FX-A	FRAXINUS AMERICANA	10'-12'	ASH	3
LR-T	LIRIODENDRON TULIPIFERA "	28'	TULIP TREE	1
PO-F	POPLUS FASTIGIATA	14'-16'	LOMBARDY POPLAR	3
Q-C	QUERCUS COCCINEA "	12'-14	SCARLET OAK	
Q-P	" PALUSTRIS "	16'	PIN OAK	1
T-A	TILIA AMERICANA	12'	LINDEN	2
U-A	ULMUS "	2'-14'	AMERICAN ELM SEEDLINGS	564
U-A	" " "	40'	" "	2
		HEDGE		
PO-F	POPLUS FASTIGIATA	10'-12'	LOMBARDY POPLAR	175

SYMBOLS REFER TO PLAN AT TOP OF PAGE

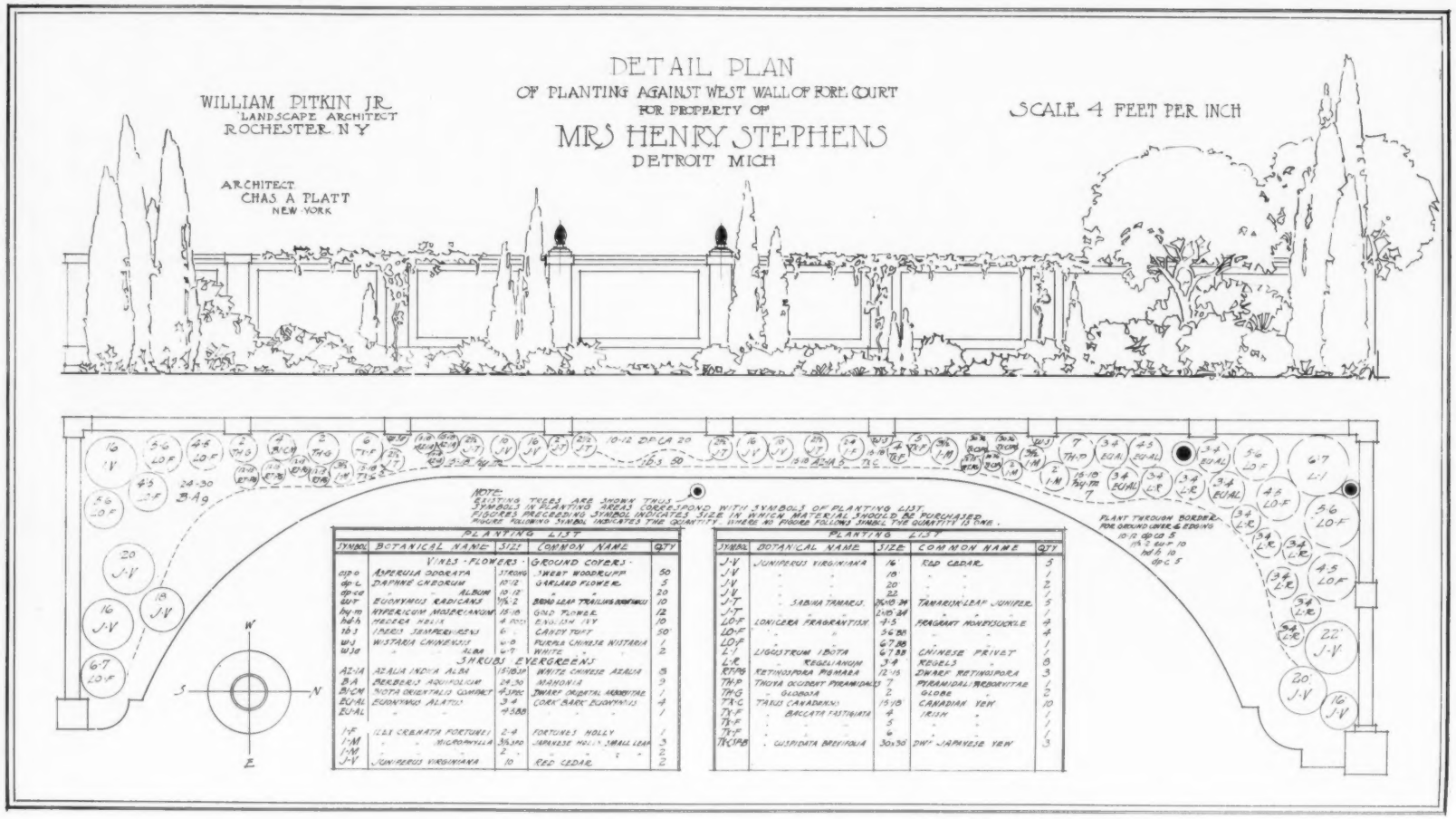

PLANTING LIST

SYMBOL	BOTANICAL NAME	SIZE	COMMON NAME	QTY
	VINES - FLOWERS -		GROUND COVERS -	
asp o	ASPERULA ODORATA	STRONG	SWEET WOODRUFF	50
dp c	DAPHNE CNEORUM	10-12	GARLAND FLOWER	5
dp ca	" " ALBUM	10-12	" "	20
eu-r	EUONYMUS RADICANS	11½-2	BROAD LEAF TRAILING EUONYMUS	10
hy-m	HYPERICUM MOSERIANUM	15-18	GOLD FLOWER	12
hd-h	HEDERA HELIX	4 POTS	ENGLISH IVY	10
ib s	IBERIS SEMPERVIRENS	6 "	CANDY TUFT	50
w s	WISTARIA CHINENSIS	6-8	PURPLE CHINESE WISTARIA	1
w s a	" " ALBA	6-7	WHITE " "	2
	SHRUBS EVERGREENS			
AZ-IA	AZALIA INDICA ALBA	15-18 SP	WHITE CHINESE AZALIA	8
B-A	BERBERIS AQUIFOLIUM	24-30	MAHONIA	9
BI-CM	BIOTA ORIENTALIS COMPACT	4 SPEC	DWARF ORIENTAL ARBORVITAE	1
EU-AL	EUONYMUS ALATUS	3-4	CORK BARK EUONYMUS	4
EU-AL	" "	4 SBB	" " "	1
I-F	ILEX CRENATA FORTUNEI	2-4	FORTUNES HOLLY	1
I-M	" " MICROPHYLLA	3½ SPD	JAPANESE HOLLY SMALL LEAF	3
I-M	" " "	2 "	" " " "	2
J-V	JUNIPERUS VIRGINIANA	10	RED CEDAR	2

PLANTING LIST

SYMBOL	BOTANICAL NAME	SIZE	COMMON NAME	QTY
J-V	JUNIPERUS VIRGINIANA	16	RED CEDAR	5
J-V	" "	18	" "	1
J-V	" "	20	" "	2
J-V	" "	22	" "	1
J-T	" SABINA TAMARIS.	2½-18-24	TAMARISK-LEAF JUNIPER	5
J-T	" "	2-18-24	" "	1
LO-F	LONICERA FRAGRANTISSI	4-5	FRAGRANT HONEYSUCKLE	4
LO-F	" "	5-6 BB	" "	4
LO-F	" "	6-7 BB	" "	1
L-I	LIGUSTRUM IBOTA	6-7 BB	CHINESE PRIVET	1
L-R	" REGELIANUM	3-4	REGELS "	8
RT-PG	RETINOSPORA PIGMAEA	12-15	DWARF RETINOSPORA	3
TH-P	THUYA OCCIDENT PYRAMIDALIS	7	PYRAMIDAL ARBORVITAE	1
TH-G	" GLOBOSA	2	GLOBE "	2
TX-C	TAXUS CANADENSIS	15-18	CANADIAN YEW	10
TX-F	" BACCATA FASTIGIATA	4	IRISH "	1
TX-F	" " "	5	" "	1
TX-F	" " "	6	" "	1
TX-CSPB	" CUSPIDATA BREVIFOLIA	30x30	DWF JAPANESE YEW	3

extending from the forecourt to the street with occasional breaks or niches left to produce shadows and relieve its monotony. A similar border is repeated on the opposite side of the drive, serving to screen the flower garden, tennis court and vegetable garden.

As a special feature of the drive, it is proposed to set into these borders, at alternative intervals, groups of Flowering Dogwoods and Flowering Crabs—to produce a spring effect somewhat similar to that of the approach drive on the Pratt estate at Glen Cove, L. I.

THE SERVICE DRIVE: The opposite border of the lawn which forms the screen of the service drive, is to be faced down on the drive side with a strong undergrowth foliage and brought close to the edge of the road bed—the existing planting along the north line to be treated in a similar way.

THE FORECOURT: The view into the adjoining property directly opposite the carriage entrance should be obstructed as much as possible. This is effected to some extent by the forecourt wall and two trees beyond the property line, but it is probable that a screen of evergreen against the wall will be desirable, although the planting area is quite limited. Otherwise it is proposed to treat the court with simple formality, with moderate planting in the corners, leaving symmetrical turf areas, and keeping the panel within the turn free from any planting. At the doorway a pair of round headed specimens are suggested, possibly of Ilex, though later study of this region, after the house is up, will develop more definite ideas.

(NOTE. When the forecourt wall was built it proved to be fully adequate to screen the view into the adjoining property without the use of tall evergreens. The Architect particularly desired to have the panelling of the wall recognized and emphasized to some extent by the planting. The arrangement shown in the planting plan of the forecourt shows the treatment adopted.)

THE GARDEN: *The Garden Enclosure.* Two balanced groups of cedars and other evergreens are introduced near the house for the following reasons: They seem best adapted to effect a desired screen in the limited planting areas at these points; on the east side they are interposed between the Hall Terrace and the Greenhouse, which they will screen both summer and winter. And from the terrace they also foreshorten

SYMBOL	BOTANICAL NAME	SIZE	COMMON NAME	QTY.
	SMALL TREES			
AM-C	AMELANCHIER CANADENSIS	5'	SHAD BUSH	3
BT-LE	BETULA LENTA	6'-7'	SWEET BIRCH	4
CLT-O	CELTIS OCCIDENTALIS	9'-10'	HACK BERRY	1
CS-R	CERASUS AVIUM RUBRA	4'-5'	WILD CHERRY	3
CC-C	CERCIS CANADENSIS	5'-6'	JUDAS TREE	21
C-F	CORNUS FLORIDA	6'	FLOWERING DOGWOOD	25
C-FR	" " RUBRA	6'	" " RED	4
CR-CD	CRATAEGUS CORDATA	10'-15'	THORN (COLLECT)	6
PY-F	PYRUS FLORIBUNDA	7'-8'	FLOWERING CRAB	6
EU-AT	EUONYMUS ATROPURPUREA	6'	BURNING BUSH	3
MG-S	MAGNOLIA STELLATA	7'	MAGNOLIA	1
SO-A	SORBUS AMERICANA	7'-8'	MT ASH	19
MO-R	MORUS RUBRA	8'-10'	RED MULBERRY	5
	SHRUBS			
A-BN	ACER PENNSYLVANICUM	5'-6'	MOOSE WOOD	40
AM-B	AMELANCHIER BOTRYAPIUM	3½'	DWF SHADBUSH	10
B-T	BERBERIS THUNBERGII	2'-3'	THUNBERG'S BARBERRY	1050
CG-A	CARAGANA ARBORESCENS	4'-5'	SIBERIAN PEA TREE	5
C-A	CORNUS ALBA	3'-4'	DOGWOOD	21
C-AL	" ALTERNIFOLIA	3'-4'	" "	19
C-M	" MASCULA	4'-5'	CORNELIAN CHERRY	10
C-F	" PANICULATA	3'-4'	PANICLED DOGWOOD	34
C-SR	" SERICEA	3'-4'	SILKY "	9
CO-A	CORYLUS AMERICANA	1½'-2'	HAZEL NUT	16

SYMBOLS REFER TO PLAN AT TOP OF PAGES 98 AND 99

SYMBOL	BOTANICAL NAME	SIZE	COMMON NAME	QTY.
D-G	DEUTZIA GRACILIS	18"-2'	DEUTZIA	45
D-R	" PRIDE OF ROCHESTER	3'-4'	"	10
DV-R	DIERVILLA ROSEA	3'-4'	WEIGELIA	13
F-I	FORSYTHIA INTERMEDIA	3'-4'	GOLDEN BELL	35
F-F	FORSYTHIA FORTUNEI	4'-6'	" "	21
HM-V	HAMAMELIS VIRGINIANA	6-8'	WITCH HAZEL	38
HI-SA	HIBISCUS SYRIACUS ALBA	3-4'	ROSE OF SHARON (WHITE)	6
L-O	LIGUSTRUM OVALIEOLIUM	4'	CALIFORNIA PRIVET	62
L-R	" REGELIANUM	3-4'	REGELS "	45
L-V	" VULGARIS	5-6'	COMMON "	40
LO-F	LONICERA FRAGRANTISSIMA	4-5'	BUSH HONEYSUCKLE	7
LO-M	" MORROWI	5'	MORROW'S "	29
LO-R	" RUPRECHTIANA	5-6'	"	4
LO-TA	" TARTARICA ALBA	5-8'	"	20
LO-TR	" " RUBRA	6-8'	"	12
LO-X	" XYLOSTEUM	4-8'		27
PH-C	PHILADELPHUS CORONARIUS	5-6'	MOCK ORANGE	25
PY-N	PYRUS NIGRA	3-4'	CHOKE CHERRY	7
RM-C	RHAMNUS CATHARTICA	4-5'	BUCK THORN	8
R-R	ROSA RUGOSA	3-3½'	RAMANAS ROSE	20
S-O	SPIRAEA OPULIFOLIA	4-5'	NINE BARK	31
S-VH	" VANHOUTTEI	3-5'	VANHOUTE'S SPIRAEA	47
SM-R	SYMPHORICARPUS RACEMOSUS	2-3'	SNOW BERRY	83
SM-V	" VULGARIS	2-3'	CORAL "	35

SYMBOLS REFER TO PLAN AT TOP OF PAGES 98 AND 99

against the screen of Lombardy Poplars which are placed along the property line to obscure the string of objectionable buildings in the rear of the adjoining property. Furthermore they will serve the purpose of effecting a sharply defined garden vista from the house. On each side of the garden, opposite the greenhouse, tall hedges of common lilacs are suggested as being tall enough to give the desired effect of enclosure, and yet not tall enough to cut off the light from the greenhouse.

Beyond these panels of lilacs, the enclosing plantations are wider and will admit of the use of trees thickly underplanted with shady growing material. It is proposed to effect this with a number of large trees collected and moved during the winter—supplementing these with a close planting of young nursery trees and saplings to produce somewhat the character of a coppice growth. This combination of large and small trees with undergrowth planting continues around the Garden House, giving this building the appearance of being set snugly within a wood.

(NOTE. The greenhouse was later moved to the position shown in the general planting plan, in order to make room for a rose garden at the side of the main garden. This made it possible to give the garden a much more dignified setting by carrying the "coppice" treatment about it in a uniform border).

THE FLOWER PANELS: In determining a scheme for the arrangement of flowers in the eight rectangular panels, particular thought has been given to the maintenance of clean, live foliage throughout the seasons. Experience has shown that many flower gardens take on a shabby and barren appearance during the later part of summer, not so much from a scarcity of bloom as from a lack of green foliage to effectively set off the flowers. Experience has also proved that a few reliable varieties of flowers displayed in a good setting of green give a more unified and restful impression than a riot of bloom, which even though it produces a continuous succession, is more than likely to appear mixed and garish. For this reason the beds have been arranged to give one simple floral effect at a time—a good share of the space in each bed being given over to solid green, a part of which is supplied by the introduction of gardenesque shrubs. For example,

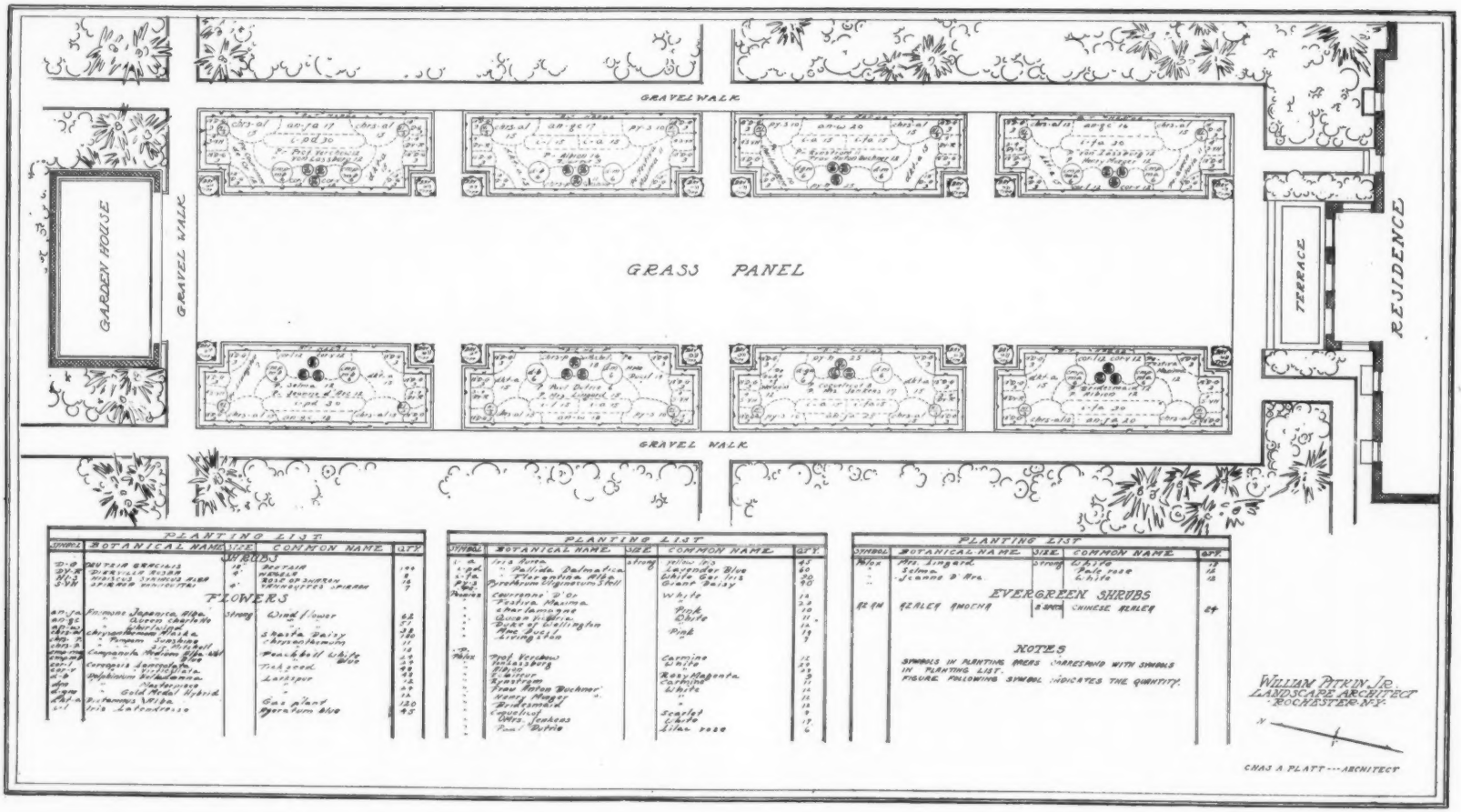

THE PLANTING PLAN

MR. WILLIAM PITKIN, JR., *ARCHITECT*

SYMBOL	BOTANICAL NAME	SIZE	COMMON NAME	QTY
SR-V	SYRINGA VULGARIS	5'-6'	COMMON LILAC	89
V-C	VIBURNOM CASSINOIDES	4½'	WHITE ROD	6
V-D	" DENTATUM	4-5'	ARROW WOOD	20
V-LA	" LANTANA	4-8'	WAYFARING TREE	55
V-LE	" LENTAGO	4-5'	SHEEP BERRY	30
V-O	" OPULUS	5-6'	TREE CRANBERRY	78
V-T	" TOMENTOSUM	3-4'	JAPAN SNOWBALL	6
V-S	" SIEBOLDEI	4-6'	SIEBOLD'S "	41
PY-A	PYRUS ARBUTIFOLIA	3-4'	SERVICE BERRY	6
RO-K	RHODOTYPUS KERRIOIDES	3-4'	WHITE KERRIA	21
	STANDARD ROSES			
	SOUVENIR DE LA MALMAISON	2 YRS.	PERLE DES BLANCHES	84
	HYBRID PERPETUAL			
RED	BARON BONSTETTIN	2 YRS.	HYBRID ROSES	14
"	GEN JACQUEMINOT	"	" "	14
"	GRUSS AN TEPLITZ	"	" "	14
"	ULRICH BRUNNER	"	" "	14
PINK	CAROLINE TESTOUT	"	" "	14
"	LAFRANCE	"	" "	14
"	MRS. JOHN LAING	"	" "	14
"	PAUL NEYRON	"	" "	14
WHITE	FRAU KARL DRUSCHI	"	" "	60
"		"	" "	
Y. WHITE	ALBERIC BARBIER	"	PILLAR ROSE (RAMBLER)	2

SYMBOL	BOTANICAL NAME	SIZE	COMMON NAME	QTY
	STANDARD TREES			
A-N	LAURUS NOBILIS (TUBBED)	45" STEM	BAY TREES 30" SPREAD	16
	GROUND COVERS			
PCHY-T	PACHYSANDRA TERMINALIS	STRONG	SPURGE JAPANESE	300
VC-C	VACCINIOM CORYMBOSUM	2"	SWAMP HOCKLE BERRY	218
X-A	XANTHORRHIZA APUFOLIA	18"	YELLOW ROOT	162
	VINES			
AMP-V	AMPELOPSIS VEITCHI	STRONG	BOSTON IVY	24
HD-FI	HEDERA HELIS	"	AMERICAN IVY	18
	VINES ON TENNIS COURT			
AK-O	AKEBIA QUINQUEFOLIA	STRONG	AKEBIA	2
CLE-P	CLEMATIS PANICULATA	"	CLEMATIS (WHITE)	2
LO-H	LONICERA HALLEANA	"	HALL'S HONEYSUCKLE	3
R-DP	ROSA DOROTHY PERKINS	"	RAMBLER ROSE	4
R-TS	" THUSENDSCHON	"	" "	2
R-AB	" ALBERIC BARBIER	"	" "	3
	FRUIT TREES			
	BERNARD PEACH		EARLY PEACH	4
	EARLY CRAWFORD "		" "	4
	ORANGE "		" "	4
	MORELY WHITE "		" "	8

SYMBOLS REFER TO PLAN AT TOP OF PAGES 98 AND 99

XUM

BOSCAWEN LIBRARY, BOSCAWEN, N. H.

MR. GUY LOWELL, *ARCHITECT*

XUM

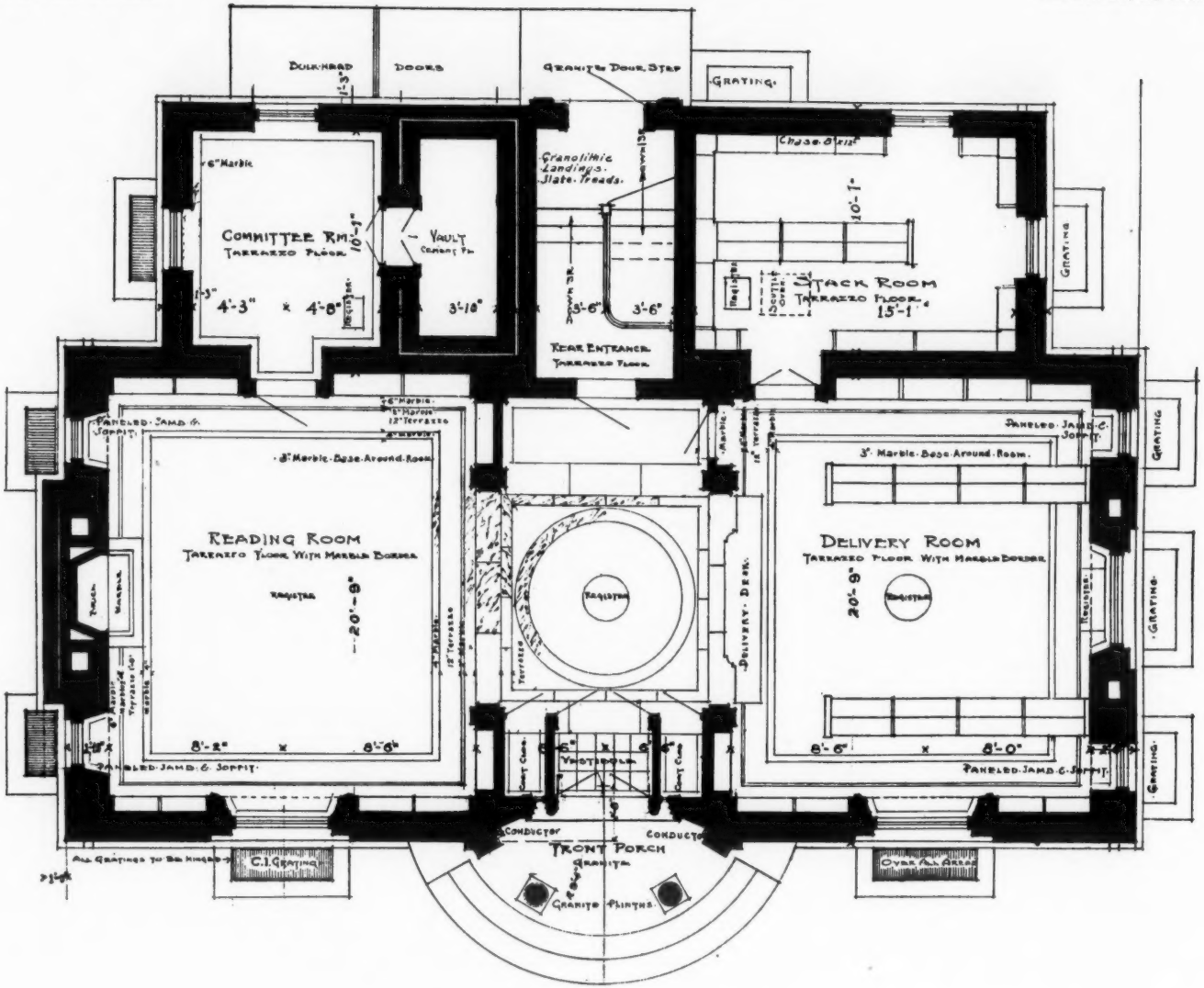

BOSCAWEN LIBRARY, BOSCAWEN, N. H.

MR. GUY LOWELL, *ARCHITECT*

XUM

BOSCAWEN LIBRARY, BOSCAWEN, N. H.

MR. GUY LOWELL, *ARCHITECT*

XUM

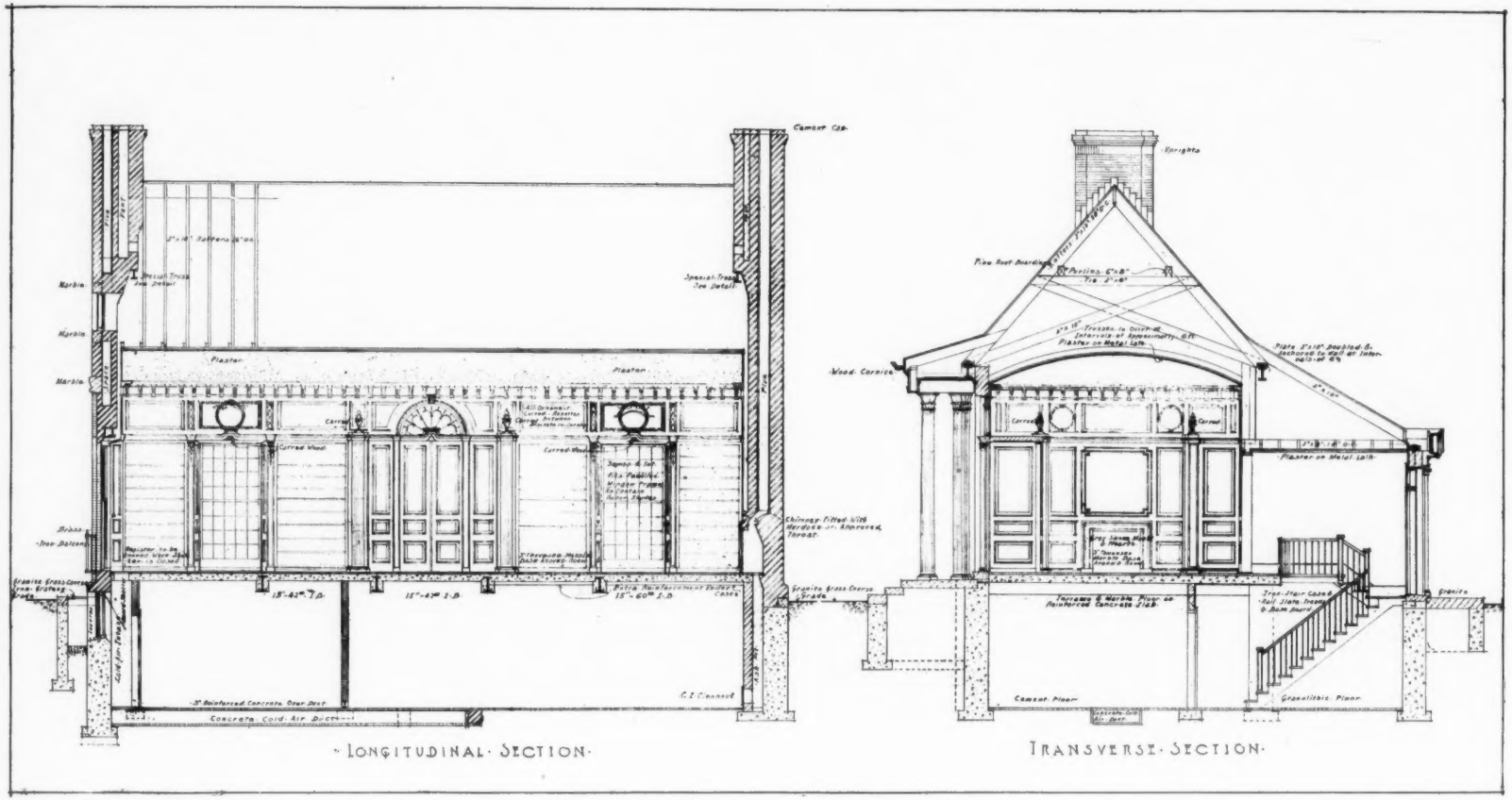

BOSCAWEN LIBRARY, BOSCAWEN, N. H.

MR. GUY LOWELL, *ARCHITECT*

XUM

CHILDREN'S HOSPITAL, ST. LOUIS, MO.

MESSRS. MAURAN, RUSSELL & CROWELL, *ARCHITECTS*

GROUND FLOOR PLAN

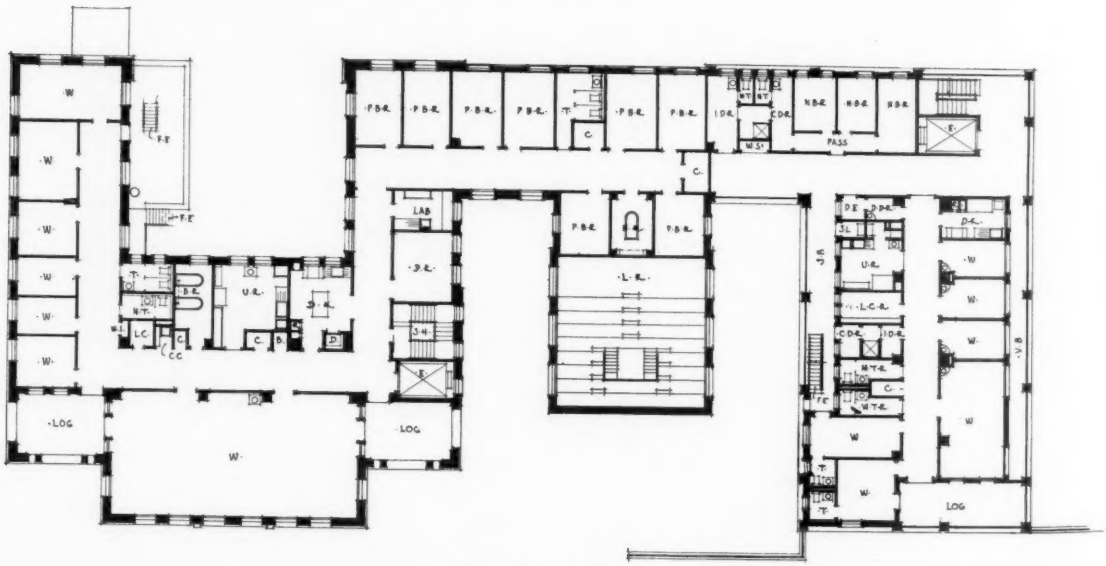

SECOND FLOOR PLAN

CHILDREN'S HOSPITAL, ST. LOUIS, MO.

MESSRS. MAURAN, RUSSELL & CROWELL, *ARCHITECTS*

XUM

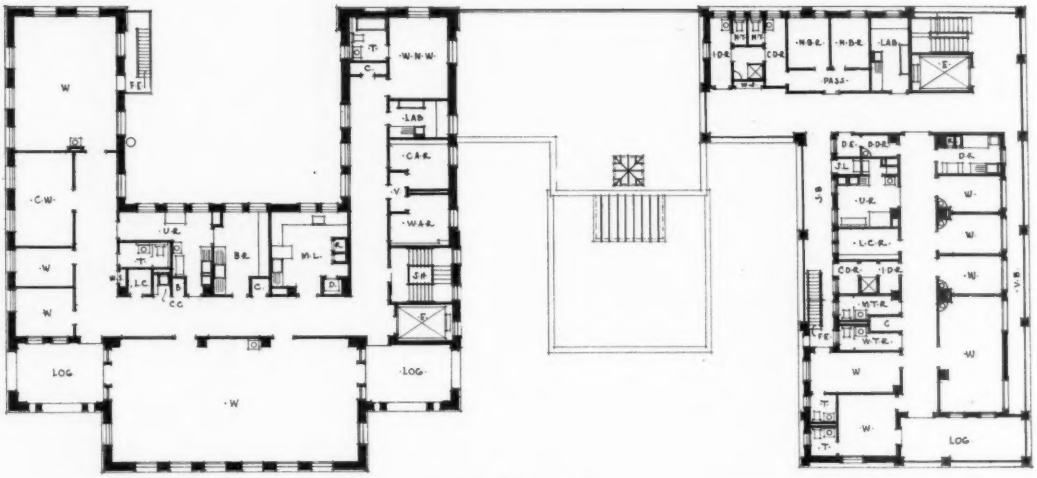

THIRD FLOOR PLAN

FOURTH FLOOR PLAN

CHILDREN'S HOSPITAL, ST. LOUIS, MO.

MESSRS. MAURAN, RUSSELL & CROWELL, *ARCHITECTS*

XUM

GALLERIES, ISOLATION WARD

CHILDREN'S HOSPITAL, ST. LOUIS, MO.

MESSRS. MAURAN, RUSSELL & CROWELL, *ARCHITECTS*

·KEY·TO·ROOMS·

V–VESTIBULE
E–ELEVATOR
W–WARD
O–OFFICE
L–LECTURERS·ROOM
T–TOILET·ROOM
U–UNDERTAKERS·ROOM
C–CLOSET
R–REFRIGERATOR
D–DUMB·WAITER
B–BLANKET·WARMER
S–STRETCHER·&·SUPPLY·ROOM
R.R–RECEPTION·ROOM
M.R–MANAGERS·ROOM
P.O–PRIVATE·OFFICE
P.C–PORTE·COCHERE
E.R–EXAMINING·ROOM
S.R–STORAGE·ROOM
S.S–SOCIAL·SERVICE·ROOM
T.R–TOILET·ROOM
B.R–BATH·ROOM
U.R–UTILITY·ROOM
D.K–DIET·KITCHEN
W.S–WIRE·SHAFT
L.C–LINEN·CLOSET
C.C–CLEANERS·CLOSET
D.G–DRUG·ROOM
S.H–STAIR·HALL
R.N–RECEIVING·NURSE
L.R–LINEN·ROOM
A.R–AUTOPSY·ROOM
B.S–BODY·STORAGE
W.R–WAITING·ROOM
L.R–LECTURE·ROOM
O.B–OPERATORS·BOOTH
L.&.C–LINEN·&·CLASSES
S.C.R–STUDENTS·CLOAK·ROOM
W.T.R–WOMENS·TOILET·ROOM
M.T.R–MENS·TOILET·ROOM
N.C.R–NURSES·CLOAK·ROOM
D.C.R–DOCTORS·CLOAK·ROOM
PASS–PASSAGE
S.L.R–SOILED·LINEN·ROOM
C.S.R–CLEAN·STERILIZER·ROOM
I.S.R–INFECTED·STERILIZER·ROOM
C.W.M.S.R–CONTAGIOUS·WARD·MATTRESS·STORAGE·ROOM
M.H.M.S.R–MAIN·HOSPITAL·MATTRESS·STORAGE·ROOM
P.B.R–PRIVATE·BED·ROOMS
LAB–LABORATORY
LOG–LOGGIA
I.D.R–INFECTED·DRESSING·ROOM
C.D.R–CLEAN·DRESSING·ROOM
N.B.R–NURSES·BED·ROOM
L.C.R–LINEN·&·CHART·ROOM
D.E–DOCTORS·ENTRANCE
D.D.R–DOCTORS·DRESSING·ROOM
S.L–STERILIZED·LINENS
V.B–VISITORS·BALCONY
S.B–SERVICE·BALCONY
F.E–FIRE·ESCAPE
W.N.W–WET·NURSE·WARD
C.A.R–COLD·AIR·ROOM
W.A.R–WARM·AIR·ROOM
M.L–MILK·LABORATORY
C.W–CUBICAL·WARD
D.P.&.O.R–DRESSING·PLASTER·&·OPERATING·ROOM
D.R–DINING·ROOM
INT–INTERNES
RES–RESIDENTS
D.O–DIRECTORS·OFFICE
B.L–BACTERIOLOGICAL·LABORATORY
P.L–PRIVATE·LABORATORY
C.L–CHEMICAL·LABORATORY
CAL–CALORIMETRY
A–ANIMAL·ROOM
D.R–DARK·ROOM
BAL–BALANCE·ROOM
TUN–TUNNEL·TO·BARNES·SURGICAL·WARD
N.T–NURSES·TOILET·ROOM
L.&.R.R–LIBRARY·&·RECREATION·ROOM

TYPICAL WARD



VIEW IN CORRIDOR, SHOWING GLASS PARTITIONS

CHILDREN'S HOSPITAL, ST. LOUIS, MO.

MESSRS. MAURAN, RUSSELL & CROWELL, *ARCHITECTS*

THE AMERICAN ARCHITECT



HOUSE OF E. A. KORN, ESQ., HACKENSACK, N. J.

MR. KARL KORN, *ARCHITECT*

Foundation, brick. Exterior walls, rock faced, backed by brick. Interior walls and partitions, wood. Interior finish, oak and Brazilian yellow wood. Cost per cubic foot, 26 cents.

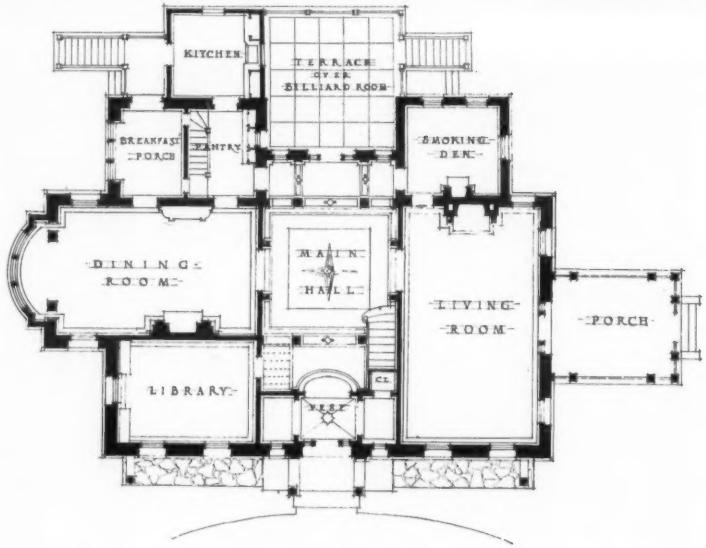

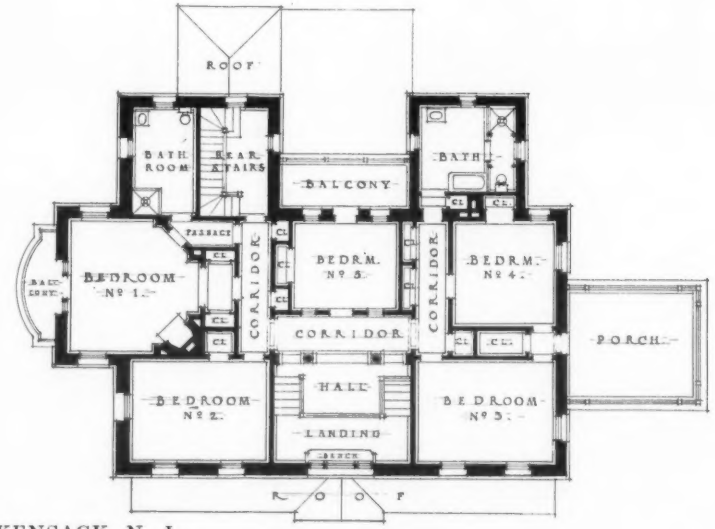

HOUSE OF E. A. KORN, ESQ., HACKENSACK, N. J.

MR. KARL KORN, *ARCHITECT*

HOUSE OF E. A. KORN, ESQ.,
HACKENSACK, N. J.

MR. KARL KORN,
ARCHITECT

INTAKE TOWER, ST. LOUIS, MO., WATER-WORKS

MESSRS. ROTH & STUDY, *ARCHITECTS*



SUPPLY AND PURIFYING DIVISION, ST. LOUIS, MO., WATER-WORKS

MESSRS. ROTH & STUDY, *ARCHITECTS*


Stone Chimney
Slate Roof
Concrete Roof Slab
Copper Lined Gutter
Stone Cornice
Brick
2"x10" Joist - 16" o.c.
4" ϕ C.I. Down Spout
Stone
H&B Ceiling
Down Spout to Continue
Down to Main Roof
Ceiling
Stone
Cut Stone
Carved Cut Stone
Plate Glass
Stone Sill
Plate Glass
PLAN OF CORNICE AT OPERATING FLOOR
SECTION
PLAN LOOKING UP
Copper Ridge
Slate Roof
Stone Sill
Brick
Tower Floor Stone
Stone
Tower Floor
2"x10" Joist 16" o.c.
H&B Ceiling
Copper Gutter
Ceiling
Stone
Stone
Brick
Plate Glass
Slate Roof
Concrete Roof Slab
Copper Gutter
4" C.I. Down Spout
Plate Glass
Stone
Brick
Stone Cornice
ST. LOVIS
Stone
Stone Cornice
Stone Cap
Carved Cut Stone
Carved
Stone
Plate Glass
Plate Glass
Balcony Floor
Plate Glass
Plate Glass
Stone
Stone
Stone
Stone Column
Plate Glass

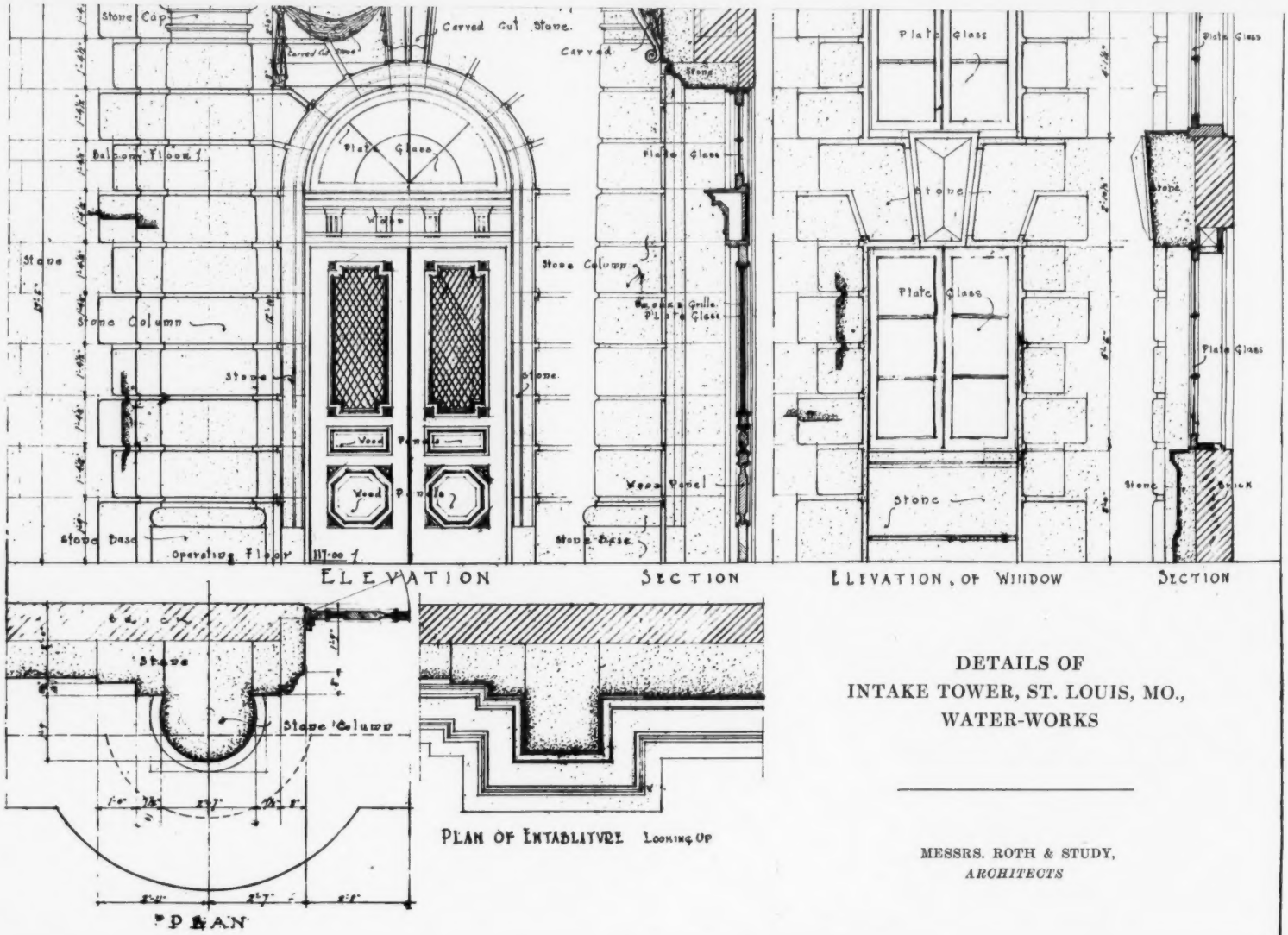

DETAILS OF
INTAKE TOWER, ST. LOUIS, MO.,
WATER-WORKS

MESSRS. ROTH & STUDY,
ARCHITECTS

XUM

SYMBOL	BOTANICAL NAME	SIZE	COMMON NAME	QTY
	DWF RED ASTRACHAN APPLE		EARLY APPLE	2
	SWEET BOUGH		SWEET "	3
	LADY APPLE		FALL "	3
	SNOW "		"	3
	NELSON "		"	3
	BISMARK "		"	2
	NORTHERN SPY		"	3
	STEEL RED		"	3
	MONTMORENCY LARGE	CHERRY	SOUR CHERRY	3
	NAPOLEAN BIGARREAU		SWEET "	3
	OXHEART BLACK		" "	3
	LYCEE PEAR		PEAR	2
	BARTLETT		"	1
	FLEMISH BEAUTY		"	1
	MEDAR		"	1

NOTES.

Exist. trees are shown on plan thus →●
Trees that have been moved which existed on grounds are shown on plan thus ◎
Large trees to be moved in are shown on plan thus →◎
Evergreens are shown on plan thus →○
New trees and specimen shrubs are shown on plans thus ○
Planting areas are shown on plan by a dash line thus - - - - - -
Symbols in planting areas correspond with symbols in planting list.
The figure preceding symbol indicates size in which material should be bought
" " following " " quantity. where no figure follows
the quantity is one
Were shrubs are used standing free of planting the best specimens should be selected

SYMBOLS REFER TO PLAN AT TOP OF PAGES 98 AND 99

Pæonies, Iris and Dictamnus, come into bloom in May-June; Spireas and Diervilla in June, and all have lost their flowers and are green, while the principal summer effect of the bed (Coreopsis, Campanulas, Delphiniums, Phlox and Shasta Daisies) is at its height. At the same time the autumn color effect is still in the green stage prior to blooming. This general arrangement is repeated axially throughout the eight panels and forms the motif of the design, but there is still room for the promiscuous introduction of many smaller things of interest, both perennial and annual, which are not conspicuous enough to produce a spotty and mixed effect. The panels are edged with low Barberry hedges clipped square, which also help to tie the framing masses of green together.

(NOTE. The balance of the report relates to the planting and arrangement of the rear portion of the property, in which are located such utilitarian features as the garage, greenhouse, poultry house, vegetable garden, etc.,

HOUSE OF E. A. KORN, ESQ., HACKENSACK, N. J.

MR. KARL KORN, *ARCHITECT*

THE AMERICAN ARCHITECT

Founded 1876

PUBLISHED EVERY WEDNESDAY BY

THE AMERICAN ARCHITECT (INC.)

No. 50 Union Square, New York

(Fourth Avenue and 17th Street)

G. E. SLY, PRESIDENT

E. J. ROSENCRANS, SECRETARY AND TREASURER

Address all communications to "THE AMERICAN ARCHITECT"

SUBSCRIBERS' RATES

In the United States and Possessions (Porto Rico, Hawaii, Philippine Islands and Canal Zone), Mexico and Cuba

TEN DOLLARS PER YEAR, POSTAGE PAID

ALL OTHER COUNTRIES . . $12.00 PER YEAR

SINGLE COPIES (Regular Issues), 25 CENTS

CHICAGO OFFICE, *Insurance Exchange*

Page A. Robinson, *Western Manager*

Entered at the Post-office, New York, as Second-class Matter

VOL. CIX FEBRUARY 16, 1916 No. 2095

ARTISTIC DEVELOPMENT OF CITIES RECEIVES SERIES OF CHECKS

IT is a matter of history that no great movement has gone forward continuously to its ultimate development without receiving opposition and setbacks, from time to time, that were the cause of concern and discouragement to those interested in the accomplishment of the ends sought. As long as the acts of man are largely determined by selfishness, indifference, or a mistaken estimate of values due to ignorance of actual conditions, there can be no material change in the rough and uneven course which all forms of human endeavor that reach the magnitude and importance of general movements must traverse. It is not surprising, therefore, that the great impulse that has been given to city planning and the conservation of the best features of our city life and environment during recent years should arouse opposition in certain quarters, and encounter indifference in others that in itself affords opportunity for those actively arrayed against progress.

Two instances involving invasion of the rights of the public have lately occupied the attention of those interested in the artistic appearance of cities. The first is the proposed erection of a gate house, or pumping station, in Morningside Park, New York, as an integral part of the water supply system and tunnel being constructed beneath Manhattan Island. The engineers and officials of the Board of Water Supply have given positive assurance that there is no possible plan by which encroachment on Morningside Park with a structure some forty feet high by twice that figure in length can be avoided. They declare that there are insuperable obstacles of a technical nature to the acceptance of the suggestion that the station be built under ground. Also that it is entirely unfeasible to make a detour in the course of the tunnel and construct it outside the park. In other words these employees of the city, paid by its citizens, confess inability to solve the problem required of them, and instead of being vigilant and efficient in the protection of the public's most cherished possessions from invasion, are actually planning to confiscate a portion of the park area and erect thereon a structure that is foreign to the locality, out of harmony with its environment, and can only be considered as a blot on the landscape, regardless of architectural treatment. Fortunately, the public is not obliged to accept as final and conclusive the statement that there is no alternative. Its faith in the ability of engineers, founded on their marvelous accomplishments of the past, is too great to believe that they would surrender to any obstacle to locating a mere pumping station in any position desired, within certain limits. We are all familiar with many instances in which engineers of repute have gone on record in statements to the effect that certain things could not be done, and have afterward seen them accomplished with great facility and apparent ease. It is significant, too, that in the majority of these instances the thing that it was finally discovered was feasible, was originally opposed by some powerful interest, whose opposition was only withdrawn when it became plain that the public and the greatest of public servants—the press—were very much in earnest and would not be denied. Cases in point are the underground trolleys, the buried telegraph and telephone wires and the

ventilation of subways. The degree of success attained in these directions alone leads to the belief that the requirements of the situation will be met without encroachment upon the open park area, if only the opponents of park invasion are sufficiently determined to prevent this offense against the excellent landscape design in accordance with which the park has been developed. As a matter of fact the engineers of the Board of Water Supply have already, in connection with this project, encountered and overcome problems and difficulties in comparison with which the relocation of a pumping station is mere kindergarten engineering, and it would seem as though some other excuse than constructive necessity would not only carry more weight, but would be less liable to affect injuriously the standing of a profession which now occupies a very high place in the public esteem.

But no excuse is sufficient to justify this latest of a series of attempts, extending over a period of years, to convert portions of the parks to other than park uses. Like its predecessors it deserves defeat, and it is hoped it will be of such a decisive character that potential park despoilers will be deterred in future from attempting to carry out their schemes.

THE second instance of attempted invasion of public rights in the artistic appearance of a city is perhaps of even more general interest and importance, as it affects the nation's capital. It seems that Congress in 1915 authorized the construction, in Washington, on public property, of a heating, lighting and power plant to serve certain public buildings. The site chosen for this plant lies almost directly in the line of vision from the White House to the Potomac. The proposed building will, it is said, have a length of some 180 feet and a height of 85, above which will tower two or more smokestacks of 16 feet diameter, rising to a height of approximately 200 feet. Needless to say, such a structure would utterly destroy a beautiful vista now obtained from the White House, and constitute an ineffaceable blot on the landscape of our principal city. Why such a commanding site was chosen for a strictly utilitarian building, or the necessity for the building at all, are matters about which an inquiry would seem to be in order, as would also the methods by which authorization for the building was secured without the knowledge of any of the societies or bodies that have the artistic well-being of Washington very much at heart. As it is generally understood, the Fine Arts Commission was created especially to supervise from an artistic standpoint all public constructions in Washington and prevent the commission of mistakes that would constitute discordant notes—if nothing more serious—in the general plan of development of the capital. The fact that these plans were not submitted to that body for a year after their inception, and have never received its approval, should in itself be sufficient to justify a halt in the work of construction. The further fact that vigorous objections have been voiced by practically every organization making pretence to taste and culture in this country, in addition to hundreds of protests recorded by individuals, should, it would seem, convince the promoters of this outrage that their further efforts to impose upon the public would result in their own political oblivion. Certainly, a public servant who persists in palpable errors or fails to heed the public demand does not deserve continuation in office.

CURRENT NEWS AND COMMENT

Ninety-second Meeting of Southern California Chapter, A. I. A.

The Southern California Chapter of the American Institute of Architects held its regular meeting in Los Angeles on January 11th, 1916.

The meeting was called to order by President S. Tilden Norton.

As guests of the Chapter there were present: Mr. George C. Collins, Mr. John Hisserich, Mr. Harry Iles, Mr. William Dellamore and Mr. W. E. Prine.

The minutes of the ninety-first meeting of members were read and approved.

For the Board of Directors the Secretary reported the election of Mr. S. O. Clements and Mr. W. J. Dodd to regular membership.

For the A. I. A. Subcommittee on Public Information Mr. Frohman reported that their committee was carefully going over the work of other Chapters and determining upon a course to be pursued during the coming year.

For the Special Committee on Speculative Building Companies, Mr. Percy Eisen reported that the members of their committee had been in attendance on the meetings held looking toward the reorganization of the Builders' Exchange.

For the Committee on Architectural Exhibition report was made as to the results so far attained by Miss Schmidt, and urged the members to notify her as to the amount of wall space they could use.

Report was next rendered by Mr. Farquhar relative to the work of the Committee on Chapters. After a general discussion of the recommendations made by this committee, headed by Mr. Frederick Perkins, it was moved and duly seconded that this Chapter is opposed to the form of Associate membership as outlined by the committee. Mr. Martin moved as an amendment to the motion that it was the sense of this meeting that the Southern California Chapter was opposed to the form of Associate membership as recommended, but that should it be deemed wise or prove necessary to the committee to retain such form of membership, that the term of such membership be reduced to two years. This motion was unanimously carried.

Among the communications read were the following:

From Mr. Burt L. Fenner, Secretary of the American Institute of Architects, relative to a resolution adopted at the 1915 Convention, in effect that Chapters be requested for a period between the 1915 and 1916 conventions to admit new Chapter members only on condition that applicants agree to accept all Institute standards, and that they agree to make application for Institute membership within three years from their entrance into Chapter, or, failing so to do, that they terminate their connection with the Chapter. This communication was referred to the Membership Committee.

From Mr. Burt L. Fenner, requesting the assistance of each Chapter in opposing Congress Bill No. 743, which bill authorizes the construction of a building for the Department of Justice in Washington, such protest to be registered in view of the fact that this legislation is a breach of good faith, in that Congress proposes to repudiate an obligation already incurred in good faith by a former President and his Cabinet. Upon motion made, duly seconded and carried, the Secretary was instructed to address our State Senators and Congressmen of local districts in regard to the same.

Philadelphia's Civic Programme

The location of Convention Hall, a building that forms part of Philadelphia's civic design program, has been definitely decided. It will be at Twenty-second street and the Parkway. The Mayor urges that an ordinance be passed that will empower the city government to proceed promptly in the construction of this building for which a sum approximating $1,400,000 is said to be available.

New York Art Commission Appointees

Mayor Mitchel, of New York, has appointed as members of the Municipal Art Commission to fill existing vacancies Mr. Jules Guerin as artist member and Professor James R. Wheeler, as lay member.

R. Clipston Sturgis Addresses Johnstown, Pa. Chamber of Commerce

Mr. R. Clipston Sturgis, president of the Institute, made an address on January 27 before a special committee of the Chamber of Commerce of Johnstown, Pa.

Columbus Civic Center Urged

The Columbus, O., Chamber of Commerce is urgently favoring the development of a civic center, the purchase of certain grounds and the erection of a group of buildings based on a well defined plan.

Ohio State Association of Architects

The following officers have been elected by the Ohio State Association of Architects. George S. Drach, president, Cincinnati; L. S. Bellman, vice-president, Toledo; Herbert B. Briggs, secretary and treasurer, Cleveland.

Personals

Messrs. Stanley K. Neubauer and Paul L. Boyd, architects, announce that they are now associated for the practice of their profession under the firm name of Neubauer & Boyd, with offices at 1118-1120 Chestnut Street, Philadelphia, Pa.

Mr. K. Lee Hyder, architect, announces that he has opened offices for the practice of his profession in the David Whitney Building, Detroit, Mich. He will be glad to receive manufacturers' catalogues and samples.

Mr. William B. Clarke and Mr. Morton H. Levy, architects, have recently formed a copartnership for the practice of their profession. Their offices are located in Savannah, Ga. Manufacturers' samples and literature are desired.

Mr. C. B. R. Bogart, architect, Hackensack, N. J., has announced that he is now associated in the practice of architecture with Mr. C. W. Brazer, of New York City. The New York offices are located at 1133 Broadway.

Messrs. William B. Hunt and W. H. Kopitke, architects, have entered into partnership, and have opened offices for the practice of their profession in the Spitzer Building, Toledo, O.

Obituary

E. F. Baldwin, of the firm of Baldwin & Pennington, architects, Baltimore, Md., died at his home in that city on January 20. Mr. Baldwin was seventy-eight years old.

Mr. John Bacon Hutchings, architect, died recently at his home in Louisville, Ky. Mr. Hutchings was president of the Louisville Chapter of the American Institute of Architects at the time of his death.

BOOK NOTE

THE ARCHITECT'S AND BUILDER'S POCKET-BOOK. A handbook for Architects, Structural Engineers, Builders and Draughtsmen. By the late Frank E. Lidder. Full flexible cloth, 1,700 pages. Size 4¼ x 7 inches. Price, $5.00. New York, John Wiley & Sons, Inc. London, Chapman & Hall, Ltd.

This is the sixteenth rewritten edition of this valuable reference work, which is so well known that it is not believed any extended notice will be necessary to apprise architects of its worth. The preparation of a new edition of a work of this magnitude is practically as laborious as the making of a new book on usual topics. So rapidly do building methods change, so radical is the substitution of methods, and so many new and diverse are the problems presented in practice that a work fully covering the building field must be frequently revised to keep abreast of the changes constantly taking place.

The revision of this work and the addition of many important new methods, brings it up to the latest forms of practice, and conserves its early reputation as an accurate and convenient guide in the field to which it is devoted.

INDUSTRIAL INFORMATION

Floor Treatments

The Minwax Company, Inc., 18 East Forty-first street, New York City, has issued Bulletin No. 3, devoted to the subject of making floors as nearly as possible wear-proof. It is acknowledged that to do this absolutely is a physical impossibility, but to minimize wear and the dusting which results from it, is the aim of manufacturers of floor treatments. The methods of doing this resolve themselves, it is stated, into two classes. First, is what may be called the integral method, in which it is sought to minimize surface abrasion by incorporating in the floor topping, during construction, a hardening material which will produce a wear-resisting surface. Second, is what may be defined as the method of external application. Treatments in this class vary from a mere surface coating to a sub-surface impregnation. To this latter class Minwax Floor Filler and Finish belongs.

Floor treatment, with Minwax floor filler, it is stated, is not a surface application, but a saturation of the material immediately beneath the surface, sometimes to a depth of one-half inch, depending upon the density of the material. The action is purely mechanical. The volatile oil carrying the wax in solution penetrates by capillary action the voids and pores of the floor. The oil then, it is stated, evaporates quickly, leaving the heavy mineral wax hermetically sealing the pores of the material against penetration of moisture and lending support to the particles.

The filler, it is claimed, is acid-proof and alkali-proof. That it penetrates quickly, and although there is a slight darkening of the floor color immediately after application, this disappears as the oil evaporates, leaving the appearance of the floor unchanged. In the case of marble, however, the surface takes on a translucent effect, similar to that of alabaster.

The physical effect of Minwax floor filler is said to be to harden and strengthen the surface by increasing its density. It also makes a floor non-absorbent.

Other details and specifications for applying this floor filler are given in the bulletin referred to, together with illustrations of numerous buildings, floors of which are said to have been treated with this preparation. The bulletin will be sent to architects upon request.

Red Gum

The Gum Lumber Manufacturers' Association, Memphis, Tenn., has compiled and published a quantity of technical information about Red Gum, in the form of a pamphlet of some sixteen pages.

In this pamphlet are shown by means of half-tone cuts, the effects produced by the different methods of manufacturing Red Gum, and treatments are described which, if followed in specifying, should avoid misunderstanding and confusion. It is stated that Red Gum has become a leading cabinet wood because of its beauty, adaptability and fine workable qualities. It is also claimed that experience has taught dry kiln men how to handle Red Gum satisfactorily, so that now no more difficulty is had with kiln drying Red Gum than with any of the other fine cabinet woods.

Red Gum trees produce both sap wood and hard wood. Commercially, the term "Red Gum" applies to the heart wood of the Red Gum tree. Unselected gum or sap gum may be partially heart wood and partially sap wood, or all sap wood.

These matters and many others of importance to the architects in specifying woods for various finishes are explained in this booklet, which may be had upon request.

Electrical Supply Year Book

The Western Electric Company, with general offices at 463 West street, New York City, and branches in all principal cities, has issued its year book for 1916.

By its use, customers are able to determine at a glance the approximate cost of any of the thousands of items of merchandise catalogued.

In this book will be found listed all standard electrical apparatus and supplies. Most of the material catalogued is carried in stock at the various distributing houses.

It is doubtful if a more complete work on electrical supplies has yet been published, and by the aid of it architects can not only make selections of the equipment desired for various requirements, but can obtain much data concerning space necessary to accommodate the devices determined upon, the duty which they will perform, and their approximate cost.

Grinnell Automatic Sprinklers

The Grinnell Bulletin, for January, published by the General Fire Extinguisher Company, Providence, R. I., is devoted largely to preparedness, as it applies to a great many manufacturers of war munitions. Attention is called to the fact that munitions factories protected by automatic sprinklers have not suffered by the epidemic of fires which have lately broken out in this type of building. Attention is also directed to the fires recently occurring in factory buildings in Pittsburgh and Brooklyn, which it is believed emphasize the necessity of sprinkler protection in all buildings of the factory type.

An impressive table, published in this bulletin, is that giving a record of fires that have occurred under Grinnell Sprinklers, between September 1, 1915, and December 1, 1915. The average loss from fires where Grinnell sprinklers are used, aside from foreign fires, amounts, according to this table, to $272.40.

Copies of this bulletin or others published by the same company may be had upon request.

XUM

9 DETAIL OF MAIN DOOR

THE CATHEDRAL, ALTAMURA, ITALY (13TH CENTURY)