

YOUR
HOME
OF
TOMORROW

OCTOBER, 1957



PLANNING
DECORATING

PRESENTED BY

MAINTENANCE
GOOD IDEAS
GARDENING

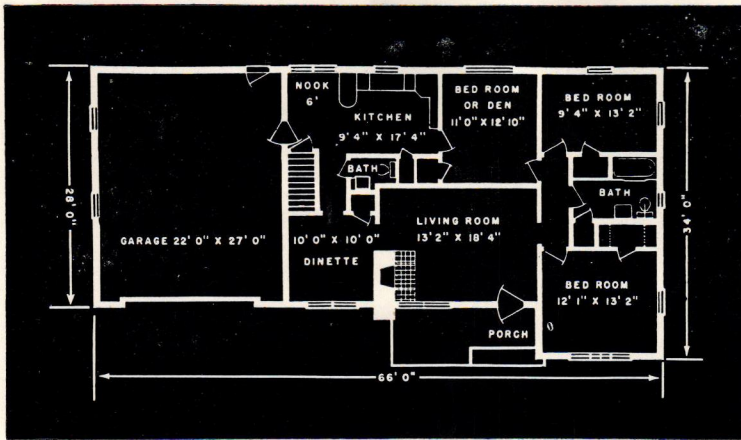
Hughey
CONSTRUCTION CO.

4305 MELBOURNE ROAD PHONE WA 3-5141

INDIANAPOLIS 8, INDIANA

BUILDERS OF QUALITY HOMES

"DEVELOPERS OF BEAUTIFUL KNOLLTON HEIGHTS"



- 3, 4 and 5 Bedroom Models
- 1½ Baths
- All Brick and Stone Construction
- Birch Cabinets
- Full Basement (3 Room), or Utility Room
- Oil or Gas Heat
- Aluminum Windows, Marble Sills
- Hardwood Floors
- Plastered Walls—Ceramic Tile Bath
- Finest Conventional Construction Throughout

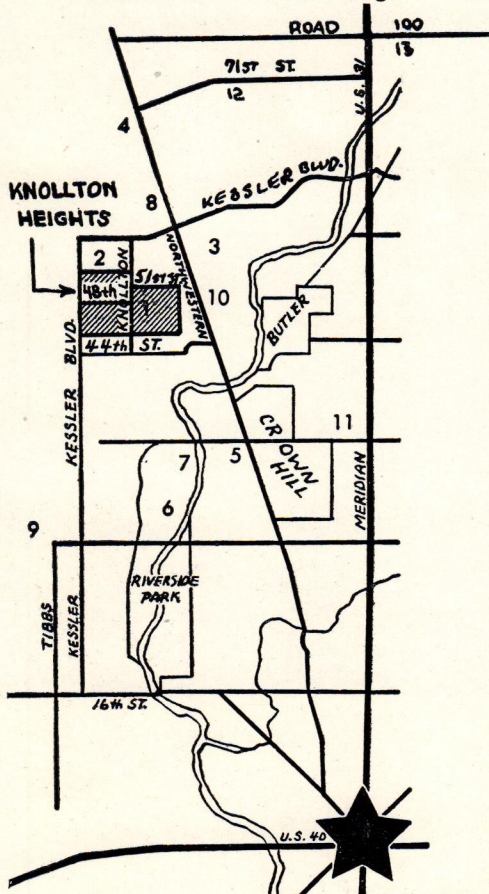
Why So Many New Homes Are Being Sold in Knollton Heights

- PROTECTIVE BUILDING CODE
- MINIMUM LOT SIZE OVER ½ ACRE
- ALL BRICK AND STONE CONSTRUCTION
- WIDE CIRCULAR STREET
- EXCELLENT DRAINAGE
- MANY 3, 4 and 5 BEDROOM MODELS
- 200 ACRES OF FINE HOMES

SELECT YOUR OWN HOME NOW

Our Service Includes Everything From Lot to Financing – Ready to Move In

Directions to Knollton Heights



1. Knollton Heights
2. Broadmoor Country Club
3. Highland Country Club
4. Deluxe Shopping Center
5. Woodstock Golf Course
6. Riverside Park
7. Lake Sullivan
8. Crooked Creek School
9. St. Michaels Church and School
10. Excellent Bus Service Direct to Downtown
11. 38th and Illinois Shopping Center
12. West Lane Jr. High School
13. North Central High School

HUGHEY CONSTRUCTION CO.

4305 Melborne Rd.

Phone WA 3-5141

Indianapolis, Indiana

"BUILDERS OF QUALITY HOMES"



Are You on the Move?

AMERICANS, a restless people, are on the move today more than ever before in our history. It has been estimated in some quarters that before year's end, some 40,000,000 persons will have moved to new quarters in this country.

You may well be one of those 40,000,000 and if so, certainly there are things you should know about moving. And if you are one of those who have been rooted in the same location for years, you will be pleased to know that the moving industry has come a long way from the days when all it required was a strong back and a truck to set yourself up as a mover.

Aero Mayflower Transit Company, a pioneer in the field of long-distance moving, points out that major moving firms today assume the heaviest part of the chore, applying scientific methods that have eliminated much of the hard work and inconvenience.


Aero Mayflower actually puts its van operators through a moving school in Indianapolis, Ind., before they are entrusted with your valuable household furnishings. Students are taught how to pack, wrap and carry all the belongings found in today's modern home.

With all the modern moving methods and techniques, however, there are still plenty of details the housewife can handle. These are some of them:


Set your moving date as far in advance as possible, particularly if you are moving during the summer months. Most moves are made then and van equipment is in greatest demand. Also, if possible, try to arrange your move for the middle of the month because you will be avoiding the usual month-end rush precipitated by lease expirations and business transfers.


Discard everything you no longer want—articles that have accumulated in the attic and basement over the years—before calling the mover for an estimate. Be sure, then, to show the mover every article you plan to move so that he can give you an accurate estimate.

Remember, too, that estimates are not binding on the mover, so that you should be wary of any exceptionally low estimates. Major moving firms have carried on a relentless battle against the few unscrupulous companies which bait the public with unrealistic estimates. Mayflower officials point out that experienced estimators can come within 10 per cent of the weight of a household load.



Above, this will give you a good idea how thoroughly modern-day movers cover expensive pieces of furniture while entrusted to their care. Below, Mayflower Transportation mover neatly piles furniture pieces in one end of huge van. All were covered with heavy padding to protect furniture while in transit.





It's a good idea to have your refrigerator, washer, freezer, television set and other large appliances serviced before a move. Also, if you have a TV antenna, arrange to have it taken down before the mover arrives.

Notify all your delivery services that you are moving and have the services discontinued or transferred to your new address. If your move is long distance, write to the utility companies in the city to which you are moving to have the services started upon your arrival.

If the budget permits, it's a good idea to order some of the packing services. More and more persons are doing this nowadays; in fact, some are ordering a complete packing job. If that's the case, you won't have to lift mirrors and pictures from the walls, nor remove china and glassware from the shelves. Professional packers will handle everything.

In particular, it's highly advisable to have the mover take care of your china and glassware. In the case of Aero Mayflower, the packing of breakables now is being done to a great extent with corrugated cushion wrappers. Newspaper and excelsior is still being used, and very successfully, but it is rapidly being replaced with this newer process.

Modern-day movers come equipped with cartons and containers of every conceivable kind. There are wardrobe cartons for your garments, special cartons for mattresses, pictures and mirrors, others for large floor lamps and fragile lamp shades, and still others for beddings and linens.

Below, wardrobe cartons as shown here are your clothes' best friend while you're moving into a new home or apartment. Each carton can handle at least 12 garments comfortably.

In most instances, of course, the housewife will do some or all of the packing. For her, we have compiled a list of packing don'ts because merchandise properly prepared is easier for the mover to handle. The list follows:

1. Don't place pictures or mirrors between bedding and linens because you think they'll be safe there. Special cartons stocked by leading movers are your best bet.

2. Don't wrap lamp shades or linens in newspaper because the ink is apt to rub off on them.

3. Don't pack dishes and glassware in drawers of buffets or china cabinets. That practice is good neither for the dishes and glassware nor the furniture. It's a good idea to keep all drawers empty.


4. Don't roll draperies on rods or poles because they'll be thoroughly wrinkled when you unpack them. Fold them carefully, with tissue between the folds, and place them on hangers within wardrobe cartons which the mover can supply.

5. Don't pick small items, such as ash trays and expensive bric-a-brac, in cartons containing lamp shades. That's an excellent way to damage the shades.


6. Don't pack medicines, polishes or cleaning compounds in the same carton with any foodstuffs. The odor alone is apt to spoil the food.

7. Don't pack or move items that you're not fully qualified to handle. A smashed refrigerator, a broken foot, a strained back, a valued lamp shattered—any one of these occurrences can cost you several times the amount of money you "saved" by doing it yourself.

Below, there's a right and wrong way for everything, and when it comes to packing household belongings for a move from one home to another, the wrong way can prove mighty expensive.



Below, new circuit breaker manufactured by Square D Co., Detroit, Michigan, represents newest trend in residential electrical equipment.



Above, fuse-type unit with spaces for additional circuits to be economically plugged-in as a home's power requirements increase. Square D Co., Detroit, Michigan.

How's Your House Power?

IN THE LAST five years, 400 million appliances have been sold to American families. Only 15 different home electric appliances existed in 1930; today there are 45, ranging from electric knife-sharpeners to rotisseries.

Your house will have to be prepared for their increased electrical demands. If it isn't, you'll live in a nerve-racking atmosphere of burnt-out-fuses, messy wiring improvisations and wasted electricity.

Last year, in one city alone, 2,000 conflagrations were caused by overloaded wires. When your wires are carrying too much electricity, your fuse will warn you by burning out, thus stopping the flow of electricity and preventing a fire. Never, cautions the National Adequate Wiring Bureau, replace a blown fuse with a penny or a larger fuse. This eliminates the protection afforded by the correct size fuse. Find the cause of the overload and remove it.

A circuit breaker will perform the same function as the fuse, in a more convenient way. When an overload or a short circuit occurs, the handle automatically jumps to the "tripped" position. No electricity will flow over that circuit until you have reset it, with a flick of the switch. If you don't correct or remove the overload, you'll be constantly resetting.

There are several ways to tell if your present home wiring is adequate:

1. Appliances such as toasters, irons and frying pans heat slowly.
- 2.. Expansion and contraction of TV pictures when other

electrical appliances are in use.


3. Appliances that must be disconnected in order to plug in another.
4. "Octopus" outlets around the house.
5. Constant blowing of fuses or "tripping" of circuit breakers.

If any of these inadequacies are present in your home, contact your local utility or appliance store for help or consult an electrical contractor. Your electric company provides a pay-as-you-go wiring modernization plan. New wiring can be financed with FHA home-improvement loans, too.


If you're going to build a home, be sure to plan your wiring for future as well as present needs. Color TV, for example, will require substantially more electricity than your present black-and-white set. On the average, electrical needs have increased about ten percent every year.

A home should have one 20-Ampere general purpose circuit for each 500 square feet of floor space, at least one 3-wire, 20-Ampere circuit to serve outlets in the kitchen, dining areas and laundry, a separate circuit provided for each of the following: clothes drier, range, water heater, air conditioner, water pump, washer, home freezer, workshop or bench, dishwasher-waste disposer combination.

The world you'll be living in is going to require more electrical gadgets than ever before. Whether or not you'll enjoy these utilities to the fullest extent depends on how well your home is prepared for it now.



A good example of an entire wall unit including a Hi-Fi, system, television and ample book space.



MY PERFECT HOME

by Robert Wallach

Editor's Note: It isn't often that a teenager will take time out these days to sit down and write his views on the ideal home. But here is one exception to the rule. Robert Wallach is fifteen years old, just starting his third year at high school. In this article, he shows a seriousness of mind which is rare indeed among today's youth. However, there may be other teenagers among our readers who would like to express their views on the subject of homes. We invite them to send their manuscripts in to us for our editorial consideration. Address all material to the sponsor whose name appears on the front cover of the magazine.



AS A TEENAGER, I think that one of the most important facilities in a home is the recreation room. Without a room for family fun and entertainment, it is hard to imagine a house a home.

The best suited home for a teenager, I think, is a two story model with plenty of space for stretching out. I would like to have my bedroom, with adequate privacy, upstairs. In it I would include a record player, a studio couch, a desk and maybe a portable television. Also I want plenty of space to "put things" that usually clutter up a teenager's room and I would want walls that wouldn't mar under the taping of pictures and important papers.

From the ideal bedroom, to the kitchen, is not a long trip in my "dream house," for here centers the culinary arts, the flavours d'or, and in plain terms, the eats! I would have an atomic oven which could cook a hot-dog in less than a minute. A disposal unit would be handy



for all the scraps and a tremendously gigantic refrigerator which would hold frozen as well as cooled foods and drinks would be well used indeed. I would have the kitchen equipped with every imaginable gadget that would make cooking easier. With a set-up like this, it might be as well to stay a bachelor!


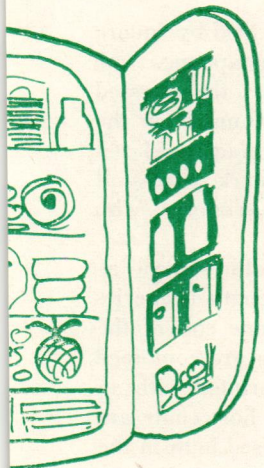
When the snows come, or when summer rains drench the outer terra, I would like to have a place where I could invite a few of my friends to visit, watch television or to play cards. This would be my den. In it I would have a complete Hi-Fi system, including a tuner, tape recorder, and record-changer. The TV could be set-up so as to play through the Hi-Fi speakers. All this would be enclosed in a tremendous wall cabinet. Also included would be plenty of wall space into which I would put shelves to store my records and tapes and to keep books. I would have a desk in here to do my homework. If I didn't do my homework, I wouldn't have a set-up like this in the first place. I would have a bar handy for my parents when they are entertaining friends. It would also be nice to have a rug and drapes for that snug, homey feeling. Is it a wonder why more and more people have dens?

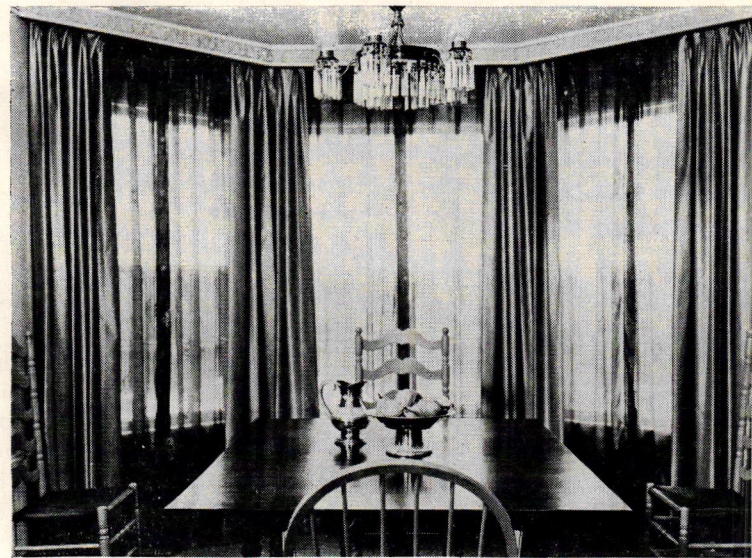

The next important room is the "rec-room." This room can be a reconverted basement or any other medium sized room. One good decorating idea is to have a bar surrounded with bridge tables covered with red and white tablecloths for that "French Bistro" effect. Travel posters look good and would make wonderful wall decorations. A portable radio or record player is also necessary. Another idea for people who occasionally find themselves hosts to teenage crowds will find the "rec-room" a wonderful place to entertain them. A permanent movie projector and screen can be installed on either side of the room, so that wherever you want to show home movies or professional ones, all you would have to do is to push a button. All that is needed for a teenage crowd is a jukebox, or phonograph and a candy-store type counter with a Coke machine and ice-cream storage areas. No matter what your age is, a set-up like this is great fun to plan. Even adults would like this type of atmosphere. The more imagination used in this type of room, the better it will turn out.

For those teenagers who have small brothers or sisters under foot, a playroom will get them out of your hair, but good! This type of room is one in which the little ones can play without the fear of messing up some place that has just been cleaned; a place where toys can be kept and games can be stored. What a blessing a playroom can be on a rainy day when everyone is indoors.

For the days when everyone is outdoors, there is no place like a barbecue spit. The best kind in my book, is a place that has electric spits, plenty of cooking area, and floodlights for night cookouts. Picnic type tables give the touch of country picnics.

In my backyard there would be a swimming pool with racing lanes and a high diving board, to give the finishing touches to a teenager's dream come true—a perfect home. Maybe yours, too!





Full-length cotton draperies, covering three large windows, help create a beautiful setting for dining in the E. H. Krieger home, Memphis, Tennessee.

Put New Life into

AT THE CORNER of Peabody and Kimbrough in Memphis, Tennessee, a white frame Cape Cod house, built in 1936, was raffled off by the local post of the American Legion, in January, 1957, complete with a brand new automobile in the garage, to Mr. and Mrs. E. H. Krieger.

The Charm House, as it had been called in the beginning, changed considerably after 21 years. Mr. and Mrs. Krieger remodeled and decorated the house to suit their family's tastes and needs, and they called it their dream house. As an interior decorator, Mrs. Krieger had spent years creating beautiful and livable homes for other families, and now at last, she could put her talents to use for her husband and children.

The house called for little major remodeling, except for the addition of a master bedroom and adjoining bath. A small green house was converted into a sun parlor opening off the living room. Two coats of white paint restored the original charm of the exterior of the house. Artful use of color in the interior of the Krieger's home is probably the most outstanding characteristic. This is especially evident in the selection of cotton draperies and cotton fabrics used in upholstery throughout the house. In the living room, full-length gold draperies in a heavy weight

polished cotton hang from beneath curved padded cornices covered with matching fabric. Flanking the fireplace, painted an off-white to match the walls, are two large sectional chairs upholstered in a floral patterned cotton coordinated with the draperies.

Color accents in the living room are provided by square corduroy pillows in red, turquoise and champagne. The pillows are thrown on the seat of an alcove, the recessed wall of which is painted avocado green. Mounted on the wall are four slender wrought iron floral plaques glazed with white and gold. Twin lamps on dark teakwood tableshave white textured cotton shades trimmed with gold braid.

In the dining room much of the same color scheme as used in the living room is repeated. Full-length draperies cover a group of three large windows at one end of the room. Panels of heavy polished gold cotton are combined with panels of sheer cotton bastiste hand-printed with an oriental design. Ladder back chairs and a host chair are painted olive green to match the carpeting used both in the living and dining rooms.


The brick walls and metal ceiling of the sun parlor, off the living room, were painted another shade of green.



An attractive corner in the living room. The recessed wall of the alcove is painted avocado green in contrast to the other off-white walls.


an Old House

Below, basement recreation room has a corner planned for relaxation and quiet. A heavy cotton tweed fabric is used for upholstery of the couch, which also doubles as a bed.



Walls and ceiling are painted apple green, offering a pleasing contrast to the wrought iron sectional furniture with shrimp-colored cushions of cotton sailcloth. A copper table and several large brass planters with greenery complete the casual furnishings in the sun parlor.

Mrs. Krieger selected subdued colors and tailored details for the bedroom of her 21-year old son, Hugh, a student at Memphis State College. Soft shades of aqua, green, blue, rose, and beige are featured in the plaid cotton fabric covering the oversized headboard of the bed, which extends the full width of the bedroom and is covered with a thick layer of cotton batting. Padded valances of the windows on either side of the bed are covered in the same fabric. The bedspread and the cotton draperies are made of cotton beige and the shutters on the lower half of the windows are painted aqua.




Above, bedroom with an oversized plaid headboard extending full length of the room, with matching valances.

A dining area and a bar, large enough for entertaining, with bamboo table and chairs, is included in the basement recreation area. Printed cotton and solid brown fabrics, in orange, brown, black and white are combined in the upholstery of a large curved sectional couch.


Another couch, which also doubles as a bed, is covered with heavy cotton tweed fabric in a royal and navy blue check. Small casement windows are covered with unlined sheer curtains of aqua-colored cotton striped with metallic threads.

Mrs. Krieger planned each room for beauty and livability in decorating her dream house. And she and her family have brought new life to the 21-year-old house on the corner of Peabody and Kimbrough in Memphis.


IN PLACE OF *The Pantry*




Pantry cabinets fitted beneath standard wall storage cabinets.



Two new sliding door cabinets suspended above an island arrangement.



A single pantry cabinet as part of a kitchen planning desk.



Stacked arrangement add to storage facilities both within and on top of cabinets.

THE DISAPPEARANCE of the old-fashioned pantry room has created a kitchen storage problem for the modern homemaker. Not too many years ago, the pantry was the home's kitchen storehouse. Its walls were lined with shelves or cupboards, providing the storage area that was generally missing from the kitchen itself.

The pantry served many purposes, particularly, as a refrigeration room in the winter, and here, in summer was the focal point of attack for hungry youngsters. With the advent of electric refrigeration, the unheated pantry where perishables were kept, faded as an integral part of the kitchen.

Today, with the tremendous increase in packaged goods, the homemaker often wishes she had the old-fashioned kitchen back, as at least the storage area it provided.

While the manufacturers of kitchen cabinets and appliances along with magazines and newspapers, have succeeded in convincing the American homemaker to plan her kitchen more efficiently, the basic problem of getting more storage space into the kitchen is still a troublesome one.

This is particularly true in the vast number of low and modestly priced homes (and unfortunately true, too, in many more expensive homes) built during the past decade in which kitchen space was sacrificed to make other rooms acceptably larger.

The solution seems to lie in making better use of the space that remains available for storage purposes. One notably wasted wall area is that between the bottom of wall cupboards and above the work surface of base cabinet units.

One of the large manufacturers just recently designed a cabinet especially for this space, appropriately called a "pantry cabinet." That fits against the wall and below the wall cabinets.

The cabinet measures 48 inches long (but can be cut to shorter sizes), is 13 inches high and at the top is 11½ inches front to back. Made with sliding doors, it offers usable storage space just above the counter work surface. It tapers to six inches in width at the bottom.

A light valance is built right into the cabinet. Also, the cabinet, equipped with a fluorescent tube, provides shadowless illumination on the counter below. The tube also lights interior of the cabinet.

Because the pantry cabinet is completely finished as an individual unit, it finds other uses in the home, too. It could be used as part of a kitchen planning desk, or be used in a bathroom or as part of a built-in headboard of a bed.

The principle use of the pantry cabinet, however, remains in the kitchen where it provides extra storage space to help offset loss of the old-fashioned pantry.

ROBERT TAYLOR LUMBER CO.

YELLOW PINE LUMBER
FROM MILL TO YOU

PHONE
ME 6-1222

1723 N. WARMAN AVE.
INDIANAPOLIS, IND.


ALBERT HENRY

BRICK AND BLOCK WORK

3657 CAPITOL
INDIANAPOLIS, INDIANA

PHONE
WA 3-6997

FRANZEN BLOCK & MATERIAL CORPORATION



Concrete Blocks - Building
Materials - Lintels - Coping
Stepping Stone - Lawn Furniture

1935 KENTUCKY AVENUE
INDIANAPOLIS 21, INDIANA

MElrose 8-1311

MElrose 8-1312

YOUR HOME OF TOMORROW

is sent to you each month
through the courtesy of
the friendly firms listed
on these back covers.

Your only real security is a home of your own. That is the American dream and ideal.

The friendly firms on these covers are here to help you fulfill that dream.

Bring your problems to them. They are anxious to serve you.

Hughey Construction Co.

4305 MELBOURNE ROAD
INDIANAPOLIS 8, INDIANA

Phone WA 3-5141



BUILDERS OF QUALITY HOMES

"Developers of Beautiful Knollton Heights"

Return Postage Guaranteed

BUILDERS PUBLISHING COMPANY

100 STEVENS AVENUE

MT. VERNON, N. Y.

Lloyd E McCann
1905 Orlando
Indianapolis 8 Ind.

BULK RATE
U. S. POSTAGE
PAID
Permit No. 8
Mt. Vernon, N. Y.

A COMPLETE DEPENDABLE BUSINESS GROUP TO SERVE YOU

HOOSIER COAL & OIL CO.



Walnut 3-3343

BEA AND BEA

GUTTERING — ROOFING — HEATING
OIL OR GAS FURNACES
AIR CONDITIONERS
DELCO and JANITROL FURNACES

2425 E. 29th STREET — PHONE WA. 5-7020

HILL BROTHERS

"Painting At Its Best"

WEST 116th STREET
VI 6-8808

SPRING MILL ROAD
VI 6-8680



3468 CONGRESS WA 4-0566

INDIANAPOLIS 22, INDIANA

ELECTRICAL CONTRACTING & ENGINEERING
GENERAL ELECTRIC WIRE HEAT
SALES AND SERVICE

BROAD RIPPLE LUMBER AND SUPPLY CORPORATION

"Your home deserves the best"

1001 Broad Ripple Ave. Phone CLifford 5-5456

UNITED MORTGAGE CO., INC.

515 Lemcke Building Indianapolis, Indiana

RESIDENTIAL AND COMMERCIAL LOANS

Conventional — V.A. — F.H.A.

EARL LAYNE, President

ME 2-9396




ALBERT GRIFFITH

Hardwood Floor Refinisher
Floors Laid - Quality Work

5115 Rosslyn Avenue Indianapolis, Indiana
Phone CL 5-9665



WE DRILL WELLS!
LET US WORRY FOR YOU
NO DOWN PAYMENT
36 MONTHS TO PAY
WELLS AND PUMPS



HAMILTON BROS.
WELL DRILLING CO.

4025 ROCKVILLE RD. CALL CH 1-2571

FACE BRICK AND
PLASTERING MATERIALS


Furnished by

HARRY C. ENT MATERIALS, INC.

1415 Commerce Avenue Phone MElose 8-6543

Indianapolis, Indiana

CARMEL CONCRETE PRODUCTS ALL-NEW SEPTIC TANKS



Featured in All

HUGHEY CONSTRUCTION CO.
HOMES

Meets All F.H.A. State and County
Health Code Requirements

FOR ADDITIONAL INFORMATION—CALL VI 6-2301