

YOUR  
**HOME**  
OF  
TOMORROW

JANUARY, 1956



PLANNING  
DECORATING

PRESENTED BY

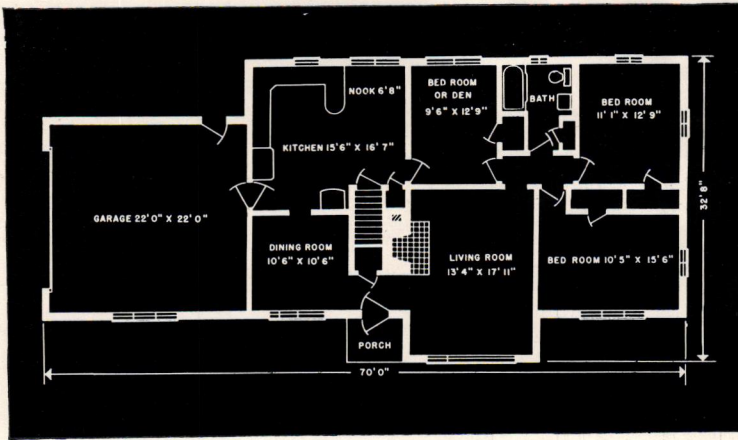
MAINTENANCE  
GOOD IDEAS  
GARDENING

*Hughey*  
**CONSTRUCTION CO.**

4305 MELBOURNE ROAD  
INDIANAPOLIS 44, INDIANA  
PHONE WA 3-5141

**BUILDERS OF QUALITY HOMES**

*"Developers of Beautiful Knollton Heights"*



- 3 Bedrooms
- 1 1/2 Baths
- All Brick and Stone Construction
- Youngstown Kitchen
- Full Basement (3 Room)
- Oil or Gas Heat
- Aluminum Windows, Marble Sills
- Hardwood Floors
- Plastered Walls—Tile Bath
- Finest Conventional Construction Throughout

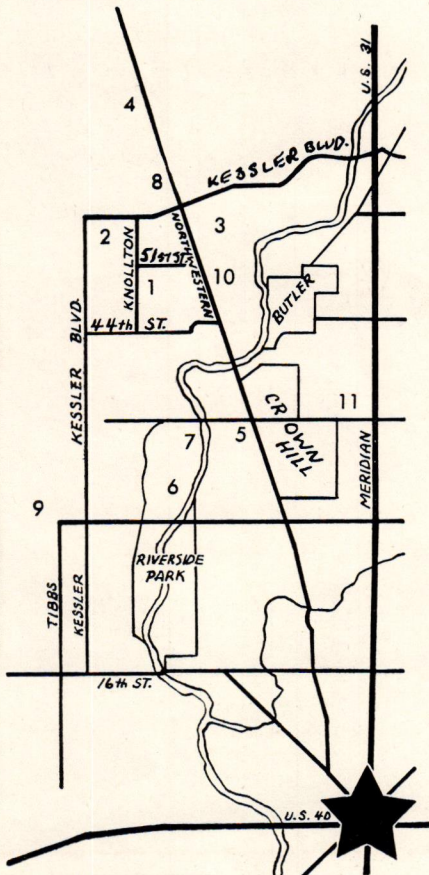
## Why So Many New Homes Are Being Sold in Knollton Heights

- PROTECTIVE BUILDING CODE
- MINIMUM LOT SIZE OVER 1/2 ACRE
- ALL BRICK AND STONE CONSTRUCTION
- WIDE CIRCULAR STREET
- EXCELLENT DRAINAGE
- MANY 3 & 4 BEDROOM MODELS

### SELECT YOUR OWN HOME NOW

Our Service Includes Everything From Lot to Financing – Ready to Move In

#### Directions to Knollton Heights



1. Knollton Heights
2. Broadmoor Country Club
3. Highland Country Club
4. Deluxe Shopping Center
5. Woodstock Golf Course
6. Riverside Park
7. Lake Sullivan
8. Crooked Creek School
9. St. Michaels Church and School
10. Excellent Bus Service Direct to Downtown
11. 38th and Illinois Shopping Center


HUGHEY CONSTRUCTION CO.

4305 Melbourne Rd.

Phone WA 3-5141

Indianapolis, Indiana

"BUILDERS OF QUALITY HOMES"



## PLAN NOW FOR OUTDOOR

### *Lighting*

**A**LTHOUGH snow time is no time for patio living, it is a good time to plan next spring's garden and outdoor lighting. The layout of outdoor lighting should be approached with the same care as the planning of flowers and shrubs.

While you're pouring over the seed and bulb catalogs this winter, give some thought to light bulbs as well. A house that is well integrated with its garden surroundings should not be divorced from them by the blackness of night, and the right kind of outdoor lighting can help to bring the outdoors right into the home to be enjoyed all the more.

In some contemporary architecture it is difficult to tell where indoor living ends and outdoor living begins. Large picture windows and walls of glass literally bring the outdoors indoors, and vice versa. Without proper illumination, such areas of glass become black mirrors at night, when they could better serve to provide scenes of nocturnal beauty even rivalling those made possible under uncontrolled sunlight.

Throughout the country, the trend to outdoor living is becoming more pronounced. People are turning their backyards not only into colorful flower gardens, but into another 'room'—a terrace or patio for entertaining and dining, for games, for swimming, or simply for rest and relaxation.

Of particular significance is the recognition given to lighting by the National Council of State Garden Clubs in its Directory and Handbook. Heading a list of 27 suggested program topics are two that deal with lighting. When one stops to realize that there are some 30 million gardens in the United States, and 11,000 garden clubs boasting a membership of more than 350,000, one can visualize the vast potentials that exist for outdoor and garden lighting.

Open-plan living, with its picture windows and walls of glass, has increased the importance of landscaping as well. Properly lighted, the night landscape takes the place of colorful wallpaper or draperies, and can be even more interesting because of the seasonal changes that take place.

Most of the manufacturers of light bulbs and lighting fixtures stand ready and willing to be of help in recommending the latest techniques in outdoor lighting.




Above, view from picture window shows patio at night. Properly lighted, the night landscape takes the place of colorful wallpaper or draperies, and can be even more interesting because of the seasonal changes that take place. Below, garden illuminated at night can seem even more beautiful than in sunlight.


Westinghouse



Exterior view of home designed by Architect Mario Corbett for William Kazazean, cab-driver. Exterior is of redwood. Utility and service rooms are at left. Cars park at upper left, against fence.




## PERSEVERANCE AND A MAN'S DREAM BUILT THIS HOME



Unusual bathroom looks out onto a Game Refuge area which cannot be occupied, so that privacy is assured. Bathtub is mosaic.


"I don't know how many years we saved every penny . . . but every day of work was dedicated to the purchase of our own home."



Living room windows have a wide sweep of view. The large windows have a northern exposure. Ventilators let in cool breezes.



The patio area always gets the morning sun. Rock in the wall is native stone. The door at the left leads directly to the living room.



View of the living room looking toward the kitchen. Fireplace is of same native rock as patio wall. Note roof windows at the right.


**P**ROOF that quality of architectural design and skill and integrity of construction have a dollars-and-cents value that "time cannot wither and wear away" can be found in the home of William Kazazean. Kazazean is a cab driver who spends eight hours a day wheeling a taxicab over San Francisco's world-famed up-and-down hill streets. But once his shift has been completed he leaves the cares of driving behind him and relaxes in one of the country's most relaxation-inducing homes. Built on 2-1/3 acres of ground in 1948 at a cost of approximately \$20,000 which was carefully saved out of years of wages and tips, Kazazean's home is undoubtedly the envy of every one of his fellow cab drivers.

The envy is justified for Kazazean's home was designed by San Francisco architect Mario Corbett, one of the world's most famous architects, and if sold today, would probably bring quite considerably more than the 1948 construction cost of \$20,000. The home has been occupied since the day it was completed by Kazazean, his wife and his three children. The entire family believes the house


and grounds are to be lived in and used, and this philosophy they follow every minute the "man of the house" is not in his cab. "I don't know how many years we saved every penny, but every day of work was dedicated to the purchase of our own home." The Kazazean perseverance paid off in high quality and value which in several years has increased rather than diminished.

The pictures on these two pages tell clearly and dramatically the complete story of the Kazazean home. You'll note in some of the photos the liberal use of stone in construction. This is native stone and was lugged in, rock by rock, by the Kazazean family in order to help the contractor who built the house. The exterior is of California redwood. Laundry and utility rooms are at the left. Kitchen, dining and living area form the center portion of the house, and sleeping quarters are in an adjoining wing at the right. Cars park at the upper left, against a fence. Situated on a quiet, dead-end street, in a beautiful park-like setting, this lovely home indeed represents a man's dream come true.

View of covered area between utility rooms and living room. This area is always cool on summer afternoons and pleasant for relaxing.



View from the kitchen looking out toward the San Francisco Game Refuge. The living room is on the left, outdoor play area on right.






## Making something

**C**RAMPED for storage space in your home? You're a rare one if you're not, because lack of adequate storage is the most common complaint about the home today.

And you're a rare one, too, if you can't find the answer to your problem right in front of you—putting wasted space to work.

If you can afford a larger home, fine. Or if you can put an addition on your present home, that's fine, too.

Don't overlook your garage when seeking extra storage space. A cabinet like this can hold a lot of canned goods or housewares. Consider, too, that it improves the appearance of your garage. Below, there's storage galore in this knotty western pine fireplace wall. Cabinet at lower right is perfect place for storing card tables; cabinet at left serves any home need.



# out of nothing

But there's a simpler solution, one that's easier on the pocketbook, in utilizing waste space.


You'll be surprised, when you look for it, how much wasted space you can find and how many ideas there are for putting it to work.

Best of all, many of these ideas can be carried out economically by your local carpenter or contractor.

For storage ideas, let's start in the kitchen. Among the best space stretchers for an existing kitchen are in-a-door shelves. Not only do they put unused space to work, but they bring the stored items within easy view and easy reach. Shelves can be installed in cabinet doors, inside the broom closet, or on the basement door. In a kitchen which has a deep pantry, it is even possible to build shelved doors within shelved doors, giving finger-tip access to a whole series of shelved units bearing canned and jarred goods, bottles, and packaged staples.

One of the rooms where a lack of storage space is felt most is the bedroom, yet many possibilities for added storage are usually available. Floor-to-ceiling cabinets are perfect for almost any room. Depending on available space, wardrobe closets can cover an entire wall, half of a wall from the corner of the room to a window, or they can be built into under-eaves space. In many cases a storage unit adjoining the wardrobe may be desired for added utility. A popular arrangement is a combination of drawers below and a large shelf area above. If drawer space is at premium in the room, an entire bank of drawers can be built into this unit.

Photos courtesy Western Pine Association




An asset to any dining room is this storage built-in with drawers for silver and linens and compartments for trays.

Attics represent almost unlimited possibilities for additional storage facilities. When finishing the attic with western pine paneling, the same material can be used in a variety of ways to add cabinets, shelves and wardrobes. In most attics a great deal of under-eaves space can be utilized by recessing drawer units, bookcases and even beds. In place of a small door leading to the storage space behind a wall, use a big door or a removable bookcase—and you'll find it easy to store away trunks and suitcases.

The garage presents another storage potential. A wall of shallow shelves can provide valuable over-flow storage area for the kitchen, storing such items as canned goods, preserves, soft drinks, and staples. By covering the shelves with doors, dust is kept to a minimum, and the garage presents an attractive appearance from the street when the garage doors are left open.

Storage space does not have to occupy an entire wall to be valuable. Many opportunities are possible on a smaller scale such as narrow cabinets flanking the fireplace, an L-shaped corner cabinet, a window seat, or a framed shelf on a paneled wall. A host of ways can be found to make the built-in storage units blend into the decor of each room without sacrificing any of its usable area.



Storage for toys and a large clothes closet make a handsome and practical feature of this upstairs bedroom.

**A**RE you enjoying the fun of home handiwork? Do you know the satisfaction and relaxation of a hobby that turns idle hours into happy, productive pastime? Have you ever planed a rough piece of mahogany and seen the shavings curl up, revealing the beautiful grain of the wood, so attractive and smooth you couldn't help running your hand over it? Have you experienced the joy of accomplishment when you look at a finished piece of work and can say, "I made that!"


To the man who has discovered a creative hobby, these are the experiences that add zest to living.

Home woodworking is an absorbing hobby that all can enjoy. Today, more and more men and boys, even women, have become interested in woodworking. The formation of home workshop clubs in hundreds of localities has brought together men with a common interest in handicraft. Here they can exchange ideas, help beginners with advice born of experience. In joining one of these clubs you may be sure members will welcome you, and you will enjoy the association.

In their home workshops many professional and business men find needed diversion from their everyday problems. Here they give expression to creative impulses and thoroughly enjoy their relaxation. In many cases, fathers and sons have become closer comrades by sharing in the same handicraft hobby.

To most boys, woodworking comes naturally. Have you ever watched a boy or a group of boys, fascinated and absorbed in making a bird house, boat, airplane, table or toy? Their eagerness and enthusiasm are a joy to see. No matter if the finished results are mediocre, the wood and work are teaching them the use of their hands, developing creative ability, teaching patience and giving them a keener appreciation of craftsmanship. And isn't the boy happy when he brings his work to mother? Encourage your boys in this wholesome avocation, for their lives will be richer and happier.

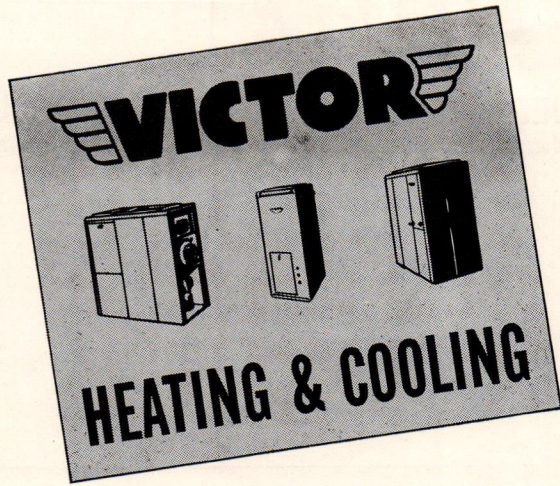
## The joy of accomplishment





# A GREAT NAME...

In Home Comfort



RELY on our 65 year record of  
CUSTOMER SATISFACTION

**HALL-NEAL** FURNACE  
COMPANY

Your Heating and Cooling Headquarters

1324 N. Capitol Ave. — MEIrose 5-7441

INDIANAPOLIS INDIANA

## UNITED MORTGAGE CO., INC.

515 Lemcke Building Indianapolis, Indiana

RESIDENTIAL AND COMMERCIAL LOANS

Conventional — V.A. — F.H.A.

EARL LAYNE, *President*

MA 9396

Your only real security is a home of your own. That is the American dream and ideal. The friendly firms on these covers are here to help you fulfill that dream. Bring your problems to them. They are anxious to serve you.

YOUR HOME OF TOMORROW


is sent to you each month  
through the courtesy of  
the friendly firms listed  
on these back covers.

## Hughey Construction Co.

4305 MELBOURNE ROAD

INDIANAPOLIS 44, INDIANA

Phone WA 3-5141



BUILDERS OF QUALITY HOMES

*"Developers of Beautiful Knollton Heights"*

Return Postage Guaranteed  
BUILDERS PUBLISHING COMPANY  
100 STEVENS AVENUE  
MT. VERNON, N. Y.

1905 Orlando  
Lloyd E McCann  
3924 La Salle St  
Indianapolis Ind

BULK RATE  
U. S. POSTAGE  
**PAID**  
Permit No. 8  
Mt. Vernon, N. Y.

A COMPLETE DEPENDABLE BUSINESS GROUP TO SERVE YOU


**HOOSIER COAL & OIL CO.**

*We'll Keep  
the Home  
Fire Burning*

**1300 E. 30th St. WALnut 3-3343**

**BEA AND BEA**  
GENERAL REPAIRING  
GUTTERING — ROOFING — HEATING  
"We Carry Compensation Insurance on Our Men"  
2425 E. 29th STREET — PHONE WA. 5-7020

**RUSSELL & TUNGATE**  
EXCAVATING OF ALL KINDS  
Grading - Excavating - Bulldozing



PHONES  
E. Russell  
ID 2128  
K. Tungate  
Franklin, Ind. 1198-W

**Crump** **ELECTRIC** WIRE WITH CONFIDENCE

3468 CONGRESS INDIANAPOLIS 22, INDIANA WA 4-0566

ELECTRICAL CONTRACTING & ENGINEERING  
GENERAL ELECTRIC WIRE HEAT  
SALES AND SERVICE

**BROAD RIPPLE LUMBER  
& SUPPLY CORPORATION**



"Your home deserves the best"

1001 BROAD RIPPLE AVE. PHONE BRoadway 5456

**HILL BROTHERS**  
"Painting At Its Best"  
8517 Westfield Blvd. Indianapolis, Indiana  
Phone GL. 1231

**ALBERT GRIFFITH**  
Hardwood Floor Refinisher  
Floors Laid - Quality Work  
5115 Rosslyn Avenue Indianapolis, Indiana  
Phone BR. 9665

**WE DRILL WELLS!**  
LET US WORRY FOR YOU  
NO DOWN PAYMENT  
36 MONTHS TO PAY  
WELLS AND PUMPS



**HAMILTON BROS.**  
WELL DRILLING CO.  
4025 ROCKVILLE RD. CALL CY. 2571

**FACE BRICK AND  
PLASTERING MATERIALS**

Furnished by  
**HARRY C. ENT MATERIALS, INC.**  
1415 Commerce Avenue Phone MELrose 8-6543  
Indianapolis, Indiana

**CARMEL CONCRETE PRODUCTS**  
ALL-NEW SEPTIC TANKS



Featured in All  
HUGHEY CONSTRUCTION CO.  
HOMES  
Meets All F.H.A. State and County  
Health Code Requirements

FOR ADDITIONAL INFORMATION—CALL CARMEL—40