

Your Home
OF TOMORROW

DECEMBER, 1954



Presented by

Hughey
CONSTRUCTION CO. Inc.

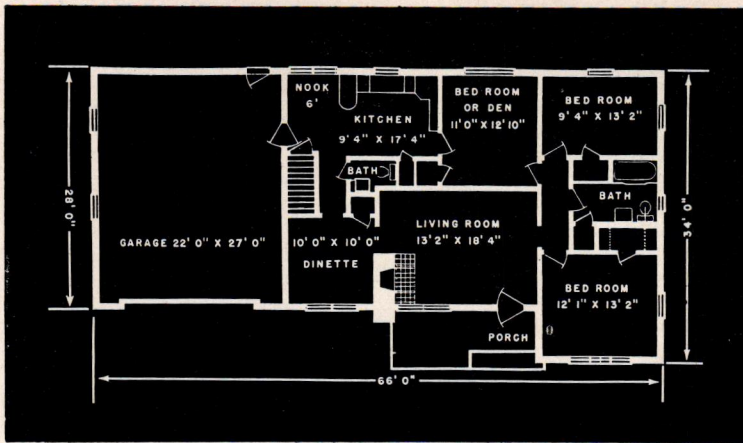
4305 MELBOURNE ROAD

PHONE HU 7181

INDIANAPOLIS 44, INDIANA

BUILDERS OF QUALITY HOMES

"Developers of Beautiful Knollton Heights"



- 3 Bedrooms—1½ Baths
- All Brick and Stone Construction
- Youngstown Kitchen
- Full Basement (3 Rooms)
- Oil or Gas Heat
- Aluminum Windows, Marble Sills
- Hardwood Floors
- Plastered Walls—Tile Bath
- Finest Conventional Construction Throughout

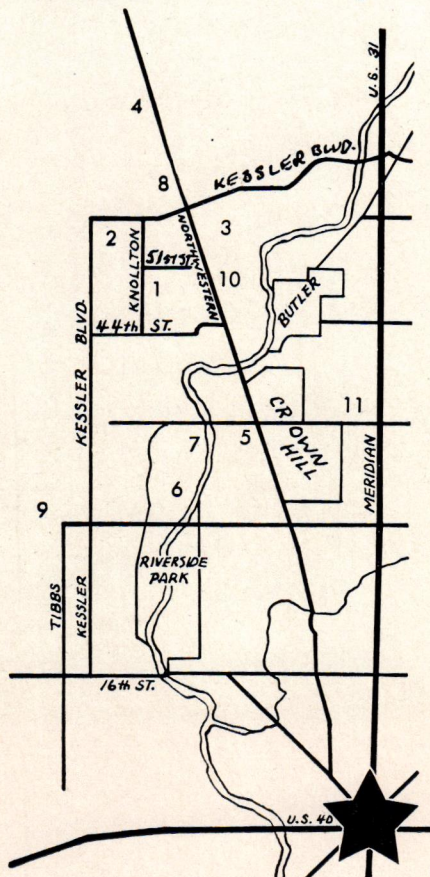
Why So Many New Homes Are Being Sold in Knollton Heights

- PROTECTIVE BUILDING CODE
- MINIMUM LOT SIZE OVER ½ ACRE
- ALL BRICK AND STONE CONSTRUCTION
- WIDE CIRCULAR STREET
- EXCELLENT DRAINAGE
- MANY 3 & 4 BEDROOM MODELS

SELECT YOUR OWN HOME NOW

Our Service Includes Everything From Lot to Financing – Ready to Move In

Directions to Knollton Heights



1. Knollton Heights
2. Broadmoor Country Club
3. Highland Country Club
4. Deluxe Shopping Center
5. Woodstock Golf Course
6. Riverside Park
7. Lake Sullivan
8. Crooked Creek School
9. St. Michaels Church and School
10. Excellent Bus Service Direct to Downtown
11. 38th and Illinois Shopping Center

HUGHEY CONSTRUCTION CO., INC.

4305 Melbourne Rd.

Phone HU 7181

Indianapolis, Indiana

"BUILDERS OF QUALITY HOMES"

Preparing the house for Christmas



IT'S really a lot of fun to prepare for Christmas if you do the work together with the family. Yes, share your preparations as well as fun and Christmas will become the family affair that makes it so heartwarming.

Incidentally, why not use what you have around the house to make this the prettiest Christmas your family and guests ever saw.

For example, you can make snow for the Christmas tree out of soapsuds. Whip up a bowlful of thick, meringue-like suds. Spread thickly on the branches with a spoon. Sprinkle with soap flakes, colored sequins, whole fresh cranberries, or bittersweet berries. The "snow" will dry firm in a few hours, and stay put for weeks without shedding; ornaments or small toys can be hung right over it.

Just watch the kiddies' amazement when this Christmas tree is finished! And you get a pat on the back for having done it the inexpensive way.

Windows and mirrors decorated with holiday scenes and messages also add a homey, personal Christmas-time touch. You or the children can "paint" with the same thick suds or with a paste of scouring powder and water. The damp cloth that washes the art work away later will also clean the glass.

To perk up your Christmas wreaths and bows: wash red or green ribbons in lukewarm suds and press right side down under a sheet of waxed paper to restore crispness. A sudsy sponge will soften and rejuvenate artificial holly leaves and poinsettias. Tarnished tinsel will sparkle if you swish it through warm suds, rinse, and drop it on a

Above, one popular way of lighting the exterior of the house for Christmas. This method shows off the architectural features of the home. Below, a home-made Christmas lamp with colorful wrapping paper fashioned into decorative shade.



towel to dry. For bright tree lights, wipe each bulb with a sudsy sponge—and let them dry well before plugging in the cord.

A lovely table sparkling with the best linens, china and glasses is another pretty sight that doesn't depend on the amount of money you spend, but on a little extra care and advance planning. Get the table setting materials at least ten days before Christmas. Launder tablecloth and napkins and put them away until the big day itself.

continued on page 4

Decide on the holiday table decorations, so the bowl or figurines you intend to use will also be washed and ready. Did you ever try piling Christmas tree balls into a glass bowl for a table centerpiece? It's a charming change and looks beautiful if you lay evergreen branches around the bowl to set off the colors in it.

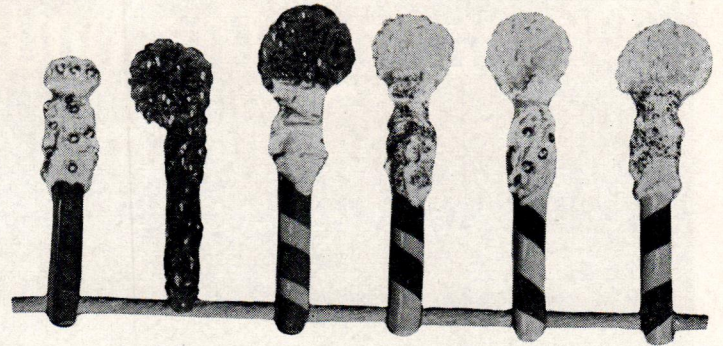
Candles won't smoke or drip if you first roll them between your well-soaped palms. When dry, soap-coated candles will burn at a bright steady pace.

Christmas wreaths draw attention to windows, so a week before the holidays look over your curtains and launder them, if necessary.

Children love to be surprised at Christmas, but they also love to take part in preparations. Let them do their full share of cleaning up their own rooms and helping in the kitchen. Even a little tyke can wash off his own toys if you give him a basin of suds and a plastic sheet to do it on. After the cookie-baking session in the kitchen, let the child lay a sudsy cloth over doughy spots on oil-cloth or counter. In a few minute they will loosen up sufficiently to be scraped off.

With the household and Christmas decorations taken care of, you can really relax. You've still got days ahead to concentrate on gifts and special meals. This peaceful mood, incidentally, is a good time to make a new resolution—after your holiday dinner, you're not going to put away the best linen, china, crystal, and silver as you usually do after a party. This time you're going to keep on using them for family meals. A pretty table is enough to encourage better manners in the children, better appetites in everybody. And entertaining is simpler when things are ready and handy, not locked away out of reach.


Incidentally, for a safer Christmas, guard against fire by spraying your tree with a solution of nine parts water glass (available at drug stores), one part water, and a teaspoonful of household synthetic detergent. This will cause no change in the color of the needles but the water glass will give a shiny translucent finish to foilage.



Perky as birds, and each one different, are clothes pins dressed up to serve as Christmas tree ornaments. Pins are dyed various colors and then striped with colored tape. Topping several are wool pompoms.



Above, attractive lighted Christmas decoration hangs over doorway. Below, interesting samples of tree ornaments you can make yourself out of drinking straws, curtain rings, pipe cleaners and cardboard cut-outs.



YOUR HALLWAY CAN BE AN ATTRACTIVE BYWAY



JUST as arteries are important to the functioning of the heart, so are hallways important to the functioning of the home.

While we find that the trend in homes today leans toward a subtle disguise of halls between rooms, there still remains the problem of what to do with the hallway.

Hallways link the vital parts of your home. Other than the entrance hall, they are usually not accorded much prominence in the home. They vary greatly in size. Don't overlook their appeal and possibility in the decorative scheme of your home.

A console is perhaps one of the first ideas to come to mind. But how about a console with versatility as well as



decorative value—a console that is also a poudre table. Yes, there are such things.

Hallways, too, are ideal locations for desks or writing tables. Placed either in front or to the best light side of the window, they offer the homemaker a view while catching up with her personal notes or household bookkeeping.


Serving carts, now more a standard item in every home, fit well in a hall. Here they may be brought into quick use when the occasion demands.

There is no better way to treat your hallway than to give it furnishings of its own. Don't let the hallway of your home be nothing more than a by-way. Let it be part of your home.


ARE YOU CABINET



WHAT! A Furnace with FINS?



Sure! Here's why. On a hot day at street level, you'd freeze at 30,000 ft., because air is heated only by contact with hot surfaces, such as buildings, which intercept the sun's heat rays.



So, the greater the heating surface, the more heat you get from the same heat source. That's the principle responsible for the exclusive, patented fin construction in VICTOR Furnaces.



Heat Exchanger & VICTOR FINS

An ordinary furnace simply has a "heat exchanger" (metal drum containing the fire). VICTOR Furnaces, however, surround the heat exchanger with a belt of metal heat interceptors, or "fins!"

Ordinary Furnace

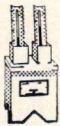


VICTOR Furnace with Heat-Radiating Fins



Compare the Heating Surface!

These fins almost double the heating surface. That means more heat from the same amount of fuel. That's why VICTOR Furnaces save up to 30% of fuel costs!



The VICTOR Fin Demonstrator, at left, shows how you get more heat for less. It will pay you to see it before you buy any furnace. Ask us today . . . no obligation!



OIL • GAS • COAL • CONVERSION UNITS

Quality Furnaces Since 1890

HALL-NEAL FURNACE CO.

1324 N. CAPITOL AVE.

MElrose 5-7441

UNITED MORTGAGE CO., INC.

515 Lemcke Building

Indianapolis 4, Indiana

RESIDENTIAL LOANS

Conventional — V.A. — G.I.

EARL LAYNE, *President*

MA 9396

Your only real security is a home of your own. That is the American dream and ideal. The friendly firms on this cover are here to help you fulfill that dream. Bring your problems to them. They are anxious to serve you.

GRADING - DITCH DIGGING

TRACTOR WORK

SEEDING - SODDING - TOPSOIL



LIONEL GWIN

5324 Massachusetts Ave.


Cherry 6913

Hughey Construction Co., Inc.

4305 MELBOURNE ROAD

INDIANAPOLIS 44, INDIANA


Phone HU 7181



BUILDERS OF QUALITY HOMES


"Developers of Beautiful Knollton Heights"

Return Postage Guaranteed
BUILDERS PUBLISHING COMPANY
100 STEVENS AVENUE
MT. VERNON, N. Y.



A COMPLETE DEPENDABLE BUSINESS GROUP TO SERVE YOU

HOOSIER COAL & OIL CO.



WALNUT
3-3343

1300 EAST 30th ST.

RUSIE AND CHAILLE PLASTERING CONTRACTORS

"For Better Plastering"

Herscher Rusie
264 E. High St.
Mooresville 1103

Herbert Chaille
245 N. Smart St.
Greenwood 624-J

BEA AND BEA

GENERAL REPAIRING

GUTTERING — ROOFING — HEATING

"We Carry Compensation Insurance on Our Men"

1606 NO. RURAL ST. — PHONE AT. 0071



3468 CONGRESS

INDIANAPOLIS 22, INDIANA

WA 4-0566

ELECTRICAL CONTRACTING & ENGINEERING
GENERAL ELECTRIC WIRE HEAT
SALES AND SERVICE

Broad Ripple Lumber & Supply Corporation

"Your house deserves the best"

1001 BROAD RIPPLE AVE.
INDIANAPOLIS, INDIANA
PHONE BRoadway 5456

HILL BROTHERS PAINTING AND DECORATING

WE USE O'BRIEN PAINTS EXCLUSIVELY

8517 Westfield Blvd. Indianapolis, Indiana

PHONE GL. 1231 or IM. 2927

"Painting At Its Best"

ALBERT GRIFFITH

Hardwood Floor Refinisher

Floors Laid - Quality Work

5115 Rosslyn Avenue Indianapolis, Indiana

Phone BR. 9665

NATIONAL PLUMBING & HEATING SUPPLY CO.

DISTRIBUTORS OF
RICHMOND PLUMBING FIXTURES
F. AND W. WELL SYSTEMS

U.S. Radiator Co. - Boilers & Baseboard Radiation

320-26 N. Capitol Ave.

MElrose 4-2543

FACE BRICK AND PLASTERING MATERIALS

Furnished by

HARRY C. ENT MATERIALS, INC.


1415 Commerce Avenue

Phone MElrose 8-6543

Indianapolis, Indiana

CARMEL CONCRETE PRODUCTS

ALL-NEW SEPTIC TANKS



Featured in All

HUGHEY CONSTRUCTION CO.
HOMES

Meets All F.H.A. State and County
Health Code Requirements

FOR ADDITIONAL INFORMATION—CALL CARMEL—40