

PERFECT HOME

MAGAZINE

DECEMBER 1952

Tolland County's Quality Magazine, published monthly in the interest of better living by

ATTILIO R. FRASSINELLI
STAFFORD INSURANCE AGENCY
Real Estate

4 East Main St.

Stafford Springs, Conn.

Telephones: 300 J-1 — 300 J-2

In cooperation with these outstanding Tolland County firms (see back cover)

The Countryside Furniture Co.
Richard W. Slater — Painting Co.
The C. H. Moore Co.

Stafford Electric & Supply Co.
Bruno A. Muzio — Plumbing & Heating
W. E. Kaschuluk, Carpenter and Builder





Mary Ellen Chase is the author of several popular novels including "A Lordly Heritage," "Mary Peters," "Silas Crockett" and "Windswept"

LIGHTED WINDOWS

EVER since I was a child in a small Maine village, a home to me has meant above all else lighted windows in early winter darkness. In those now far-away days, I used to come home around supper-time either from coasting or skating or from running an errand for my mother; and as I trudged up the quiet country road, I saw the yellow lamplight from our kitchen and dining room windows streaming out across the snow. Behind those windows, within the glow of that light, I knew there waited for me warmth and security, the good smells of supper, a welcome from the other members of our big family, talk and laughter and small chores to do.

After supper, around the oil lamps of the living room or lying on the hearth rug before the open fire, we would study our lessons, or listen to my mother or father reading aloud; and after that, by the lamps or candles in our bedrooms, we would get ready for bed while the snow fell outside as the bitter winter cold wrapped our village. Always, before I crawled shivering beneath my blankets and patchwork quilts, I would look from my frosty windows upon other lights in other homes, cherishing as I did so the comforting thought that behind those lights other children were as well cared for and as sure of home as I.

Since those days at the turn of the century, lighted windows have been so much a symbol of home to me that I never leave the two homes in which I now live, in winter in Northampton, Massachusetts, and in summer in Maine, without lights burning whenever I am away of an evening. For I need, when I return from lectures or parties, concerts or walks, to see the lights waiting for me, shining out across snow or green lawns and fields.

So much, indeed, are lighted windows a symbol of the best things I have found in life that I often find myself recalling them in other lands than this: the windows of rude stone cottages in the Hebrides glowing through the evening mist; the lights in the white-washed houses high on bleak Cornish cliffs; lights in the towers of Windsor Castle or in the vast rooms of Buckingham Palace, in the warm glow of which sit those who are surely people at home before they are kings and queens.

Centuries ago Roman children brought flowers to the shrine of a household goddess called Domiduca, whose care it was to lead them safely homeward at night. Her shrine was kept in the living rooms of homes; and children who had come in from play at bed-time in that ancient city burned little votive lights before it in gratitude for her protection over them. Perhaps passers-by on the old streets above the Tiber saw, twenty centuries and more ago, the glow from those lights, and felt, like me, that such glowing in the darkness is forevermore a symbol of home.


Mary Ellen Chase

Tatch's cover photo captures the mood leisurely evening. Note the repetition of circle motif in Nowell Ward's shot of the and white fireplace, on opposite page

Budget Balancers



Handsome, compact, sturdy are words that describe this small house that was built and furnished on a rigid budget. Outside colors: coral and w



Fireplace wall of living room is knotty pine

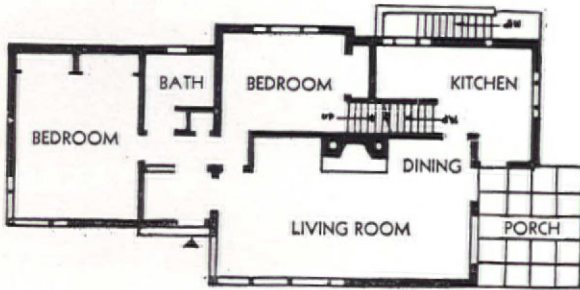
THE PLANNERS of this home had one eye on balanced living and the other on balancing a budget. They had to be penny-wise and pound-wise too. They planned meticulously, then kept the situation in hand by resisting all temptations for whimsical changes and extravagant additions. They furnished and decorated economically, without elaborate styling, and yet with verve and individuality.

The house is small, to be sure, yet it boasts two bedrooms and a full basement. It's simply and sturdily built. Its floor plan is highly practical. Every room communicates charm and comfort.

The spacious living room is a bit of a surprise, being much larger than you would expect in a small house. It features a handsome knotty-pine wall on the fireplace side; the other walls are plaster and are painted gray-green. Draperies are a green print. A knotty-pine planter fits into the window corner and matches the wall across the room. The floor is covered by three inexpensive fiber rugs in a varicolored pattern. One end of the room serves as a dining area, has a French Provincial air.

The kitchen is about as compact as a kitchen can get — there is just a reach from sink to stove to refrigerator. And a cheerful kitchen it is, with gayly curtained window, prints, and flower box adding bright touches.

In the basement we find furnace, laundry, and storage rooms — and a music room with fireplace. Furniture accents comfort rather than style.




This basement room, top, was furnished with odds and ends with emphasis on comfort rather than style. It features a fireplace




Kitchen is bright, compact, and liberally touched with color



plaster. Floor is covered with fiber rugs that are both colorful and inexpensive



Wall space is cut by windows, so, small furniture was called for



The massive raised planter serves several purposes. It gives dramatic emphasis to the spacious entry porch, silhouettes a graceful shadow pattern on the ridged glass wall and juts out to mark the dividing line between the living and dining areas

Where does your Garden Grow?



Glossy green leaves make a brilliant showing against the bleached, gnarled branches and the sun-warm tones of natural stone. A copper liner set on a two-inch base of finely crushed gravel, drains through a small tube to the yard beyond the fireplace

THE SEASON of closed doors is the time when plants prove their worth. They make the quiet months brighter and more enchanting, particularly if your home includes a special background to show off their natural color and grace.

All of the plant settings pictured here are permanent. All were provided for in the original plan but could be adapted to existing structures.

Three of them are masonry and one is carpenter-made. All four will extend the growing season far beyond its natural period.



Leaves flourish on either side of a door-flanking window. Flagstones frame a quarter-circle pocket that continues on beyond the glass to a larger planting area and into the crisp, clear, winter-flavored light




BUILT-INS either modern or traditional

IF you think that all built-ins must be modern, take another look at the one above. Oh yes, it's a built-in all right, and every bit as traditional as the surrounding furnishings. Now look at the modern desk below. A built-in too, but more luxurious than the usual example. It combines typing leaf, planter and storage space in one very neat unit. The combination radio and record player bridges space between record storage seats. The wood is softly polished pine



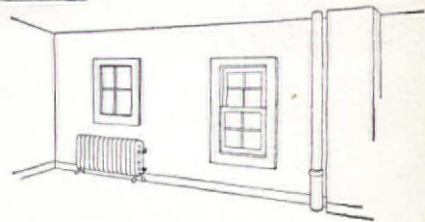
A plant pocket forms a most effective division between the two levels of this airy modern house. White painted brick and a gleaming parquet floor are perfect foils for giant-leaved tropical plants and meandering ivy





S
re

Many's the room that suffers from awkwardly jutting corners, from chimneys or pipes that were installed as after-thoughts. Few are lucky enough to hide their ugly features behind a handsome wall of fabric. This cornice, above extra-full draperies, was set out from the wall just far enough to clear an unwanted pier and a steam radiator. The bold tropical print appears again on one upholstered chair

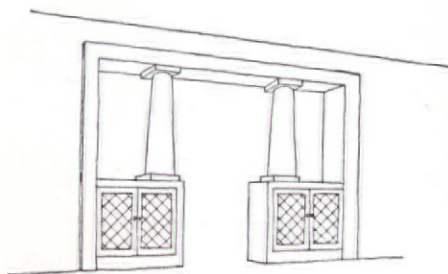


Two emaciated little windows flanking a fireplace — you'll find dozens of them on any street 25 to 50 years old. They're difficult to curtain, impossible to see out of and altogether lacking in character. The wall below had just such a weary past but look at it now. One window hides behind new paneling and bookshelves. The other has been enlarged to frame the view beyond. Glass shelves span the opening

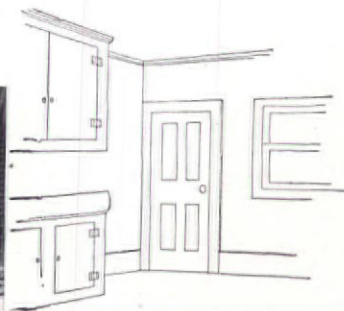



in deep delling


Every architectural eyesore has a beauty treatment. There's a lot more living in these rooms now. Gingerbread was replaced by ideas your carpenter can easily duplicate



You've seen old-fashioned colonnades like this one, but have you seen one that has been modernized as imaginatively? Since another door from the hallway gave access to the adjoining living room, it was possible to completely close this one. Part of the side shelving was left. Matching sections filled the center panel. The top was given shelves to display fine porcelain



A new Dutch-door? Not at all! A few minutes with a saw, a latch for the top half — and the old door was divided to give this inviting view of the porch. Just cover the new opening to see how much the kitchen has been improved by this one simple change. Checked paper and color-banded curtains aided in the transformation. On-the-porch meal service has been simplified




SEMI-WALL SOLVES A PROBLEM

THE OWNERS of this modern home wanted a dining area that could be isolated. They wanted additional storage space too — a veritable canyon of it. But they did *not* want a partition that would make the near-by book nook a dark and dreary place.

A not-so-high, but wide and very handsome half-wall proved the simplest means to this complex end. The division is low enough to admit plenty of light, high enough to make a distinct separation and to house cabinets that are gratifyingly tall. The economical double-row arrangement provides convenient storage space for everything from top-coats to card tables. When desired, the curtain can be drawn to make dining completely exclusive.

PHOTOGRAPHS BY ROBERT CLEVELAND



MEXICO'S MAGNIFICENT MANANA



Simplicity is the keynote of this fabulous chest's appeal. Copied from a Mexican "Vargueno," its doors are fastened by a silver lock



Solid mahogany makes this massive six-drawer chest the ultimate in luxury furnishings. The decorative motif is a 7th century design borrowed from the pre-Hispanic Tajin culture which flourished in the Veracruz area: its coils hand-wrought from silver



An inlaid geometric pattern in mahogany lends distinction to this extension dining table. The chairs have comfortable woven Mexican cane matting seats



Cushioned seat and back are modern concessions to today's living . . . but the mahogany frame was taken from a monastery chair hand carved early in the 16th century

MUCH OF Mexico's mysterious past is locked in secret beneath tangled jungles. But there are places in that exotic land where fragments of pagan art awe the traveler who walks the terraces of excavated cities; conjuring visions of the glamorous heritage that belongs to Mexico.

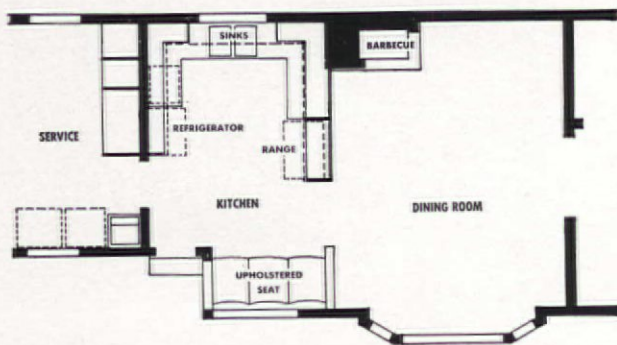


Now there is a great stirring of industry down Mexico way — like an awakening from long siesta. You can stand before any one of fifty pieces of furniture created by our neighbors south of the border and, if you are susceptible to moods, go winging through time. Here is furniture that is ultra-modern, yet keyed to those old traces of Mexico's past. It is styled expressly for contemporary American living; but the design elements reach back into the seventh century for motifs from ancient cultures that include the Toltecs, Tajins, Mayans, and Aztecs whose civilization flourished long before white men set foot in the Western World.

It is said that in Mexico the mystery of beauty coming into being through the hands of man has never ceased. And this truth finds expression in every hand-rubbed, hand-finished line of this functional furniture. The same instinct for art that built the long-buried temples of the Mayas gives it strength and distinction.


Even the raw materials that have an unmistakable richness in themselves are native to Mexico. The briar tones of mahogany, the glint of silver, the cool look of onyx are combined with such surprising substances as palm matting and hand tooled leather. Dramatic pieces for living, dining and bedroom blend the traditional of the past into your home of today. Here is testimony that beauty is ageless and taste is almost a matter of instinct inherent in us all.



Inlaid mahogany pieces are used with dramatic effect on the front of this contemporary buffet. The three door handles are antique silver reproductions of 16-century Mexican designs. Solid mahogany also fashions the removable bowl centered in a frosty translucent onyx coffee table



DOOR LORE



PHOTOGRAPHS BY ROBERT C. CLEVELAND

PLAY them up. Play them down. If doors are important in the decorating scheme of your room you can further emphasize their worth with paint, with pattern or as was done far left, with picture frames. Deep shadow frames were added to a plain flush door. The closet, right, loses itself in a wall matching print. The camouflage would have been even more complete had the wood trim been removed from around the door frame.

VIVID as a valentine, vigorous as a circus poster, this red and white provincial dining room is a sure cure for early morning grouch. Only the Saddest Sam could feel that breakfast here was a time for snarling into a newspaper.

Tied closely to the kitchen but not quite merged with it, the room strikes its color-note with a ringing contrast of chalk white and strawberry. The result is a mood hospitable to practically every other hue in the spectrum. And so multicolored rugs, gleaming natural finish of floor and furniture, bright knick-knacks and floral center piece combine with festive harmony.

The room is enriched with treasures like an old buggy seat, a Windsor rocker, brass teapot, quaint china cabinet. These add to the comfortable provincial effect conveyed by the red-tiled barbecue.

The business end of the kitchen, a modern U-shaped arrangement of refrigerator, stove, sink, and counters, is off to itself enough so that automatic appliances don't intrude on the primitive effect. The lounging end of the kitchen, distinguished by a huge upholstered seat, is — decorately speaking — a projection of the dining room.

1. Old buggy seat makes a bench, handy and picturesque, that adds provincial air

2. Wallpaper continues over one end of kitchen to bind the two rooms together

3. This corner cabinet makes good display spot for old china and colored glassware



3.

BRIGHTEN THE CORNER

THIS might have been just another corner, bare as Old Mother H's proverbial cupboard — one of those behind-the-door spaces where the carpet never wears out. But look what imagination did for it!

Bench, table, candlesticks, lantern and tiles all contribute to the air of provincial hospitality; but the hanging pillows are the master stroke. They give warmth and color to the setting, add an invitation and a festive touch.





WE used to wonder about sun porches. They always seemed bright and pleasant places where nobody sat much. In very cold weather they were likely to be hard to heat and drafty. When warm weather came, the fresh-air impulse was better appeared in a lawn chair or on an outdoor porch. And people who wanted sun wanted it direct. So sun porches always seemed a lamentable waste of space.

Then television descended on us, threatened to drive conversation, reading, and companionship out of our living rooms. Possessors of sun porches converted them to TV rooms, giving them a *raison d'être* at last.

The erstwhile sun porch pictured here has become a general recreation room with provisions for the favorite pastimes of the whole family. It is, you might say, a TV-game-reading-sewing-lounging room. The owners took out a window or so, paneled three walls, and adorned the fourth with a gay-nineties mural. They covered the floor with easy-to-clean tile, bought furniture that is light, practical and comfortable. The rag rug is colorful and informal. The accessories punctuate an Early American theme.


EVOLUTION OF A SUN PORCH

BY RUTH CORELL





**PAINT IT
WITH
A FLAIR**



PHOTOGRAPHS BY NOWELL WARD AND ASSOCIATES

SUPPOSE you have a dark corner that needs brightening — a desk or table in a light finish would be ideal, you think. But your budget is a bit tight at the moment (whose isn't?) and anyway where would you find a piece in exactly the shade of mauve that you want?

We suggest you take a look at unfinished furniture. You'll be surprised at the variety of pieces available now and at how much you can save by doing your own finishing. You can get chests, desks, chairs, tables, bookcases — even sofas — in many different designs. Most of the styles are simple and smart and invite imaginative color treatment


— they give you a chance to choose exactly the tone that you want.

The key to successful use of unfinished furniture is imagination. For instance, the owners of the house described on page 4 made a neat divider out of the combination of chests and bookcases pictured above. Result: a pleasant book nook off a bedroom. Another cabinet (top of page) was finished into an attractive bedside table.

These erstwhile unfinished pieces are now strikingly clothed in speckled paint. (We're not being facetious — it's sprayed on and it comes out speckled in two colors!)

FRANK DEDALT
HOLLOW RD. STAR ROUTE
STAFFORD SPRINGS, CONN

Return Postage Guaranteed
ATTILIO R. FRASSINELLI
4 East Main St.
Stafford Springs, Conn.



HONOR ROLL OF LEADERS

The success formula for the firms listed below is no secret. It is a simple combination of quality merchandise, fair prices, pride of workmanship and a sincere desire to serve home owners. As a result of their consistently superior service, you and your neighbors have recognized these firms as community leaders. So the list below is a sort of honor roll. It is also your guide to the greatest value for your dollar.

The Blue Ribbon Panel sending you this magazine will serve you and your friends thoughtfully and carefully.

THE C. H. MOORE CO.

We Help You Build

Stafford Springs, Conn.

Tel. 117

THE COUNTRYSIDE FURNITURE CO.

JOSEPH A. INTROVIGNE, *Manager*

LIVING ROOM AND BEDDING SPECIALISTS

Our low overhead Passes the Savings on to You

4 Crown St.

Tel. 900

Stafford Springs, Conn.

"Eventually you will be recommended to us"

BRUNO A. MUZIO CO.

Plumbing — Supplies — Heating

48 Main St.

Tel. 708

Stafford Springs, Conn.

STAFFORD ELECTRIC & SUPPLY CO.

ELECTRICAL CONTRACTORS

Television Sales and Service

66 Main St.

Tel. 784

Stafford Springs, Conn.

RICHARD W. SLATER

Our personal interest in your decorating problems will give you a more Colorful and Distinctive Home
Interior — Exterior

PAINTING PAPERHANGING SCENICS

Skillful application of modern materials will give you economical and lasting beauty

16 Olympic Ave.

Tel. 273

Stafford Springs, Conn.

W. E. KASCHULUK

Carpenter and Builder

REPAIRS JOBBING ALTERATIONS

We Do The Complete Job

Tile Specialists

Res. Stafford Springs, Conn.

Phone 605-J2



PERFECT HOME

MAGAZINE

OCTOBER 1952

Tolland County's Quality Magazine, published monthly in the interest of better living by

ATTILIO R. FRASSINELLI
STAFFORD INSURANCE AGENCY

Real Estate

4 East Main St.

Stafford Springs, Conn.

Telephones: 300 J-1 — 300 J-2

In cooperation with these outstanding Tolland County firms (see back cover)

The Countryside Furniture Co.
Richard W. Slater — Painting Co.
The C. H. Moore Co.

Stafford Electric & Supply Co.
Bruno A. Muzio — Plumbing & Heating
W. E. Kaschuluk, Carpenter and Builder



MY OWN HOME in Red Oak, Iowa, has served three generations. Although our four children have married now and have homes of their own nearby, they and our eight grandchildren always have Sunday dinner with my husband and me and we gather often for family councils and family fun. So it's still the center of our family living, this rambling old place set comfortably into its surrounding acres. It buzzes with the excitement of tennis games in the back yard, ping-pong in the recreation room, club meetings, church affairs, garden parties, bridge clubs, Boy Scout meetings, concerts — sometimes it's just a general community house.

Though my busy life has kept me away from this cherished spot much of the time in the last few years, I return to it as often as possible for rest and refreshment. And when I am away, the memory of it brings me stability and serenity. For the closely knit love and consideration among all of my family is my most treasured possession.

A home should be economically sound, physically beautiful, socially responsible, mentally stimulating, spiritually inspiring. By striving for these qualities in our homes, we make the whole world a better place to live in.

Woman's true vocation is the creation of a home. Helen Hunt Jackson said, "A woman who creates and sustains a home, and under whose hands children grow up to be strong and pure men and women is a creator second only to God."


HOME . . . the center of our living



BY MRS. HIRAM COLE HOUGHTON

Past President, General Federation of Women's Clubs

We think that this month's cover, by Rudolph Edward Leppert, Jr., will convert many of our readers to brighter exterior colors for their own homes. More of Nowell Ward's photos of this comfortable basement room appear on page 8



Tied to a Lakeside

View from street showing entrance to patio through brick wall



THIS relaxing lakeside house was tailored to a steeply sloping lot. You enter at one level from the street side and at another level from the lake side. So you can think of it either as a one-story house with a basement or as a two-story house built into a hill.

Let's go in from the street side, crossing a patio that's screened from curious eyes by a high board fence and a brick wall. We enter a stone-floored gallery that leads to bedrooms on our left and dining and living rooms on our right. These last two rooms occupy an L-corner of the house and both have window-walls facing the patio. Walls at the far end of both rooms are also glass, opening on a 45-foot porch that overlooks the lake.

After crossing the dining room for a peek into the compact U-shaped kitchen and the breakfast nook (which also has its view of the lake), we return to the gallery and go down a spiral staircase to the basement. Here — besides garage, furnace room, and laundry — we find a bedroom, bath, and comfortably furnished study. Sliding glass doors in the latter open on the back lawn with the lake just a hop, skip, and belly-flop away.

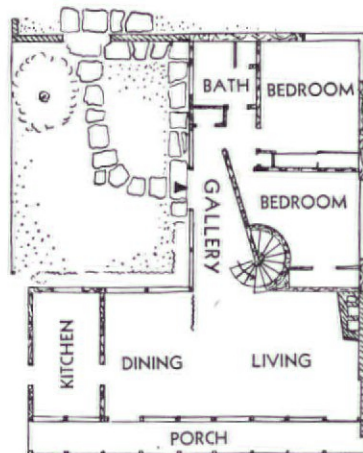
On the lake side, you enter basement from ground level. The sliding glass doors are in basement ready. Basement bedroom and laundry are to the left



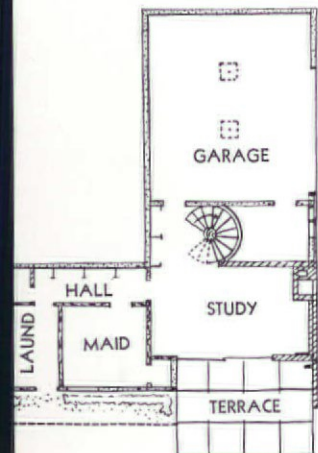
Living and dining areas occupy an corner of the house into which patio fits nicely. Fence and brick wall provide seclusion from the street

This polished wooden stairway leads up to front hall. Garage and furnace room are behind stairs

PHOTOGRAPHS BY P. A. DEARBORN



PAUL THIRY, ARCHITECT





The stone dining room floor, stone fireplace and stone-walled and paved terrace pictured here are located in the central, the northwest and the southeast parts of our country, yet each is in perfect harmony with the native architecture of its own locale

SETTINGS IN STONE

Whether your home reflects elegant simplicity or has a casual friendly manner, it's easy to create dramatic effects with native stone



BUILDERS the world over have looked at stone and found it good . . . a material that challenges the imagination of skilled designers yet yields a rich bounty to almost anyone who may build with it. It does not shackle the architect to any set period or style. It's as harmonious in Pennsylvania Dutch barns as it is in Frank Lloyd Wright's Taliesin West.

Our admiration for stone is measured by more than its ruggedness and indestructibility, by more than its quality of permanence and stability. We like it for its pleasing textural interest, for its symphony of colors and its ability to create interesting structural patterns.

Because of its very nature, stone cancels out much of the precise distinction between interior and exterior areas, inevitably takes with it a sense of spaciousness whenever it moves inside.

Almost every part of our country has native rocks suitable for building . . . fieldstone, good well-rounded boulders, large or small flagstones. They can be used as a terrace floor, to frame a planting area, to fashion a chimney or pave the entire floor of a room. They can be laid in a uniform pattern or as rustically as you please. Handle stone as you may, you'll find it almost impossible to hide any of its natural strength and beauty.





A little bit of stonework will go a long way toward making any house look distinctive. Ashlar cut units add to this simple fireplace, blending pleasingly with the soft tones of the light-finish woodwork and the room's simple furnishings

PHOTOGRAPHS BY CLEVELAND, HEDRICH BLESSING, RADA, DAPPRICH, PARKER



A great part of the charm of this provincial farmhouse is due to the skillful use of native stone. Here it forms the entire fireplace wall. Combined with sturdy beams and a high raftered ceiling, it forms a background rich and secure

NO CRACKS PLEASE

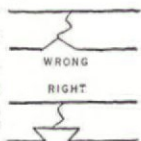
A BRICK wall will seldom leak unless mortar between the bricks has been loosened or the bricks are very porous. A crack in a masonry wall channels water into the inside of the wall where it will freeze, further expanding the opening. A



skilled mason can cut all crumbling or cracked cement and will replace it with new mortar. There are several new waterproofing compounds that can be painted or sprayed directly on brick or stone to give them an armor against rain and snow. Hairline cracks will all be filled in.

Tops of doors and windows are the most common water-damage points.

Flashing and caulking are the most reliable protection against moisture that enters your house around these openings. Rot progresses rapidly if dampness continues to seep into these danger spots. Joints between flashing and walls should also be filled with caulking compound.



Large cracks in a concrete foundation should be cut out, moistened and filled in with a grout of sand and cement. Your masonry contractor knows the correct proportions for each job. New fill should be held in place until it sets. Hairlines are not too serious but a top coat of thin grout



will improve both the appearance and the weather resistance. A rubber base masonry paint will do the same job and will give you a pleasing choice of colors.

When the season for heating rolls round, you may discover that floor boards that fit snugly during the summer months have spread, leaving wide cracks that allow the boards to shift. The cracks themselves are not too objectionable but the noise soon snags your nerves. Thin liquid glue with an equal proportion of water, drip this mixture into the offending cracks and allow the floor to dry completely before you walk on it. Powdered graphite puffed into the opening may also end the noise.



And by the way if you have any furniture that annoys you with ever present groans, squeaks and wheezes and if tightening all visible screws has failed to silence them, drip a few drops of melted paraffin around screws and into cracks. That should stop noise.



BY RUTH CORELL

PHOTOGRAPHS BY NOWELL WARD AND ASSOCIATES



Lounges are covered with easy-to-clean material, may be converted to beds. Furniture is frankly but tastefully utilitarian

Shock absorber

BY BILL TURNER

Snack bar is at foot of stairs, handy to first-floor kitchen. Seats are covered with same material that serves as curtains



You need only glance at this room to feel its invitation. It makes you instantly comfortable — makes you want to take off your hat and coat and maybe your shoes and settle down for the evening.

Probably you'll give these pictures more than a glance, though, before you realize that this is a basement. It's a basement with many lessons, we think. It illustrates a simple way to add yards of living area to your home. It offers a wonderful example of efficient use of space. It proves once and for all that decor and furnishings can combine into a charming effect without being lavish or expensive.

This room was designed to be the most popular in the house, and it is. It's a sort of shock absorber. Informal, comfortable, easy to clean, it diverts the wear and tear of every-day living from the first-floor rooms. It's for games, reading, television, sewing — or plain, unabashed lounging. It's a spot for impromptu parties and friendly talks, Sunday night suppers and midnight snacks, a peaceful afternoon with a book or a ball game. It's a perfect rumpus room for the teen-agers and, in a pinch, it can even serve as an extra bedroom.

It's a simple, practical room, designed for heavy use. The bar is fitted into a corner near the stairs, where it's handy to the first-floor kitchen. 'Cross the way, there's a luxurious expanse of lounge — easily converted to beds when extra guests need sleeping space. A coffee table, sturdy and spacious, presents a top of unfinished pine to match the walls. At the far end of the room, the television set is built compactly into the wall above the bookcase. The circular table is perfect for either games or suppers and it can be expanded with a center board when there's a crowd.

Perhaps the most surprising thing of all about this basement is that it has lost none of its traditional basement functions. The heating plant is behind the bar, cleverly hidden by a folding panel of heavy plastic. The large cabinets on each side of the television set hold as much canned goods as the average cellar storeroom.

Notice how the cheerful pattern of the curtains is repeated in flounces, pillows, and bar-stool seats. And notice, too, how the double-length curtains have the effect of enlarging the small, high windows. By furnishing the room with simple pine pieces, the owners kept down expense and achieved the casual rustic mood they wanted.

It's hard to believe that this was once an unsightly cellar — guilty of the usual exposed wiring, dust, and litter. The pleasant, self-sufficient room that it has become shows what an enterprising spirit can accomplish.


This basement room is the most popular in the house. Simply decorated, sturdily furnished, it makes you feel instantly at home, invites you to enjoy its informality



Walls hide usual basement functions. Ole rockin' chair typifies room's air of unpretentious hospitality

This ingenious folding panel conceals the heating plant, fitted neatly into space behind the bar. Guests never know it's there until it's pointed out to them





Gentleman's Choice


How to decorate a room without a single feminine touch may be a bit of a problem for Mom, but this Spartan sanctuary shows it can be done. No buttons and bows here; no dainty colors, printed wallpaper, flounces or furbelows to offend the rogue male. And yet the room has smartness — even dash — that transcends the monastic or the military.

Walls and floor covering are in different shades of tan. Closet wall has sliding doors of walnut. The large lounge chair is covered with a sturdy, brown tweed fabric that practically bellows masculinity.

The desk is the "free-hanging" type, is painted black, and is innocent of useless accessories. Desk chair is covered, seat and back, with calfskin. Draperies and bolsters flaunt no floral figures but a clean-cut, geometric, strictly masculine pattern. Cove lighting gives a pleasant touch; simple lamps brighten reading and writing spots.

Above—Free-hanging desk, lounge chair in brown tweed, and bold-patterned draperies and bolsters are all distinctly masculine

The large closet (left) with built-in chifonier and generous storage space provides a place for everything and makes it easy to keep the room free from clutter





LITTLE THINGS

Turn the trick



IT is usually the little, inexpensive things that turn the trick in making a home or a room a more interesting, more pleasant place to be. For instance, in the convenient kitchens pictured here, cupboards and cabinets looked neat but uninspired before paint and pattern were blended so charmingly on their doors. But just as soon as the designs were added the rooms gained a real fillip . . . gaiety that makes the homemaker feel like dancing a fandango while broiling the bacon. Nothing chichi about the designs either. They're bright, splashy and uninhibited.

Anyone can easily add such simple decorations to any room in their home. If your fingers have always itched to wield a brush, now's your chance . . . or you'll find wonderful decalcomanias that look like hand painted designs. They can be combined as you please. If your walls are papered, motifs from the paper can be cut out, applied to the cupboards and coated with white shellac for protection. It's fun to use your ingenuity and to spread color with a spendthrift hand.

Have you noticed the drawer pulls in the kitchen above? Stout rope is knotted inside doors and drawers. They are much more in keeping with the informal manner than conventional hardware could ever be . . . and those flounced curtains at the windows left spread flat for easy washing.

BY DONNA LOUIS NICHOLAS

THE




TO SOME, cool weather entertainment means Bach in the city auditorium, do-si-do in the church basement, or Gable on some neighborhood screen . . . but to the great majority of us it means a quiet two- or foursome in our own living room, for games are still our favorite winter pastime and there is nothing so much appreciated at game time as a permanent card table and comfortable chairs.

Bridge or backgammon, chess or checkers . . . whatever your favorite, it will get underway more smoothly if you can avoid the ever-recurring task of disentangling a table.

Both the round cherry-wood table and the one-surry-finish ash pictured above and left, are adaptations of traditional pieces as are matching chairs.



Bleached cork, a surprising newcomer in the table top picture blends happily with flagstone floor and unusual bank of windows




IS UP

om the hall closet and stabilizing the rachitic
nees of folding chairs.
Chippendale, Sheraton, and Hepplewhite
l tried their talents on game tables, and many
ontemporary furniture designers have applied
eir skills to the same problem — these six
bles represent both yesterday and today.
If you are fortunate enough to have a small
om you can set apart for the game table,
ne; but if not, don't let it deter you from
aving a special game corner — a well-lighted
pot out of the major traffic lane. Pick out your
ble, pull up a chair and the game's on.




The traditional table above has been set in a window bay away from traffic. The small French bay table below is used with Victorian chairs



Pull up the deep leather chairs. Score pads and pencils are at hand in one of the tiny corner drawers and we're all set for a spirited game

BY BRUCE PORTER



Books mobile

Most of the best storage ideas are the result of a frank attempt to get additional use from a limited space. Both porch and living room benefited from the idea pictured here, a traveling library.

The old wide opening between the areas was a summertime delight but it snatched too much space that went to waste at other seasons.

The new wall is a busy wall . . . a wall with many faces. Glass doors may be rolled across the entire area to fill the center as pictured top, or completely pushed back to open the whole 16-foot span as you see it in the bottom view.

The spacious opening formed when the bookshelves are moved aside unites the two areas. When the shelving swings back over the windows, the living room takes on an intimate air.



PHOTOGRAPHS BY MAX TATUM

It can be arranged...

CHILDREN, pets and houses . . . if they are ours we seldom see their faults. Yes we know . . . your young sprout is never undisciplined, just bubbling over with health and energy. Your pup is never destructive, just playful. Your living room is certainly not cluttered just homey. Yes we know . . . and so will you if you study a few reactions the next time several friends drop in. We're not experts on the raising of children or pets but we can help you make a quick check on the way other people react to your home. And if that check reveals a less than ideal arrangement we can assure you that the cure is a pleasant one.

We feel a special brand of satisfaction when our guests sink down into their chairs, comfortable, relaxed, settled for the evening. But, if before long, someone starts inching nearer to the center of conversation, stretching to talk around tall lamps, dragging a seat closer to the television set or away from a doorway we might as well face the truth. There's something wrong.

And since the colors are pleasing, the furniture good and the accessories thoughtfully selected, chances are that poor room arrangement creates a restless air that overshadows warmth and personality. Its easy to analyze the ailment. Fortunately the complaint is not serious, and the cure will involve us in nothing more strenuous than moving a few pieces of furniture, so lets get started.

First and most important, we'll put all *large* pieces of furniture — the sofa, the radio, loveseat or breakfront, parallel with the walls of the room. They need not stand against the wall but they should follow the same structural direction and never angle out in contradiction to the lines of their backgrounds.

We'll depend on *small* chairs and tables that may be turned at easy angles to give variety and relief from too

many right angles. An angled placement of major elements not only creates an uneasy feeling but cuts off corners reducing usable areas as well as visual spaciousness, and such an arrangement seldom makes a room seem more cozy or intimate. Some furniture is of course made to take advantage of the corners. Wing chairs, corner cabinets, or triangular tables coincide with these right angles and have a pleasing room-rounding effect.

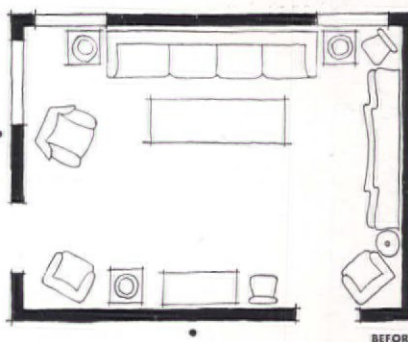
If the living room is large, we may want to divide it into several centers — one for conversation, one for study, one for games, one for television; but we'll keep these islands related so they can readily form one conversational circle and so the arrival of a few guests will not necessitate a complete rearrangement.

We'll plan to have high and low elements distributed for pleasing balance. All massive pieces at one end with low ones grouped at the opposite pole creates a restless see-saw effect. We must consider, too, the visual weight of pieces composing a grouping. A heavy chair should have a large companion table.

There will be one central focal point and we will develop it decoratively. This would ordinarily be the fireplace; but if there is none, we will center interest about a picture window, a breakfront, sofa, TV set; then we'll subordinate all other groupings to this one strong center.

Lighting, too, will play a strong part in the reorganization. Each reading chair should have a good lamp but the same magic will be used to dramatize an accessory grouping, a painting or to create an overall mood.

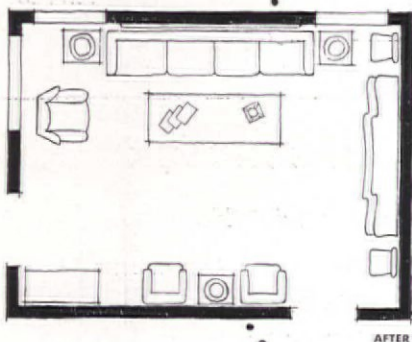
There now, take a look around you. Surprising what a vast difference the right furniture arrangement can make? The plans show you how the room below was reorganized.



PHOTOGRAPH BY NOWELL WARD AND ASSOCIATES



Breakfront had to take second place when a mirror and two windows teamed up as a decorative unit. Lamps, sofa and coffee table complete the grouping



Return Postage Guaranteed
ATTILIO R. FRASSINELLI
4 East Main St.
Stafford Springs, Conn.

FRANK DEDALT
HOLLOW RD. STAR ROUTE
STAFFORD SPRINGS, CONN



We were surprised to learn that the majority of drug store prescriptions filled today are for medicines that were unheard of 15 years ago — very impressive evidence of the extent of the miracle-drug revolution. Still, during the same period there has also been a home-building revolution. Completely new building materials and techniques have come into existence; others are being developed every day. When you build a new home or remodel your present one, it's important for you to deal with firms that keep up-to-the-minute on these developments. The firms listed on this page are *progressive* organizations. They are community leaders interested in seeing *your home* get the skillful workmanship and sound materials it deserves.

The Blue Ribbon Panel sending you this magazine will serve you and your friends thoughtfully and carefully.

THE C. H. MOORE CO.

We Help You Build

Stafford Springs, Conn.

Tel. 117

BRUNO A. MUZIO CO.

Plumbing — Supplies — Heating

48 Main St.

Tel. 708

Stafford Springs, Conn.

RICHARD W. SLATER

Our personal interest in your decorating problems will give you a more Colorful and Distinctive Home

Interior — Exterior

PAINTING PAPERHANGING SCENICS

Skillful application of modern materials will give you economical and lasting beauty

16 Olympic Ave.

Tel. 273

Stafford Springs, Conn.

THE COUNTRYSIDE FURNITURE CO.

JOSEPH A. INTROVIGNE, *Manager*

LIVING ROOM AND BEDDING SPECIALISTS

Our low overhead Passes the Savings on to You

4 Crown St.

Tel. 900

Stafford Springs, Conn.

"Eventually you will be recommended to us"

STAFFORD ELECTRIC & SUPPLY CO.

ELECTRICAL CONTRACTORS

Television Sales and Service

66 Main St.

Tel. 784

Stafford Springs, Conn.

W. E. KASCHULUK

Carpenter and Builder

REPAIRS JOBBING ALTERATIONS

We Do The Complete Job

Tile Specialists

Res. Stafford Springs, Conn.

Phone 605-J2