

MAR 15 1943

# House & Garden

The  
**How-to**  
MAGAZINE

of Building,  
Decorating,  
Gardening

TECHNICAL ROOM  
GENERAL LIBRARY  
UNIV. OF MICH

A Condé Nast Publication

In this issue:

## Special Section

16 pages of

**DECORATING  
TRICKS**  
for Spring  
and Summer

including

### HOW TO

- plan colors
- mix paints
- dye fabrics
- use stencils
- make a rented room livable

*also*

### 43 COLOR QUIZ

How good is your color sense?

### HANDCRAFTS FOR EVERYONE

Special new designs anyone can make

Light: The lampshades are in 16 colors House & Garden contests for honors in 1943.

See page 36

APRIL 1943

PRICE 35 CENTS

40 CENTS IN CANADA


COPYRIGHT 1943.

CONDÉ NAST PUBLICATIONS, INC.



# Gay Camouflage

FOR THE HOME FRONT



## WAVERLY SISTER PRINTS

**M**AKE slip covers of gay Sister Prints. They will disguise senile sofas, turn a tired old chair into the life of a corner. Sister Print Draperies will lull walls into forgetting they need new paint — or plaster.

They come in sets of two or three, dyed and designed to go together, made for each other. They're 50 inches wide. And for only about \$1.50 a yard you can buy them—the same Sister Prints that sing out on April covers of three leading home magazines.

### WAVERLY FABRICS

*Division of F. Schumacher & Co., 60 West 40th St., New York*



*Waverly Sister Prints in Gabardine*

*Here are Pemberton and Pemberton Column Sister Prints on durable, dust-defying Gabardine. Background colors—gold, green, rosedust, natural, blue or wine. Priced—at a pittance!*



*Vladimir Horowitz* painted by Boris Chaliapin  
for the Magnavox series of great contemporary musicians.

## With flour and butter they paid to hear him . . .

VLADIMIR HOROWITZ has been honored by old-world royalty . . . and by starving peasants. During his early career in the hungry, moneyless Russia of 1920, poverty-stricken men and women from the farms paid in flour and butter for the privilege of hearing the young pianist.

In 1928, this Russian-born musician made his American debut and received a stirring ovation. Today he is recognized as one of the world's greatest living pianists. Critics speak of his "Pied Piper hands" and his "electrifying personality." His magic touch on the piano has brought inspiration to millions through his concerts and records.

In all America it would be difficult to find a more musical household than the California home of Vladimir Horowitz. His wife is the daughter of the illustrious Arturo Toscanini. At eight, their daughter, Sonia, already shows great promise on the violin.

Naturally, when the members of such a family select a radio-phonograph, they are far from easy to please. It is a tribute to the clarity and tonal qualities of the Magnavox that in his own home, Vladimir Horowitz uses this famous instrument to check his recordings and to give pleasure to his family.

Music Cheers Fighting Men—is a treasured tie to home. See your Magnavox dealer for a wide selection of records to send to *your* soldier or sailor.

**BUY WAR BONDS FOR VICTORY TODAY — SECURITY TOMORROW**




The fine craftsmanship which won for Magnavox the first Navy "E" award (and White Star Renewal Citation) among instrument manufacturers has made these radio-phonographs the first choice of discriminating buyers.

The Magnavox Company, Fort Wayne, Ind.

# Magnavox

THE OLDEST NAME IN RADIO

**good modern** possesses classic integrity of line . . . which outlives the mode of the moment!



**MME. MAJESKA**  
Consultant Decorator

Miami store: 1444 Biscayne Blvd.

**Modernage**  
162 East 33rd St.  
New York

**ON THE CUFF**  
*Sterling Silver Cuff-Links*  
Hand Made by Leonore Doskow

Hand engraved cuff links for men and women in and out of the service. Choice of script or block letter initials—two or three letters. Links are made with round or oblong backs.

**\$5.50** Price Includes Federal Tax & Postage

*Leonore Doskow*  
SILVERSMITH  
MONTROSE · NEW YORK

**OUR NEW PRICE**  
**\$4.95**  
The Perfect Gift

Fine quality, washable, rayon crepe Blanket Covers. Richly finished with satin bands and monogrammed to your order. Available in Tea Rose, Dusty Rose, Blue and Eggshell.

Made of Cohama fabrics  
SORRY no C.O.D.'s or charges accepted on monogrammed orders.

**\$5.95 double bed size**  
Monograms \$1.50 extra  
Matching pillowcase \$1.95 complete with monogram

**Albert George**  
Dept. 104  
699 Fifth Avenue, New York

**MONOGRAMMED TOWEL SPECIAL!**  
Regularly 26.45, now **22.00** doz.

Wonderful opportunity to save! Superfine quality towels made for us in Ireland of Webb's Dew Bleach linen huck in a smart fish-eye weave. White only with a striking monogram beautifully machine-embroidered in white or any color! Approximate size of towels, 18 x 32 inches. You'd be wise to order at least a dozen but we will accept orders for one-half dozen.

First floor—Also White Plains and East Orange

**McCutcheon's** Fifth Avenue at 49th, New York

**SHOPPING**



Bid for favor with a gift of monogram cards, they're always sure to rate a welcome. A monogram may be used, or a family name, or the husband's name on one deck, the wife's on the other. Novel idea, too, for the man in service. In black and white or tan and brown. \$1.95, postpaid. Giftcraft Associates, 333 N. Michigan Ave., Chicago, Ill.



VICTORY wreath engraved on glass frame for the picture you want to keep where all can see it. Get one for yourself and don't forget that a frame always makes a nice wedding gift. Measures 11" x 13", big enough for an 8" x 10" photograph. \$4, prepaid within U. S. Louisville Plate Glass Co., Broadway at 14th Street, Louisville, Ky.



ALL the birds of the air will flock to the garden that provides them with this ample shell-shaped bath. The figure is that of St. Francis, patron saint of birds and animals. Most attractive and appropriate for gardens. Of white cast stone, 21" high x 20" wide. \$12.50 exp. collect. Arterete Products Co., Upper Darby P.O., Pennsylvania.



**Beautiful Your Home**  
with **AUDUBON BIRD PRINTS**

**50** BEAUTIFUL **AUDUBON BIRD PRINTS**  
(IN FULL COLOR) **\$2.95**

Packed in a sturdy gift portfolio and shipped postpaid

These beautiful prints will add a touch of charm and distinction to any room in your home. 50 DIFFERENT SUBJECTS FROM THE FAMOUS AUDUBON BIRD PICTURES, richly reproduced in full color on fine antique paper; suitable for framing. Each print, 9" x 12 1/2", is suitable for framing for homes, offices, or libraries. The "buy" of a lifetime at this special low price! Mail your order TODAY to

**CRESTE-ANDOVER CO.**  
415 Lex. Ave., New York, N.Y., Dept. 4


**Sportsmen! Dog lovers! Admirers**  
OF FINE SPARKLING CRYSTAL!

Here is a highball set made just for you! Eight 14-ounce glasses. Heavy sham bases. Platinum rims, 8 stirrers. Beautifully reproduced in baked-on black enamel are the hunters of dogdom: Cocker Spaniel, Pointer, Irish Water Spaniel, Golden Retriever, Irish Setter, English Setter, Beagle Hound, Springer Spaniel. Entire 16-piece set \$6. Postpaid.


**WEDDING BELL!**  
The bride will delight in using this sparkling crystal monogrammed table bell to summon the "head man" to breakfast or to signal the maid. It has the clearest merriest ring imaginable. \$1.50 Postpaid.

**MAYFAIR GIFTS**  
Forest Hills New York

# AROUND



FAMILY affair with baby in the driver's seat dispensing pepper and the mother kangaroo dishing out the salt. A wacky idea, and so cute you'll laugh every time you look at it. Made of pottery, 5" high. Price, \$3, plus 25c to cover postage. Mail orders only. The Salt and Pepper Shop, 366 Madison Avenue, New York, New York.



WHAT every kitchen needs these days is a slicing board for bread. This one is very gay with cheerful vegetables painted on it and it may be hung on the wall as a decorative plaque when not being put to work. Remember this for the next bride's kitchen shower. 65c each; 75c west of Miss. Woodcroftery Shops, Wayland, N. Y.



ANTIQUE spice cabinet inspired this small chest for sewing, knitting, or a hideaway for other bits. Hand made, it has been reproduced in mellow brown knotty pine with antiqued finish. Notice the authentic early Long Island cleat and leather thong handles. 18 1/2" x 14 1/4" x 11". \$20, exp. charges collect. The Lennox Shop, Hewlett, N. Y.

## POTTERY COFFEE MAKERS



Individual Brown & tan pottery coffee makers—practical, new drip brewers made of quality pottery. Top section holds coffee grounds—pour hot water into it and perfectly made coffee seeps through right into the cup—Ideal for hostesses! No C.O.D.'s . . . Each \$2.00 . . . Prepaid in U.S.A. . . . Send 10c for Illustrated Tippler Catalog T58, describing many unusual gifts and novelties.

**The BAR MART**  
62 West 45th St., N. Y. C.



## Lifetime KNIVES from an Old Forge

A CRAFTSMAN in New England makes these blades with the ancient skill handed down by father and pioneer grandfather at the same forge in the native countryside. Broken drills from the granite quarries provide the magnificent steel which is tempered in cold spring water, drawn over the hot blaze, and sharpened with care and keen eye on an oil stone. Black walnut handles come from beloved old articles such as a melodeon out of which the hymns have not quite gone. No two knives are exactly alike since each is an individual creation fashioned by hand and endowed with some of the essence of eternity.

- 1—Small Hunting Knife and Sheath, 3 1/2" blade, . . . \$ 3.00
- 2—Large Hunting Knife and Sheath, 4 1/2" blade, . . . 6.00
- 3—Army Knife and Sheath, 6 1/2" blade, . . . . . 8.50
- 4—Aviators Knife and Sheath, 6 1/2" blade, . . . . . 12.50
- 5—Mexican Throwing Knife and Sheath, 7" blade, . . . 7.75

† Packed east of the Mississippi. Sent express collect west of the Mississippi. †

General Catalogue upon request.

**The Country Store**  
F. H. TRUMBULL, Prop.

1 Monument Street — Concord, Mass.

## Rich's Connoisseur Galleries

... synonymous with the Art of Fine Living in the New South...



Antique French Porcelain Vases, \$90 pair

An Integral Part of the New South . . .

**Rich's**  
ATLANTA



Sheaf-of-holly brooch, delicately wrought in sterling silver. An example of the artistry and fine craftsmanship of Lambert Brothers jewels.

\$14.50 shipped prepaid including Federal Tax

**LAMBERT Brothers**  
NEIGHBORLY JEWELERS SINCE 1877  
LEXINGTON AT 60th • NEW YORK



**BELL**

**WATERPROOF**

No. AA121—This watch can go places—sturdy, anti-magnetic, precision tested, 15-jewels. Has radium dial and hands, non-breakable crystal, waterproof strap, sweep second hand and stain-less steel back. **\$39.75**

No. AA122—Same, 17 jewel, self-winding, shockproof. **\$59.75**

Attractively Boxed. Prices include Federal Tax. Postage Prepaid.

Write for Free Illustrated Booklet "AA" MAIL ORDERS PROMPTLY FILLED

**BELL WATCH COMPANY**  
Time and Life Building, Rockefeller Center  
New York, N. Y.



IT'S TAKING THE DECORATIVE WORLD BY STORM

## BAMBOU



For Modern, Chinese Traditional and South American Interiors

A FAVORITE WALLPAPER by WARNER

A spirited, authentic reproduction of an old French import. A design that has limitless possibilities for you. Harmonious colorings on grounds of white, yellow, beige, biscuit, grey or grey-green.

--- WRITE FOR SAMPLES ---  
Gentlemen: Please send color samples of your design "BAMBOU" by mail.

Name \_\_\_\_\_  
Address \_\_\_\_\_  
City \_\_\_\_\_ State \_\_\_\_\_

**THE WARNER CO.**  
Dept. 6, 418 S. Wabash Ave., Chicago, Ill.

# SHOPPING



### DAINTY LIQUEUR GLASSES

Splendid for your favorite liqueurs or a shot of lesser stuff—these adorable glasses measure only 1" in diameter, 3 1/2" high. They are the daintiest, most exquisite little treasures you can imagine. One has a cunning handle, the other has none. Both come in a rye, thistle, or wheat design, or with a 3-letter monogram. They make excellent gifts. You will want them for yourself, too!

With Handles \$9.85 dozen  
Without Handles 8.50 dozen

All Postpaid. No C.O.D.'s Please.  
Underline initial of last name.

**EUNICE NOVELTIES, Dept. G3**  
541 Madison Ave., New York City

## REVIVA

A Magic Polish for Fine Furniture



**HOUDINI LIKE.** There's as much magic in "Reviva" as ever the master himself produced. Spill nail polish on your table? Or perfume? Or liniment? Is there a water or alcohol ring on your coffee table? Don't agonize or revile—just rub on this too-good-to-be-true liquid and most furniture spots literally evaporate. Cleans, de-spots and polishes, 3 in 1, so it's all you need. 1/2 pt. \$1; 1 pt. \$1.50.

Try "Patina" JACKSON OF LONDON English Type Wax Polish (paste) to restore and retain the patina of precious pieces. For all wood and leather. Special blond for light woods. \$1.00 per jar; \$1.50 double size.

Mrs. Mark Jackson's Studio G  
15 W. 51st St. New York City



**EASTER EGGS** of fine porcelain, suitable for candies or cigarettes. Hand painted pink Meissen Rose on white, or gold flowers on peach or turquoise.

4" .....\$10.00  
5" .....\$12.50  
5 1/2" .....\$15.00

**PORCELAIN CHERUBS** with pink or blue wings.....pr. \$15.00  
All white.....pr. \$ 8.50


*Alfred Orlik*  
Inc.

421 Madison Ave., bet. 48th & 49th Sts., N. Y.

MR. MACGREGOR's lettuce will be safe from this bunny rabbit, but he's so life-like that all but the bright eyes will be fooled. Put him in the garden or on a terrace wall where he'll be a delightful ornament. Approximately life-size in light gray or terracotta, \$6, F.O.B. Gallo-way Terra-Cotta Co., Walnut & 32nd Streets, Philadelphia, Pa.



CUT-UPS for the kitchen, sturdy knives of hand-forged steel set in handles of black walnut, magnificently made to last a life-time. Beginning at bottom of picture, the kitchen nifty is \$1.50; camp utility, \$2; kitchen carver, \$3; the super carver, \$4; kitchen parer with leather sheath, \$1.25. The Country Store, Concord, Mass.



## Beautiful Bowls

FROM ROMANTIC OAXACA  
... A WHOLE BAKER'S DOZEN OF THEM (13)  
FOR \$2.95 PREPAID  
FOR FRUIT, CEREAL, SERVING, ETC.  
IN GAY COLORS AS FRESH AS SPRING

Generous in size (6 x 2 ins.), serviceable and highly glazed, they take the place of those bargains that once came from Europe and the Orient. These are from our good neighbor Mexico and they beautify any table.


Immediate Delivery Prepaid  
For 80c additional we will pack your order in a serviceable bamboo hamper, wastepaper size.

**The OLD MEXICO SHOP**  
SANTA FE - NEW MEXICO



Large jar only \$1.00.  
EARL PRODUCTS CO.  
16 E. 42nd St., N. Y. C.

## New! Flowering Plant Ball!



### Just Wet It... and It Grows

"Earthless" sphagnum-moss plant ball (3" in diameter) impregnated with Vitamin B-1. Blooms in record time. Just place it in a bowl or hanging basket and keep moist. Eleven varieties: Nasturtium, sweet pea, morning glory, petunia, zinnia, marigold, cosmos, mixed flowers, climbing and trailing vines, and parsley.

Ideal for Gifts and Bridge Prizes

50c each—3 for \$1.00  
All 11 varieties—\$3

Postpaid. Money-back Guarantee

**JO-BEE COMPANY**

1010 Fox Theatre Bldg. Detroit, Mich.

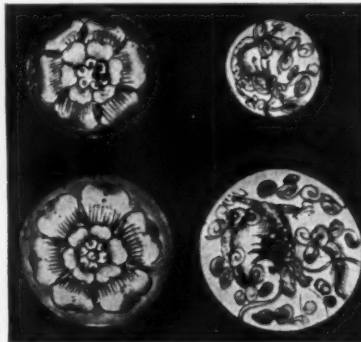
## Keep your silver sparkling the NEW SILVERFLEECE WAY

"Gentle because it's cotton fleece"  
Recent impartial laboratory tests prove SILVERFLEECE superior SIX WAYS:

Cleans faster, cleans easier. Removes grease quicker, produces more brilliance. Gives longer protection against tarnish, more economical!

*Silverfleece*

"THE LUSTER LASTS LONGER!"



### Rare! HAND-PAINTED CHINESE ENAMEL BUTTONS

To the Chinese, hand-painted enamels on copper are called "Yan-tzu", and are highly prized. We offer a special collection of colorful buttons in the Imperial Floral Blossom pattern on a black, green, blue or yellow background; and the Dragon pattern on white background.

ALSO: 1" Screw-Back Button Earrings to match, \$7.50 pr.; and 1 1/2" Brooch to match, \$6.50. Hand mounted to order on sterling silver.  
Write for beautifully illustrated catalog. Send 10c for postage and handling

**Chinese Treasure Centre**  
543 Madison Ave. DEPT. HG 1 New York

## STUDY INTERIOR DECORATION

SIX WEEKS' PRACTICAL TRAINING COURSE  
Resident Day Classes

start July 6th • Send for Catalog 1R

Period and Modern styles, color schemes, draperies, all fundamentals. Faculty of New York decorators. Personal instruction. Cultural or Vocational Courses. Longer courses in interior architecture.

### Home Study Course

starts at once • Send for Catalog 1C

Same training for those who cannot come to New York. Practical, simple, useful, and intensely interesting.

## NEW YORK SCHOOL OF INTERIOR DECORATION

515 Madison Avenue, New York City

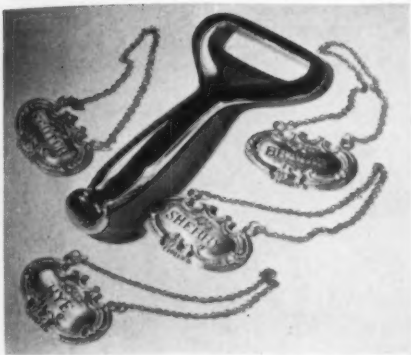
## ENGLISH BONE CHINA



America's largest retail selection at lowest prices of open stock English Bone China. New dinnerware booklet will be sent on request.

**HERBERT S. MILLS**  
11 KING ST. E. • HAMILTON, CANADA

# AROUND



**BOTTLENECK** beauties; sterling silver labels for your decanters to show which contains sherry, brandy, scotch or rye. They cost just \$2.25 each which includes tax and postage. The heavy chromium plated opener defeats any bottle top, shaves ice and cracks cubes. 5½" long. \$2.35, postpaid. From Madolin Mapelsden, 825 Lexington, N. Y. C.



Just what your decorating instincts ordered is this handy-sized "Crow's Nest" table to keep beside a favorite chair or sofa. It can be the hangout of ashtrays or books you like to keep at hand, for the top rotates obligingly. Made of cherry, walnut, or maple. 25" high x 20" wide. \$14.20, exp. collect. Laura Copenhagen, Marion, Virginia.




**Legendary Decorations in Pennsylvania Dutch**  
Bring gayety to your kitchen

Bread Board, 10 x 14" . . . 1.25  
Rolling Pin . . . . . 1.00  
Silver Box . . . . . 1.00

Postage paid (add 25c for west of Miss.)  
No C.O.D.'s.

**Woodcroftery Shops**  
WAYLAND NEW YORK



## Flower Cornucopias

\$1.00 pair

Made of soft glaze pottery—in cream white, yellow, or turquoise—3½" tall by 5¾" wide. They are the cunningest bits of bric-a-brac you ever could own. Fill them with flowers in fours or more for a dining table centerpiece—use a row on your mantel. You'll think of uses we've not dreamed of.

Add 10% for delivery. Sorry no C.O.D.'s

**Dennison's**

411 Fifth Avenue, New York City  
BOSTON CHICAGO  
32 Franklin St. 62 E. Randolph St.

**Valor Ware**  
MADE IN U.S.A.

"THE COOKING EARTHENWARE"



FOR SAVORY FRESH FLAVOR cook and serve in this genuine VALORWARE casserole. Flame-proof, glazed interior, natural clay finish exterior. A size and shape for every purpose.

1 quart casserole and cover \$1.45  
1½ quart casserole and cover \$1.75  
(prepaid within 100 miles of N.Y.C.)  
Write for illustrated folder "C"

**Bazar Francais**  
EST. 1877

666 SIXTH AVE. NEW YORK

## TREE-RIPENED FRUITS

Direct from Florida to You!



READ what EXPERTS familiar with fine foods say about our fruit! . . . Shopping Editor, American Cookery, says, "A bushel basket similar to the one illustrated arrived in this department a few days ago and the usually loquacious writers have long since run out of complimentary adjectives." . . . Another Shopping Editor says, "You definitely Don't get this kind of Oranges and Grapefruit at the corner grocery."

"QUALITY SELECTS" (as shown) selected fruit generously packed, 55 pound Bushel . . . . . \$4.50  
"RUSSET SWEETS" home pack of sweet, firm, fresh, juicy fruit, 55 pound Bushel . . . . . \$3.75

Specify if you want all oranges or all grapefruit or assorted. THESE PRICES INCLUDE PREPAID EXPRESS DELIVERED TO YOUR DOOR (east of Mississippi River). Also MARMALADES—HONEY—JELLIES Write for Price List.  
HADLOCK FRUIT CO., BOX 8-C, MOUNT DORA, FLA.



FOR PERSONAL CORRESPONDENCE

## Deskits

PERSONALIZED STATIONERY

OF course you're writing more now—and sending more packages. So personalize your correspondence with a DESKIT. Includes 50 Vellum Finish Personal Post Cards in white, buff, grey, or green; 50 Mailing Labels for neat packages; and 300 Personal Labels for envelopes or to make your own letterheads. All with your name and address. Beautifully boxed, \$9.75 postpaid, only . . . . . 2

A splendid gift for the man in service  
Any item above, singly—\$1.00 each  
**GIFTCRAFT ASSOCIATES**  
Box 308, Grand Central Annex, New York City  
333 N. Michigan Blvd. Chicago, Illinois

Buy **KING O' NUTS PECANS** from **GEORGIA** where the Finest Pecans Grow



You've never tasted such grand pecans!

Large, plump pecan halves, salted to a turn, toasted in pecan oil for that delicate, full nut-flavor and sealed fresh in pressure packed tins. Rich in vitamins, pecans furnish extra food energy as well as a real treat. An ideal gift.



1 pound can. Delivered anywhere in U. S. A.  
**PRINCESS PECANS, INC., DEPT. HG, CAMILLA, GA.**

## Special Introductory HERB SET

12 Different Herbs—\$1.



To improve a war-rationed table


Give delicious variety to food despite shortages. Write for this Herb Set—basil, marjoram, mint, omelette, poultry, salad, savoury, mixed, tarragon, thyme, veal, sage, and a handy chart for their use.

Enclosed is \$1  Send mine C.O.D.

**THE HERB FARM SHOP LTD.**  
Dept. HG-4, 347 Fifth Ave., New York, N.Y.

## New PORTA-POKER

8-PLACE FOLD-AWAY CARD TABLE



- Folds down to only 4 inches thick . . .
- Easily stored in minimum space
- Official size, 4-foot diameter . . .
- Green felt playing surface . . .
- 8 non-slip ash trays and 8 non-tip glass holders . . .
- Mahogany-stained, alcohol-proof finish . . .

**PORTA-POKER** is the smartly styled, clever new convenience for card players. The perfect, portable playtable for small apartment, den or recreation room. Attractively finished, substantially made, sturdy legs. Nothing to loosen or wear out. Only \$27.50 Express Prepaid. Money refunded if not pleased. Makes an ideal gift.  
**HOME GAME CO., Dept. HG-15**  
360 N. Michigan Ave., Chicago

**EVERYTHING FOR FUN AT HOME**  
Headquarters for game room equipment. Portable Bars, Accessories, Murals, Decorations, Unusual Games, Novelties, Special Light Fixtures, etc. Write for 60-Page Booklet: "Successful Entertaining At Home."



Stimulating decorations for your Garden and Terrace will be found in our catalogue offering 200 items of **GALLOWAY POTTERY**

Send 10c in stamps or coin for your copy.

It illustrates Bird Baths, Sun Dials, Pots, Boxes, Jars, Vases, Benches, Fountains, Wall Fountains and Fruit Baskets.  
**GALLOWAY TERRA COTTA COMPANY**  
3218 WALNUT STREET, PHILADELPHIA, PA.  
on display at 6 E. 39th St., N.Y.C.

# SHOPPING



## MOSSE'S "POOR RICHARD" CLOTH

*A Symphony in 12 Heavenly Colors*

Smart as punch, with gay patches like a great bouquet ~ matching colors in the napkins. A feast of pure linen! For smart luncheons ~ exciting buffet suppers. Wonderful gift!

Cloth, 54x72", 6 napkins, \$20.75 ~ 72x90", 12 napkins, \$35.50. Five other sizes available.

MOSSE LINEN • 659 FIFTH AVENUE, NEW YORK


**HOMEWORK** that's a fascinating occupation is this map of Bermuda to be done in needlepoint. The map has been enlarged to 22" x 29" with lots of small objects added for atmosphere. Any map can be made to order for you to work. \$29 includes map on canvas and all necessary materials. Alice Maynard, 558 Madison, New York.



**HEART-SHIELD** Bible for the boys serving in the armed forces, a gift they'll always cherish. Pocket size, it has a gold-plated steel shield, inscribed as shown or with "May God Bless You". Ready to mail any place in the world. The testament bound in imitation leather with shield, \$1.95, plus 10c for postage and handling. Bry's Memphis.



**WHOPPING** big brandy inhalers, the like of which you never saw before for they're brand new this spring. The one to the left is covered with hand-painted hearts; the other has a flower border around its bottom bulge. If you have no brandy, use for flowers or popcorn. \$7 each. The Decorative Galleries of Neiman-Marcus, Dallas, Texas.



**PLACE-ORDERS-EARLY**

*The Loveliness of Cypress*

This different outdoor furniture is ideal for porch and terrace or a spreading lawn. Great, too, for summer camps and cottages. Built of Southern cypress for the out of doors. No fear of showers. Comfortable, durable and graceful with natural cypress two coloring. Now—dowel-inset with pegged joints fastened with split cypress bands. We have enthusiastic endorsements from Country Clubs, Adirondack camps and northern estates. Send your check, say where to ship—and we'll have a set packed and off to you when you say.

6 **PIECES** 2 chairs, settee, coffee table, side table, footstool **\$27.50**  
 3 **PIECES** 2 chairs and settee **\$19.35**

Freight Prepaid in U. S. A.  
 ADD \$3.00 ON THE PACIFIC COAST

**Littletree Company**  
 Dept. HG, Winter Park, Florida  
 Waterproof Solid Color Seat Cushions for the Chairs and Settee—\$5.00 per Set

**A remarkable BEAUTY CREAM for your furniture**

VERNAX, a collector's amazing discovery, containing vegetable ingredients and wax, will perform marvels in bringing new beauty and protection to your furniture. Use this *greaseless* wonder cream, just a few drops at a time, and see the wood's natural charm emerge in a lovely, soft, *dry sheen* . . . Museums and antique dealers use Vernax to help preserve the patina of fine pieces and to counteract the effects of age, dry air and neglect.

**Vernax**

● Order the economical, large size (16 oz.) bottle of Vernax for only \$1.00

Schieffelin & Co., 20-J Cooper Square, New York, N. Y.

**For The Bride**

Green vines trace a lovely pattern over this fine, American-made dinnerware. 53 pieces—complete service for 8. A perfect setting for your own table as well as that of a bride. **\$22.50**

This is one of the many unusual designs in dinnerware . . . at practical prices  
 Parcel Post Not Included

**Alice H. Marks**  
 6 E. 52nd St., New York • Plaza 3-7282

**KEEPS ROOMS FRESH and FRAGRANT**

Fragrantaire house perfume gives you the delicate fragrance of country gardens, or the tangy, fresh smell of the woodland. A spoonful in our good-looking porous perfumer keeps a room smelling heavenly as long as a week (it's really economical), a closet longer. Perfumer, with 2-oz. bottle of choice of 18 entrancing scents, \$1 postpaid or C.O.D. plus postage. Specify scent: Mountain Pine, Gardenia, Apple Blossom, Bouquet, Spice and Herbs, Trefle, Lavender, Honey-suckle, Narcissus, Carnation, Chypre, Rock Garden, Sandalwood, Incense, Oriental, Rose, Lilac, Orchidee. Fragrantaire Co., Dept. G-4, 381 4th Ave., N. Y. C.

**Love at First Sight!**

We've mated the cool beauty of clear Crystal with superbly wrought Sterling Silver, and what a handsome couple they make! Utterly new and charming with a modern Swedish feeling.

Water Pitcher . . . \$25.00  
 Sugar & Creamer . . . \$18.15  
 Bowl & Sterling Ladle . . . \$13.75

Prices include Federal Excise Tax.

**OVINGTON'S**  
 Fifth Ave. at 39th St., New York



# AROUND



PRETTY as a picture is this dressing table mirror. Its ruffled frame looks as dainty as organdie but actually it's of molded wood in off-white, rosedust, and gold. It has an easel stand or may be hung on the wall. Measures 11" x 13" overall. Price, \$3.95, express collect. Henry Rosenzweig, 723 Lexington Avenue, New York, New York.



ROSEBUD taffeta skirted trio for a dressing table that's as dainty as can be. There's a jewel box, powder jar, and pin cushion that can be bought separately, but you'll want the works. The set, \$5. Jewel box alone, \$3; pin cushion and powder jar, \$1.25 each. Plus 25c for postage. From Service Gift Corner, 31 Madison, New York.



SINK into a tubful of water softened and made fragrant with Pine Tree bath oil and you'll be giving yourself the treat of your life. Delightfully refreshing, this bath oil makes water feel positively velvety. A grand lubricant for dry skins. The 6 oz. bottle is 65c; full pint, \$1.25. Postpaid. The Pine Tree Co., Newport, N. H.



★ **MINIATURE GRAND**  
PLAYS BRAHMS' LULLABY!

★ Perfect in every astonishing detail, down to ball feet. Solid Mahogany in lovely natural light shade. Scaled one inch to foot. Music box inside plays Brahms' Lullaby! For collectors and other lovers of perfection. Superb gift. Prepaid ..... **\$7.50**

★ SEND CHECK OR MONEY ORDER

★ **MALCOLM'S**  
HOUSE AND GARDEN STORE •  
524 N. Charles St. Baltimore, Md.



**BED MANNERS**

By R. Y. Hoptor and A. Balliol  
With many amusing illustrations

**YOU** spend one-third of your life in bed! How you go to bed and where you go to bed and what you do when you get there constitute one of the most important (and hilarious) hazards of your life!

Only \$1.98. Mail your order today.

**ARDEN BOOK CO., Publishers**  
45 Astor Place, Dept. 454, New York City

Rush me a copy of "BED MANNERS"! It'll delight me or money back in 5 days.

I enclose \$1.98.  Send C.O.D., plus postage

Name.....  
Address.....  
City & State.....

## Made for Modern Living

Functionally styled for today's home.  
Each piece fashioned by master craftsmen.



**Chair**... inviting arm chair with wooden frame, no springs, in muslin, \$80.

**Cabinet**... convenient flat silver cabinet, three drawers, 2 1/2" deep, one large compartment at bottom, 28" x 13 1/2" x 30" high, \$88.

**Accessories**... Janeway wall vase, \$7.50. Dorothy Thorpe crystal bowl, \$3. Royal Copenhagen lamp, \$45.

**Chair**... comfortable arm chair, no springs, wooden frame, in muslin, \$80.

**Tea Wagon**... with removable top, 31 1/2" x 19 1/2" x 27" high, \$45. "English Fern" tea service for six, \$25.65. Sandwich platter, \$5.75. Hand-painted pottery wall vase by Carol Janeway, \$7.50.

**Fabric**... yellow background printed with brown and gold leaves; also in blue, \$5.50 a yard.



**Desk**... plain and beautiful, well-equipped with three deep drawers, sturdy extension slide, unique compartment with removable files for letters or typewriter space, pocket on door for telephone book. 32" x 60" x 29 1/2" high, \$225. Clock, \$63. Tiled lamp, \$60. Leather desk blotter, \$32. Ivory letter opener, \$16.

All the furniture shown here comes in beautifully grained oak, walnut, natural or dark mahogany. We invite you to visit our Furniture Department or write for illustrations of other attractive pieces executed with the same skill and ingenuity.

Second Floor

Phone Plaza 3-4080




**GEORG JENSEN INC.**

667 Fifth Avenue

New York

# SHOPPING AROUND

*As you like it...* WOOD, exquisitely carved by hand... dramatic white plaster finish or lovely antiqued color. ★ A double bed, standard size or over-size—5-foot or 6-foot wide. ★ Or twin beds attached to a single 6-foot headboard. ★ One of a shopful of unusual beds.



**Hale's Beds**  
605 Fifth Avenue (near 49th)  
New York

BASK in the sunshine in your own backyard this Summer in a wonderfully comfortable chaise longue. Made of hand-peeled cypress in two tones of the natural wood. Adjustable back can be moved to four positions. \$20.75, prepaid east of Denver; add \$3 if west. The Littletree Company, Box 123, Department HG, in Winter Park, Florida.



SMOKED turkey to keep on hand for unexpected guests or to send to a man or woman in the service, provided they are in this country. The assortment includes 2 jars each of paté of turkey; half pound jars of generous slices of turkey and Ready-Cut, grand for turkey à la king, hash, etc. All for \$7.50. Pinesbridge Farm, Ossining, N. Y. (Continued on page 13)



### MASON'S IRONSTONE ENGLISH JUG

Practical for Milk, especially suitable for Flowers, and appropriate for Corner Cabinets. Beautifully engraved and printed in Pink. Decorated with an Old English Garden Scene, famous since 1800 as "PINK VISTA".

Full quart capacity  
Price \$3.00 including Postage

**JACOBS JEWELERS INC.**  
Jacksonville Fla.



### A "Roadside" Table for Backyard Picnics

Originally designed for Michigan's famed roadside parks. With it you can enjoy outdoor picnics without driving to distant picnic grounds. Ideal also for porch or recreation room. With or without canopy, as desired.

● Send Stamp for Color Catalog ●

**Michigan Roadside Table Co.**  
408 Peoples State Bldg.  
Pontiac, Mich.



### WITHOUT NEEDLES AND PINS YOUR TROUBLES BEGIN!


For the perfect Easter gift, for yourself all year round, nothing could be more ideal than this Hat-Pin-Cushion which is as dainty as can be. Now that needles and pins are scarcer and scarcer, you must save them carefully and this novel holder will do the trick neatly and pleasingly. The taffeta pin cushion comes in a large range of delightful colors, while the smart handmade hat is gaily trimmed with chic flowers and a colorful ribbon.

Postpaid \$3.00 each  
MAIL ORDERS ONLY

**FASHION FAIR**

4 Spruce Street Great Neck, L. I., New York

**FOR VICTORY**



**BUY UNITED STATES WAR BONDS AND STAMPS**



### JIFFY AIRPORT

Made of strong duck to fit over a standard card table; a perfect child's "hide-out", as popular as the JIFFY PLAYHOUSE. Both make perfect EASTER presents. Each, \$2.15, postpaid.

**YOUNG BOOKS, INC.**  
714 Madison Ave., New York, N. Y.  
(near 63rd St.)



**And Now They Can Shake Their Own**

Yes, Sir—and Madam, too—here's just about the brightest cocktail idea that's come along for some time. *Individual Cocktail Shakers*—7¼ inches tall—and wrapped in bamboo. Guests can now mix their own at the party and save you the trouble and they'll love it.

Postage Paid Anywhere in U.S.A.  
**SET OF 4... \$4.40**  
**LANGBEIN Giftwares Division**  
161 WILLOUGHBY ST., BROOKLYN, N. Y.

And this shall be our Victory:

In a free nation—as the birthright of every American  
—each home shall be a shrine of freedom.



...to the Home  
of your Dreams!

THERE'S a new home at the end of this Victory Highway, where it climbs to meet the horizon—your home of tomorrow!

It isn't built yet, and can't be until this war is won—'til peace. But you can plan for it today.

And what a home it will be! It's going to be friendly, inviting, chock-full of comfort—with electrical conveniences that will make it a far more livable home than you ever thought possible. Your Victory Home of tomorrow will have *better living built in!*

Take the shortest way there—the sure road to happiness and security for yourself, to peace and prosperity for your country—buy War Bonds!


**DEDICATED TO THE SERVICE OF AMERICA'S HOMES**

The General Electric Consumers Institute at Bridgeport, Conn., is devoted to research on such wartime home problems as: Nutrition • Food Preparation • Food Preservation • Appliance Care • Appliance Repair • Laundering • Home Heating and Air Conditioning. Bulletins and booklets are available through your G-E Appliance Dealer, or from G-E Consumers Institute, Dept. HG4-3.



**GENERAL ELECTRIC**  
CONSUMERS INSTITUTE

BUILD NEW VICTORY HOMES TOMORROW



*Investment*  
TODAY—  
*Contentment*  
TOMORROW!




## Build on War Bonds

Why not tie your every purchase of a war bond to a well-thought-out plan? Invest at least 10 per cent of your income each month as a fund, first, to liquidate the Axis; second, as an investment to liquidate the cost of that new home you have been dreaming of, or that needed addition or repair to your present home . . . As you plan, think of the amazing improvements your savings will buy in Post-war Automatic Heating, with M-H Controls, which actually make Automatic Heating Automatic. Send for booklet "Contribution To Better Living." Minneapolis-Honeywell Regulator Co., 2790 Fourth Avenue S., Minneapolis, Minnesota. In Canada: Toronto, Ontario.

*Listen: "JOHN FREEDOM," Blue Network Coast to Coast every Wednesday 9:00 to 9:30 P. M., Eastern War Time; or see your local Newspaper. "The Most Dramatic Show on the Air"*

## MINNEAPOLIS-HONEYWELL CONTROLS

FOR OUTSTANDING ACHIEVEMENT in War Production, the Minneapolis and Wabash plants of Minneapolis-Honeywell have been awarded the Army-Navy "E"



*the*  
*Chronotherm*  
THE NEW CLOCK THERMOSTAT THAT SAVES FUEL.

IF YOU LIVE IN A DEFENSE AREA Automatic Heating and M-H Controls will be considered for priority rating . . . See your heating dealer now.



From natural color photo of work being done with Resintone

Anyone can apply  
**Resintone**  
 the amazing new wall paint  
 that dries in 40 minutes

**With Resintone, You Can be Your Own Decorator!** You yourself can now do-over any room in your home! You can do it... without fuss or muss or "Wet Paint" signs... without being deprived of the use of the room... and without the problem of finding a painter not busy with war-work. You can do it yourself... quickly, easily, and handsomely... you can give the walls of any room a glareless, soft-pastel new beauty... with Wards Washable Resintone!

**It Applies Fast... and Dries Faster!** Think what this means! You can start a room after breakfast, and entertain guests that afternoon, in the

room you've just painted! That's because Resintone dries in 40 minutes, with almost no odor. It's so rich in *hiding-power*, one coat will cover highly-patterned wallpaper! It's so *easy to use*, a 10-year-old boy can roll it on. And so *washable*, smudges and finger-marks are easily removed.


**Try One Room... You'll be Back for More!** That extra time you're spending *at home*, this year, can be wisely spent in making your home more beautiful. Try Wards new Resintone Wall Paint, on that room that needs re-doing. (Your friends will *never guess* that it wasn't a "professional" job!)



**THINS WITH WATER! NO OIL; NO TURPENTINE!**  
 Resintone thins with water from your faucet!  
 (A 1-gallon can gives you 1½ gallons of paint.)



**BRUSH IT ON, OR ROLL IT ON! QUICK, EASY!**  
 Brush it on, without fear of brush marks... or roll it on; simple as rolling a carpet sweeper!



**ONE COAT COVERS ALMOST ANY SURFACE!**  
 With Resintone you can paint over wallpaper, cement, brick, plaster, concrete, tile, or wood.



**NO "AFTER-PAINTING MESS" WITH RESINTONE!**  
 Resintone can be rinsed off immediately, with water... from your hands, brush, roller or floor.



**RESINTONE DRIES IN AS LITTLE AS 40 MINUTES!**  
 And without "paint smell!" Have your evening meal in the room you painted that morning!



**AFTER A WEEK TO "SET", IT'S WASHABLE!** You can wash a Resintoned wall or ceiling with mild soap and water. In *other words*, the beauty lasts!



A single gallon of Resintone will paint the walls and ceiling of an average size room. **\$2.69** GALLON (The Roller Applicator is 89c)

**CHOOSE FROM MANY LOVELY PASTEL COLORS!** Choose from Resintone's Powder Blue, Holland Blue, Pearl Gray, Sunshine Yellow, Nile Green, Lettuce Green, Dusty Rose, Ivory, Peach, Ivory Tan, Light Buff, Cream, and White... plus all the delicate shades you can blend by inter-mixing.

ON SALE ONLY AT **Montgomery Ward**... RETAIL STORES EVERYWHERE



*"She says the beauty of her new Callaway Towels just carries her away"*

**R**EDECORATE your bathroom with Callaway Towels and Rugs. Only Callaway gives you all the matching pieces you need to create a "new" effect... everything from wash cloths to window curtains in harmonizing colors and patterns. Ask at better stores for *complete* Callaway Bathroom Ensembles.



# Callaway

CALLAWAY MILLS  
LA GRANGE, GEORGIA

## TOWELS & RUGS

Style, Quality and Beauty



# SHOPPING AROUND



THE various and sundry ration cards of the whole family will fit into the Rationaire, a larger than usual case. It's essential to have one as it prevents cards from getting dog-eared and keeps them all in one spot. Genuine leather in tan, black, or maroon with gold insignia. \$1, postpaid. From Mayfair Gifts, Forest Hills, New York.



CLOVER honey creamed into the smoothest spread that ever touched a piece of bread. It's a treat for breakfast on toast, muffins, or waffles; children love it for after-school snacks. Can be used in many other ways, too. Called Creamed Honey Spread, a 2½ lb. pail costs \$1.50 del. east of the Miss. Ridgeview Orchard, Shoreham, Vermont.



WHAT to do in almost every emergency is covered in the First Aid pocket manual, a valuable, speedy reference for all who have taken the Red Cross course. Only 3" x 4", it is small enough to slip into your purse. Leather covered, it comes in an assortment of colors. Price, \$1.35, prepaid. Young Books, 714 Madison Ave., N. Y. C.

(Continued on page 82)

## For Your Garden




This merry little fellow, 19" high, will bring a smile to any garden.

Bronze \$200.00 Pompeian Stone \$30.00  
Send for free catalog containing many other figures; also Bird Baths, Sundials, Pedestals, Benches, Fountains, etc. Largest available stock. Prices from \$5.

Galloway Pottery On Display

**Erkins Studios**

8 East 39th St., New York



The first complete book on Vegetable Gardening illustrated in full color

## Vegetable Gardening in Color

From seed order to the last harvest, this is the book you will use. Expert and practical directions for growing all the common vegetables. It will help you defeat food shortages.

256 pages—150 color plates—\$2.50

USE THIS COUPON NOW!

THE MACMILLAN CO.,  
60 Fifth Ave., N. Y. C.

Send me "Vegetable Gardening in Color." I enclose \$2.50 (check or money order).


Name.....

Address.....HG

## Spruce Up for Spring!



**WICKER GARDEN BASKET** fitted with nine essentials: tools, rubber kneeling pad and accessories . . . . . \$15.00  
With less expensive tools \$10.95  
Washable Kreme Skin Gloves . . . . . \$1.25  
Garden Encyclopedia . . . \$2.98



**DRIVEWAY MARKERS**—Flowers, birds, discs and stakes inset with jewel lenses, brilliantly reflect auto headlights at night, keep car wheels off the turf.  
Disc, brown or green . . . . . \$ .60  
Stake, green . . . . . .80  
Flower, left, red, blue or yellow . . . . . 1.50  
Flower, center, red, blue or yellow . . . . . 1.75  
Flower, right, lavender . . . . . 1.50  
Bird, red, blue or yellow . . . . . 1.00



**RIFLE WEEDER**—Magic metal staff with six pointed prongs on one end and trigger handle, takes backaches out of weeding. Prongs sink deep down around the root, lift out weed, root and all. Press trigger in handle and weed is ejected 8 feet or more! A practical, precision-built tool built to last. Weighs 30 ounces. . . \$2.85

**ILLUMINATED SIGNS**—Your surname, house number or country-seat title on one of these outdoor panels will save your guests miles of night searching. Letters and panel—rustic or square cut pine—come in black, gold, white, green, red or aluminum finish. Letters or numerals, 3", each 60¢; 4", each 80¢. Panel with stake, 4" or 6" wide, 24" long, \$1.25; 36" long, \$1.75. Period, 10¢; dash, 20¢.

A HOUSE FAMOUS FOR QUALITY

FOR OVER NINETY-FIVE YEARS

# Hammacher Schlemmer

145 EAST 57TH STREET, NEW YORK CITY

Spruce up your outdoor living room! Garden and Barbecue Booklet "G-5" ready soon.

# FOR WARTIME CARE OF YOUR HOME

Uncle Sam wants you to keep your home in good repair . . . save fuel and safeguard health . . . make waste space productive. Here's what you can do right now, while quality materials are available:



## 1. Repair or Replace Defective Roof



Uncle Sam considers this *necessary maintenance*, wants you to keep your roof in good condition to protect your property against heavy rains—blistering sun—wind, ice and snow. Best man to consult is your good neighbor the Celotex Roofing Dealer. Ask him about Celotex Roofing and Celotex Triple-Sealed Shingles. They give extra years of protection and beauty at no extra cost. Your choice of exclusive designs and brilliant, permanent colors.




## 2. Insulate now for winter fuel-saving, summer comfort



Conserving fuel is vitally important to winning the war. Heating every room more efficiently is vital to your family's health and comfort. The permanent, fireproof insulation of Celotex Rock Wool Products can make *your* fuel go 40% farther, keep every room in your home warmer all winter. What's more, it keeps excessive heat *out* in summer, assures delightfully cool comfort. Quickly, easily installed—see your Celotex Dealer NOW!



## 3. Create new room . . . house a war worker




Waste space in basement or attic can be transformed into a beautiful room for added comfort and recreation or extra revenue from housing a war worker. Do it yourself, or with a neighbor's help. It's so easy to create a room that's cool in summer, snug in winter, with Celotex insulating interior finishes. Also with White Rock Gypsum Wallboard—good-looking, fireproof material you can paint or paper as soon as walls are in place! Ask your Celotex Dealer.



## 4. Get this valuable booklet FREE

To help you keep your home in good repair, and tell you exactly what Uncle Sam says you can and should do, we have prepared "A Wartime Guide to Better Homes." Get it FREE from your Celotex Dealer—or mail the coupon. Remember—the Celotex name is your guarantee of quality in building materials for *every* use. Your Celotex Dealer's knowledge and experience can save you important time, work, money. Consult him now, while materials are available.



# CELOTEX

REG. U.S. PAT. OFF.

ROOFING • INSULATING BOARD  
 ROCK WOOL • GYPSUM WALLBOARD • LATH  
 PLASTER • ACOUSTICAL PRODUCTS

THE CELOTEX CORPORATION, Chicago, Illinois HA&G 6-48  
 Please send me FREE "A Wartime Guide to Better Homes"

Name .....

Address .....

City ..... State .....



# HOUSE & GARDEN

Published by  
THE CONDÉ NAST PUBLICATIONS

Publishers of *Vogue*, *British Vogue*,  
*Vogue Pattern Book*, and *Glamour*

## GENERAL SECTION

|   |        |
|---|--------|
| Boom in handicrafts.....                | 17     |
| Anyone can make these.....              | 18     |
| Pennsylvania pottery.....               | 21     |
| Remodeled in the modern spirit.....     | 24     |
| Fine old structure—loving hand.....     | 26     |
| Raising livestock is child's play.....  | 47     |
| Steaks, chops for the raising.....      | 48     |
| Grow your own vegetables.....           | 50     |
| Seasoning for your garden.....          | 52     |
| A fine kettle of fish.....              | 53     |
| Sterling to cherish for a lifetime..... | 54     |
| Planning rooms for young people.....    | 57     |
| Ivory towers for teen agers.....        | 58     |
| April Gardener's Calendar.....          | 60     |
| Turns with a corkscrew.....             | 64     |
| How to grow rabbits, pigeons.....       | 66, 67 |
| Grow these blue flowers.....            | 68     |

## SPECIAL COLOR SECTION

|   |    |
|---|----|
| Keep your colors flying.....            | 29 |
| Color as a decorating tool.....         | 30 |
| Brush up with color.....                | 32 |
| Drape your colors bravely.....          | 34 |
| These colors make tomorrow's news.....  | 36 |
| Greet spring with these new colors..... | 38 |
| Try your hand at our color quiz.....    | 39 |
| Stenciled color accents.....            | 40 |
| Accents with decalomania.....           | 41 |
| Salvage it with color.....              | 42 |
| How to make a rented room livable.....  | 44 |
| Color with paper and paste.....         | 46 |

Richardson Wright, *Editor-in-chief*  
Henry Humphrey, *Managing Editor*

### EDITORS


Arthur McK. Stires, *Architecture*; Elinor Hillyer, *Decoration*  
Harriet Burket, *Merchandise*; William E. Fink, *Art*  
Joseph B. Platt, *Decorating Consultant*

### ASSOCIATE EDITORS

Fay Hines, G. H. V. Baker, Emma A. Cole, Frederic Morley,  
Virginia Merrifield, Jean Arms Day

COPYRIGHT 1943, THE CONDÉ NAST PUBLICATIONS, INC.

House & Garden is published by The Condé Nast Publications, Inc., Greenwich, Connecticut. Iva S. V. Patcévitch, President; F. L. Wurzburg, Vice-President; W. E. Beckerle, Treasurer; M. E. Moore, Secretary; F. F. Soule, Business Manager. Executive and publishing office, Greenwich, Connecticut. The entire contents of House & Garden, text and illustrations, are protected by copyright in the United States and countries signatory to the Berne Convention and must not be reproduced without permission. Title House & Garden registered in U. S. Patent Office. Editorial and advertising offices, 420 Lexington Avenue, New York. European office: 1 New Bond Street, London, W. 1. House & Garden is manufactured in the U. S. A. by The Condé Nast Press. Subscriptions, for the United States, Possessions, Canada and members of the Pan American Postal Union, \$3.00 a year, \$4.00 for two years, in advance. (Note: Add 50 cents a year to Canadian subscription price to cover tariff.) For all other countries, add \$1.50 a year to cover postage. Single copies 35c; in Canada 40c. Four weeks' notice is required for a change of address or for a new subscription. In ordering a change, write to Greenwich and give both the new and the old address as printed on wrapper of last copy received.



## Succotash

Before any ardent Victory Gardener claims he has discovered how to grow succotash, we rush to inform him that the French explorer Champlain found it out over three centuries ago. In 1605, reporting on Indians in what is now Maine, he wrote, "With corn they put in 3 or 4 Brazilian beans (limas). When they grow up they interlace with the corn, which reaches a height of 6 feet."

## Stop, rest and look

Come April there'll be a lot of tired backs and stiff hands among those who went at gardening too vigorously. The hardened gardener works slowly and methodically. He avoids spurts. He also has the good sense to know when it's time to stop, rest and look. Look up, look around. His eye catches the beauty Matthew Arnold wrote about—

*in the sweet Spring days,  
With whitening hedges and  
uncrumpled fern,  
And blue-bells trembling by  
the forest ways.*

## A.W.V.S.

Among the various agencies working to bring Victory Gardens to fruitful success is the American Women's Voluntary Services, Inc., an organization of over 200,000 women ready to jump and do what's needed. To lend a hand in that work HOUSE & GARDEN is offering to answer knotty problems that confront Victory Gardeners. Address them to the editor.

## Desire for peace

Many centuries ago that wise man of Hippo, St. Augustine, wrote these words: "all men desire peace but few men desire the things that make for peace." Planning for after-war conditions goes on apace. You hear it talked of on all sides by high and low. Only when these schemes and visions include the things that make for peace do they warrant consideration.

## Chicago's victory

Often you may have heard it said that cities are no place for Victory Gardens. Chicago has proved otherwise. In the city and its suburbs there were 26,526 registered gardens last year with a total area pretty close to a thousand acres. Within the city limits were 12,601 gardens, the remaining 13,925 in the suburbs. These city and suburban gardeners in the metropolitan area produced over 20,000 tons of fresh vegetables. The average yield was about one pound of vegetables per square foot of garden.



## COVER

Perk up for Spring with the new HOUSE & GARDEN colors, shown in the lamp shades and charmingly combined in the gay flower print upholstery and turquoise-toned draperies from Waverly Fabrics. The Birchbark nubby rug is from Quaker Maid, the blond oak furniture and accessories from Georg Jensen. Flame dinner dress, The Tailored Woman, Wood Violet lipstick, Bonwit Teller.

All our 16 colors say a bright hello to April: 1. Adobe Tan, 2. Pompon Yellow, 3. Cranberry, 4. Green Apple, 5. Orange Ice, 6. Birchbark, 7. Texas Turquoise, 8. Cloud Gray, 9. Cinnamon, 10. Wood Violet, 11. Summer Rose, 12. Hemlock, 13. Blue Opal, 14. Bluebonnet, 15. Bonbon Pink, and 16. Forget-me-not. Photo by Emelie Danielson.



## The new road to health

Making things by hand—a cake, a garden, a basket, a book (such as one in process above) has long been the common method of most people for expressing the creative impulse. For the healthy such pursuits are fun. For the sick they can speed recovery by canalizing energy in constructive channels. The Red Cross will apply this principle, using both handicrafts and the newer free media of drawing, painting, modeling, to aid recovery of wounded soldiers. Setting, bed jacket and gown by Lord & Taylor. Complete directions for making these books are on page 96.

# BOOM IN HANDCRAFTS

To build a new world, hands—  
skilled American hands—  
are more important than machines

**A**CCURATE work with carpenter's tools, or lathe, or hammer and anvil, or violin or piano, or pencil, or crayon, or camel's hair brush, trains well the same nerves and ganglia with which we do what is ordinarily called thinking. This was the belief of the late great educator, President Eliot of Harvard. It is also our own.

It is one reason why HOUSE & GARDEN has kept such a watchful eye in the past decade not only on the new creative artists and designers in our field but on the older handcraftsmen. Aware of their importance to the nation, we have reported much fresh material about them in such issues as our Southern Highlands, June 1941, and Pennsylvania Dutch, June 1942, noting as we did so a kindling public interest and a mild renaissance in the crafts themselves. Now in wartime, with the prospect of a new world to be shaped by our hands, the subject seems freshly important. And it makes spot news by means of two recent, related projects. These are:

The "Arts in Therapy" show of New York's Modern Museum (now on tour); and the new Red Cross committee on Arts and Skills which is enlisting a host of well-trained artists, designers and craftsmen in a far-reaching plan for the rehabilitation of the wounded or disabled. The Museum Show is pictured on the following two pages; the Red Cross plan described below includes some of its ideas.

**T**o round out our story we include in this eight-page handcrafts survey a glimpse of three native craftsmen of the old American school—William Scofield, shown with the baskets which have been a family tradition for three generations; and the brothers Stahl, makers of Pennsylvania Dutch pie plates, and sgraffito bowls in the shapes their grandfather might have used (pages 20-23).

From the simple things he makes by hand the old-time craftsman traditionally derives a choice of satisfactions. There is the warm pride of creation, the small personal triumph at a job completed. There is his expanding awareness of beauty in line and form and color; he can feel it growing with each new object he makes. And finally, sometimes more important, sometimes less, there is the

## To help Red Cross program →

A step that may change the whole future of American handcrafts is the formation of the Red Cross committee on Arts and Skills to plan program for wounded men. Lack of styling has always been bugaboo for individual craftsmen. Red Cross is enlisting services of many style-conscious designers such as famed textile expert Dorothy Liebes, here,

economic reward of a livelihood. All of these considerations will be important in the Red Cross program. But for the therapy patient there is an additional reward, the release of pent-up energies and repressions that accompany illness and the healthful exercise of muscles and body areas to heal them or restore their use.

There is already available in America a large "manpower" of skilled artists and artist-craftsmen. It is this huge reserve of untapped talent that the Red Cross will make use of. Dorothy Liebes, the noted textile designer now active on the Red Cross committee, tells you how:

"After proper indoctrination courses the artist-volunteer is assigned to a hospital and begins his work under the strict supervision of the resident Red Cross Field Director, working with doctor, nurse, and occupational therapist. His particular skill will be carefully correlated to the needs of the patient, and the problem which he sets the patient will be one designed to exercise the muscles or body areas as the physician directs.

**F**OR example, a weaver-volunteer might be asked to work out twenty problems for a bed loom or a table loom, and twenty more for a standing loom where leg muscles are to be exercised. As being able to see a finished article in relatively short time is of great psychological value to the patient, these projects would require only six or eight hours weaving time.

"We are concentrating too on working out handier tools—light, noiseless looms, and small bed looms that can fit like a tray on the patient's lap. We hope to have such compact trays ready soon for a dozen different skills. . . . Our goal is to make the patient's convalescence one of increasingly true mental as well as physical rehabilitation."



# ANYONE CAN MAKE THESE

ONE of the most pleasant and effective antidotes to the wearing rush of war-torn life is to create something with your own hands. Whether that something be an easel painting or a kitchen table, a carpet or a daffy paper figure is unimportant. It is important that *you* made it.

The made-by-hand objects on these two pages are taken from the "Arts in Therapy" exhibition recently on display at New York's Museum of Modern Art. No elaborate equipment or extraordinary skill is needed; all these objects are simple enough to be made by wounded men in bed. Further directions in back of magazine.

New handcraft designs recently shown at the Museum of Modern Art in New York require little skill or equipment



Here is a good way to display a collection of shells and create accessories. Match the shells or mix them, as Nina Wolf is doing here. Stick them on with coecal, from a dental supply store. In frame, a Museum of Modern Art reproduction.



Nothing but common brown string and strands of pale blonde rope went into the making of this rough-textured mat woven on a small loom by Jo Anne Nicholson. Kinks in rope should first be straightened out by thorough wetting. See page 92.



The top one of these table mats was loom-woven by Dorothy Greene of blonde reed and pale gray cotton bouclé. The other, by Marion Reed, is of cotton mesh darned with candlewicking (an easy and effective mat to start on). See page 93.



Here is the ideal material for amateur potters. This clay needs no firing and the glaze comes in sheets. No kiln is required. Above, Louis Siegel is creating a glazed pottery dish (like that in rear) using a bowl as mold. See page 72.



BAKER—VOGUE STUDIOS

**PAPER FANCIES**


Spend a dollar at the 5 and 10 on kindergarten "construction" paper, doilies, beads, paint, rick rack, anything else that strikes your fancy (look through your attic, too). Then, armed with scissors, paste, stapler, the directions on page 90 and a large dash of imagination, you may create paper fancies as witty and original as those which Toni Hughes is just completing in the picture above.



**TAPESTRY BY MACHINE**

Using a Textigraph electric needle it took Ruth Reeves, famed textile designer, less than half a day to work this 6 ft. long tapestry. Due to wartime material shortages, these machines will not be available to the general public until after the war.

GEOFFREY BAKER



## Old-time basket-maker

Ever since the Revolutionary War there have been Scofields making baskets at Scott Corners, N. Y., riving and stripping the carefully chosen billets of white oak and hickory hauled in from neighboring woodlands and stored in a scummy pond out back of the shop. Within the shop (above) Fred Scofield, 76, bends into place a smoothed hoop to complete the taut framework which gives lasting strength to the hand-split wood strips of these bushel baskets.

# Pennsylvania Pottery

Ann Hark tells how Thomas and Isaac Stahl have revived an old American craft

*Editor's Note: It is with regret that we have learned, since this article went to press, of the recent death of Thomas, elder Stahl brother.*

HIDDEN away in a small green pocket of the Lehigh County hills of Pennsylvania there's a little, open building with a round stone oven underneath its pointed roof. Here an ancient craft which flourished in Europe three centuries and more ago is still preserved today. Here Thomas and Isaac Stahl, the last surviving members of a group of artisans whose work was unexcelled within its field, employed the same methods their forebears used. Their red clay jugs and pots and vases, their sugarbowls, their slipware and *sgraffito* plates, still bear the same motifs of hearts and birds and tulips, and still carry on the same traditions that came across the seas when first the Pennsylvania Dutch settled in Penn's Wilderness.


A hundred years or so ago there stood in Powder Valley, just a short way down the hillside from the present kiln, another pottery that bore the name of Stahl. Its owner, Carl Stahl, was the father of the two brothers, and the boys were early taught how to kick a wheel.

IN those days the Stahl kiln was busy making apple butter crocks and milk pans, flowerpots, spittoons and pie plates, water bottles, bean pots, vases, and a wide variety of other useful objects. The workers included many hobo-potters from far-distant places, who went back and forth between the various potteries, and left behind at each a little of their own technique and skill. From these young Isaac learned eagerly and picked up many a secret of fancy slipware and *sgraffito* pottery by watching hands more skillful than his own.

AFTER his father's death Isaac took over the concern and ran it for four years with his brother Thomas' help. But as times kept changing the trend of substituting chinaware for earthen pottery increased till finally the Stahl output was limited to such commercial objects as pie plates and crocks and flowerpots of uniform design. That wasn't what young Isaac wanted, so he closed the pottery and he and Thomas went their separate ways.

For thirty-seven years they followed other occupations, till a day in 1929 when Isaac happened on a country sale. There, to his amazement, he discovered simple pie plates which he recognized as his own work—the kind that brought from six to seven cents apiece when they were made—selling now at six and seven dollars each! Then and there the thought of going back into making pottery was born, and four years later the two brothers, partners once again, were hauling stone and mortar for the kiln they planned to build across from Thomas' barn.

"A potter's got to be a mason, too," is one of Isaac's firm pronouncements, as he lifts a chunk of grayish clay and dumps it on a little grocery scales within the former barn. Behind him, row on row of ghostly shapes—some small, some large, some fancy, others unadorned, some with the underglaze applied and some still moist (Continued on next page)



Pie plates and plain plates, some in traditional flower and bird designs, some showing the fanciful motifs of non-conformist Isaac, are shown here.

# Pennsylvania Pottery (continued)



ISAAC DOES SGRAFFITO

THOMAS SHAPES A VASE




**Thomas examines** some pieces of undecorated pottery on the steps which lead to the domed firing chamber of the kiln. Shards of discarded pieces below.

**A customer** who has braved the road leading into Powder Valley learns about glazing from Thomas. Pieces, large and small, ranged on table and rafters.

and dark—await the firing of the oven that bears witness to the brothers' building skill. "A well-trained potter makes his own tools," is another statement that Isaac is fond of making, and his crude yet satisfactory implements bear out his own beliefs.

The Stahls use no thermometer for trying out their oven's heat. They judge entirely by color, and it's Isaac's boast that their percentage of perfection is higher than usual. But perhaps the clay they use provides at least one of the reasons. For the brothers dig it up themselves, thus making sure that it contains such necessary elements as ferric oxide for the proper shade of red, aluminum and sodium dioxide, very little sulphur or magnesia, and no lignite to produce porousness.

Isaac, the more assertive member of the partnership, has definite and marked ideas on nearly every subject. While his gentle, white-haired brother sits contentedly before an old-time "kick" wheel, its treadle kept in motion by his own unflagging foot, Isaac uses one that's run electrically—strange anachronism in an otherwise primitive craft. "Well, what's the difference?" Isaac asks impatiently, and slaps his lump of clay upon the spinning wheel. Like magic, underneath his deftly guiding hands, the shapeless mass takes form. "The work I turn out's just the same, no matter what kind of a wheel I use!" (Continued on page 71)







After the kiln has cooled, pots, vases, pitchers, ranged on shelves in the old barn nearby, are listed by the brothers. Thomas looks over the top shelf and calls them off to Isaac standing below. This barn serves as warehouse and shop combined. Here, up a stony country road, come those who love and admire individual craftsmanship; the brothers preferred it so and made no effort to commercialize their wares.

## The Brothers Stahl

1 The children's rooms on the second floor may be opened up, by means of a folding partition, to form a large daytime play area.



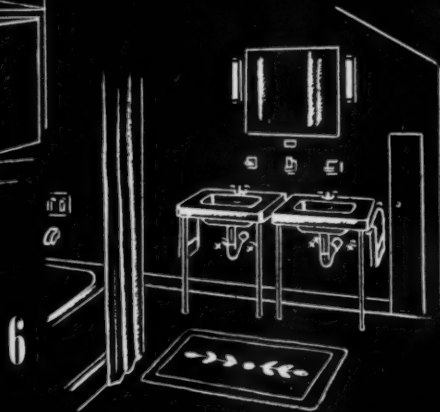

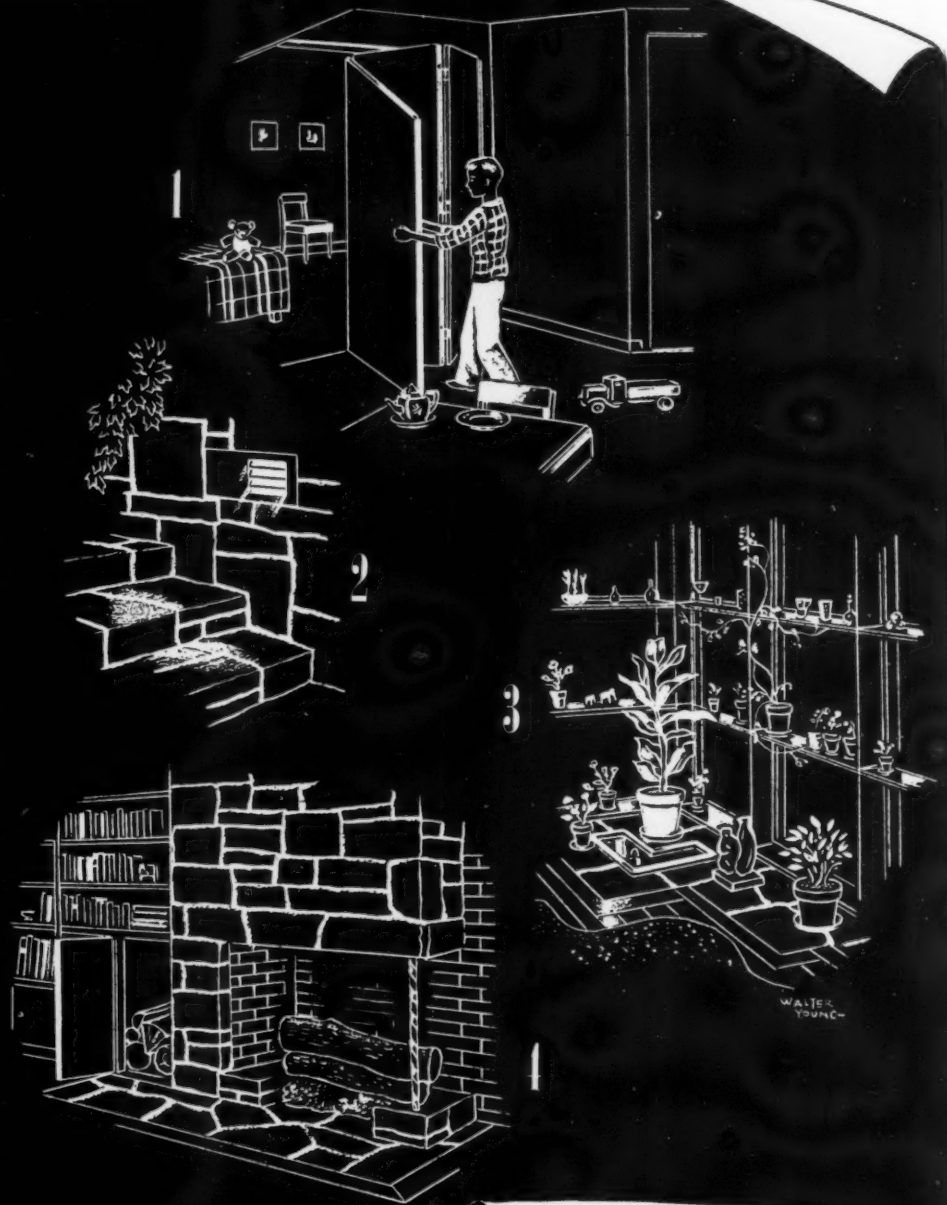
2 A louvered metal plate, concealing an electric lamp, is fixed in the stone wall and deflects light down on the steps.

3 A little pool is set in the window corner of the living room and a miniature fountain makes a cool, pleasant sound among the potted plants. Note wide shelves, set against the windows, which hold not only plants but also antique colored glassware.

4 The fireplace, of unusual design, is supplied from the handy wood cupboard, which in turn is filled from the back. This is accessible from the cellar stairs.

5 The built-in dresser or side-board in the dining room opens into the pantry, forming a pass-door when needed. Drawers slide both ways, and light is directed through glass shelves onto the silverware. Sliding glass panels cover the opening.

6 Twin wash basins are a great help during the morning rush.



Some attractive, ingenious ideas  
from the Sherwoods' home

# Remodeled in the modern spirit

Lt. and Mrs. Thorne Sherwood's home at Springdale, Connecticut

FOR all those who own, or who intend to buy, a property with an old house on it, here is eloquent proof that an old house can be made as modern as you please without losing any of its characteristic charm.

The architect-owner, at present a Lieutenant (j.g.) in the Navy, enlarged the original structure and worked out a plan (see opposite page) which, in its provisions for modern living, shows no hint of having been superimposed on an "antique". Imagination and practicality blend in the detailing of every feature which could add to the convenience, adaptability or attractiveness of the house. Some of these are shown in our sketches on the opposite page. The exterior is red with white trim.



THE LIVING ROOM WINDOW OVERLOOKS TWO SMALL LAKES



BOOKSHELVES AND FIREPLACE FILL THE OPPOSITE WALL

BEFORE



AFTER



VAN ANDA

## A fine old structure—

Hazel Dell Brown saw beauty in a dying house  
and brought it back to life

“OLD houses cry out to be rescued from their ignominy, to be lived in and loved.” The sentiment is Miss Brown’s, the house shown here the example of how she carried it into action. She bought an old house in Lancaster, Pennsylvania, which an architect pronounced solid and fit for remodeling. A few minor structural changes were made, a wall knocked out, a door cut.

The rest was a combination of careful planning and spirited imagination. First a central heating system and modern plumbing; then personal decoration built on the color scheme of the “master of the house”, Miss Brown’s Siamese cat, *Moi Se*: soft tans, browns, blacks, greige, picked up by bright color accents.



The original kitchen, above, shabby, unattractive, had the necessary equipment for a bed-bath unit. **Converted**, right, a pleasant bedroom for Miss Brown’s mother. Green wallpaper, flower prints on doorback. Picturesque note, quaint alcove.



A dismal cubicle, above, becomes a cheerful sitting room, the door bricked up to provide wall space. **Converted**, right, by luminous white walls, paneled in bamboo. Bamboo motif repeated in lamps, breakfront. Cat: *Moi Se* under his portrait.



# and a loving hand



The narrow hall, above, had redeeming features in the sturdy stairs and not ungraceful balustrade. **Converted**, right, by beige rug, paneled wallpaper, white balusters, black handrail, it seems wider. Economy note, mirror frame—35c second hand.



HOLMES I. METTEE



An upstairs bedroom, above, with neither grace nor charm, now a living room of distinction. **Converted**, left, by tricks of contrast—mole brown walls, white brocade furniture. Curtains look expensive, are really cotton marquisette with gold fringe.



Same bedroom again, above, showing the flat wall which became the fireplace wall at left. **Converted** by the original mantelpiece brought from downstairs and painted white. The rug is large-scaled flower design; the floor, black linoleum.



## Keyed to happy colors

High color contrast: a bright red door against white clapboard walls, soft spring green velveteen chairs set off by a brilliantly blending hooked rug, and faded red floors make this Lord & Taylor bedroom a cheerful place to start the day in. Accents are small box elders in white pots, white porcelain lamps on mahogany column tables and two jaunty roosters with gay red combs. Another view of this room was shown on the cover of our February issue.

# KEEP YOUR COLORS FLYING!



*Decorate to boost morale  
says noted psychologist,  
Dr. Donald A. Laird*

**B**ACK in 1928, when the University of Chicago still had a football team, Coach Alonzo Stagg had two dressing rooms for his powerhouse teams. One room had soothing colors to help the men calm down and relax between halves, the other had stimulating hues and was used for the coach's fight talks just before going back into the game. Coach Stagg had copied his colors from those in use for mood control in mental hospitals.

How often we neglect to use these effects. A short while ago I discovered how easy it is to overlook, even violate, this right use of color. In the interests of late sleep on sunny mornings, my bedroom walls were done in a dull satin black. It was like going to bed in a coal mine. Within a year I changed my depressing fantasy in black for a spirit-warming color similar to Cinnamon. The first round of the fight for cheerfulness was won by Cinnamon. But the fight went on. The final decision for my bedroom in the old Colonial house was won by walls of Birchbark color, with the friendly texture of a beamed ceiling to greet me on awakening.

**I** HAD also neglected the mood values of colors in the tidy old room which looks down on the river below, and in which I do my writing. We had kept these walls a bare Colonial white so the room would be lighter. It was well lighted, but there was nothing companionable or inspiring in the monotony of stark white that galloped off in all directions from the writing stand.

Until a month ago I put up with this. Then we had the wall I usually face finished a cheerful and companionable Pompon Yellow. Instantly that put a mood into the room which I had been missing, yet it still leaves the room well lighted.

It is not just fresh paint and draperies, but fresh colors which will spontaneously encourage moods in the direction needed. There are families, for example, some of whose members are away in unknown places, daily facing unknown dangers. Apprehensive concern is natural. Here is a need for the colors from the encouraging end of the rainbow. Warm tones

like Orange Ice, Bonbon Pink, Summer Rose and Cranberry (see page 37) are colors for first aid to morale—they raise dejected spirits. A few accents around the home in these colors may give family morale as much lift as a letter from the lad or lassie who has not been heard from for a month of Sundays.

Then there are the homes that are geared to community defense activities. The tempo and excitement of the war work are carried home and what was once a haven of rest becomes an inferno of tension.

"If I could only let down, only relax" is the lament in these homes. Again, try colors which help one calm down and relax. Clear, light blues and greens are from the calming end of the rainbow. Blue Opal, Bluebonnet, Forget-me-not, and Texas Turquoise (see page 37) are colors with this soothing power.

In this era of small houses for war plant workers, or small rooms for families who have closed larger rooms to conserve precious fuel, these new blues and greens also have the neglected power of making rooms seem larger. (Try these colors, too, if you are nervous in a closed space.)

Speaking of saving fuel, that 65° temperature can be made to seem warmer by the right use of the new colors. Reds and oranges can make a room seem warmer without raising the temperature a bit. In industrial circles they are telling about the new cafeteria in an airplane plant. The employees, mostly girls, complained that it was cold and drafty.

Engineers said the room heat was right. So, instead of turning on more steam, the industrial relations manager had a wide band of vibrant red painted around the room, at eye height, between shifts.

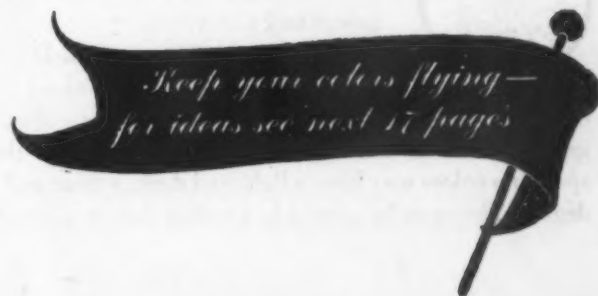
When the girls of the second shift came down for midnight lunch they commented at once about the room being warmer, although the temperature had not changed a fraction of a degree. Thus wartime fuel was saved, and working morale kept higher for the girls behind the men behind the guns—a pretty good job for a gallon of red paint!

**T**HERE is one room in the house, however, where morale can be helped best by not changing the colors. The memory of this room may be making history this very moment in Africa, or in the Pacific. When its hero returns to his own special lair there is nothing like familiar though faded colors and out-moded knickknacks to let him know that he is back safe at last.

A couple of months ago, for instance, some plaster loosened in the room of our own very special pilot officer of the Royal Air Force. We had to refinish it, but used exactly the same paints and paper as he had known in it.

And when he unexpectedly popped in for a surprise Yuletide visit he marched first to his repaired but unaltered room, took it in in a sweeping reconnaissance glance, and beamed.

"Ah," he exclaimed, "*this is home.*"





# Color as a decorating tool

*Learn to handle it skilfully,  
and it will prove  
a handy instrument*

As a decorating tool color is as versatile as a jackknife. You can do a score of jobs with it, or make it seem as though you had. You can whittle down the size of a room by the way you use color; or stretch it out. You can make it look wider or narrower, higher or lower. You can give it a "furnished" look when it is too bare, and give it spaciousness when it is well furnished. You can disguise architectural defects with color; you can distract the attention from faulty line or shape.

On the preceding page psychologist Donald Laird has given some idea of the importance of color, particularly in wartime, for building up our flagging spirits or smoothing out too-keyed-up ones. Color is so vital a factor in our contentment and well-being, both in war and peace, that every woman ought to know what she is doing when she uses it.

Hard and fast rules can't be laid down. For the colors and color combinations which cheer me may have associations which depress you. Just as there are eight notes in the musical scale, with treble and bass, loud and soft, and infinite combinations, both harmonic and dissonant; so the six spectrum colors have their gradations of light and dark shades, clear and grayed hues and all the myriad ways of putting them together. Basically,

and on the theoretical side, there are certain things everybody needs to know about color. You learned some of them at school, like the three primary colors and the three secondary colors and the shades in between. You probably were introduced to them on color "wheels" which looked like those at left.



From these, of course, it is easy to see which colors are "opposites". By opposites we mean colors which are in greatest contrast to each other, and which, used side by side, intensify each other most. The opposite of each primary color is a secondary color made up of the other two primary colors and vice versa.



The schoolbook wheels dealt with spectrum color—clear, unmixed with black or white. In working out a scheme for your room, you dip into a second and third dimension of color. For these clear spectrum colors may have a light and dark, a clear and a grayed degree. They can be grayed in varying degree without lighten-

ing them and each of these varying degrees of grayness may be lightened in varying degrees. Something like sketch below.

So you can see that in thinking of color you have to keep in mind its three-fold qualities: its basic spectral color; its intensity, or degree of grayness; its value, or degree of lightness. You have probably been taking all this for granted for years—choosing a grayed pastel for one type of room, and a clear pastel for another; a light soft shade for a receding background, a clear strong hue for eye-catching accent. But many people, more than you think, are a little afraid of color. They are particularly afraid of strong clear color. Their fears take many forms. They are afraid they will "tire" of it, that it will "scream at them", and that it isn't "practical", that it will "clash" with something else in the room. Hence the parade of drab neutral shades in fabrics and rugs and wallpapers, and drab neutral color schemes in American homes—and all because so many of us lack color confidence.



Confidence in color comes with knowing just what it will do, and how to make it do it. You will never have to shy away from a strong color or a clear intense shade if you know exactly how much of it to use, what to use with it, and what effect it will have on its surroundings.

You have probably been brought up on the axiom that light walls make a room look larger and dark walls make it look smaller. Which of course is true, but it is well to know why, because there are many different sorts of dark and light colors,





and they do different things. For instance, light cool colors, such as green, blue, gray, give a far more receding effect than equally light warm colors such as pink and yellow.

For the nearer a color is to its spectral intensity, the more potent it is. This is one reason why so many people are afraid of strong color. Yet this very vitality is necessary to the average color scheme to save it from monotony.


Building a color scheme is a matter of proportion and although you will probably never work it out in so cut and dried a way, still, if you analyze most exceptionally pleasing rooms, you will find the color apportioned in somewhat the manner at right.

Imagine the dark small square as a blob of pure color. The second square six times the size has in it the same amount of pure color but diluted six times. The large square also contains the same amount of pure color, diluted perhaps ten times. Theoretically each of these areas has the same intensity value, and this explains why clear strong color can be used in small quantities with such effectiveness.

If you increase the area of clear pure color (bottom square above) either at the expense of the middle color area or of the top color area, you intensify the entire scheme. It is possible to enlarge the clear strong color area to a point where it becomes your basic color (imagine, for instance, a room with a red carpet, or lemon yellow walls), but the intensity of such









FOR A NARROW ROOM

a room is far greater than one whose basic color is either a lighter or softer shade. Such a room is usually toned down with large areas of white or grayed tones, and very dark colors are often used "to hold the room down" as the saying goes. For instance in an early American or Pennsylvania Dutch scheme gay with primitive hues, you will instinctively want to paint the floor a dark brown, black or slate, even though you are not conscious why you do it. You can also use dark as well as strong backgrounds effectively and need not be afraid of them. People have told you that they make a room look smaller, and that they are "enclosing" and bring the surface closer to you. All of these assertions are true and it is one of the handiest tools you have to work with. For it makes it possible for you to pull together the too-far-apart end walls of the long, narrow room; lower the too-towering ceiling.




HIGH CEILING LOWERED




CEILING MATCHES WALLS

If you have a long, narrow room, you can make it seem wider by painting the end walls a dark color, and the close-together side walls white or a light color, top left above. If your ceiling is too high, try painting it a darker shade than the side walls, see right above, and continue the color down the wall to the dropped picture molding. Painting the ceiling the same color as the walls brings it down without too much emphasis—as at left above.



LIGHT WALLS SEEM LARGER



DARK WALLS DECREASE SIZE

If you want a room to look larger, generally speaking you choose a light background color and go easy on the contrasts, see right above. You paint your wood trim the same color as your walls, and perhaps select draperies of the same shade. Your secondary colors should not contrast too much in shade or intensity.


If you want to reduce the size of a room, whether a large one or a small one, you can give it

(Continued on page 87)



COLOR CONTRASTS relieve "bare" feeling of an underfurnished room, for instance contrasting panel above.

*Color will achieve for you whatever effect you want*




IF LIGHTNESS, CRISPNESS, GAIETY are your dish, choose light, clear colors with plenty of bright, clear accents.



IF YOU WANT DRAMA AND EXCITEMENT to lift flagging spirits, use high contrasts, areas of more intense color.



IF YOU NEED A SOOTHING, RESTFUL SCHEME, select soft, grayed colors and go easy on the contrasts and accents.




ARCHITECTURAL FEATURES CAN be accented by color. Here contrasting walls set dining group off from room.




# Brush up with color


*Use paint with dash—  
in new ways,  
new places*



**TRICKS WITH SWAGS.** Above: paint a striped swag over a dressing table mirror to match real curtain valance. Paint ceiling, floor the color of stripe.



**FUN FOR A FLOOR.** Above: paint checkerboard on the floor in gay colors to make that dreary foyer an asset instead of a passageway. Accessories match squares.



**ARCHITECTURE BY A RUSE.** Above: simple double doors become important with *trompe l'oeil* pediment and moldings in bold scale painted on doors.




**FLOOR ON A WALL.** Above: paint first with dark color. Cover with lighter second coat. While still wet, grain with coarse stiff brush. For atmosphere of tweeds, leather.



|                                      |                 |
|--------------------------------------|-----------------|
| <b>Musts for mixing.....</b>         | A<br>kin<br>car |
| <b>Hints on testing color.....</b>   | A<br>Al<br>as   |
| <b>Glossy finish paints.....</b>     | Gl<br>ter<br>wa |
| <b>Semi-gloss finish paints.....</b> | A<br>Th<br>ca   |
| <b>To mix a light color.....</b>     | W<br>co<br>be   |
| <b>To mix a dark color.....</b>      | Se<br>Co<br>co  |
| <b>To "gray" colors.....</b>         | If<br>co<br>w   |
| <b>To "warm" colors.....</b>         | A<br>ca<br>g    |
| <b>To "cool" colors.....</b>         | L<br>H<br>si    |

**Follow these simple rules**



**NEW LOW FOR HIGH CEILINGS.** Above: paint a large pattern in light and dark tones overhead to match floor. Such patterns make high ceilings seem lower.

**DRAMATIZE A MIRROR.** Left: if your mirror is too small for the chest beneath it, paint shaded baroque scrolls around it to give the effect of a frame.

A large work-table, a kitchen- or card-table to make work easy and prevent that kink in your back. Newspapers to protect floor and wallpaper surfaces. Empty cans or jars and small sticks for mixing and stirring. Clean brushes.

A shellacked piece of cardboard presents an ideal surface for testing colors. Always let samples dry thoroughly before matching. Don't work near a radiator as heat tends to turn paint yellow.

Glossy finish paint is best for kitchens and bathrooms. The enamel base content protects surfaces against smoke, steam and grease discoloration. Easy to wash, it retains its life under the most trying circumstances.

A semi-gloss or "eggshell" finish is distinguished by its dull, satiny surface. This is the correct paint to use for door and window trim. Dirt and finger marks can be removed with a damp cloth without harming the finish.

When mixing a light wall color, always start with white as a base. Add your colors to the white very sparingly, a little at a time. Stir color in well. Remember to keep your brushes clean so colors won't become muddy.


Select the primary base color closest in shade to the sample you are matching. Color bases can be purchased in light, medium, and dark shades. To the base color add white and complementary colors to lighten or vary shades.

If the color, when mixed, is too harsh, carefully add a bit of the complementary color; add blue and yellow to red, red and yellow to blue, etc. A quick and easy way to "gray" is to add raw umber or lampblack.

Add red or yellow sparingly to give base color a glow. A cold, relentless gray can be warmed up easily with a bit of red. Watch pinks and blues—don't let them go toward purple. Add yellow to brighten a somber green.

Light, warm colors that are too intense can be cooled merely by adding white. Hot, deep colors that are over-vibrant or glaring can be brought down in intensity by adding ultramarine or Prussian blue.

**Simple rules to be a professional with paint and brush**




A DARK DADO, above, with painted panels is a simple treatment which will give your room an architectural feeling and will serve to cut down ceiling height as well.


SPATTERDASH in a big way. Right: paint your trim in a deep color, then spatter with large and small harlequin colored dots. Protect walls with papers held by tape.



NOT DONE WITH MIRRORS—just paint. If one of your walls has construction beams in it, paint the wall a deep color, the ceiling to match. Make other walls light.



A DELIGHTFUL VISTA, right, in your runway hall. Paint the floor in fat stripes. Use the color of the light stripe on the long walls and the color of the dark stripe on the end walls.




CENTER OF INTEREST. Above: make one wall of your bedroom important by painting brilliant stripes on it. Pick up the light tone for the other three walls.



# Drape your colors bravely

*Brighten your outlook  
with color in your  
draperies and curtains*



**STRIPES AND CHEVRONS**, above. These make an exciting color note in a room. The broad striped material covering the plain box valance in chevron form assumes an architectural quality.



**COLOR WITH TRIMMING**, above. Triple rows of solid or multicolor fringe accent plain draperies, and pick up other colors in the room. They make a nice finish at the bottom of a tailored slipcover, too.



**GAY SUMMER DRAPERIES**, above. Paint large non-priority wooden rods and rings and paint or cover venetian blind tapes to match curtain color. Garnish with plump multicolor tassels and cord.




**HEADDRESS FOR YOUR BED**, right. Drape a swag over a pair of pressed wood rosettes (Judd Fixtures) an easy-to-do way of giving a fillip to your headboardless boxspring and mattress bed.




**BEDHEAD CURTAINS, above.** A pair of draperies behind the bed gives height and a panel of color to a room, where sheer curtains are used at the windows for maximum light. Top with a matching valance.



**MINIMUM MATERIAL, MAXIMUM EFFECT, above.** Pick a really bright tartan plaid or check, and you can use it sparingly as valance, chair pads, back covers, picture frames, getting as potent an effect as you'd gain from using a greater amount of a less colorful material. An added trick is to cover venetian blind tapes with the same plaid; strips may be sewn to plastic-backed tape covers and stuck to the regular tapes.



**HAIR RIBBON BOWS, above.** For a little girl's room. Tie back with big bows ruffled sheer curtains sprinkled with multi-colored tiny bows. Venetian blinds (Pella blinds by Rolscreen Co.) underneath.



**TWO-TONE SASH CURTAINS, right.** Hang a lighter shade of the same color sheer curtains one above the other at your window. For fun, decorate dark window shades with decalomania posies or stencils.

# These colors make tomorrow's news

**A**CCURATELY every year for the past four years, HOUSE & GARDEN has prophesied important high-fashion colors to come. Meet them here again—freshly mixed for 1943—in the lampshades on our cover, gay schemes and merchandise on the next two pages.

These are no surrealist dream colors; they are based on hard-headed market reports by our research staff from the whole homefurnishings field; on editorial experience, judgment, and a sense of trends and timing. Months ago we announced them to the designers and manufacturers; weeks ago the sketches and plans which they had inspired began to pour in. That is why the colors are ready to work for you now in decoration—in the bright new fabrics and accessories shown on page 38; in the fresh, imaginative schemes opposite which are described in detail below.



**House & Garden  
proudly presents**

**Adobe Tan**  
**Birchbark**  
**Bluebonnet**  
**Blue Opal**  
**Bonbon Pink**  
**Cinnamon**  
**Cloud Gray**  
**Cranberry**  
**Forget-me-not**  
**Green Apple**  
**Hemlock**  
**Orange Ice**  
**Pompon Yellow**  
**Summer Rose**  
**Texas Turquoise**  
**Wood Violet**

*House & Garden  
predicts a rosy future  
for these sixteen colors  
—and gives you fresh,  
provocative ways  
of using them*

1. **CONSIDER FOR MODERN:** gray walls; white ceiling, carved rug. One wall of antiqued mirror panels. Curtains, deeper gray, rose, Blue Opal. Accents: deep gray lacquer; plaster, majolica, modern paintings.

2. **CHEERFUL, SOPHISTICATED, CHARMING** with Victorian rosewood or blond fruitwoods: bright rose walls, deep green rug, white ceiling. For pattern, cabbage-rose chintz on a white ground. Sharp accent: light green.

3. **NICE BACKGROUND FOR TEXTURES, LIGHT WOODS:** Cinnamon walls; beige ceiling, deeper rug; for sofa and curtains, broad stripes of Cinnamon, turquoise, orange. Accents: vivid turquoise leather in the chair seats.

4. **GOOD IDEA FOR A MASCULINE BEDROOM:** yellow walls, white ceiling and floor, sulphur string rug (this is Pompon Yellow, deeper, grayed). Sandblasted oak furniture, on the gray side. Accent: bright green tweed.

5. **SPACE-GIVER** for a small room, cooler-offer for a hot one, wonderful with bleached woods: clear blue walls, lighter blue ceiling, thick white rug, Cranberry sofa. Curtains, Cranberry-and-white stripes.

6. **PINK WALLS ARE FLATTERING.** Add a light green rug to a black floor. For upholstery, pink, white, bright green in splashy chintz, striped fabrics, solids. Accents, crystal; lampshades, deep green and white.

7. **FORGET-ME-NOT WALLS,** natural wood floor, a white rug for dash, or a deep blue for quiet. Dressmaker silk curtains in light green and blues, lined with the violet. Accent: baroque mirror in chalk white.

8. **RESTFUL, YET NOT "DEAD":** light beige walls and textured rug, soft blue ceiling, floor dark-stained. Sharp turquoise accents, shiny brass, lots of leather. Curtains, striped; tweed upholstery.


9. **WONDERFUL FOR A ROOM WITH SIZE:** deep green walls, dark floor, rose rug; woodwork and ceiling, white. Rose-and-white upholstery; odd pieces in white, and light pink. Accents: huge gilt mirrors, antique china.

10. **COOL AND SPACIOUS:** light blue ceiling, medium walls, deep rug. Chintz curtains and upholstery stripes in blues, rose and brown (deepened from our Birchbark); bright rose sofa. Pickled woods, white accents.


11. **FOR A SMALL DRAWING ROOM:** Cranberry walls, black polished floor, an Aubusson rug in shades of pink. Curtains, Cranberry-and-white striped satin; sofa turquoise. Off-white woods or mahogany, much crystal.




1. Gray's impact depends on contrast




2. Hard to feel dreary in this setting




3. With pine, tweeds, modern




4. Yellow can make a cool scheme




5. Blue gives space, opens vistas




6. Pink lightens, brightens; flatters




7. The accent color turns the trick




8. Tan enhances; needs sharp foil



9. Any large room could wear this



10. If your room's sunny or small



11. Reds, pinks flatter each other

*Meet Spring  
with  
House & Garden's  
new colors*



Backdrop for bathing: Hemlock and Yellow



Library scheme: Adobe Tan and Rose


PHOTOS BY BAKER



Boudoir complements: Violet, Cranberry



Dining room duo: Texas Turquoise, Red



Powder room pair: Hemlock and Gray



Living room formula: Green, Cinnamon



Bonny for a bedroom: Orange ice and Opal



In a sitting room: Bonbon Pink and Blue



# Try your hand at our color quiz



*Do you fancy yourself a color expert—  
take this quiz and see if you are*

## ← Color formulas for your rooms

**B**ACKDROP FOR BATHING in crisp clear colors. Pompon Yellow shower curtain with white lilies, Macy's, is accented by a Hemlock Green bath rug from Lord & Taylor, the apothecary jars from Gourielli.

**L**IBRARY SCHEME, a background of color for old bookbindings. Walls painted Summer Rose, Glidden Co., gay splashy print for curtains and slipcovers is Morton Sundour's. Adobe Tan cotton rug, Quaker Maid.

**B**OUDOIR COMPLEMENTS for the lady with a flair for color. The wallpaper is from Margaret Owen, huge bouquets in Wood Violet on a white ground. A dashing Cranberry stripe, Morton Sundour, cotton rug, Bigelow Sanford, giddy jewel box, Nina Wolfe.

**D**INING ROOM DUO combines bold modern fabrics with 18th Century feeling. Hang curtains of textured stripes in Texas Turquoise and red from Goodall Worsted against a mellow pine wall. Tureen by Plummer, Texas Turquoise rug by Quaker Maid.

**P**AIRED FOR A POWDER ROOM, Hemlock walls with Bigelow Sanford's deep Cloud Gray rug. The gay balloon chintz is from F. Schumacher & Co., designed by Pahlmann. The Lenox lamp, Lightolier, the charming covered dish, Westport Antique Shop.

**L**IVING ROOM FORMULA for town or country: Green Apple walls, Glidden Paint; United's Essex paper with touches of Blue-bonnet. Tweedy stripe, Cinnamon predominant, by Louisville Textiles. Lamp in Birchbark color, Froelich.

**B**ONNY FOR A BED ROOM, lighthearted and liveable. Set the pace with Imperial's Chelsea paper, Orange Ice roses, white leaves on Blue Opal ground. Cotton rug, Amsterdam Textiles; Bloomingdale's fleecy Orange Ice Woolcraft blanket. Sachet hanger, Orloff.

**I**N A SITTING ROOM, scheme your room to Cranberry and Bonbon pink with a Forget-me-not Blue rug underfoot from Karastan. Billowy curtains of printed rayon tafeta by Celanese. Needlepoint, Alice Maynard.

**I**F you've read faithfully this far you won't find it hard to answer the questions below. They will give you a chance to determine your color rating. If your score is over 90 you're a Quiz Kid; over 80, you're top-flight; over 70, you'll get by. If it's under 10, sorry, you must be color-blind.

Answers and directions for scoring will be found on page 88.

1. This is kindergarten stuff, but what are the primary colors? Name them.
2. Which of the following colors are good for claustrophobia? White, pale shades of green, blue, pink, yellow, gray, beige. (Check five.)
3. In mixing paint, Prussian blue is used to make a hot, vibrant color less intense. True or false?
4. What color got its name from the reign of Napoleon?
5. If your fuel ration seems scanty, what two accent colors would you use to fool yourself into feeling warmer?
6. What color is named for a famous liqueur?
7. To bring down a too-high ceiling should you paint it: a light shade of the wall color or a contrasting dark color?
8. If your small north room has only one window would you paint the walls: pale gray, turquoise, deep green, yellow? (Check one.)
9. Which of these colors would console the agoraphobe: burgundy, aqua, emerald green, reddish brown, light green, rose. (Check four.)
10. If your room has pink, tan, rose, chartreuse green and emerald green in it, which of these colors strikes a sour note? (Check one.)
11. If your room gets too much sunlight would you paint the walls: pink, yellow, gray-blue, deep red? (Check one.)
12. If the cook has just left and you have guests coming for dinner, which of the following colors would calm you? Pink, violet, powder blue, pale orange? (Check one.)
13. The complementary color of yellow is blue, violet, green, red. (Check one.)
14. What one color is associated with a rhapsody, a notorious set of fictitious whiskers, a strict law?
15. To "gray" a yellow paint you should add blue and green to it. True or false?
16. You can create a cool color scheme with yellow walls. True or false?
17. If you're in a brown study and feeling blue which of the following colors would you select to change your mood: turquoise, pink, green, beige? (Check one.)
18. Which of the following are secondary colors: orange, brown, violet, gray, green. (Check three.)
19. What human traits are the following colors associated with: red, white, green.
20. An eggshell finish in paint is distinguished by its high gloss. True or false?



## Stenciled color accents

**D**ECORATING with stencils is an old art which is becoming popular again. You can design your own, or buy them ready cut. They may be applied to walls, floors, furniture or fabrics. Basically the method of making and applying is the same.

You will need a stencil board in which to cut the design, a sharp knife, blunt end brush, scotch tape to hold stencil, paints or dye and shallow saucers to mix in. Pick out the motif you want to use, analyze it and reduce it to basic parts. When you trace a design, be sure to leave



"bridges" between design sections to hold the board together. Transfer to stencil board. Leave a wide space around the design for a shield to keep paint from spattering. Cut with a sharp knife, scoring lightly several times, rather than bearing down hard the first time. For walls or floors, use oil, casein or house paint. For fabrics use the new Textart dyes made especially for fabric work. They are good for light, smooth fabrics, can be blended to any shade, are washable when set with warm iron and cloth dampened in white vinegar.




Fasten stencil down with scotch tape. Dip brush in color in a shallow saucer with a dot-dot-dot motion and apply to stencil in the same manner. Experiment with stencil and color for right consistency on small scrap.




When working on walls, mark off even spaces by snapping taut, chalked string.

**ROSE IS A ROSE, right.** For your linen closet cut formalized rose. Leaves made separately can be placed individually.




**PENNSYLVANIA DUTCH, above.** Design boils down to six elements shown, from Delsemme Stencil. Paint vine freehand.

**CLIMBING IVY, left.** Make a basic leaf stencil taken from your wallpaper, and sprinkle it over plain white sheer or opaque curtains.



**LAUREL WREATH, above.** Reduces to oval leaf and dot elements. Design for tablecloth border taken from china.

**STENCILED FLOORS, right.** An old museum pattern, applied to painted or linoleum floor, gives classic border interest.





**YOUR AND YOUR HUSBAND'S** monograms for closet doors. Be sure to leave "bridges" in curved letters, fill in spaces freehand.





**STENCIL BORDERS**, above left, can be worked out from old, hand-blocked designs. Do them on plain wallpaper to match sidewall.




**CHINTZ ECHOES**, above. Trace a motif from the print used in your room to make a stencil and use it to decorate furniture, lampshades, etc.

## Color with decalcomania

**D**ECALCOMANIA is a relatively simple decorative process whereby pictures are transferred from card or paper onto the surface to be decorated. It is not possible to design your own decals, but there are numerous stock flowers, butterflies, fruits and so forth, from which you can devise all sorts of amusing arrangements. Cut the elements apart and pin up to get the effect; then mark arrangement. Dip the decal in warm water for fifteen seconds, take out and lay aside for a minute or so. Place near spot where design is to be and slide the design off the backing paper gently with face up into the place you have marked off for it. Smooth with a soft cloth and allow to dry. Another variety of decal is put on face down, and paper removed afterwards. So be sure to read directions with the decalcomanias you buy.



**BRIGHT RED ROSES**, above, for the plain frame of your dressing table mirror, lamps.



**KITCHEN CANISTERS**, above, bloom with perky potted geranium decals and garlands.


**DONALD DUCK & CO.**, right, prance on Sonny's table top—company for his mealtime.



**DECALCOMANIA BUTTERFLIES**, above, interspersed with rosebuds, for your coffee table.



**PAINT THE FLOOR**, above, of your guest closet, sprinkle with decal posies. Repeat over mirror.





# Salvage it with color

*Nothing is so drab, so shabby  
that color can't reclaim it*

PERCALE OR MUSLIN SHEETS worn down the center, right, can be cut apart and dyed for draperies. Edge with bullion cotton fringe.



OLD SOFT-WOOD FLOORS, above, dyed with hot Tintex, add color; this also covers up discolorations. Scour clean, apply dye with brush.

DON'T DESPAIR, right, of faded or yellowed fabric-covered shades. Brush, souse in sudsy water to clean, rinse, dip in tint, set on lamp to dry.



## Dye it

Select dye suited to fiber to be dyed; animal (wool, silk) vegetable (cotton, linen, rayon) or all-fiber dye.

1. For deep shades. Dissolve dye in boiling water, add mixture to enough cold water to cover object comfortably. Test sample for color first. Wash object clean. Boil, cool slowly with object in dye. Rinse in cold water.

2. For tinting. Dissolve dye in warm water, immerse article, rinse.

## Fix it

Fixing is usually a matter of using ingenuity. Here are a few quick practical tricks.

1. Mending tape. For a flat mend, often where sewing will pull out, try heat-activated tape. Put on with iron. It reinforces tear and launders perfectly.

2. If upholsterers are scarce and you are inept, slipcover worn faded seats or make temporary covers laced underneath.


3. Not only table tops but damaged dresser tops can have defects disguised with wall or book-binding papers. Protect with lacquer or glass.



DINGY CHAIR SEATS, above, can be revived by stretching new material over seat. Miter corners, use curved upholstery needle, stout waxed thread crisscrossed.



MEND SMALL TEARS or splits, left, in bed linen, draperies, shower curtains with Fabrit, synthetic resin mending tape which sets with warm iron.



SCARS OR RINGS, right, on your coffee table go under cover for the duration. Make a marbled paper top mounted with vegetable paste and lacquered, or loose under glass.



RENEWING CIRCULAR FLOUNCE, above. Cut a circle equal in diameter to top of shade plus twice its depth. Cut out center to fit top. Edge with ruffle, tack to top.



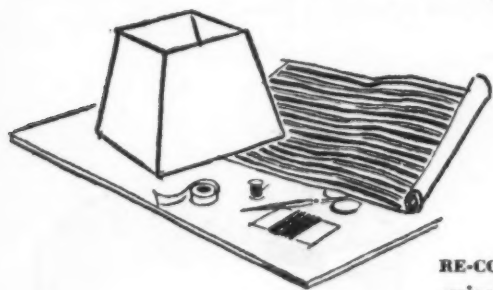
## Re-cover it

Lampshade frames are irreplaceable; it's worth your while to try recovering bedraggled shades.

1. Flounced boudoir shades. You can make them circular or gathered, ruffled or unruffled. Sew to top; seams should be covered with binding or trimming.

2. Freshen paper or parchment shades with casein paint, using care so brush strokes won't show.

3. Plain paper shades that have become soiled can be covered with a gay fabric stretched taut and glued on. Or wire frames can be completely recovered with new fabric.



REVIVE your parchment shade, above, with two coats of opaque casein paint either white or suitable color. Mend cracked edges with passepartout.

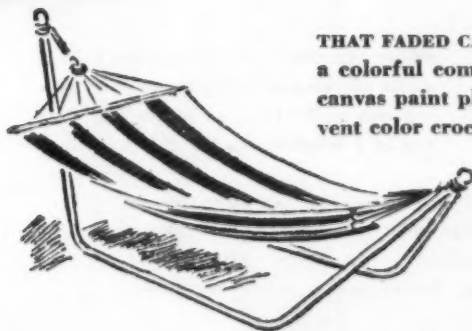
RE-COVERING TAILORED SHADES, left, requires some skill. Wrap all wires, pin fabric on taut, sew to wrapped wires. Cut lining, fold edges under and sew on; affix trim.

## Paint it

Paint, especially for awnings, garden furniture, hammocks, fiber rugs, is new. Its plastic base causes it to set in the sun or heat, retards mildew, leaves fabric pliable.

1. Use Setfast Canvas Paint for renewing color in faded awnings, fiber rugs, etc. With chairs, swings, hammocks and articles that come in contact with clothes, apply two coats of Setfast Overcoating also. Dry 15 to 20 minutes between coats. Set in direct sunlight for 24 hours.

2. Setfast comes in 8 colors. There is clear Setfast paint for new canvas to retard mildew. Both may be protected with Setfast Overcoating.



THAT FADED CANVAS HAMMOCK, left, stages a colorful comeback with a coat of plastic canvas paint plus clear overcoatings to prevent color crocking.

WEATHERBEATEN AWNINGS, below, get their faces lifted with canvas paint. Stripes can be done in contrasting color, lines kept straight with masking tape.



FIBER PORCH RUGS, left, are renewed with canvas paint. Put newspapers underneath and paint right on floor. You can stencil a pattern border on too.





# How to make a rented room livable

*Color—open sesame to cheer*




A GOOD RAND-MCNALLY rolls up to travel, takes the place of bare walls or the landlady's chromos. Bank plants around homely lamp base.



YOUR FAVORITE CHAIR and tea things make all the difference between camping out and "lady at home," if you are in a hotel room for the duration.



GAY PLAID VALANCES on drawstrings adjust to any size window, brighten standard net or voile. Slipcovered packing boxes make extra hassocks.



THAT APARTMENT HOTEL ROOM will blossom under treatment of a white or brightly hued cotton string scatter rug; a slipcover of gay, inexpensive chintz, your own bric-à-brac; in Summer, greens in fireplace.


AMERICA is on the move. Hundreds of thousands of people this year are not in their own homes, but are living in rented quarters ranging all the way from expensive, and often cut-and-dried, apartment hotels to rented rooms in army towns and defense centers. Everywhere people are facing the problem of what to do to make these temporary homes livable, attractive. The secret is to select only the things one really needs in order to feel at home and be comfortable and to store the rest for the duration. Fight your war against drabness with your sharpest weapon—color.



A LAMP TO READ BY is a must in any room called home. See that you have one even if it has to be by the bed and even if you have to bring it with you.




A SMALL, STURDY BOOKSHELF is easy to transport; with hinged shelf on top can serve as a dressing table or desk. Hollow hassock for storage and extra seat.



**ROOM FOR GUESTS' WRAPS** is always a problem in the average rented diggings. A simple rack of plyboard, over the door top provides space.



**AN ALL-PURPOSE BRIDGE TABLE** can be dressed up in a to-the-floor velveteen or corduroy cover with deep contrasting fringe. Put white or pastel tablecloth right over it.



**HIDE THE HORRORS**—wash basin, gas ring, et al., behind a screen made decorative with marbled wallpaper in smart design, or other découpage to suit your fancy.



**IF YOU ARE AN ARMY WIFE** you can make a basically livable room with things which will practically all go into the packing box (left) which serves as an extra table. Corduroy couch cover, draped to fit any and all

size daybeds, rolls back over bed-pillows bolster-fashion; corduroy pads cover box and trunk, and corduroy draperies too small for present window hang on walls. Officer's chair, and map mounted on linen fold up.

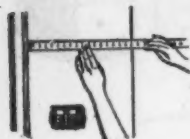


# Color with paper and paste

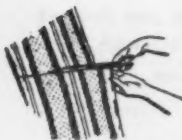
*This wallpaper is easy to put up*



1



2




3



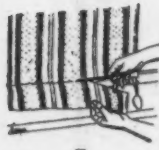
4



5



6



7



8

**W**ALLPAPER with the paste already on the back (called Trimz) is something new. Putting it up requires some skill, but is not beyond the amateur. You will need in the way of equipment: a yardstick, a pair of scissors and a razor blade, a cord tied to a weight, a tub for water, a sponge (1).


Prepare wall by dampening and scraping off old paper, sandpapering surface roughness, repairing cracks. Wash off calcimined walls and size with glue size. Treat new plaster with zinc sulphate solution (2 lbs. to gallon water), glue size later. Measure the height of wall from baseboard to ceiling, and its width (2) for number of wallpaper strips. Lay paper on floor (3), cut, allowing 4 inches beyond largest figure in pattern. Match pattern in cutting other strips.

Roll up cut strips one at a time and immerse in tub or sink, and re-roll strip under water (4). Drain roll by holding sideways.

In order to get first strip perfectly straight, hang weighted cord from tack exactly 17½ inches from door or window, to get plumb line. Paper is 18" wide, ½" selvage is cut off at window frame. Begin to apply at top, unroll about a foot and smooth (5). Continue to unroll and smooth out bubbles a foot at a time all the way down. Work around door (6).

Special type of paste on back makes it possible to slide paper around after it is on wall. Slide until straight with string-line before cutting edges.

Dent paper with scissors at baseboard (7), cut with razor blade. Do same around door and window trim. Second strip overlaps selvage of first. Smooth out remaining bubbles with sponge in sweeping motion (8).




**STRIPES ACROSS THE TABLE**, above. Paper one wall of your dinette. Use same paper on top of table. Cover with plate glass or clear lacquer.



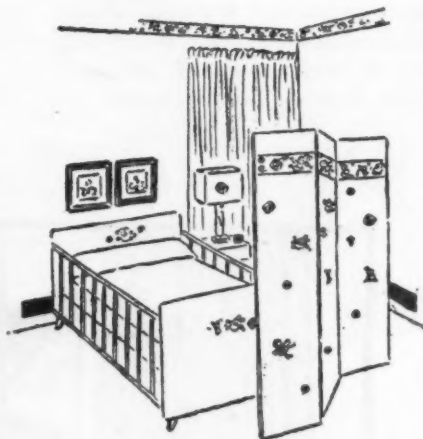
**BY LAND, SEA AND AIR**. Above, a wallpaper map panel with planes and ships on it, for a youngster's room or a study. Put it up yourself.




**LINE YOUR BUREAU DRAWERS**, above, with the rose-bedecked wallpaper that you have on walls. You can do it with leftover scraps.



**VINELEAF BORDER**, above, lends a dash of color to the hospital white of a bathroom. Trimz ready-pasted border; use on hamper, too.



**CUDDLY ANIMALS**, above, on a Trimz border, go round the nursery wall and screen. Cut figures out for bed, lamp, screen.



**CALICO ROSES**, above, greet you cheerily when you open the closet door; contrast with lacy-striped, ready-pasted wallpaper in room.



JERRY COOKE—PIX



## Raising livestock is child's play

It's easy to be a city farmer—see the next five pages →

# Steaks and chops for the raising

Livestock can be easily cared  
for in suburban areas\*—here are a few  
pointers on how to do it



CALF

A DAIRY farmer will be happy to sell a 3-day-old bull calf for from \$3 to \$10 this Spring. This calf can easily and with very little trouble be raised to be either veal or young beef. The farmer is willing to sell at this price only because he is concentrating on selling milk and can't spare either the milk or the time for raising meat. Don't worry too much about buying a particular breed as any one will fill your needs.

**Inside shelter** will be needed until the calf is about six weeks old. A small shed, the tool house or a stall built in a corner of the garage will make suitable housing. After six weeks the calf may be kept in the open. No set amount of pasture area is necessary nor need it be fenced as the calf may be staked out. Grass areas along the roadway, in fence corners or in the orchard may be used for this purpose. Move the calf regularly so grass is always available.

**Food requirements** for the first to third week are three to six quarts of milk mixed with a half pound of calf starter, twice daily; fourth week, two to four quarts of milk and one pound of calf starter, twice daily; fifth week, one to two quarts of milk and one and a half pounds of calf starter, twice daily. From the sixth week on the calf should be at pasture and will only require calf starter once a day. At this feeding it should be given all it will eat up to five pounds. The calf starter may be stopped after three months.

**Butchering** can be done at six to eight weeks if milk-fed veal is desired. However, for beef the calf should not be killed until early Winter. A calf three days old will weigh thirty-five to forty pounds and when butchered for veal should yield around eighty to 125 pounds; if grown until young beef size, from two hundred pounds. A local farmer or butcher will dress the meat for a share. If the butcher is used he can make arrangements for storing the meat. Save some for canning.

\*Be sure to check city zoning restrictions before buying livestock



LAMB

A LAMB can be purchased from a nearby farmer when three days old and up to three months old. The best age is when the lamb is old enough to eat grass and able to get along with two feedings of milk a day or none. However, if you want to bother with several feedings of milk a day you can easily raise one a few days old. Cost should be from \$10 to \$20, depending entirely on age and breed selected. Buy only good stock.

**Pasture and shelter** should present no great problem for one or two lambs. They will need some shelter at night and on poor days until they are two months old. After this time they can be left outside. A corner of the garage or a small outbuilding can easily be fixed to accommodate them. At least half an acre of grazing pasture will be needed. This area should be either fenced in or the lamb can be staked out and moved to a fresh grazing spot each day. It is essential that the grazing area be fresh tender grass, not overgrown and tough.

**Feeding the lamb** is not at all complicated. If possible, try to obtain a lamb that is old enough to wean. Then the only food it will require is grass. This it will easily gather for itself, providing it is turned into suitable pasture area. A lamb up to two months of age will require feedings of milk. At first it may be necessary to feed it from a bottle but it can quickly be taught to drink from a pail. One and a half to two quarts of milk will be needed daily. Milk may be cut down by feeding a mash mixed with water and milk.

**What to do with the meat** can be answered in several ways. A lamb purchased in early Spring will weigh from fifteen to thirty-five pounds. It should be butchered in late Fall and at that time the meat yield will be from 150 to 180 pounds. A local butcher will kill and dress the lamb at a set fee or a share of the meat. The meat can be canned or if there is a quick freeze and storage locker nearby this should be used. Local packing house may rent space.





**PIG**

**P**IGS are believed by many to be dirty animals but that is not true; given half a chance they are one of the cleanest of farm animals. And when kept clean there is never any odor from their pen. A small pig can be obtained from a farmer when it is weaned. At this time it will be from six to eight weeks old and should cost from \$8 to \$15. To be sure of one being available this Spring, it is a good idea to reserve it right away. Any of the farm breeds or crosses will do.

**A suitable pen** can easily be made for a pig. They require some sort of a small house which can be any unused building or shed on the property or a pre-fabricated pig house may be purchased from the Hodgson Company. A run at least 20' x 20' should also be provided. The fence for this enclosure need not be higher than 3'. If you have a fenced-in orchard or large plot the pig may be turned in there but should be confined in a smaller pen for fattening.

**Feeding** is the easiest thing in the world, as pigs will eat almost anything. All of the household scraps should be saved in a separate pail, cooking pans should be rinsed with water and emptied into this container and this mixture together with vegetable tops, overgrown or spoiled vegetables from the garden mixed with water, skim milk and pig mash make up the main food. A few weeks before butchering, corn or some other fattening grain should be fed twice a day.

**Butchering** is done in late Fall. The hams, shoulders, and bacon should be put in brine immediately and prepared for smoking, after which they are easily kept in a cool place. Side meat can be salted down. Feet, hocks and knuckles are good pickled, and sausage can be made from trimmings. Sausage may also be smoked, which simplifies storing it. Rest of the meat can be canned or put in storage. A weanling pig weighs about 10 pounds; when butchered in Fall should yield about 150 pounds of meat.




**CHICKEN**

**H**ERESY within the family circle or an exploding bomb in the prize tomato patch cause no greater consternation and commotion than the quiet statement of a confirmed gardener that he is going to keep a home flock of chickens. The gardener himself has probably never had more than eating acquaintance with chickens. It requires a stout heart to brave all the skeptical remarks thrown at his head. Family, friends and acquaintances can give more alibis for not keeping chickens than any neurotic ever gave her doctor. Yet chickens close at hand today mean subsistence, abundance and considerate hospitality; every ounce of food produced on the home grounds releases that much food for urgent use elsewhere or valuable freight cars needed for other shipping.

**Dual purpose breeds** by way of efficient breeding and careful scientific research are adapted to produce both eggs and meat with equanimity. The Plymouth and White Rocks, Wyandotte, Rhode Island Reds and Jersey Black Giants are probably the most popular breeds for the embryo poultryman to begin to work with in building up a home flock. Any of these breeds will give you greater returns for the feed and care which you shower on them.

**Cost of chicks.** Breeding and strains of breeds are what count. The original price of "any chicks" compared with the price of well-bred chicks is the only difference in cost in the entire life of a flock; a (Continued on page 78)



# Grow your own Vegetables

**G**ROW what you will, eat what you will, crisp and lush, tender and sweet as sugar, for that is the way of freshly picked vegetables. With some seeds and a hoe, a sunny patch and a few spare hours, you can produce your own vegetables this Summer—and no rationing for anyone.

You can raise baskets of tomatoes, pounds of string beans, bunches of carrots, and dozens of squashes. Nor is this all; seventeen different kinds of vegetables came out of our 40' x 40' garden last Summer, totaling 454 pounds of food, plus 228 ears of corn, 110 heads of lettuce, radishes galore, and parsley ad infinitum. All this in spite of a wind that never stops blowing, a drought, scores of active little cotton-tails romping through the rows and a hearty family of woodchucks living under the squash vine.

It took my husband eight hours to turn over our garden on Cape Cod, we both worked eight hours to plant it, and it took ten family hours to care for it. A family hour in our garden is something like this: I with my cohorts, Joan, 15, Bobby, 11, and Tim, 9, all descend upon the garden in a fury of enthusiasm and each with a tool. A weed hasn't a chance! Bobby cultivates the corn, Joan ties up the tomatoes,

*How a Victory Garden 40' by 40'  
produced \$79.80 worth of food  
by Jean Hershey*

I dust the squash with arsenate of lead and Tim hills up the beans. We spend a family hour every few days when necessary through the early Summer until the middle of July and then we relax and the rest of the Summer we only pick.

But the picking begins long before July. Radishes ripen early in June and peas come close behind. From then on last year we fed a family of six all Summer and through September. We gave quantities of stuff away, and still many jars of canned tomatoes and string beans stand on our kitchen shelves to tide us over till the new crop matures.

Our vegetable garden was born the middle of April, when a neighboring farmer delivered two loads of beautifully fragrant, well-rotted manure. (If you are a gardener, manure has a beautiful fragrance, otherwise it smells.) My husband spread the manure a few inches (Continued on page 61)



*The whole family  
helped make  
this garden a success*

# VICTORY GARDEN BALANCE SHEET

| EXPENDITURES |   |         | YIELD   |           |
|--------------|---|---------|---|-----------|
|              | SEED  |         | Parsley - indefinite amount   |           |
| ½ lb.        | Golden Bantam Corn  | \$.25   | Tomatoes  | 143½ lbs. |
| 1 lb.        | Early Delicious Peas                                      | .50     | Potatoes  | 54½ lbs.  |
| 1 lb.        | Dwarf Telephone Peas                                      | .45     | Scarlet runner beans  | 6½ lbs.   |
| 1 lb.        | Tender Green Bush Beans                                   | .70     | Carrots   | 27 lbs.   |
| ½ lb.        | Edible Podded Sugar Peas                                  | .30     | Green Beans   | 27 lbs.   |
| 1 pkg.       | Cocozelle Squash  | .10     | Wax beans   | 26½ lbs.  |
| 1 lb.        | Tender Pod Green Beans                                    | .35     | Beets   | 20 lbs.   |
| 1 lb.        | Rustproof Golden Wax Beans                                | .40     | Sugar podded peas   | 18½ lbs.  |
| 1 pkg.       | Big Boston Lettuce  | .10     | Squash  | 20 lbs.   |
| 1 pkg.       | Black Seeded Simpson Lettuce                              | .10     | Peas  | 38½ lbs.  |
| 3 oz.        | Beets - Good for All, Red Ball<br>and Crosby's Egyptian   | .60     | Spinach   | 2 lbs.    |
| 1 pkg.       | Sparkler Radishes   | .10     | Corn (ears)   | 228       |
| 3 pkgs.      | Carrots - Tender Sweet, Golden<br>Hart, Danvers Half Long | .30     | Lettuce (heads)   | 110       |
| 1 pkg.       | Early Golden Ball Carrots                                 | .10     | Radishes  | 30        |
| 1 oz.        | Spinach, Bloomsdale Reselected                            | .25     | Cucumbers   | 12        |
| 1 pkg.       | Scarlet Runner Beans                                      | .10     | <i>Cost of above vegetables<br/>at current market value \$79.80</i> |           |
| 1 pkg.       | Parsley   | .10     | <i>Total expenditure \$17.60</i>                                    |           |
| 1 pkg.       | Golden Ponderosa Tomatoes                                 | .25     | <i>Amount saved \$62.20</i>   |           |
| 1 pkg.       | Ponderosa Tomatoes  | .15     |   |           |
| 1 pkg.       | Earliana Tomatoes   | .10     |   |           |
| 1 pkg.       | Yellow Pear Tomatoes                                      | .10     |   |           |
| 1 pkg.       | Pomodora Tomatoes   | .25     |   |           |
| 1 pkg.       | Fordhook Cucumbers  | .10     |   |           |
| 5 lbs.       | Irish Cobbler Potatoes                                    | 1.00    |   |           |
| 1 pkg.       | Earliest Scarlet Button Radishes                          | .10     |   |           |
|              | TOTAL   | \$6.85  |   |           |
|              | <b>FERTILIZER &amp; INSECTICIDE</b>                       |         |   |           |
|              | Manure - 2 loads  | 8.00    |   |           |
|              | Plantfood - 2 bags  | 2.25    |   |           |
|              |   | .50     |   |           |
|              | TOTAL   | \$10.75 |   |           |
|              | <b>LABOR</b>  |         |   |           |
|              | To turn over garden and dig in<br>manure - one man        | 8 hrs.  |   |           |
|              | To plant seeds - two people                               | 8 hrs.  |   |           |
|              | To care for - one family                                  | 10 hrs. |   |           |



GOTTSCHO-SCHLEISNER



## A seasoning garden

This small garden is planted almost entirely with herbs. No attempt has been made to grow quantities of any one variety. A few plants of each herb have been used to assure a supply throughout the year of both fresh and dried seasonings. It is not necessary to plant a formal garden to raise herbs. They can be grown in the flower border or any corner of the yard where there is room. A list of easy-to-grow herbs and their uses will be found on page 95.

# A FINE KETTLE OF FISH

Jean Freeman reveals the gentle art of cooking fish  
so that even the lowly haddock  
becomes a tempting main dish

PLEASE approach your fish-dealer with an open mind these days, prepared to take what he can give you for that meatless meal. The war has affected the fishing industry, just as it has other vital sources of supply, so in spite of the fact that our rivers, lakes and coastal waters yield an almost incredible assortment of fish, you'll find the stocks smaller and less diversified than they used to be, and also far less tempting.

On occasion you'll even be confronted with fish, such as hake, haddock and whiting, for which you (in common with most people) have little appreciation. But be of good cheer, almost any fish can be made appetizing, provided you have imagination!

Don't think though that because fish is such simple food it's going to care for itself. Even the tiniest smelt requires pampering in order to give flavorsome results. True, you will have to resort to substitutes for the heavy cream and golden butter originally demanded by the gourmets, but even this isn't a matter for mourning.

A good platter of fish depends more upon ingenuity, and the magic of adroit seasoning, than it does upon the actual mediums used in its preparation. Vegetable fats, margarine, drippings and cooking oil are all able pinch-hitters for that precious butter which should be reserved for only the most special moments. And if even light cream becomes scarce, remember that evaporated milk is a staunch culinary ally.

## Some Elementary Rules

Fried fish requires deep sizzling fat in order to achieve a really tempting color. Don't discard that fat though, after the fish is cooked. Strain it through a fine sieve or a cheesecloth square into a clean glass container. Label it for identification, and use it for fish-fries again and again. After it has given its all, you can donate it to the salvage (glycerine you know) with a clear conscience.

And you've probably wondered time and again why your broiled fish seems to stick to the grill like a postage stamp. The answer is brief; it sticks in this troublesome manner because the grill hasn't been heated properly and oiled in advance.

And if your boiled fish turns out an insipid mess, don't blame the fish. No fish should ever be boiled. No matter in what liquid it is cooked—water, wine, milk or any

other infusion—in order to retain its original identity it should merely be steamed or gently poached. That is, the liquid should be brought to the boiling point and then kept well below it, so that the fish is cooked by a gradual penetration of heat. Fine flavor and delicate texture will be your reward.

Also, never poach a fish in plain salted water and expect good results. You can surely locate a bay leaf, some whole peppercorns, an onion and a bit of wine vinegar with which to season that water! For super-duper effects, however, I suggest the following Court Bouillon. Don't let the name scare you; it sounds fancier than it really is.

## Court Bouillon

For poaching any dry, firm-fleshed fish, such as salmon, halibut, bass, haddock, scrod, etc. The ingredients required for 2 quarts of liquid are:

- 1 quart dry American white wine
- 2 quarts cold water
- 2 medium sized onions peeled and sliced
- 2 medium sized carrots cut in rounds
- 8 whole peppercorns slightly bruised
- 2½ generous teaspoons salt
- 4 sprays green celery tops
- 6 sprigs fresh parsley
- 1 or 2 medium large bay leaves
- 1 sprig of thyme or its equivalent in dried thyme leaves (I put these last into a little cheesecloth bag.)

Bring all this to a boil, then reduce the flame and allow it to simmer for 30 minutes. After sponging your fish or fish slices, place them in a fish kettle (the removable tray in this utensil is of valuable assistance in draining without breakage or disaster) and cover with the Court Bouillon. Bring to a boil very slowly, then turn the flame as low as possible, and for a 4-pound fish or piece of fish allow gentle cooking for from 30 to 40 minutes, or until the flesh no longer adheres to the center bone. Drain (that's where the tray comes in); dress the fish upon a snowy white napkin, spread on a hot platter; garnish simply with lemon slices and parsley, and serve with your favorite appropriate sauce. (Continued on page 74)





# Choose Sterling to

**W**HATEVER changes the future may bring, the sterling silver pattern you select as a bride is usually a life-time companion. Choose it together, with love and thoughtfulness; wherever you go it's a tie with the past and a promise of the future you dream about.

Most manufacturers are now making place settings of six or nine basic pieces so that this year's bride may enjoy her birthright of fine sterling. After the war, possibly even sooner, you can add more pieces.

The patterns we show are so varied that there's something for every taste. Each manufacturer is making other patterns too, though not so many as formerly, so you can be sure of finding one that is exactly suited to the sort of people you are and the sort of life you plan to lead together after the war is won.



**Restrained elaboration** is the outstanding feature of Alvin's "Chateau Rose" pattern above. Its deep carving, with roses and baroque scrolls, harmonizes perfectly with many china patterns which employ the same motifs.

A pattern like this which is so well-covered scarcely needs a monogram; but if you decide to have it marked we suggest a single initial in a baroque style.



**Pure 18th Century** is the "English Gadroon" pattern by Gorham above. Scrolls, and the suggestion of a fleur-de-lys at the end, make a pleasing break in the gadroon border. It is an easy pattern to match to china.

Here the area for marking is almost round and naturally suggests, by its shape, the type of interlacing, curved monogram which is most in keeping with the pattern.




**Simple and beautiful lines** make "Fiddle Thread", by Frank W. Smith, perfectly at home in either a Provincial or a Modern setting. It calls for a perfectly plain monogram.

Some people avoid a plain pattern because it shows scratches. Don't worry about this. It's the little scratches that come with normal use that give it the much-desired "butler's finish" which is found in fine old silver.



# to Cherish for a Lifetime



Almost architectural in feeling is Wallace's "Georgian Colonial" pattern, above, suggesting the delicate strength of 18th Century cabinet work. Its simplicity, however, makes it suitable with either 18th Century or Modern china and glass.

The monogram might be either severe or curved, depending upon your taste. In addition to the pieces shown, Wallace is also making a dinner knife and fork and a large table spoon.

Roses and scrolls, beloved of the late Georgian period, adorn the border of this graceful pattern; "Georgian Rose" by Reed & Barton. This again is a design which harmonizes beautifully with many fine china patterns.

The long, narrow marking surface here suggests either a single, curving initial or perhaps three which interlace, one above the other, repeating the scrolled edges.


PHOTOS BY MULLER-KING



The future you dream about—  
your home after the war is won

Delicate and feminine is Lunt's "Modern Victorian" pattern, above, edged with tiny roses and scrolls. It would be equally pleasing either with elaborate china or with a simplified modern version of this type of dinnerware.

It lends itself admirably to being marked with a finely-etched, interlacing monogram in the Victorian style, probably oval in shape to fit the space provided.



## When Ann spends the night

Confidences shared at bedtime are the most fun; your teen-age daughter will dote on this gay room with an extra bed for her best friends. The Provincial beds, bright with Waverly chintz, are by Tomlinson, as are the hanging shelf for her animal figurines, the chairs, mirror, table, chest and lamps. All-wool Faribo blankets, Macy. Bedside rug by Deltox, accessories, at Altman; wallpaper, Bassett & Vollum. More about this room, on page 88.

# Planning rooms for young people

BY the time your children have reached their teens their characters are fairly well "set". Of course some psychologists believe that this process is completed by the age of six. Up to this age, however, appreciation of interior decoration is not marked. This is not to say that infants' rooms shouldn't be pretty and colorful. But, in the nature of things, the decorating of rooms for small children is more a satisfaction for their mama than an expression of their own likes and dislikes.

After the age of six, personalities develop at a great rate and once the child reaches teen age he is apt to have a pretty good idea of the sort of room he wants and is entitled to a share in its planning. Let him participate actively. The boy who actually mixes the paint and applies it is less apt to amuse himself by throwing darts at it afterward. The girl who sews her own bedspread may refrain from flopping down on it with muddy feet.

Adolescence seems to have two effects on children. Either they become moody, dreamy, withdrawn from the rest of the family, or they are almost intolerably obstreperous. Sometimes they alternate bewilderingly so that one never knows whether one is addressing the Lily Maid of Astolat, engrossed in her secret sorrow, or a member of the up-and-coming generation who knows all the answers and is determined to give them.

DECORATING can do its share in ironing out these ups and downs. If you will turn to Professor Laird's color article on page 29 you will find valuable hints for creating a stimulating room for the too-introspective, or a soothing one for the over-active. For example, take the room at the top of page 58 with its oyster white and olive green scheme. It would be excellent for a highly excitable boy. The girl's room at the bottom of the page opposite, with its clear blue and white with red roses would wake up a listless girl.

A "room of my own" means far more than four walls, unshared. It means a haven for dreaming, a workshop for activities, a place to entertain as well as a room for sleeping.

Of course, there are certain basic pieces: bed, bedside table, chest, desk and desk chair, and an easy chair. In addition you may want a bookcase and perhaps a dressing table if your child is a girl. Try to choose pieces which are not juvenile so that the room may grow with the child.

Homework is always with us, and that means "projects". Therefore desks should either be large enough for these, or an extra table (it can be a bridge table that lives in the closet when not in use) should be provided. Otherwise your child simply takes to the floor and spills glue on the rug.

The fabrics might as well be washable, for growing girls and boys can bring an astounding amount of dirt into the house with them. Look for firm weaves in bedspreads; loose textures catch on clothing and shoes and say what you will,



THE BOOKWORM

clothing and shoes with a child inside will be on the bedspread a good part of the time. This goes for upholstery or slipcover fabrics too.

Peaceful to have around the house, but maddening in his own special way, is the bookworm. Of course you've provided a comfortable chair with a good light falling over the occupant's left shoulder. It's disconcerting, therefore, to come in and find your offspring face down on bed or floor. Nothing can be done about this, however, so you'd better have excellent reading lights on *both* sides of the bed and a floor lamp with a long extension cord. You'd also better be prepared to see that the lamp is used.


With the ball-of-fire of both sexes you at least know where you are. You're holding your head and wondering if the house is built strongly enough to stand it. Keep furniture for this type to an absolute minimum, avoiding sharp corners and breakables of all sorts.

The dreamer, head in the clouds and feet on the bed, would be happy almost anywhere if you'll only let him alone, yet even he may surprise you with suggestions as to how he wants his room to be.

The tomboy can sometimes be lured into taking an interest in her appearance by the judicious introduction of a few feminine touches. Go slowly, here—subtlety does it.

If your son's hobby is electric trains which he and his father pore over by the hour, and which you trip over when you enter his room in the dark, try getting them to build a narrow shelf all around the room for the tracks to run on. When it comes to doors the shelf can be hinged so that it folds back.

For the boy who likes to work with his hands a large workbench is the ticket. Get a man's size and cut off the legs if necessary. This serves not only as a place for the building of model planes but as a work area for school projects and for study. With a hanging shelf for books nearby it's a substitute for a desk. For boys, especially, it's often a good plan to subordinate the bedroom to the study aspect. Get a studio couch and hide the chest of drawers in the closet if there's room. Above all, let whatever you get be good of its kind. It is during these formative years that you can unobtrusively lay a solid foundation of good taste which will last a lifetime.



THE MECHANIC



THE CRAFTSMAN

# Ivory towers for teen agers

Have you a budding architect for a son? Here's a room for the young dreamer

THE would-be draftsman will be inspired by the room illustrated at right. Do the walls in a soft olive green, with oyster white trim and a deep green rug on the floor. Curtains of overscaled plaid in olive green and white.

"Pakto" furniture, designed by Dan Cooper, made by Drexel, is demountable, versatile, telescopic. The young owner will endorse for use as a desk or drawing board the chest with adjustable leaf which forms one end of the bed.

The tall chest builds up from the bottom drawers-on-legs and can be added to, drawer by drawer, as needed. Chair, foreground, is Mr. Cooper's version of the camp chair.



Ruffles and ribbons, crisp chintz and pretty niches to display treasures

DELIGHT her with a gay, young room and make it practical as well as pretty. The room shown at the left has pink walls, white ceiling and woodwork, a green rug.

White painted brackets and pots of growing plants make a charming pattern on the chimney breast. Two matching chests of drawers flank the fireplace opening. Above them are niches with shelves for her collection of treasures.

The furniture here, by Statton, in soft cherry finish, was chosen because its design is such that she will never outgrow it. The chair with ottoman, by Selig, is covered in crisp ivy chintz. Bedspread and bolster case are of starched muslin.

**A blue ribbon bedroom in sturdy oak for a pair of "gentlemen riders"**

**S**TURDY oak sets the pace and they're off to a good start. The walls of the room illustrated at the right are planks of pecky cypress that have been whitewashed. The floor is stained to the color of old saddle leather.

The brilliant plaid rug in tones of deep brown, terra cotta and beige sets the color scheme. Rugged chests of drawers are placed side by side on one wall, leaving the room clear for activities.

The beds are thoroughly masculine in design without being massive and are sturdily built to withstand rough-housing. Like the furniture they are finished in a light oak from the British Oak group by the Jamestown Lounge Co. The lamp on the bedside table is made from an old hitching post.



**This room eyes the future—  
it won't be outgrown as its  
owners grow up**

**P**LANNED for today and for the years to come is the room at the left. The furniture, in a new sophisticated, maple finish treatment by Cushman, is young but not strictly "little girl" and can grow up with its owners.

Clear cerulean blue walls, blue and white striped wallpaper in the alcove and a deep blue rug form a cool background for the maple furniture. Printed chintz, white with pink roses and green leaves is used as a curtain valance and matches the full gathered bed ruffles. Bedspread and ruffled pillow are of white quilted chintz.

The little shelf will hold a girl's treasures now; later, books. A desk gets good light in the window where later a petticoated dressing table could stand.

# April Gardener's Calendar

## In Middle West, Middle Atlantic, Central, N. Central and New England states: work begins in earnest



Manure placed about shrubs last Fall as a Winter mulch should be dug into the soil at the plants' roots. Don't dig too deeply or the roots will be harmed. At the same time work in a top dressing of a balanced plantfood.

The rose bed can be uncovered this month. Hybrid teas should be cut back to about 5". Hybrid perpetuals and polyanthas are pruned to 2'. Of course all dead wood in any of these kinds should be removed. Ramblers which were wintered on the ground can be uncovered and tied to their trellises or supports.

All Winter coverings should be removed from bulb and perennial beds by the middle of the month. This removal should be a gradual process so the plants will have a chance to harden off before all of the covering is removed.

Sweet peas, if they haven't already gone into the ground, should be sown right away. Make a trench 18" deep, cover the bottom with manure and then 2" of soil. Sow the seeds and cover 1". Fill the trench about the plants as they grow.

Soil in the Victory garden should be worked by now. As a matter of fact, peas should be planted the early part of this month. Seeds of carrots, radishes and lettuce can also go in. But if you haven't started a vegetable garden it's still not too late. If you have the room, and if you don't take over a community plot or a neighborhood vacant lot, grow vegetables this year and plan to grow enough so there will be a surplus to can for Winter.

Go over all shrubs and remove any of the wood that has winter-killed. If there are some branches about which you are in doubt it's better to wait until shrub has leafed out to make sure they really are dead.

## In South Atlantic states: it's time to sow annuals in the open



Prepare a section of the flower garden to be used as a seed bed for starting annual plants. The soil should be dug to at least 18" and then finely pulverized. The seeds can be sown in rows and allowed to grow until they are large enough to be moved to their permanent spots.

Be sure to include nicotiana in the seed order. It grows particularly well in this section. It is wonderfully fragrant and blooms

all Summer. Reseeds for next year too.

For a vivid spot of color in shady spots in the garden don't overlook caladiums. They are best started in 5" pots in a rich loam. Keep on the dry side until the first leaves appear and then plunge pot and all into the soil in the garden. They like plenty of moisture from this time on. A weekly feeding of manure water will make larger, more vividly-colored flowers.

Both Lima and string beans can be planted in the Victory garden now. Plants of tomatoes, cabbage, cauliflower, peppers and the like can also be set out now that there is no danger of their being set back by cold nights.

## In the Great Lakes section: it's really time to get down to earth



In the coldframe and greenhouse all the plants that are started will need to be watched carefully. Proper watering, ventilation and insect control are important to make strong plants for setting out in the garden. Seeds of fast growing annuals such as zinnias and marigolds should be started now.

Activity in the Victory garden depends entirely on the weather this Spring. If the frost is out of the ground the first batch of peas, lettuce, radishes, carrots, kale, Swiss chard and spinach can be sown.

Salt the asparagus bed early this month to keep down the weed crop and then give it a top dressing of manure to force growth.

Towards the end of the month make a first planting of gladiolus for early bloom.

## In California: look to your lawn and cut out weeds to prevent spreading



Keep pinching back carnation cuttings which you have potted up to encourage the growth of bushy plants. They'll be ready to set out in the garden the early part of May.

Transplant the tiny annual seedlings which are growing in flats. The best soil is one made light with a mixture of leafmold and sand. Make another sowing of zinnias.

If you are planting rose bushes, start them in a well-worked soil to which manure has been added. Be sure to pack the soil well about the roots. Prune them back to about 5".

To insure good Summer growth of camellias, azaleas and rhododendrons give them a top dressing of peat moss and cottonseed meal. These plants should have a shady position where some sun filters

through. They are worth going to any trouble for as no plants are more colorful.

## In South Central states: put spraying operations in force in the rose bed



Divide and reset chrysanthemums. Lift the entire clump, shake off soil so all roots are exposed and then remove each sprout from around the main root to make a new plant. The center part or old root should be discarded or placed in a corner of the cutting garden. Replant each of the divisions as quickly as possible.

Cactus which seem to be able to get along with little or no water most of the year require more moisture at this time. This is their growing season and the time they set buds.

A regular dusting of sulphur to control mildew and a nicotine or pyrethrum spray to kill aphids should be put on the rose bed. It is a good idea to make a habit of this and continue it regularly through the Summer.

Dahlia seed should be sown in the open ground. The dwarf single varieties are colorful and easy to grow. They'll bloom in June and July and after they've finished can be lifted. The bulbs which they have made can be stored for next year.

Keep weeds under control in the Victory garden. The only way to do this is not to allow them to get started. Always remember it is easier to take them out when they are small.

Divide and reset maidenhair fern and then work plantfood into soil about them.

## In the Northwest: don't rush the season by planting out annuals too early



Prune out and destroy any diseased branches on prostrate junipers and spray the bushes at 2 week intervals with Bordeaux mixture. This blight turns the branches brown and quickly spreads if it is not got under control.

Make root cuttings of perennials. Take pieces of roots 2" long and plant them in flats. Place lengthwise and cover with 1/2" of soil. Never allow the soil to dry out or the cuttings will not take root.

Seeds of half-hardy annuals can be sown in the open this month. These, however, are the only ones that should go in. Zinnias and the like are best planted later when the weather is more certain.

*Cornus stolonifera* and *Cornus alba* should be cut back to 1' from the ground. This forces new shoots which are the ones which will be most colorful next Winter.

## GROW YOUR OWN VEGETABLES

(Continued from page 50)

thick, then forked it into the garden. Turn over any average garden soil, plant vegetable seeds and you will have some produce, but fertilize the earth and your yield will be ten-fold. The better the land and the more plant food you use, within reason, the greater your harvest. Sturdy well-fed plants attract far fewer bugs and seldom succumb to diseases.

### Indian custom

It was an old Indian custom to put a fish in each hill of corn, and with herring ever in the offering each Spring—we use them as fertilizer. We plant our vegetable seeds in beds of compost and fish. The opportunity to use fish as fertilizer comes as a little extra bonus to those who garden on the sea shore. But fish fertilizer is not at all essential to growing quantities of vegetables—manure will do just as well.

After enriching the soil in the beginning, it's a good idea to feed all the young plants with a plant food every week or ten days during the early part of the Summer. Plant food comes by the bagful. We scattered it along the rows and among the hills and worked it in.

We dig each row deeper than necessary for seeds and lay our herring end to end (manure will do just as well), two inches of compost go on top of the fish and then a bit of dirt directly beneath the seeds. The young plants soon

stretch their tender roots down through the compost into the nourishing area of the gently decaying fish (or manure). Into each hill of squash and corn we dig a couple of heaping shovelfuls of compost and same amount of manure.

I would not like to garden without compost. In one year our compost pile produces about 20 wheelbarrow loads of rich black organic matter. The compost pile consists of a long trough-shaped area on the ground with three casual compartments. It is bounded on one side by a bank and on the other by some planks which separate it from the vegetable garden. Here every bit of Summer vegetable greens, corn husks, potato peels, weed clippings, and even coffee grounds are cast. Everything goes in a pile at one end, is turned over twice in a year and thus progresses along the trough till it reaches the other end as rich, black, friable matter, ready to return to the garden to renew and replenish the soil. We do not water our compost because the hose will not reach. We do nothing to it. The hot sun beats down on it by day and the heavy dew hovers over it at night and everything in it decomposes in one year.

Peas are one of the first vegetables to plant in the Spring. Sow the seeds as soon as you turn the soil in March or April. Young peas need something to trail up, and with wire scarce, brush

(Continued on next page)

the Look of *Extravagance*  
the Service of **THRIFT**



Table appointments courtesy of B. Altman & Co.

Fine lace has long been considered a luxury. But Quaker lace dinner cloths, with designs as delicate as magnified snowflakes, are fashioned for family use. Unusually soil-resistant—spots can be sponged off without leaving water marks—when necessary, these lovely, practical cloths may be easily washed in tub or machine.

See the many patterns at your favorite store from \$6.00 to \$22.00 (72" x 90"), slightly higher west of Denver. Other sizes for every table. Napkins, scarfs and doilies to match. To see the pattern illustrated ask for No. 3130\*.


\*U.S. Des. Pat. No. 1,301,172

**QUAKER DINNER CLOTHS** Quaker Lace Company  
330 Fifth Ave., N. Y.

Made in America by Americans

MAKERS OF QUAKER NET CURTAINS AND QUAKER HOSIERY

Guaranteed by Good Housekeeping



## A Cinderella Room

~ Every Woman's Wish

To make her doubly enchanting! Can't you just see this charming Provincial set of native fruitwood in the rich, new-mellow cherry finish, striping of Regency Amber accenting graceful serpentine lines. And that custom touch of a gaily upholstered headboard—the joy of a many-drawer vanity table—whole garden of flowers on your easy chair! . . . A Tomlinson Cinderella Room for the young at heart.

The bed 4'6", headboard upholstered in your own fabric \$56; with wood panel headboard \$60, size 3'3", headboard in your fabric \$51, with wood panel \$50. The bureau \$72; mirror \$21.50; bedside or occasional table \$35; vanity table \$79.50; the trumeau mirror \$21.50; and vanity seat \$20.30.

Write for the new CINDERELLA ROOM book in color (enclosing 10¢ to cover mailing), and name of your nearest fine store carrying FURNITURE by TOMLINSON.



When you own FURNITURE by TOMLINSON you have, without exception, the choicest that can be found in design, mellow finish, cabinet woods, and sound construction, all at moderate price.



Charming, many-drawer vanity table

**TOMLINSON of HIGH POINT**  
385 Madison Avenue, New York

# Imperial Tables

KEEP UP THE  
AMERICAN WAY  
OF LIVING



**Imperial Console Card Tables**—charming, practical, versatile—are particularly appropriate and useful for wartime living. Used as a console, their decorative smartness gives your home the inspiration of cheerful good taste. Used for playing cards or other games, their convenience and beauty help make a gracious occasion of friendly evenings at home. Used for informal dining, their practicality in saving time and effort is especially appreciated when you do your own work—graciously confirming your hospitality. The fine, enduring quality of Imperial craftsmanship confirms the wise judgment of your investment.



You will find many inspiring ideas to make your home more cheerful, comfortable, and livable in Imperial's new booklet, "How to Use TABLES to Revitalize Your Home"—sent for 10 cents (coin). Please address Department H-4.



**IMPERIAL FURNITURE COMPANY**  
GRAND RAPIDS, MICHIGAN

## GROW YOUR OWN VEGETABLES

(Continued from page 61)

from the woods does just as well. Plant the seeds in rows of two 3-inch wide trenches six inches apart. Place the brush between each pair of trenches.

At the same time you sow the peas, plant parsley. It's slow to germinate, but don't give up for it comes eventually.

Later in April sow beets, carrots and spinach. Don't put the seeds in a narrow drill but scatter them liberally in a four-inch wide trench or even a six-inch trench on a mattress of compost with manure beneath. Thin the beets and eat the young tops, pull the tiny carrots for soup or salad and you will still have a wide strip of both left to mature. Planted in this manner instead of in a narrow drill, the yield will be far greater.

### Voracious rabbits

On account of our rabbits and woodchucks we have to sow more seeds of everything than the instructions say. Then we are as well fed as the local fauna. We also plant every row closer than the book says. These are emergency years and the garden must produce to capacity. With plenty of organic matter added annually, the land can take it.

All the rest of the vegetables can go in the first week in May. Sow string beans then and every couple of weeks up to August 1st. Both the gold and the green beans are delicious and now string beans no longer have strings.

If you have a sunny bit of space at the side of a barn or fence, let scarlet runner beans climb there. Gorgeous tomato-colored, sweet-pea-like flowers appear early in June and by July you'll be eating large broad green beans which taste a bit different from the regular sorts but are equally appetizing. Radishes ripen in a little over three weeks from the day you sow seed.

Potatoes dug fresh just before dinner are different from those you buy. The early varieties will mature the middle of August and you can leave them in the ground the rest of the season and just dig them as you need them. Arsenate of lead tied in a piece of cheesecloth and shaken among the leaves will coat them with a dust that keeps the invading potato bugs at bay.

### Kinds of lettuce

There are two kinds of lettuce that will definitely head up in your garden—White Boston and Simpson. Black-seeded Simpson is ruffled and curled but does not head. Lettuce when young makes delicious spinach with a delicate and delightful flavor. When old, it is still good but has a definite tang. So if a great number of heads ripen at once, boil them about fifteen minutes and try them for dinner sometime. We plant lettuce directly in the garden and thin the seedlings when they are about a month old. We started with 175 heads last year and the rabbits and woodchucks ate 65.

There is a trick that we have discovered about lettuce. Instead of pulling the heads up, cut those that ripen

(Continued on page 91)



## ORLOFF ATTAR OF PETALS

from the  
Old Apothecary Toiletries Shop

Glamour and practicality are blended in these lovely preparations whose exquisite quality and flower-fresh fragrance will enchant you. The rich emollient CREAM, compounded from old apothecary formulae, whisks away grime, leaves your skin soft and smooth, ready for make-up. The DUSTING POWDER is a sweet-scented cloud that adds a luxury touch to your bath. Later, the charming hand-painted apothecary jars will grace your home, where they'll be as useful as they are beautiful.

### Choose "Attar of Petals" for Easter Giving

In LARGE JARS: Dusting Powder \$2.50; Bubble Bath \$2.50; Flower Potpourri \$3.50; Cream \$3.75 . . . In MORTAR-AND-PESTLE JARS: Cream \$1.25; Flower Potpourri \$1.25 . . . In BOTTLE-TYPE JARS: Talcum (shaker top) \$1.00; Cologne \$1.25; Cream Cologne \$1.25; Toilet Water \$1.50; Cream Toilet Water \$1.50; Triple Extract \$2.00; Bath Essence \$2.50 . . . In BOXES: Sachet Potpourri, 2 for \$1.75; Toilet Soap, 3 cakes for \$1.00. Plus 10% Federal Tax.


Buy them at your favorite store or order directly from us and ask for FREE 8-page booklet illustrating home-decoration after-uses of these charming apothecary jars.

JEAN VIVAUDOU CO., Inc., 10 W. 33rd St., N.Y.C.





**ANGOSTURA**  
 Dr. Siegert's  
**BITTERS**  
 A TONIC APPETIZER  
 "GOOD FOR THE STOMACH"



**RULE ONE for cocktails...  
 USE ENOUGH**

- ★ **AMAZING** how it makes an **OLD FASHIONED** sing
- ★ **My great aunt in Charlestown** used it in **SPICE CAKE**
- ★ **POSITIVELY RIPPING** in **SCRAMBLED EGGS**, you know
- ★ It's a **SPARK PLUG** for the **APPETITE**
- ★ **Funny** what happens to **A MANHATTAN** when you leave it out
- ★ **TRY** it "your day" when you're **MOANIN' LOW**
- ★ **GRANDMA** used to call it a **STOMACHIC**
- ★ **IT'S TOPS** for morning after **JITTERS**
- ★ **FOR VICTORY**—Buy U. S. War **Bonds and Stamps**

## TURNS WITH

Reputation-building tricks for the home K.P.'s  
and the new, rationed, first-time-at-it cooks

WITH your priceless Sadie off to make plane parts and no available pearl to replace her, back to the kitchen is the watchword. Maybe you swing a full-time war job, too; maybe you merely cope with saving rationing points and fats. No matter what, you want to make the cooking minutes count, you begrudge the time to fuss even with guests at hand. Have then up your sleeve, when needed, a basic trick or two that can make a common dish a thing apart—like the five shown here.

Learn to use wines, our excellent native ones, not only as a part of the menu but in contriving its mainstay dishes—see for yourself what a dash of burgundy or claret can do for baked beans; how chicken sauced with a dry white wine improves. Learn to point up flavors with contrast—such as that ice-cold beer served with hot, flaky, oyster pie; the dibble of fragrant liqueur to sophisticate a Trifle, Casseroles, Bazar Francais, Hammacher, Linens, Saks-Fifth, America House. Wine bucket, Alice H. Marks. Salad bowl, Jensen.

## How to make distinctive and delicious drinks with de Kuypers CORDIALS

For generations past, people here and abroad have known and loved these fine cordials as ideal after-dinner liqueurs. Today, they are equally famous for making delicious mixed drinks, a few of which are shown and described here. De Kuypers Cordials have been made in America for the past nine years identically as in Holland by Dutch experts carefully trained by the de Kuypers family.



### Creme de Menthe

60 PROOF

**FRAPPE:** Fill frappe glass with shaved or crushed ice, pour in de Kuypers Creme de Menthe.

**STINGER:** 1/3 de Kuypers Creme de Menthe (white), 2/3 brandy. Shake with ice, strain.

**LONG GREEN:** Fill Tom Collins glass with cracked ice, pour in 1 1/2 oz. de Kuypers Creme de Menthe. Fill with soda.

### Apricot Liqueur

74 PROOF

**APRI-COOLER:** 1 1/4 oz. de Kuypers Apricot Liqueur, in a 10-oz. glass, juice of 1/2 lemon. Stir with ice. Fill with club soda.

**PARADISE:** 1/3 gin, 2/3 de Kuypers Apricot Liqueur. Shake well with ice, strain.

**NATIONALE:** 1/2 rum, 1/4 de Kuypers Apricot Liqueur, 1/4 pineapple juice. Shake well with ice, strain, decorate with pineapple stick and cherry.



### Creme de Cacao

60 PROOF

**COMMODORE:** 1/3 de Kuypers Creme de Cacao, 1/3 rye or bourbon whiskey, 1/3 lemon juice, 1/2 teaspoon grenadine. Shake well with ice, strain, serve in champagne glass.

**ALEXANDER:** 1/4 de Kuypers Creme de Cacao, 1/2 gin, 1/2 sweet cream. Shake well with ice, strain.

**ANGEL'S TIP:** Fill a liqueur glass 2/3 full with de Kuypers Creme de Cacao, add a little sweet cream, pour slowly onto a spoon, float the cream.

There are twelve delicious varieties of de Kuypers cordials at all good dealers.

Send for free interesting de Kuypers recipe booklet. Write National Distillers Products Corp., Dept. HB3, P. O. Box 12, Wall Street Station, New York City.



### Beans baked in red wine

New England standby, cross-country delight are baked beans, non-prioritized if you bake your own. Double their zest, dress them up for Sunday night sharing by baking in red wine, with bacon, herbs, and a clove-spiced onion. Do them in individual bean pots, plan an extra casseroleful for future use. Serve with red wine.



### Beer with oyster-hominy pie

Tins and quick-frozen foods work mainly now for Government so few oysters will travel. But if you live near the shore, make this a specialty: cooked hominy and oysters scalloped with dabs of butter (if you can get it) or margarine and a little milk as a deep-dish pie. To set it off: ice-cold draughts of National Premium beer.

# A CORKSCREW



### Liqueur-flavored Trifle

Good basic dessert for the duration is Trifle—because it's amenable to changes, affluent-looking yet thrifty. Stale cake for its framework, fresh, in-season fruits for filling, thin custard sauce atop. Whipped (evaporated milk) cream, nuts are optional. For a lift, flavor it with liqueurs—de Kuyper's Delecta, Blackberry or Peach.



### Chicken in white wine

A good trick-up-the-sleeve for guests when you are the chef. Half-sauté the chicken atop the stove; brown a pound or so of tiny potato balls; add tender baby carrots, minced shallots, parsley and pop it all into a casserole to finish in oven. Heat glass or two of white wine and meat stock in skillet, add to casserole before serving.



### Kidney stew and red wine

Veal or lamb kidneys are best for this and a robust wine. Allow two or three kidneys per person, skin, split them in half and trim. Sprinkle with a dab of flour, minced clove of garlic, parsley, and stir thoroughly. Add half a glass of wine for each person; season; cover and cook till tender. Serve with the same red wine.

drawn by the sun . . .  
 out of the earth . . .  
 out of the vine . . .  
 out of the grape . . .  
 bursting with liquid sunshine . . .  
 comes America's finest . . .

# CRESTA

the crest of quality since 1890

# BLANCA

California red, white, and sweet . . .

# WINES



*"bottle ripe"*



Schenley  
 PRODUCT

Tune in! Schenley's "Cresta Blanca Wine Carnival" with Morton Gould's orchestra. See your paper for time and station each week. Cresta Blanca Wine Co. Inc. Livermore, California

★ make your dollars fight . . . buy war bonds and stamps!



Left: Regal  
Right: Empress

## One Day There'll Be Dirilyte Again

The fashion of setting the table with golden-hued Dirilyte was growing fast before Pearl Harbor. Now, while we're making war goods, there's no Dirilyte, but one day we'll be making it again. And then that fashion will grow even faster.

People are quick to see the possibilities of this brilliant, colorful flatware and hollow-ware. It lights up the table like sunshine. It is ideal with gold-decorated china and crystal. Brides love to use it every day, for although it's so luxurious-looking, it's scratch-resistant, very hard, and solid metal — there's nothing to wear off. Many families enjoy owning Dirilyte as an extra service, too — it's so moderate in price, yet so gay and glamorous.

Now's a good time to learn about Dirilyte. Write for our booklet, plan your future purchases, and earmark your Bonds for them!

AMERICAN ART ALLOYS INC.  
KOKOMO, INDIANA

## RAISING RABBITS FOR FOOD

Three rabbits will produce 150 pounds of meat  
with a minimum of care and time

EVERY home, even if yard space is limited, can be easily equipped for raising a few rabbits. The meat is similar in flavor to chicken, is all white in color when cooked and has the same protein content as any other lean meat.

### Housing

A suitable pen, like the one at the bottom of the page, can be easily constructed against one wall on the inside of the garage. This arrangement is for two does (females) and one buck (male) and three growing pens to accommodate the young rabbits from the time they are weaned until they are ready for eating. This unit is designed to accommodate the proper number of rabbits for a family of five who wish to supplement their meat ration with home grown foods. There will also be times when a few may be sold in the neighborhood to offset the price of food.

The side wall of the garage forms the back wall of this pen. The floors, sides and top are solid, the front of each pen is a separate wire door which opens out to provide access to the pens. Each grown rabbit must have a separate pen and these pens should be 3' wide, 2' high and 4' deep.

The two pens in which the does are kept should have a removable nest box 2' by 18" by 18", with a round hole large enough for the rabbit to pass easily in and out. This hole should be 4" above the floor to prevent the young rabbits from crawling out too early.

The growing pens have the same height and depth as the other three pens but they are 5' long. Each of the pens should be equipped with a heavy feed and water dish which can be purchased at your feed or hardware store.

### General care

The floor of the pen should be covered with clean straw or shavings. Many people have the impression that rabbits are dirty. Quite the contrary, they are really very clean and if the pens are cleaned regularly once each week there will never be an odor from the pens. The easiest way to clean the pens is to scrape the floor with a small hoe. The manure should be saved and used on the garden as it is an excellent fertilizer. Store it in the open but protect it from the rain which washes out the valuable chemicals.

Rabbit feed can be either barley, oats or wheat for grain and either clover

or alfalfa hay. They should be fed once each day. One to one and one-half cups of grain should prove sufficient for each rabbit and enough hay should be given to last 10 to 12 hours. Along with this feeding, dried bread, carrots and greens, with the exception of cabbage, can be given two or three times a week. Fresh water should be given daily and a small lump of salt should be kept in each pen. Special small salt cakes equipped with a wire to fasten them to the pen can be found at the feed store.

### Breeding

The best plan, when you have two does, is to breed the first doe and when her litter is three weeks old breed the second doe. This produces young rabbits at different times and keeps up a regular supply.

As soon as the oldest rabbits are taken away from the mother, which is when they are seven to eight weeks old, they should be placed in one of the growing pens. As soon as the second litter is ready to wean, they should go into another of the pens. Newly-weaned rabbits should always go in a pen by themselves, older ones may be caged together until 6 months old.


As soon as the young have been taken from the doe, she should be bred again and will produce another litter in 31 days. This means that each doe should produce four litters a year.

Well grown young rabbits are large enough to eat at about two months. Each litter should average six to eight young, so two does should average 150 pounds of live meat each year, allowing for probable mortality before and after they are weaned.

The best breeds for meat production are New Zealand Reds, Flemish Giants and Chinchillas. Grown stock of these breeds cost from \$2 to \$4 each. It is a good idea not to go in for white rabbits—not because the meat is any different, but they're very pretty and you're apt to make pets of them instead of turning them into food.

### Dressing

If you are planning to save the hides, the rabbits should be killed by a firm blow on the back of the neck, otherwise they may be butchered by removing the head with a sharp axe. Hang them by the hind legs and remove the pelt. Then dress and chill twenty-four hours before cooking.



APRIL, 1943

## HOW TO RAISE PIGEONS

Twelve birds, a small pen and very little care  
will produce 72 squabs

THE family with a small plot of land where conditions are not favorable for raising chickens will find it practical to raise squabs (young pigeons just about ready to leave the nest) for the home table. There is almost no work to raising them, as the grown birds take all care of the young. All you have to do is feed and water them each day, which requires but a few minutes.

### Housing

Equipment and housing present no problems. A corner of the garage can be enclosed as shown below with 2" chicken wire making a pen 4' wide by 8' long and 8' high. This enclosure should be situated to include a window so that there is access to an outside wire enclosure. However if this can't be arranged, a small opening may be cut through the wall of the garage.

The outside flight pen can be the same size as the inside pen. The latter should be equipped with two nest boxes for each grown pair of pigeons. Orange crates turned on their sides and placed one on top of the other against the end wall make ideal nests, or similar nests may be constructed of wood. They should be about 12" square.

These nests should be equipped with a wooden bowl to supply a nesting nook for the pigeons or they can be left plain. If the bowls are used, it is simpler to clean out the nests after the young have been raised. A 4" board should be placed parallel to the bottom of each box to provide a lighting place for the pigeons when entering or leaving the nests. This support should be held firmly in place.

The pen should also have several 6" boards placed against the garage wall to provide a lighting place for the birds. Shelves of this same kind should also be in the outside pen.

### General care

The floor of the inside cage can be covered with sand to a depth of about 2". This makes it possible to rake over the floor when it is soiled. If sand is used for the floor covering, broken tobacco stems or clean straw should be supplied for building nests.

As an alternative, shavings or peat moss may be used as a floor covering. It is not necessary to clean the pen more than once every two or three months.

The nest boxes, however, should be cleaned after each batch of young has

been removed. Empty the nest, clean it well and then place a sprinkling of tobacco dust on the bottom of the bowl or the floor of the box if no bowl is used for the nest.

### Feeding

Food consists of regular pigeon mixture, which can be found in any feed store. This food should be given each morning and again in late afternoon. Give only the amount the pigeons will clean up in 15 minutes. This is usually about  $\frac{1}{4}$  to  $\frac{1}{2}$  cup for each pair of pigeons. A mineral mixture should be kept in a hopper before the pigeons at all times. There should also be fresh water in clean containers in both the inside and outside pens.

### Breeding

Pigeons build their own nests and lay two eggs which hatch in 17 days. The young are cared for entirely by the parents and are ready for the table in about 26 days or just as soon as they have fully feathered under the wings.


They should be killed at this time, for if they leave the nest the meat will soon toughen. Two nests for each pair are necessary as the female pigeon usually lays again before the young are old enough to leave the first nest. The care of the young still in the nest then falls entirely to the male.

The best breeds are Giant Homer, Carneaux and White King as they have been bred for size and ability to produce squabs. It's a good idea to keep a record of each pair. If they don't produce at least 10 squabs a year they should be replaced. A new pair can be purchased or some of the young may be allowed to mature. Keep nothing but mated pairs in the pen as odd birds will interfere with the nesting of the other pigeons.

A suitable home flock would be six pairs. The original cost for these breeders would be from \$2 to \$3 a pair. Each pair will produce from 12 to 14 squabs a year which would supply at least 72 squabs weighing about 1 lb. each.

### Dressing

The squabs are killed either by sticking or by removing the heads. The feathers should be removed immediately and it may be done more easily if the birds are plucked dry rather than scalded. They should be cleaned the same as chickens and cooled for twenty-four hours before cooking.



# MARLBORO


*America's Luxury Cigarette*



VERY engaging in her club-work clothes! Her blouse and slacks are smart wool jersey. Her Cigarettes distinguished MARLBOROS... infinitely better, for an infinitesimal difference in price!

IVORY TIPS—PLAIN ENDS—BEAUTY TIPS (red).

# NO OTHER MATTRESS IS LIKE IT NO OTHER MATTRESS



## CAN BE LIKE IT!

**A FIVE FOOT BATT OF SELECTED VIRGIN COTTON  
COMPRESSED INTO A "GIANT PILLOW FOR YOUR BODY"**

### Sealy Holds the Magic of Transformation

from a giant five foot batt of live, pure staple cotton into a buoyant Sealy "Air-Woven" Tuftless mattress. All the fleecy resilience of virgin cotton is retained in the Sealy Tuftless—making it luxuriously soft to conform to the body, yet firm enough to give proper support. "Air-Woven" comfort filling is found *only* in the Sealy Tuftless—which others have tried to imitate without success—for Sealy alone has perfected through more than 60 years of experience the way to make "The Giant Pillow for Your Body".



### EXPERTS SELECT RIGHT TYPE OF COTTON

Only in certain districts of Texas is it possible to produce the springy, pure-staple cotton necessary for the Sealy Tuftless. Ordinary cotton does not have the special resilience and strength demanded for the exclusive Sealy "Air-Woven" process. This careful selection of cotton by Sealy experts is a highly important factor in bringing to you the revitalizing and long-lasting comfort of the Sealy Tuftless mattress.



### THREE GENERATIONS OF TESTIMONY

Many an owner has slept on the same Sealy Tuftless for over 30 years—as proved by letters we have on file from all over the United States. Buying the Sealy Tuftless has become a family tradition. The experiences of the countless thousands who have purchased this truly fine mattress justify the worldwide prestige of Sealy. All these experiences of satisfied owners assure that you are getting the outstanding comfort value when you buy this same Sealy Tuftless mattress today.

*Sleeping on a Sealy is like  
sleeping on a cloud*

SINCE 1881



**"AIR-WOVEN"  
TUFTLESS MATTRESS**  
MADE BY THE MAKERS OF SEALYREST

SEALY INC. • 666 LAKE SHORE DRIVE • CHICAGO

## GROW THESE BLUE FLOWERS

Dorothy Hammar tells of the variations  
in the borage family and how to use them

To bring blue into the garden is to tie the sky into your color scheme and coax Heaven along with it to keep it company. For blue is joyous, but it is practical too as it serves to harmonize other, more garish colors. Its soft tones add mystery and distance to small garden plots. It is the plant world's highest achievement in color value and insect attraction. And that's why borages are blue.

Also borages are furred, from the mousy forgetmenot through soft-hairy Cynoglossums to the almost ferocious sticky-prickles of *Borago officinalis* and the Dropmore anchasas. Exceptions to this rule are a few of the Mertensias or Lungworts, namely the smooth-leaved *M. sibirica* and the glabrous *M. virginica*, also known as the Virginian cowslip or bluebell.

### Easy to grow

Another borage characteristic which makes them necessary to the gardener is the virility with which they spring to life from seed, slip or cutting. Contrariwise, they one and all sulk if they are moved once those hairlike roots are established. So it is well that the gardener make up his mind where borages are to go and leave them there.

Cuttings of heliotrope, especially, should be set out as soon as rooted; other borages which arrive from the nursery in pots can be shock-proofed by cracking the pot and setting the root ball unbroken into its permanent position. And as for seedlings, these should be transplanted as soon as the second leaf appears and not left in the flat or seed pan to bush up and collect rootlets for possible bruising.

Starting with the Borago or true borage, from which the family takes its name, you will have to depend on the birds bringing it into the garden as seedsmen are unanimous in omitting it. In our garden the common borage, *B. officinalis*, reappears through the years, seeding in pathways and other plaguey places. Each Spring we painstakingly move it to the top of the rock garden so that we shall not miss the full beauty of the downcast flowers which are bluer than Alaskan lakes. Borage must be kept moist for fresh bloom, and the center spray plucked out will cause it to bush strongly.

### Flowering period

The plants come up about March, flower through April and May, then disappear. There is no use X-ing the spot for next year as they seed to please themselves and will mock you with a hairy chuckle. Those reddish bristles are harsh only to the eye; to the touch they are kitteny and the exerted black stamens make you think a bee has taken up a permanent residence.

Anchasas, being slightly less hairy, are more sophisticated in appearance and also habit. These come annual, biennial and perennial, and their value to the garden is their profuse bloom and long season.

*Anchusa italica* Dropmore bears flowers of the shade called gentian; the

stems and buds are rosy with a soft silvery pubescence over all. Also the stamens are sweetly protected by a back-brush of purple and gray fur. It is said to stand half shade but in our garden where Summers are cool due to ocean breezes, the Dropmore and its sub-varieties require full sun if they are to continue growing. *A. myosotidiflora*, with smaller flowers and heart-shaped leaves, really will stand half shade. This last has its burst of glory during May, then the Dropmores take up the blue banner till late Fall.

### Hybridists' triumph

Cynoglossum, meaning hound's tongue, referring to the shape of the leaves, is a still softer link between the bristling borage and the less hairy forgetmenot. The species as produced by nature was straggly, small-flowered and coarse-leaved, but the hybridist took it over to produce Firmament, with eighteen inches of burningly-blue flowers which continue to glow all Summer long. Heavenly Blue forms round clumps of brilliant forgetmenot-like flowers from early Summer to Fall.

Then there is *C. amabile* blue, better known as the Chinese forgetmenot, bearing deep blue flowers with slightly lighter centers. It is unthinkable to get through the Summer without this one. *C. amabile* pink is also good, resembling strawberry ice cream with the red seeds removed. Both these are grand for cutting. They are annuals and in my garden do not reseed themselves, as the Summer fogs damp off the pollen. All these flowers stand well above the foliage so that none of the color is lost.

### Sweet-scented heliotrope

Heliotrope is the only sweet-breathed member of the borage family. Also heliotrope lends that little dash of lavender rather delightful in a family otherwise so predominantly blue. All the heliotropes are lavender-cast, even those labelled blue in the nursery, but there are countless variations of this tone, from off-white through delicate lavender and violet to darkest purple, in which last case even the leaves and stems are dark to midnight. The white heliotrope is called Madame de Blonay; the pale lavender is Chieftain in most lists; a violet-blue with white eye is Mme. Bruant; a slightly darker is Queen of Violets and the darkest purple (both leaf and flower) goes variously as Black King and Black Beauty.

It is considered that the palest heliotropes are sweetest-scented and least hardy, running the gamut to the darkest which emits almost no fragrance but will stand the most cold. My experience is that all possess the typical heliotrope scent, hot, sweet and dusty, except the very darkest which is merely dusty. The garden varieties are derived chiefly from two species native to our own side of the world, *H. peruvianum*, said to be vanilla-scented, and *H. corymbosum* (also from Peru) described as narcissus-scented. Dr. Goodspeed, botanizing through the Andes, takes note of their presence with the words,

(Continued on page 77)

# New Kind of Paint

makes old, faded canvas  
look smart again...and last longer



FOR BEACH UMBRELLAS



FOR CABANAS



FOR BOAT SAILS



FOR CAR TOPS

Are your Awnings so faded and shabby you hate to put them up? Do they look as if they might not last even another season? (That would be a calamity, with canvas as scarce and costly as it is today!) And, do you have beach chairs and umbrellas that are no longer bright and attractive? Or canvas porch furniture that looks dull and drab — or was the wrong color to begin with? ★ Then, why not *renew* them with SETFAST CANVAS PAINT! This remarkable new product lends new beauty, and adds greatly to the life of any canvas product. Setfast Canvas Paint works wonders on Awnings, Beach Umbrellas, Cabanas, Boat Canvas and Convertible Auto Tops. When finished with the new Setfast OVERCOATING, Setfast Canvas Paint is also ideal for freshening Beach Chairs, Gliders and Settees, Leggings and Canvas Shoes, etc. Use Setfast too, for renewing old, faded Fiber or Grass Rugs . . . and to darken Window Shades for the "dimout". Setfast Canvas Paint will not stiffen fabric and will not crack . . . is sun resistant . . . water repellent . . . retards rot and mil-

dew. It's easy to apply (brush or spray it on) . . . covers well and dries quickly. Setfast Canvas Paint comes in a wide range of colors. And by mixing, you can get any shade or tone you desire. ★ Remember, CANVAS, like RUBBER and METAL, is *vital* to America's War Effort. *Save what you have* — with the help of this timely and dependable canvas paint. ★ Get Setfast Canvas Paint, now, at your nearest Department Store, Hardware Store or Paint Dealers!

**SETFAST COLORS:** Light Green, Dark Green, Red, Bright Red, Blue, Burgundy, Brown, Orange, Yellow, Tan, Black, White.

**SETFAST CLEAR:** For use on new or unpainted canvas, to make it water repellent and mildew resistant.


**SETFAST OVERCOATING:** To be applied over SETFAST COLORS when used on Canvas Furniture, Fiber Rugs, and Wearables.

**Retail Prices: COLORS and OVERCOATING:** Half Pt. 50¢; Pt. 85¢; Qt. \$1.40; Gal. \$5.00. **CLEAR:** Qt. 96¢; Gal. \$3.50 (Slightly Higher West of the Rockies.)

**WILL NOT CRACK • DOES NOT STIFFEN CANVAS • SUN RESISTANT  
WATER REPELLENT • RETARDS ROT AND MILDEW**

**ARIDYE CORPORATION, FAIR LAWN, N. J.**

*A Subsidiary of Interchemical Corporation*



FOR GLIDERS



FOR FIBER OR GRASS RUGS



FOR CANVAS SHOES



FOR LEGGINGS



# Setfast

## CANVAS PAINT

FORMERLY SETFAST  
AWNING PAINT



SETFAST, Dept. B-43, Fair Lawn, N. J.

Send Folder Showing Color Range and Actual Setfast-Painted Sample.

Name .....

Address .....

My Dealer's Name .....

# The Rug of Tomorrow



ROOM STYLED BY DOROTHY DRAPER, INC.



Write today for your copy of the new 1943 edition of "Tomorrow's Rugs for Homes of Today". It shows the complete color line of the Tex-Tred, Sof-Tred, Hearhtone and Rippletone textures in sixteen decorator planned color schemes of rug, drapery and upholstery fabrics and wall color.

## —AND YOU CAN BUY IT TODAY!

New wonders in decoration will await the post-war homemaker. Time worn prejudices will make way for individual expression. Color, texture and design will be functional as well as inspirational. The high styled modern rugs by Amsterdam Textiles are a foretaste of what you may expect in your floor coverings of tomorrow. Already leading interior designers are choosing them for their newest and smartest room schemes—both traditional and modern—for town and country. For your home of tomorrow, you can buy, and enjoy, these lovely Amsterdam Rugs — *today!*

**AMSTERDAM TEXTILES • AMSTERDAM, NEW YORK**

GEO. E. MALLINSON IMPORTING CO., INC. • 295 FIFTH AVENUE, N. Y., SOLE SELLING AGENTS  
LOS ANGELES • BOSTON • CHICAGO



**the one and only!**



Maybe you can't afford to buy the Mona Lisa, but you can afford to buy the one and only Vermouth by Dubonnet.\* It makes cocktails you will mix with assurance in your home. drink with pride at your bar.

**VERMOUTH**

by **Dubonnet**



\*Made with a know-how that's world-famous. Product of the U. S. A., prepared and bottled by Dubonnet Corp., Lodi, Cal.  
Tune in! "Alec Templeton Time"  
10:30-10:35 p.m. (e.w.t.) Blue Network,  
Monday, Wednesday, Friday.

**PENNSYLVANIA  
POTTERY**

(Continued from page 22)

Both the brothers sign their pieces, and a year or so ago original-minded Isaac launched a custom that both he and Thomas have continued ever since. Besides their signatures, they jot down some remark about the weather on the bottom of their wares. So, on a decorated pie plate, one of those deep-centered vessels that bake pies far crisper and more juicy and delicious than the ones in glass or tin, you'll find a legend something on this order, "Made by I. S. Stahl, Aug. 14, 1941. The weather 8.30 A. M. clear and cool." Or, on a Turk's head "sponge dish", "Made by Thomas Stahl. The 19 day of September, 1940. Clear and warm." And people love it, and insist on having it on everything they buy.

But that's not all. As Isaac shapes his fancy pieces and applies his varicolored glazes, bits of wisdom and philosophy run singing through his head. They come to him sometimes, in English, other times in Pennsylvania Dutch, and often in High German, so he scratches them just as they come.

"If we love peace, we can live in ease. If we hate peace—well for example, look beyond the seas", is one of his more patriotic efforts.

In spelling, as in pottery making, Isaac is a rugged individualist. His Pennsylvania Dutch and German don't bear copying, but here's the way some of his verses sound—

"Man, be wise, be moderate. Don't drink too much and stay sensible", "He who doesn't love his God and wife, won't have any rest in eternity".

**Isaac, the nonconformist**

When decoration is the subject of discussion, once again Isaac has his own pet theories that he follows with single-minded zeal. While Thomas sticks to old designs and decorations used by ancient masters of the craft, Isaac blithely fabricates his own adornments. "I don't like duplication!" he insists with stubborn honesty. "When I've gone on, I want some of my own ideas to stay behind!" So, with simple joy in unrestrained creation, he applies his glazes and his pie crust edgings.

"A potter's got to be a chemist, too," he tells you, as his steady fingers effortlessly coax and guide the clay. "You've got to know just what you're doing. And you won't learn pottery like this in school today—commercial stuff is all they know or care about!"

To both the Stahls the word "commercial" is anathema. They don't like taking orders for their wares, and they prefer that buyers come directly to the pottery and carry home their purchases at once. Occasionally they weaken, though, and some especially favored visitor, of the hundreds who travel up the stony road that leads to their retreat, is graciously allowed to leave an order for a fancy piece of *sgraffito*.

They make no promises, however, and if a year, or two, or three go by before the order's filled, well, that's the orderer's hard luck and certainly not theirs! They offered no encouragement to start with.

# LENOX CHINA

In your plans for the future, include a service in Lenox China. Start your service now with the "Mr. and Mrs. Plan." The finest materials and skilled craftsmanship make Lenox China a wise and economical investment in design, beauty, quality and durability.

**★ ★ BUY WAR BONDS FIRST ★ ★**

Send ten cents for "Fine China." Learn the difference between fine china and earthenware and what that difference means to you in the selection of your service.

**LENOX INCORPORATED, Trenton, N. J.**

Belvidere Pattern. Ask your Lenox dealer about the Lenox "Mr. and Mrs. Plan"

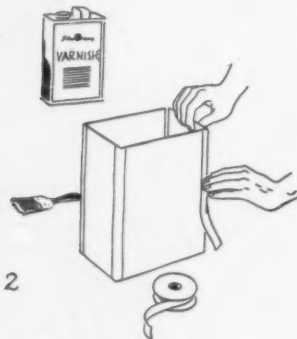
# ANYONE CAN MAKE POTTERY

Directions for making the vase shown on page 18, using a special new clay and glaze

THE basic materials needed for this new type of easy-to-make pottery are a special clay and sheets of mosaic glaze. The clay comes in the form of a gray-white powder which is mixed with a chemical solution and powdered color. The mosaic glaze comes in sheets about 16" square in solid color or mottled effects. It is a brittle sheet on a fibre backing and gives the effect of a delicate crackle-glaze finish.



To make the handsome green-glazed flower vase in the background of the illustration on page 18, cut four rectangles of cardboard to the outside dimensions of the vase which you want to make. Coat these with varnish and fix them together with adhesive tape along three of the four corners (2).



Lay this mold out flat and cut sheets of mosaic glaze to fit. Smear the mold with vaseline (to keep the glaze sheets in place) and lay the sheets on it, shiny face down (3).



Mix with the chemical solution to the consistency of soft dough. Once it has been mixed with the liquid, the clay must be used up within three hours or it will harden and spoil.

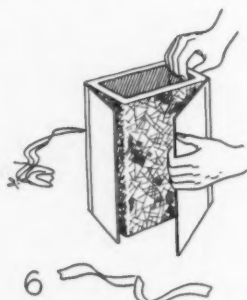
Now dampen the fuzzy side of the glaze sheets and butter with a thin layer of clay followed immediately by a slightly thicker layer smoothed off with an old knife to a uniform thickness of about 1/2" (4).



When this coating is complete, the mold must be folded up and the open corner taped together. Handle with care at this stage. The mold should be strengthened by tying with string.



It is then laid down over the top of a tile made of the clay alone to fit the inside dimensions of the vase and form its base (5). Reach down inside and smooth off all joints.



Now set the whole construction aside in a sheltered corner of the room, away from radiators or sunny windows. Leave to dry for 24 hours. The clay will then be set and mold may be removed.

Smooth off all irregularities with fine sandpaper. If it is necessary to patch any cracks or holes mix up a small amount of clay and use as directed on the package.

The final touch is a coat of liquid glaze which will make your vase waterproof and protect its surface. For special effects you might try colored glazes.

All the materials described here, together with descriptive handbooks, are obtainable at the Universal School of Handcrafts, New York City.

# THE Jean Foster GROUP OF PURITAN FABRICS

now featured by these leading stores:

- |                            |                                 |                             |                                     |
|----------------------------|---------------------------------|-----------------------------|-------------------------------------|
| Akron, Ohio.....           | The M. O'Neill Co.              | Mexico, Mo.....             | A. O. Adams Co.                     |
| Albany, New York.....      | John G. Myers Co.               | Middletown, Conn.....       | James H. Bunn Co.                   |
| Cincinnati, Ohio.....      | Sprigg Holzworth                | Middletown, Ohio.....       | The John Ross Store                 |
| Annapolis, Md.....         | The Parsons Co.                 | Minneapolis, Minn.....      | The Dayton Co.                      |
| Ashland, Kentucky.....     | C. H. Parsons Co.               | Mobile, Alabama.....        | Adam Glass Co.                      |
| Ashland, Ohio.....         | The Home Co.                    | Monmouth, Ill.....          | E. B. Colwell Co.                   |
| Ashtabula, Ohio.....       | Carlisle-Allen Co.              | Morgantown, W. Va.....      | S. M. Whiteside & Co.               |
| Athens, Ohio.....          | The Zenner Store                | Morrisville, N. J.....      | The Modern Store                    |
| Attleboro, Mass.....       | Hodge & Rich... Fine's          | Mt. Sterling, Ky.....       | Tristram & Rudin Co.                |
| Augusta, Georgia.....      | D. W. Adams Co.                 | Mt. Vernon, Ohio.....       | The Rudin Co.                       |
| Augusta, Maine.....        | Lietz & Grometer Inc.           | Muscatine, Iowa.....        | The Batterson Store                 |
| Aurora, Illinois.....      | The May Co.                     | New Albany, Ind.....        | S. W. Newburger & Co.               |
| Baltimore, Md.....         | E. M. Payne Co., Inc.           | Newark, N. J.....           | Kresge Department Store             |
| Beckley, W. Va.....        | George Esplin                   | Newark, Ohio.....           | The John J. Carroll Store           |
| Bellefontaine, Ohio.....   | Schwen-McAllister Co.           | New Bedford, Mass.....      | The Chas. F. Wing Co.               |
| Berwyn, Ill.....           | The Howland D. G. Co.           | New Britain, Conn.....      | Davidson & Leventhal                |
| Binghamton, N. York.....   | The Fair Co.                    | New Castle, Penn.....       | Haney Furniture Co.                 |
| Birmingham, Alabama.....   | Burger-Phillips Co.             | New Haven, Conn.....        | Textile Outlets Inc.                |
| Bloomington, Ind.....      | Bredon & Co.                    | Newport, R. I.....          | The Wm. Leys Dry Goods Co.          |
| Boone, Iowa.....           | Rickenberg Co., Inc.            | Newport News, Va.....       | Broadway Dept. Store                |
| Bradenton, Florida.....    | Montgomery-Roberts Co.          | New Rochelle, N. Y.....     | Howard R. Ware Corp.                |
| Brattleboro, Vt.....       | Houghton-Simonds                | New York City, N. Y.....    | John Wanamaker                      |
| Bridgeport, Conn.....      | The Howland D. G. Co.           | Norfolk, Va.....            | R. W. Lavinger & Co.                |
| Brockton, Mass.....        | Conroy's                        | Norwalk, Conn.....          | Tristram-Fuller Inc.                |
| Bucyrus, Ohio.....         | The Baumel Store                | Norwalk, Ohio.....          | The B. C. Taber Co.                 |
| Burlington, Iowa.....      | Wyman & Rand Co.                | Norwood, Mass.....          | Baker's                             |
| Burlington, Vt.....        | Lawrence & LeClair              | Oak Park, Ill.....          | Wm. Y. Gilmore & Sons               |
| Cambridge, Ohio.....       | Victor H. Rose                  | Omaha, Neb.....             | Thomas Kilpatrick & Co.             |
| Canton, Ohio.....          | The Thurin Carpet & Rug Co.     | Oneonta, N. Y.....          | Oneonta Department Store            |
| Cape Cod, Mass.....        | Buttner Co.                     | Oriando, Florida.....       | R. P. Dickson-Ives Co.              |
| Cape Girardeau, Mo.....    | Rust & Martin                   | Oshkosh, Wis.....           | The Henderson-Hoyt Co.              |
| Champaign, Ill.....        | C. B. Prentiss & Co.            | Pasadena, Cal.....          | The Broadway-Pasadena               |
| Charleston, S. C.....      | Coyle & Richardson, Inc.        | Pasadena, N. J.....         | J. Abbott & Son Inc.                |
| Charleston, W. Va.....     | Marshall Field & Co.            | Paterson, N. J.....         | Meyer Bros.                         |
| Chicago, Ill.....          | The W. M. Norvell Co.           | Pawtucket, R. I.....        | David Harig Co.                     |
| Chillicothe, Ohio.....     | The McAlpine Co.                | Pensacola, Fla.....         | Bon Marche                          |
| Cincinnati, Ohio.....      | Houghton-Simonds                | Petersburg, Va.....         | Rucker-Rosenstock, Inc.             |
| Clarksburg, W. Va.....     | Watts-Sator Lear Co.            | Philadelphia, Pa.....       | John Wanamaker                      |
| Clarksdale, Miss.....      | Powers & Co.                    | Piqua, Ohio.....            | Geo. Benkert & Co.                  |
| Cleveland, Ohio.....       | The May Co.                     | Pittsfield, Mass.....       | England Bros.                       |
| Columbus, Ohio.....        | The Corbett-Matthews Co.        | Plainfield, N. J.....       | Chain Upholstery Shop               |
| Conneaut, Ohio.....        | The A. W. Pelton Co.            | Plattsburg, N. Y.....       | Sharron's Inc.                      |
| Corning, New York.....     | Hamel's Des. Furnishers         | Plymouth, Mass.....         | Buttner Co.                         |
| Crawfordsville, Ind.....   | The Emporium                    | Pt. Huron, Mich.....        | J. B. Sperry Co.                    |
| Dallas, Texas.....         | The Hub Pushin Co., Inc.        | Portland, Oregon.....       | Mier & Frank Co.                    |
| Danville, Va.....          | Clements-Chism & Parker Inc.    | Portsmouth, Ohio.....       | The Bragdon Dry Goods               |
| Dayton, Ohio.....          | The Elder & Johnston Co.        | Providence, R. I.....       | The Outlet Co.                      |
| Delaware, Ohio.....        | The Blair-Kelley Co.            | Quincy, Fla.....            | J. S. Shaw Co.                      |
| Denver, Colo.....          | Daniels & Fisher Stores Co.     | Raleigh, N. C.....          | Boylan Pearce Inc.                  |
| Des Moines, Iowa.....      | Davidson Co.                    | Red Bank, N. J.....         | Jacob Yanko                         |
| Des Plaines, Ill.....      | Lee Dry Goods Co.               | Richmond, Ind.....          | The Geo. H. Knollenberg Co.         |
| Dixon, Ill.....            | Melotts Furniture Co.           | Richmond, Va.....           | R. P. Oeters & Sons                 |
| Duluth, Minn.....          | Enger & Olson                   | Rochester, Minn.....        | E. A. Knowlton Co.                  |
| East Liverpool, Ohio.....  | D. M. Ogilvie & Co.             | Rutland, Vt.....            | Economy Department Store            |
| Eau Claire, Wis.....       | William Samuelson D. G. Co.     | Saginaw, Mich.....          | Wm. C. Wiechmann Co.                |
| El Dorado, Ark.....        | El Dorado House, Inc.           | St. Joseph, Mich.....       | Rimes & Hildebrand                  |
| Elizabeth, N. J.....       | R. J. Goerke Co.                | St. Louis, Mo.....          | Lammert Furniture Co.               |
| Elyria, Ohio.....          | The C. H. Merthe & Co.          | St. Paul, Minn.....         | The Golden Rule                     |
| Eric, Pa.....              | Trask Prescott & Richardson Co. | St. Petersburg, Fla.....    | The Willson Chase Co.               |
| Evansville, Ind.....       | The Curtain Shop                | Salem, Mass.....            | Almy, Bigelow & Washburn Inc.       |
| Fall River, Mass.....      | R. A. McWhirr Co.               | Salem, Ohio.....            | Wm. S. Arbaugh                      |
| Fitchburg, Mass.....       | Kidder & Davis Co.              | Salisbury, Md.....          | R. E. Powell & Co., Inc.            |
| Flushing, L. I., N. Y..... | J. Wigod                        | Salisbury, N. C.....        | Dave Destrreicher                   |
| Ft. Dodge, Iowa.....       | Munkholm Drapery Shop           | San Antonio, Texas.....     | Wolff & Marx Co.                    |
| Ft. Meyer, Florida.....    | Robb & Stucky Co.               | San Francisco, Cal.....     | W. & J. Stryker Inc.                |
| Ft. Pierce, Florida.....   | Rubin Bros.                     | Sanford, Florida.....       | The Vowell Co.                      |
| Ft. Smith, Ark.....        | Boston Store Dry Goods Co.      | Saratoga Springs, N. Y..... | E. D. Starbuck & Co., Inc.          |
| Ft. Worth, Texas.....      | The Fair                        | Savannah, Georgia.....      | Daniel Hogan Inc.                   |
| Franklin, Pa.....          | J. T. Campbell & Son            | Schenectady, N. Y.....      | The Carl Co.                        |
| Frederick, Md.....         | The Parsons Co.                 | Seranton, Pa.....           | Matthews Paint Store                |
| Freeport, Ill.....         | Curtain & Drapery Shop          | Sharon, Pa.....             | The Sharon Store                    |
| Gary, Ind.....             | H. Gordon & Sons                | Sidney, Ohio.....           | F. W. Uhlman                        |
| Glen Elyn, Ill.....        | McAllister-Wallas Co.           | Sioux City, Iowa.....       | Greve Carlson Drapery Shop          |
| Green Bay, Wis.....        | Schauer & Schumacher            | Southampton, N. Y.....      | E. A. & H. Hildreth                 |
| Greenfield, Mass.....      | John Wilson Co.                 | Southbridge, Mass.....      | Chateau Curtain Shop                |
| Grove Hall, Mass.....      | Bakers Dress Goods Shop         | Spartanburg, S. C.....      | The Aug. W. Smith Co.               |
| Hackensack, N. J.....      | Lyric Silk Store                | Springfield, Ill.....       | John Bressmer Co.                   |
| Hagerstown, Md.....        | Leiter Bros.                    | Springfield, Mass.....      | Delaporte Inc.                      |
| Hamilton, Ohio.....        | The Robinson-Schwenn Co.        | Springfield, Ohio.....      | The Ed. Wren Store                  |
| Harrisonburg, Va.....      | Joseph Ney & Sons Co.           | Stamford, Conn.....         | Four-in-One Shop                    |
| Hartford, Conn.....        | Sage-Allen & Co., Inc.          | Sunbury, Pa.....            | F. A. Brill Co.                     |
| Haverhill, Mass.....       | Mitchell & Co. Inc.             | Sycamore, Ill.....          | W. McAllister Co.                   |
| Hazleton, Pa.....          | Arlotto's                       | Tallahassee, Fla.....       | P. W. Willson Co.                   |
| Hempstead, N. Y.....       | Franklin Shops, Inc.            | Toledo, Ohio.....           | Lamson Bros., Co.                   |
| Henderson, N. C.....       | E. G. Davis & Sons Co.          | Torrington, Conn.....       | The W. W. Mertz Co.                 |
| Hinsdale, Ill.....         | Schoen Dry Goods Co.            | Troy, N. Y.....             | R. E. Stryker Co.                   |
| Holland, Mich.....         | DeVries & Dornbos               | Tuscaloosa, Ala.....        | Pizziti Wm. Co.                     |
| Hollywood, Cal.....        | Broadway-Hollywood              | Union City, N. J.....       | A. Halthausen Inc.                  |
| Holyoke, Mass.....         | McAuslin-Wakelin Co.            | Valdosta, Ga.....           | C. C. Varnedoe & Co.                |
| Houlton, Maine.....        | Dunn Furniture Co.              | Valparaiso, Ind.....        | C. E. McCormick                     |
| Huntsville, Ala.....       | Dunnnavant's, Inc.              | Van Wert, Ohio.....         | The Bonnewitz Co.                   |
| Hutchinson, Kan.....       | Pegues-Wright Dry Goods Co.     | Warren, Ohio.....           | Carlisle-Allen Co.                  |
| Indianapolis, Ind.....     | Wm. H. Block Co.                | Washington C. H., Ohio..... | The Craig Bros. Co.                 |
| Jacksonville, Fla.....     | Cohen Bros.                     | Waterbury, Conn.....        | Hampson Mintie & Abbott Inc.        |
| Jamaica Plain, Mass.....   | Albert's Furniture              | Waterloo, Iowa.....         | Davidson-Waterloo Co.               |
| Jamestown, N. Y.....       | Abrahamson-Bigelow Co.          | Webster, Mass.....          | New York Fashion Shop               |
| Joliet, Ill.....           | M. A. Felman Co.                | Westfield, N. J.....        | Chain Upholstery Shop               |
| Kankakee, Ill.....         | The Chicago Store               | Weston, W. Va.....          | Adler's                             |
| Kansas City, Mo.....       | Duff & Repp Furniture Co.       | Winchester, Ky.....         | Vic Bloomfield & Son                |
| Kingston, N. Y.....        | Jack Gramer                     | Winona, Minn.....           | H. Choate & Co.                     |
| Kittanning, Pa.....        | L. H. Nevins & Co.              | Worcester, Mass.....        | Denholm & McKay                     |
| Knoxville, Tenn.....       | S. H. George & Sons             | Youngstown, Ohio.....       | Strouss-Hirschberg Co.              |
| Laconia, N. H.....         | Lougee-Robinson Co.             | Zanesville, Ohio.....       | The H. Weber Sons & Co.             |
| Lacrosse, Wis.....         | E. R. Barron Co.                |                             |                                     |
| La Grange, Ill.....        | McAllister-Schoen Co.           | CANADA                      |                                     |
| Lake Charles, La.....      | Muller Co., Ltd.                | Hamilton, Ontario.....      | The T. Eaton Co., Ltd.              |
| Lancaster, Ohio.....       | Chas. P. Wiseman Co.            | Montreal, Quebec.....       | The T. Eaton Co., Ltd.              |
| Lexington, Ky.....         | The Purell Co., Inc.            | Windsor, Ont.....           | Bartlett-McDonald & Gow Ltd.        |
| Lexington, N. C.....       | J. F. Ward Co.                  | Winnipeg, Manitoba.....     | The T. Eaton Co., Ltd.              |
| Lewiston, Pa.....          | Danks & Co.                     |                             |                                     |
| Lima, Ohio.....            | R. T. Gregg & Co.               | WHOLESALE DISTRIBUTORS      |                                     |
| Lincoln, Neb.....          | Gold & Co.                      | Boston, Mass.....           | Geo. S. Harrington Co.              |
| Lock Haven, Pa.....        | Smith & Winter Department Store | Detroit, Mich.....          | Michigan Wholesale Drapery Co.      |
| Logansport, Ind.....       | H. Wiler Co., Inc.              | Hartford, Conn.....         | Mayflower Upholstery Shop           |
| Los Angeles, Cal.....      | Broadway Department Stores      | New York, N. Y.....         | Haim Bros. Uph. & Drap. Fabric Inc. |
| Louisville, Ky.....        | Hubbuck Bros. & Wellerhoff      | New York, N. Y.....         | Samuel Levine                       |
| Malden, Mass.....          | F. N. Joslin Co.                | Philadelphia, Pa.....       | Stapler Fabrica                     |
| Manchester, Conn.....      | Textile Store                   | Richmond, Va.....           | Richmond Dry Goods Co.              |
| Mansfield, Ohio.....       | The H. L. Reed & Co.            |                             |                                     |
| Marietta, Ohio.....        | Brothers Furniture Co.          | PACIFIC COAST DISTRIBUTORS  |                                     |
| Marion, Ohio.....          | The Frank Bros. Co.             | Los Angeles, Cal.....       | Powdrell & Alexander                |
| Marshalltown, Iowa.....    | Hamblin Drapery Shop            |                             |                                     |
| Memphis, Tenn.....         | Rhodes Jennings Furniture Co.   |                             |                                     |

# Only a Woman Can Do This



## THE *Jean Foster* GROUP FOR 1943

*Puritan Fabrics—Decorator Matched by the Designer*

Only a woman can create the calm beauty at home which everybody needs today as an inspiring background during strenuous war activities.

To help you in this creative purpose, we present the Jean Foster Group of Puritan Fabrics—decorator matched by the designer. This distinguished group of four patterns and a correlated plain fabric may be used in any combination that suits your taste. A wide choice of colors assures harmonious blending with your present floor coverings, walls and furnishings.

The Jean Foster Group is printed on smooth, sturdy Plaza cloth, preshrunk\*, printed with the finest vat dyes. Background colors are blue, green, rose, gold, wine and ivory.

You can see the Jean Foster Group at the nearest of the stores listed on the opposite page. Why not go in today?

\*Average residual shrinkage does not exceed 2%.

*Puritan* Decorator Matched *Fabrics*

F. A. FOSTER & CO., INC Boston New York Chicago



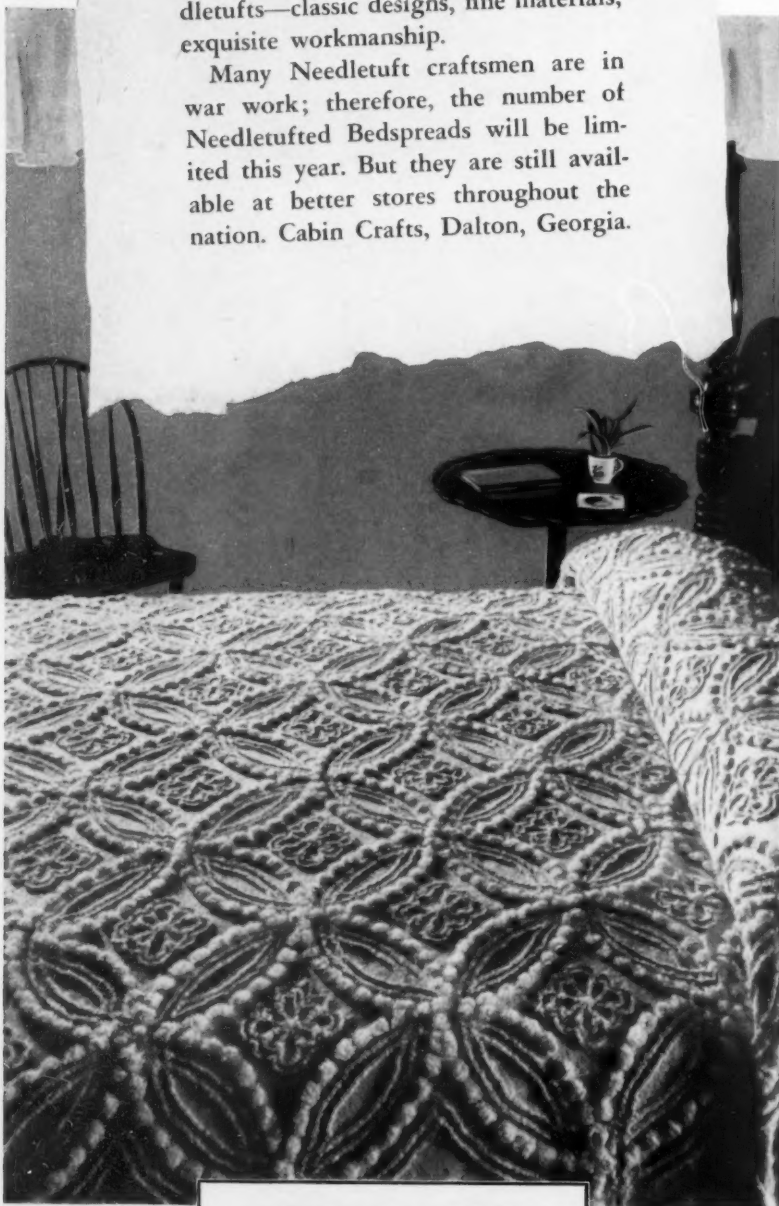
## A FINE KETTLE OF

(Continued from page 53)

## Enjoy Tomorrow's Heirlooms...Today!

Cabin Crafts Needle-tufted Bedspreads have the two qualities characteristic of all heirlooms. First, timeless beauty; second, usefulness. Today's home makers find them correctly keyed in colors and styles to blend with other good furnishings . . . widely adaptable . . . easily washed at home or laundry. And, regardless of changing fashions, tomorrow's home makers will continue to prize these heirloom qualities in Needle-tufted—classic designs, fine materials, exquisite workmanship.

Many Needle-tuft craftsmen are in war work; therefore, the number of Needle-tufted Bedspreads will be limited this year. But they are still available at better stores throughout the nation. Cabin Crafts, Dalton, Georgia.



Cabin Crafts  
Needle-tufted  
Bedspreads

Photographed at  
Davidson's, Atlanta

If fish filets are in order for poaching, before they are to be converted into sole au gratin, Marguery, or anything else, I'd suggest poaching them in the largest shallow iron frying pan or dripping pan which you own, rather than in a deep fish kettle. It's easier. Use either wine or wine vinegar mixed with water as the poaching liquid, unless, as is sometimes required, milk or mushroom stock is called for. Poach them for 15 minutes at most, they are fragile as a cobweb, and please use two good big broad spatulas when you remove them from the pan. Place them on a flat cool dry surface (they harden a bit in the air), but exercise great care when you transfer them to their final resting place. Filets which are broken into fragments are no longer filets!

Since we are on the subject, filet of sole (actually filet of flounder this side of the Atlantic) has practically become a standard dish from coast to coast. There need be nothing standard about its preparation though, good evidence to the contrary. Escoffier alone gives almost 23 variations on the sole theme, and at the risk of an anticlimax, I shall give you my own favorite version.

### Flounder au vin blanc

Filets of flounder  
Dry American white wine  
Parsley  
Few chives  
1 bay leaf

Sliced onion  
1 tablespoon flour  
¼ cup softened margarine  
Small bunch white grapes  
Salt and pepper

Sponge, dry and season with salt and white pepper the requisite amount of filets. Poach them in a shallow pan (as suggested) covered by an infusion of dry American white wine to which has been added a bouquet of parsley, chives and a bay leaf. Scatter some onion rounds over the surface of the fish and poach gently for 10 to 15 minutes.

When the filets are done remove them carefully from the bouillon and slip them into an oblong earthenware dish. Keep them warm while you manufacture the sauce. Strain the wine in which the filets were cooked through a fine sieve into another saucepan. Take 1 tablespoon flour and mix it well with the margarine. When thoroughly blended, add this gradually to the wine in the saucepan.

Set over a low flame and keep stirring gently until the mixture is smooth and thick. When it boils check the sauce for seasoning and pour it over the filets. Garnish the nooks and crannies of the dish with peeled and seeded white grapes. Serve at once. Marble-sized boiled and peeled potatoes dusted with parsley are a "must" with this, and if you serve a vegetable make mine

FAITHFULLY RECREATING THE GRACE  
AND CHARM OF INHERITED DESIGN—



The Martha Custis Chair

Heritage Furniture

HIGH POINT, NORTH CAROLINA

# LE OF FISH

mushroom caps which have been sautéed in margarine and just flavored with minced shallot.

When you next visit the market, give the humble haddock some consideration. This is a dull fish when it is fried in large chunks, but one which responds gratefully to kind and imaginative treatment. I used to encounter it in England under the name of turbot, but the innocuous turbot of the British Isles, lavishly covered with cream sauce, has no relationship to the scalloped haddock which I recently ate in Boston, and which I have since adopted as my very own.

### Scalloped Haddock

- 1 5-lb. haddock cut as for chowder
- 3 cups milk
- 1 cup light cream or undiluted evaporated milk
- 2 tablespoons flour
- ½ teaspoon minced parsley
- 1 finely minced onion
- 2 egg yolks
- ½ teaspoon white pepper
- 1 teaspoon thyme
- 4 tablespoons margarine
- 1 teaspoon salt
- ½ cup cracker crumbs
- ½ cup stale bread crumbs
- ¼ cup grated sharp cheese
- 1 tablespoon butter

Boil the haddock in court bouillon. For flavor's sake include the head and discard it after it has served its purpose.


Drain the fish, remove the bones and flake the meat into small pieces. Melt ½ of the margarine in a large saucepan. Sauté the onion until it achieves a pale straw color. Shove the onion to one side of the saucepan and rub into the margarine the flour, sifted with pepper and salt. Work in the milk, add the cream, the parsley and the thyme. (Fresh thyme finely minced is more potent, but the dried will do.)

Beat the egg yolks lightly with a fork, dilute them with a spoonful of the sauce and stir them into the pan. Now butter a large casserole, put in a layer of the sauce, a layer of the flaked fish and so on. Finish with a covering of the sauce and add the crumbs into which you have stirred the rest of the margarine, melted. Add a few dots of butter for good measure, sprinkle with the grated cheese and bake at 375 degrees for from 15 to 20 minutes, or until the crumbs are well browned. A salad of pressed cucumbers solves the vegetable problem!

### Fish balls

- 1 cup salt-dried codfish
- 1 pint cubed white potatoes
- 1 tablespoon butter
- Dash of white pepper
- 1 egg
- Bread crumbs or fine corn meal
- Deep fat

In the land of the Cabots and the Lodges they certainly know something (Continued on next page)



## From MUD TO MAHOGANY

"Port after stormy seas, ease after war"... HOME! The dreams of millions of Americans are focussed on that word. The War Bonds you buy now will make your future home more beautiful than ever before. Every bond and stamp you buy today cements your claim to better living tomorrow. Earmark some of those bonds for Drexel furniture.

If you need furniture now, choose from the distinguished pieces still available at your Drexel dealer's. You'll be proud to own and add to them when victory is won and Drexel is again making its full line.

## Furniture by Drexel



We illustrate examples from our Old Coventry Group, made of genuine mahogany with a special "distressed finish" that gives the wood a mellowness and character hitherto bestowed by time alone. The table shown is 42" x 60", extending to 96". The linen chest is 24" x 17", 49" high.

LOOK FOR THE DREXEL SEAL ON EACH PIECE



Dept. HC/A Drexel Furniture Co.  
Drexel, N. Carolina.  
I enclose 10c—send me your booklet "Your Home—and Drexel Furniture" and the name of my Drexel dealer.  
Name \_\_\_\_\_  
Address \_\_\_\_\_

# CASTLETON CHINA

JUBILEE—  
maroon rose-leaves  
on deep ivory enriched with gold.  
Service of five pieces, 14.75  
212 Fifth Avenue • New York

ONE GENERATION TELLS ANOTHER—

25 YEARS OF HAPPY  
MARRIED LIFE - WITH OUR  
UNIVERSAL TOASTER!



**TODAY, BUILT-IN QUALITY IS  
MORE IMPORTANT THAN EVER!**

Many housewives married twenty-five years and even longer have written to tell us of the unbroken service record of their Universal wedding presents. Such use comes with the built-in quality which has been the pride of our craftsmen for generations. Universal owners can face the "duration" with confidence that their appliances will give maximum service with minimum interruption.

**DRAWING BOARD DREAMS  
TODAY—AIDS TO BETTER  
LIVING TOMORROW!**

At present, Victory is Universal's only goal. It is natural, however, that post-war planning and design develop spontaneously with the new wartime uses of plastics, light metals and the perfection of precision methods. Universal designers already have on their drawing boards new and improved aids to better living. Look for these new Universal appliances after the war!



**THE UNIVERSAL SERVICE MAN  
WILL SEE YOU THROUGH!**



To help keep your appliances serving at top efficiency, Universal Service Men and Authorized Service Stations throughout the country are equipped to do expert repair work with genuine factory parts. For the name of the one nearest you, write to:

**UNIVERSAL**

ELECTRIC APPLIANCES • VACUUM CLEANERS • ELECTRIC RANGES • WATER HEATERS  
CUTLERY • CARPET SWEEPERS • HOME LAUNDRY EQUIPMENT • VACUUM WARE  
**LANDERS, FRARY AND CLARK • NEW BRITAIN, CONN.**

## A FINE KETTLE OF FISH

(Continued from page 75)

about the technique of fish cakes! Bostonians prepare the sacred cod by flaking the salt-dried fish and soaking it in cold water for about 3 hours. The fish is then dropped into boiling water to cover. Add also 1 pint of raw white potatoes peeled and cut into large cubes. Cook until both fish and potatoes are tender. Drain off the excess moisture, and beat them together with a silver fork, until the mixture is blended and very light (some folk use a potato masher by preference).

Add the butter, the pepper and the beaten egg. Beat again until the ingredients are smooth and fluffy. Now form the results into little balls. Dust these lightly with crumbs (an overcoat of finely ground corn meal is even better) and fry the spheres in deep hot fat until they are a glorious suntan.

Serve these delectable morsels (they should be light as thistle-down) with home-made chili sauce, or with a heavy tomato sauce. Sharply dressed cole slaw salad is the traditional accompaniment, and thin slices of lightly buttered brown bread (provided you can get the real McCoy) assist in making this simple meal a real feast.

Spring to many people spells fresh mackerel just as surely as it does shad. And very fine eating they are! Mackerel come in assorted sizes. The smallest, the slender little numbers, are best pan-fried. The medium sizes may either be fried or broiled; in the last instance they should be served with a slight varnish of melted butter (this is definitely one of those special moments) and garnished by lemon slices and a corsage of fresh green parsley. If the mackerel of your choice, however, turns out to be a stylish stout, I'd advise you to bake it with stuffing, as they so frequently do in Sweden. You won't be sorry.

### Stuffed Spanish Mackerel

Have the fish cleaned and split for stuffing at the market. Sponge it and season it inside and out. To fill and bake it you require:

*1½ cupfuls fine bread crumbs*  
*2 tablespoons tomato catsup*  
*1 teaspoon salt*  
*1 cupful plus 2 tablespoons of undiluted evaporated milk*  
*Butter*  
*1 egg lightly beaten*  
*Minced parsley*  
*½ teaspoon pepper*  
*A pinch of thyme*

Moisten the crumbs with 2 tablespoons of the evaporated milk and the beaten egg to which the seasonings and some parsley have been added. Fill the mackerel, and lay it in a buttered baking dish. Over it pour the remaining milk into which the catsup has been stirred. Now add a thin blanket of fine crumbs mixed with butter (this will insure an attractive brown surface), a flutter of minced parsley, and your dish is ready for a session of from 30 to 35 minutes in a moderate, preheated oven. The more closely the baking utensil fits the fish, or the fish the dish, the better. It is important that the mackerel lie as deeply as possible in the milk.

(Continued on next page)



**California**  
now offers a group  
of distinguished  
**Red Wines**

● Red table wines of character — natural companions to the hearty, full-flavored red meats and pastes — are being produced in California today. We wine growers commend them to lovers of food and wine everywhere.

Go to your wine merchant. Ask him to show you his quality Burgundies and Clarets now in from our state. Ask, too, to see wines like Cabernet, Barbera, Pinot Noir, Gamay and Zinfandel — choice wines named for the grape varieties from which they were made.

Take one of these fine red wines home. Serve it as you might the costliest wine you know... and with its natural companion foods, good red meat or spaghetti. We wine growers believe that you will not be disappointed. Wine Advisory Board, 85 Second Street, San Francisco.




**WHENEVER YOU DRINK...DRINK DUBONNET**  
one of these exciting ways:

**Dubonnet STRAIGHT:**  
serve well chilled, no ice

**Dubonnet HIGHBALL:**  
jigger of Dubonnet, juice of half a lemon, add ice cubes fill with soda and stir

**MERRY WIDOW:**  
one-half Dubonnet,  
one-half dry ★Vermouth  
by Dubonnet,  
stir with ice, strain,  
add twist of lemon peel



★ Made with a know-how that's world-famous, product of the U. S. A., prepared and bottled by Dubonnet Corp., Lodi, Calif.

Tune in! "Alec Templeton Time" 10:30-10:35 p.m. (E.W.T.) Blue Network Mon., Wed., Fri.

Aperitif wine, product of U. S. A., Dubonnet Corporation, Philadelphia, Pa.

## A FINE KETTLE OF FISH

(Continued from page 76)

### Buffet suppers

When next a help-yourself party looms upon the horizon, give some thought to half a fresh salmon poached in strong court bouillon, chilled and served with a *sauce verte* (you'll find the recipe for the green mayonnaise below); or to "Escabèche," as cold fried pan-fish spiked with a pungent sauce are called down New Orleans way.

### Sauce verte

- 1 lb. raw spinach leaves
- 1 bunch watercress
- 1 tbsp. chervil
- 1 tbsp. tarragon
- 1 scant tbsp. dill
- 1 scant tbsp. chives
- Lemon juice to taste

Mince spinach and watercress until reduced to a pulp. Press through a fine sieve and add this green juice to a bowl of heavy mayonnaise. Chop herbs very fine and add them. Check mixture for seasoning and add lemon juice to taste. Chill lightly and serve in a clear glass bowl.

### Escabèche

- ¾ cup hot oil
- 3 sliced garlic cloves
- ½ onion minced fine
- 7 or 8 carrot rounds
- ½ cup wine vinegar
- 3 tablespoons water
- Salt
- Freshly ground pepper
- Sprig of thyme
- ½ bay leaf
- ½ small dried hot pepper (if available)

Clean carefully and fry the requisite number of tiny panfish (smelt, butter (Continued on page 89)

## BLUE FLOWERS

(Continued from page 68)

"The odor of sachet from the dense dark-purple spikes of the heliotrope floated everywhere above the mountain meadow."

A heliotrope of origin not mentioned but often referred to in old garden books purports to smell of cherry pie, and indeed this is the common name for heliotropes in England, but mine disregards all these comparisons and continues to smell exactly like heliotrope.

For quick root growth a soft fat unflowering tip is best, preferably from a plant grown indoors, as these contain more sap. When roots have started (less than two weeks) they should be transplanted where they are to remain, shading the young plants for a few days to avoid shock. Heliotropes can be grown in standard forms by tying up the main stalk and cutting the others back below ground; also a low-growing sort is used for bedding, but we like it best sprawling, along with such other sweets as honeysuckle and jasmine, on a pergola or trellis where Summer days are well spent in their languorous company.

## PROBLEM:

JIM'S GOT THE GLOOMS  
OUR MORALE NEEDS A BOOST  
IT'S BEEN A HARD WINTER  
WHAT SHALL I DO?



## SOLUTION:

**New Cheer in Our Lives  
with These Gay, New  
"Unitized" Wallpapers!**

*Unitized*  
GUARANTEED  
Wallpaper

- SUN TESTED
- STYLE TESTED
- WALL TESTED

*Washable*  
WITH MARKED WASHABLE


**They Were So Easy  
to Select, Thanks to This Seal**


It was a great day for our family when I had this inspiration: *Why not redecorate right away, instead of waiting 'til May? We're all tired out from a wartime winter. What we need is Spring in our hearts, and nothing will put it there like the bright new cheer of lovely wallpapers!*

Jim agreed. But how to find the right wallpapers quickly? Would the ones we selected look as good on the wall as they did in the sample? Would they fade? Would they wash? Would their quality be guaranteed?

Then Cousin Margaret (she's an authority on decoration) came through with the second inspiration. She told us about "Unitized" Wallpapers, and how the "Unitized" Seal stamped on the back identifies them. How this seal guarantees sunfast patterns created by leading artists... certified by style experts... pre-tested on walls for decorative effect... and washable if marked so.

Well, that was our cue. It was so quick, so easy, to select papers from the sample books by looking for the "Unitized" Seal on the back. And I wish you could see how perfectly stunning they look in our home! They've really brought new cheer into our lives—and new friends, too. People just love to visit us now and that suits us fine. We adore being popular.



 We're working for Uncle Sam too! For outstanding merit in war production, the employees of United Wallpaper Factories, Inc., Chicago, have been awarded the Army-Navy "E" for excellence.



**SEE LATEST 1943 PATTERNS**  
at dealers displaying this National Wallpaper Style Show "Unitized" Banner. Look for it. It guides you to the newest, most attractive styling in the wallpaper world.

## CHICKENS FOR

(Continued from page 49)

poorly bred chick costs as much to raise in feed and labor as a well-bred chick. Good strains produce a greater quantity of eggs and better quality of meat for the same amount of feed and energy expended; they are more resistant to disease and in appearance afford greater pride of ownership.

The primary purpose of the home flock is to supply the home table with eggs and meat throughout the year. Its size depends upon the number of members in the family. As one family is like no other family in the world, individual preferences must be the guide. And as no poultryman is ever like any other poultryman it is unwise to mimic the practices of even the wisest. Two eggs a day per person throughout the year and one edible full size chicken a week through the 20 Winter weeks is a very small apportionment. In estimating family requirements let dreams of custards, egg-nogs, omelets, fried chicken, chicken salad float luxuriantly before the mind's eye. Overestimate, instead of underestimate, your needs.

One woman, *tout en passant*, can care for 150 baby chicks to maturity as easily as for 50. One man part time can care for 300 mature birds. One man full time can care for 1500 or more mature birds. It requires 3 baby pullet chicks to place one good layer in the house in the Fall. Numerically, hens should produce 50%, i.e., if there are 30 layers

in the house the collection plate should show 15 eggs a day. Good care produces more, indifference deserves less. Loss of 10% from hatching to maturity should not be disconcerting. Egg production alone should more than pay for the feed of the entire flock even under the worst circumstance; extra eggs and meat of all kinds are clear gain for labor and equipment. So it goes. Every individual has definite ideas all different, mostly good and certainly well intentioned, for poultrymen form a friendly fraternity.

**Housing problem**

Housing also is an individual problem. Every "fool about chickens" longs to surpass the Joneses and to be able to point with the pride of a gentleman farmer at architecturally beautiful and efficiently equipped houses for his flock. Priorities and war necessities crush such dreams to bare necessities. In the final analysis a strong healthy flock needs only a well-ventilated, dry room, absolutely free from drafts and flooded with as much sunlight as the heavens will dispense.

A mature chicken of the heavy breeds requires 4 square feet of floor space and 10 inches of roosting space per chicken and 1 nest for every four hens. Crowding is disastrous to the health of a flock. Beyond these requirements let the work habits of the owner (and his



You're doing more than protecting your family's comfort and health when you take extra good care of your bathroom in 1943. You're also conserving strategic materials whose replacement would interfere with your nation's program for Victory—brass, copper, and other metals of which available supplies are needed for war. This makes your Master Plumber's services doubly important these days. Call on him freely. Let him inspect your fixtures and your plumbing system. He can prevent trouble before it occurs. He'll advise you on the best conservation methods, and recommend preventive measures with your interests and America's in mind.

When the war is won, there'll be new Case bathrooms. They'll be beautiful bathrooms, combining traditional Case quality with a brand-new degree of comfort and convenience. W. A. Case & Son Manufacturing Co., Buffalo, N. Y.

**CASE**  
*Lifetime Bathrooms*

90 YEARS  
1853  
**CASE**  
1943  
OF SERVICE



Every War Savings Bond you buy now will help win a lasting peace for our country. The savings your War Bonds represent will help you build a durable concrete home to enjoy in comfort after the peace is won.

A concrete home provides security against fire and storm hazards, termites and decay—any architectural style you wish.

Its rigid construction assures low annual cost of shelter for long years of service.

Any concrete products manufacturer or concrete contractor in your locality can give you details about concrete house construction and suggest an architect experienced in concrete design.

**PORTLAND CEMENT ASSOCIATION**  
Dept. 4-20, 33 W. Grand Ave., Chicago, Ill.

★ BUY WAR SAVINGS STAMPS AND BONDS ★



# THE RAISING

pocketbook) be his guide for tools and gadgets. Almost every home of today has some extra square feet of floor space under roof; part of a garage, a tool shed, a garden or play house. If these are lacking, a lean-to attached to the garage should come well under any demand for priorities on building materials. Or a prefabricated Hodgson poultry house can be purchased all ready to put in place.

The beginner need not think of housing until the month of October; under normal weather conditions, except in the extreme north of this country, chickens do not need to go into Winter quarters until November 1. The Summer months are easily taken care of; one Summer shelter for the hens, and one for the cocks is all that is necessary. Working drawings for Summer shelters best adapted to the locality they are to serve are obtainable from the county agricultural agent.

By far the most economical way for the beginner to start his flock is to purchase day-old, straight-run chicks from the nearest hatchery or breeder. All books say "have everything in readiness to receive the little rascals," but consistently omit saying *WHAT* has to be in readiness. A day-old chick upon arrival by parcel post or express needs a warm room the general temperature of which is about 65 degrees; peat moss, shredded sugar cane or straw on

the floor to a depth of two inches at least; and a brooder stove with hover to pinch hit for the natural warmth of a mother hen. This space of concentrated warmth must be 96 degrees for the first ten days and can be diminished 5 degrees a week thereafter.

A guard or little fence running around the hover, distant about three feet from it, is necessary to confine the babies within the circle of warmth. As the chicks grow, this circle is increased to give more floor space. The guard must be round, avoiding all corners into which the chicks can crowd and pile up on one another. This guard may be easily made of corrugated paper cartons, opened up and stood in a circle.

### Simple equipment

Feed troughs and water containers are simple, inexpensive equipment. At this stage of experience a feller's best friend is an old reliable feed dealer. "Chick ration," ground oyster shell, limestone grit and an abundance of clean water must be before the chicks at all times. They thoroughly enjoy climbing a mountain of upturned sod from which they can survey their world; and a few short lengths of 2 x 4's as roosts give them all the confidence of atavism.

Beware of such litter as chaff, little particles of which stick in their crops; (Continued on next page)

## AMAZING NEW PAINT BRUSH CLEANER MAKES OLD BRUSHES LIKE NEW!

- Take any brush—as hard as concrete and years old.
- Soak in Cabot's marvelous new brush cleaner—then rinse in water.
- Cabot's cleaner removes all of the old hardened paint right down to the heel.
- Leaves bristles soft, flexible, lustrous.
- Harmless to setting.
- Use it regularly to keep new brushes in top condition.
- Perfectly safe. Non-inflammable. Non-caustic.
- Extremely economical.

**Try it!** Ask for some today at your nearest paint or hardware store. Or send for 4 oz. sample. Please enclose 25c for postage and packing. Samuel Cabot, Inc., 1222 Oliver Bldg., Boston, Mass.



**Cabot's Brush Cleaner**  
CLEANS 'EM QUICK




## Start Saving Window IDEAS for Your Post-War Home!

You'll want better, more beautiful and more convenient windows in that post-war home you're planning to build or remodel! So here are a few vital window questions and answers to keep in your home idea file.



**Q** What makes a window rattle?

**A** The cause is usually an improper fit between stationary and moving parts. To avoid such trouble, windows should be precisely machine-fit and factory-made. And, of course, weights and pulleys—with their trials and tribulations—are decidedly old-fashioned and quite unnecessary.



**Q** How can I save money in buying windows?

**A** Plan your home for stock size windows. You can get them in many styles and in dozens of sizes. You can have bays, dormers, picture windows; or two, three, four, or more, sash grouped together and still use stock sizes. Avoid costly special sizes.



**Q** How can windows be made weather-tight?

**A** For maximum weather-tightness, it is better to obtain windows which have been scientifically weather-stripped at the factory, and which are proved by test and usage to be most efficient. Such windows will keep out not only cold, but also smoke and dirt.



**Q** How Can I Increase Window Beauty?

**A** First, choose windows that are truly modern in appearance—windows with the slim, "streamlined" construction that adds so much to the exterior and interior beauty of your home. Increase window charm, too, by using stock-size windows in groups, as shown above.



**Q** Should my windows be made of wood?

**A** Scientific research has shown that wood is the best non-conductor of heat and cold. Wood, particularly Ponderosa Pine, is also desirable because of its durability, workability, adaptability to paint, and reasonable cost.



**Q** Should storm sash be used on all windows?

**A** In many parts of the country, storm sash are a necessity. Don't make the mistake of having only a partial installation—thus failing to take full advantage of fuel savings. Have a storm sash for every opening.

All the important information you should have about windows, before you build or modernize, is contained in the Curtis Silentite Window Book—an "idea" book you should have. Mail the coupon for your free copy!



CURTIS COMPANIES SERVICE BUREAU  
Dept. 611, Curtis Building, Clinton, Iowa  
Gentlemen: Please send me your free book on Curtis Silentite Windows for new and modernized homes.

Name.....

Address.....

City.....State.....

CURTIS WOODWORK IS SOLD BY RELIABLE DEALERS EVERYWHERE IN THE UNITED STATES AND CANADA

## CHICKENS FOR THE

(Continued from page 79)

grass cuttings shorter than three inches are also taboo. In general, March-hatched chicks are best. Earlier hatches have a tendency to moult before beginning to lay, and later hatches, at least after May fifteenth, are too late in developing to be of greatest use. The sooner chicks have access to the ground out of doors the better, but beware of damp ground and sudden changes of temperature.

Chicks grow very rapidly; when they are from four to eight weeks old they can almost be heard to grow and of course the livelier they are the better. At the age of six weeks, or as soon as they are well feathered out, they can be put out on range for the Summer. Growing mash and water is their meat and all trimmings from garden greens is relished dessert. The cocks must be separated from the hens as soon as the inexperienced but anxious eye of the owner can distinguish the sexes. These roosters should be grown in a separate enclosure until they are a suitable size to be eaten as fryers. Some of them should also be canned for Winter use.

The unexpected appearance of a new star in the heavens is the only thing comparable to the discovery of the first egg laid by the first flock. This event should take place at the age of five or six months; then housing for the Winter should proceed without loss of time. Put the hens into their Winter quarters


first so that they may become accustomed to their surroundings.

Of vital interest to the gardener at this time is the kind of litter which is best to cover the floor; litter which in itself has the highest fertility rate when returned to the garden augmented by the richness of hen manure. Peat moss if available is good; shredded sugar cane is fine, for it packs evenly to form good insulation; chopped straw is all right if the first two are not available. Recent poultry husbandry practice advocates a layer of 6 inches to be left on the floor and changed only once every six months, when the pullets are housed in the Fall and changed again when the house is thoroughly cleaned in the Spring.

**Valuable fertilizer**

Once a week or once every ten days, when the roosts are tidied, rake over the litter lightly just to even the floor area. These droppings and rakings can go at once to the garden when the ground is frozen, to be put around delphinium, deep around fruit trees and spread evenly over prize areas of lawn. Store precious amounts in dry boxes; dampness and water disperse their valuable contents. These hoardings can be dug into the hills for cucumbers, squash and lima beans, a shovelful to the hill, 6 inches below the seed planting grade.

When using hen manure fresh in the



*Myriad* in exquisite taste  
and easy to own . . . or give

Here is high style for the prudent purse. A triumph of poised simplicity. Handwrought in limpid crystal, *Myriad* comes in a lovely variety of decorative and utility pieces. Give *Myriad* with confidence to one who deserves the best and desires it. And what could be more perfect for a gift from you to yourself. Your budget will feel no pain.

*Fostoria dealers have many other charming gifts.  
For illustrated leaflets write Department 433.*

**F O S T O R I A**

GLASS COMPANY · · · MOUNDSVILLE · WEST VIRGINIA



*There is no  
better way to buy  
a Bedroom or Dining Room  
suite than to visualize your needs  
from a vast and varied selection*

You are welcome to visit our showrooms in the following listed cities

**NORTHERN FURNITURE CO.**

Boston Cleveland Chicago Cincinnati Detroit Kansas City Milwaukee  
Minneapolis New York Philadelphia Pittsburgh Sheboygan St. Louis

FOR LOCAL ADDRESS CONSULT TELEPHONE BOOK AND PLEASE NOTE THAT  
PURCHASES MAY ONLY BE MADE THROUGH AUTHORIZED DEALERS.

# THE RAISING

Summer, a teaspoonful to a plant, carefully scratched into the soil a safe distance from the stem, produces prodigious growth.

After the hens are comfortably housed for the Winter, attention can be given to the boisterous roosters. Their quarters need not be quite so luxurious if space is scarce, for those left vanish into the pot at the rate of one or two a week. Never let the cocks run with the hens unless eggs are wanted for hatching. The infertile egg is far superior to the fertile egg for all culinary purposes. Be generous in feeding the roosters cracked corn which they obligingly and quickly transform into delicious meat. Keep at least one of the finest cocks through the next Summer season for his decorative quality about the home grounds.

It is about as easy to present a practical average cost sheet as it is to guess anyone's age today. However, the records of one initial home flock may be of interest, not only for its dollar and cents value but also for ideas in management for the beginning poultryman.

### Record of one first year

The most important factors were location and labor. In a restricted Residential A Zone in one of the most expensive living areas in the country with the only labor available one woman power, the goal had to be quality and

not quantity. But as superlative quality is the aim of all home flocks regardless of cash expenditure, this record need not be considered by any means exceptional.

### Investments

#### 1 day to 6 weeks of age


|   |         |
|---|---------|
| 100 day old, straight run chicks of fine strain but not show stock.....   | \$25.00 |
| 1 cardboard brooder, heated by electric bulb. (Room in which chicks were raised was heated by house furnace)..... | 2.75    |
| ½ bale peat moss.....   | 1.78    |
| 2 pottery water fountains at \$1.25.....  | 2.50    |
| 2 feed troughs at 75c.....  | 1.50    |
| Limestone grit, ground oyster shell and "Chick Starter" for 6 weeks.....  | 6.20    |
| Express, diagnosis of illness, codliver oil, powdered milk.....   | 4.25    |
| Loss of growing stock through illness, 8 chicks at 25c.....   | 2.00    |

\$45.98

#### 6 weeks to 6 months of age

|   |         |
|---|---------|
| For 92 chickens on range: fencing, posts, 2 runs each 30' x 40', 2 4' feeders, 2 water buckets..... | \$43.00 |
|---|---------|

(Continued on page 97)



Leading Dealers Everywhere show Lullabye Child Ensembles



## Happy Is The Child with a Lullabye Room and happy, too, is mother.....


A lovely Lullabye room provides little boys and girls with a head start in life. Every child benefits immeasurably from the development of self-confidence, the building of character, and the advantages of easier training that results from living with furniture scaled to a child's world and understanding.

You'll enjoy "It's Lullabye Time," a colorful, informative booklet about juvenile furniture entertainingly combined with nursery rhymes every child will love. Send 10c today—coin or stamps.

LULLABYE FURNITURE CORPORATION, Dept. 5443, Stevens Point, Wisconsin



Lullabye Modern Youth Group



## The RUG OF THE YEAR

# Skandia-flax

## by KLEARFLAX


The rug for you today — Skandia-Flax rugs by Klearflax. No war restricted materials, nor any untried substitutes — just sturdy linen and cotton yarns. Klearflax rugs, famed for 25 years, are at their best this year.

Keep your home front bright and cheery with any of twelve fresh, delightful color blends. Perk-up any room with distinctive patterns and textures.

An important point to remember — the long life of Skandia-Flax rugs has won them places in scores of theater and hotel lobbies. Reversible, too — so double duty, double wear! Mothproof and practically burnproof. Quickly cleaned — no excess nap to retain dirt. Saves time for war activities.

Inspect Skandia-Flax rugs at your favorite store. Note particularly the full range of colors . . . the low price so welcome in tax heavy days. Buy war bonds with your savings. Write for free booklet — KLEARFLAX, 6332 Grand Avenue, Duluth, Minnesota.

◀ OCEAN CORAL




**KLEARFLAX RUGS FOR EVERY ROOM!**

(Continued from page 13)

# IMPERIAL CANDLEWICK HAND-FASHIONED CRYSTAL

Like it? Well, that's natural—for thousands upon thousands of smart hostesses have chosen it as their favorite crystal service. It's complete, too—hand-crafted into more than 200 lovely pieces. See it at your favorite gift, jewelry or department store.



Plates in all sizes . . . and Drinking Pieces with this handsome new stem.

80-ounce ice-lipped Pitcher. Matching Iced Tea, Hi-Ball, Water or Juice Tumblers.



Lovely Vases in myriad shapes and sizes—and dainty Accessory Pieces.



You'll adore the convenience and smartness of this 3-Deck Snack Rack.



Graceful . . . beautiful . . . useful, is this sparkling 5-piece Condiment Tray Set.

**IMPERIAL GLASS CORPORATION**  
BELLAIRE, OHIO

ROSETTE or shamrock holders of perfume for the house. Fill with your favorite scent, there are 18 from which to choose: Spice and Herbs, Mountain Pine, Trèfle, Apple Blossom are among them. The holder and a 2 oz. bottle of perfume, \$1, post-paid, or C.O.D. plus postage charges. Fragrantaire Co., 381 4th Ave., New York, N. Y.



GABRIEL'S Trumpets sound a note of smartness in new cocktail glasses. The solid glass bases are heavy to keep tipplers from tipping them over. Their bamboo handles take them out of the ordinary run of glasses seen everywhere. About 4" tall, big enough for man-sized drinks. \$15 a dozen. Langbein, 161 Willoughby, Brooklyn, N. Y.



## We Have So Much to Fight For

. . . so much to be grateful for . . . the charm, conveniences, and comforts we are at liberty to have for our homes, including the inspiration of beautiful furniture, priced within the reach of everyone. The Kent-Coffey "Albemarle" pieces illustrated are from a large 18th Century open stock bedroom group. Authentically styled, built of Mahogany with American Gumwood, richly finished, there is a choice of beds of various types, many chests, cabinets, dressing tables, vanities, bureaus, mirrors, and interesting smaller pieces.

**KENT-COFFEY**  
MANUFACTURING COMPANY  
Lenoir, North Carolina




Booklet:  
**FURNITURE  
STYLE BOOK**  
Mailed Free  
on Request  
Pictures many of the  
current, fashionable  
designs for bedroom  
— both modern and  
traditional styles.

BUY WAR BONDS — THE BEST INVESTMENT TO SAFEGUARD YOUR HOME

APRIL, 1943

# AROUND



A LOT for a little is yours when you order this group of assorted Mexican salt and pepper shakers, for believe it if you can, all four pairs can be yours for \$1. In assorted types, group shown includes a pair of cacti, Mexican men, women, and sacred elephants. All four sets, \$1, prepaid. Order from The Old Mexico Shop in Santa Fe, New Mex.



SPRING is here now with a whole new crop of brides who'll have to be given wedding presents. We suggest for several of them a candy jar of cut crystal. It looks expensive but isn't, and is useful for so many things. Attractive in pairs on a console. \$2.50 plus postage. Hammacher Schlemmer, 145 East 57th Street, New York, N. Y.

**Spode THE FINE ENGLISH DINNERWARE**

**IRIS (BONE CHINA)**  
Service for 4 people  
20 pieces \$52.02

**HEATH AND ROSE**  
Service for 4 people  
20 pieces \$37.85

Your Spode is a permanent possession. Its enduring beauty will be yours through the years. Select your pattern at your local stores or write for Booklet 37.


*Wholesale distributors*  
COPELAND & THOMPSON, INC., 206 Fifth Avenue, New York, N. Y.  
*Prices are subject to change*

**BRITISH CRAFTSMANSHIP AT ITS BEST**

There are some things money can't buy



but you can still buy beauty in Bigelow Rugs



Homes should be attractive now



A new Bigelow Beauvais rug (Made in U. S. A.) will bring charm to yours



Blankets and duck for the armed forces, yes, but we're still making some rugs for you. If you need a rug now, you should buy one that will last. Beauvais is a close-woven, long-wearing grade. See the other Bigelow grades, too, at your dealers soon.

Care for your rugs

Now you can dry clean your rugs at home with Powder-ene. No liquid. No soap. No suds. It's easy, economical and absolutely safe. For FREE booklet on rug care, write Bigelow Weavers, Dept. 43 G, 140 Madison Ave., New York City. Copr. 1943, Bigelow-Sanford Carpet Co., Inc.



Makers of fine rugs and carpets since 1825

FIRST... BUY A WAR BOND

(Continued from page 83)



**Even** a child can understand the simple, clear wording of the Balsam-Wool insulation guarantee: if you are not entirely satisfied, your money will be refunded. Here's why this insulation can offer you such complete, rock-ribbed assurance:


**Design** Wood Conversion Company engineers recognized that house insulation required the same engineering, the same care in design as insulation used industrially. They designed Balsam-Wool to be moisture-proofed, windproof and flameproof... designed it to have lifetime efficiency.



**Research** Behind Balsam-Wool stands constant research. For instance, Balsam-Wool introduced the integral moisture and wind barrier—the sealed principle—the spacer flange which assures double air spaces. All these technical features help to make your comfort and fuel savings SURE.



**Leadership** During the years that Balsam-Wool has been forging ahead, hundreds of different types and brands of insulation have come and gone. Balsam-Wool has remained because its makers anticipated America's insulation needs—and met them more fully.



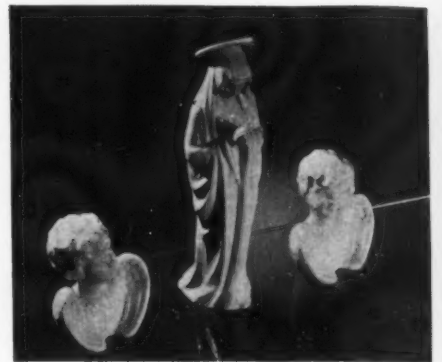
**Experience** In more than 500,000 homes—for more than 20 years—Balsam-Wool sealed insulation has proved its ability to provide satisfaction that lasts. No wonder it is known as the Aristocrat of Insulation! Quickly and easily applied, Balsam-Wool is available at your Lumber Dealer's. See him—or mail the coupon for further information.



**NEW DOUBLE-VALUE BALSAM-WOOL SEALED INSULATION**

WOOD CONVERSION COMPANY  
 Dept. 113-4, First National Bank Bldg.  
 St. Paul, Minnesota  
 Gentlemen: I want to know more about Balsam-Wool Double-Value Attic Insulation.  
 To assist us in giving you special information, please check: I am a home owner  renter  architect  student  contractor   
 Name .....  
 Address .....  
 City..... State.....

THE secret of successful giving often lies in the appropriateness of the gift. What then could be more successful than an Easter gift of this praying Madonna and the two tousle-haired cherubs? All three are made of fine white porcelain. Madonna, 8", \$7.50. Cherubs, \$8.50 a pair. Plus postage. Alfred Orlik, 421 Madison, N. Y. C.




OPERA plates with scenes and music from twelve of the most popular operas are copies of ones made in France for many years. Colorful and interesting for canapés or as the odd plate so handy at tea-time. About 6½" wide. Set of 12 subjects, \$7.50, prepaid except on C.O.D.'s. The Bar Mart, 62 West 45th St., New York, New York.



**LIVE HAPPILY EVER AFTER in a Vermont Summer Home**


Shop through this 120-page book of Vermont farm and Summer Home offerings.

"A quiet little place in the country all our own" ... who has not had the dream? For those later years of leisure, the quiet tempo of life in rural Vermont is the ideal prescription. It offers so much for so little, whether your goal is for full-time or part-time residence... or just for an all-round re-fitting vacation. To help you find your own "Shangri-la" in beautiful, peaceful Vermont, send for the official book, "Vermont Farms and Summer Homes." Lists over four hundred properties suited to your own leisurely development and use. Vacation booklets, also on request.



*Vermont*  
**"PEACE BE WITH YOU"**  
 Vermont Publicity Service  
 20 State House, Montpelier, Vermont

AROUND



**SPACE riddle:** how to seat seven people at a card table built for four and comfortably, too? The answer's simple; use the folding T-Top that slides easily over a card table. It's perfect for luncheons, poker, jig saw puzzles. In natural finish plywood, \$4.95. In black, red, or dark green, \$5.95. Salem Lumber Co., Salem, Mass.



**TIME** and labor saving device, one main dish served in an attractive casserole. Use the pyrex part right in the oven, then pop it into the wooden container. Never too hot to handle or ruin the table, it still holds the heat, is good looking to boot. Has flower design on sides. \$4, prepaid. Fashion Fair, 4 Spruce Street, Great Neck, New York.



**When shipmates get together—tomorrow**

- Yeoman First Class Bill Clark keeps writing home about the fine friendships he is making in the Navy. He says he wants to keep in close touch with these fellows after the war is over.
- This has given Bill's parents an idea. Why not fix up the basement into a rumpus room—a real he-man's room—where Bill can entertain his shipmates?
- The job is being done now and the high point of the room is the Western Knotty Pine\* paneling. There's a fireplace to gather around and spin yarns. It will be a perfect place for Bill and his friends. For other parents who are interested, we have a copy of "Western Pine Camera Views." Write Western Pine Association, Dept. 169-J, Yeon Building, Portland, Oregon.

\*Idaho White Pine \*Ponderosa Pine \*Sugar Pine

THESE ARE THE WESTERN PINES

**How much is that old rug worth?**



Here's a wonderful way to save it ... make it last years longer... and

**make it soft and valuable again with Circle Tread Ozite rug cushion**

Now that I've laid it over Circle Tread Ozite, that old rug is soft as new and good for years more wear!



Will you spend a little to save a lot? Then get Circle Tread Ozite Rug Cushions right away for all your old rugs. Don't wait—your rugs are wearing out more every day. Save them now. Make them feel wonderfully soft and new again, giving your whole home a feeling of comfort and quiet your family will enjoy.

Remember that the Circle Tread Ozite you order today will outlast the rugs—will stay soft and luxurious to cushion new rugs when you're ready for them. You'll feel you've never spent money more wisely, more enjoyably.

• Circle Tread Ozite Rug and Carpet Cushion is made of All Hair, reinforced with Adhesive Fabric Center. All new—no re-worked materials used. Sterilized by "ozonizing." Permanently mothproofed. Made in 3 weights. Satisfaction guaranteed. Sold at all good stores.

**Circle Tread OZITE RUG CUSHION**  
will save, save, SAVE that old rug!

Send for Free Booklet on Care of Rugs  
Paste on a penny postcard


Clinton Carpet Company  
Merchandise Mart, Chicago  
Please send Free Booklet 315 on Care of Rugs with facts on making rugs last longer, stain removal, etc.

Name.....  
Address.....  
City.....  
State.....



# KEEP YOUR COLORS FLYING with House & Garden

... IN YOUR HEART, IN YOUR HOME! and one will inspire the other. Use color lavishly for redecorating this year but heed a word of caution first. Lots of dyestuffs have gone to war. So let April HOUSE & GARDEN be your guide in choosing colors that have been checked against government priorities and pronounced available for a whole year to come. Do your shopping at the top-notch stores below where "Keep Your Colors Flying" posters mark homefurnishings in HOUSE & GARDEN Colors for 1943!



- ALABAMA**
- DOTHAN  
Blumberg & Sons
- MOBILE  
C. J. Gayfer & Co., Inc.
- TUSCALOOSA  
C. W. Lewis Furn. Co.
- ARKANSAS**
- FORT SMITH  
Arcade Furn. Store
- CALIFORNIA**
- BEVERLY HILLS  
Bickel Furn. Co.
- LONG BEACH  
Buffum's
- LOS ANGELES  
Barker Bros.
- MONROVIA  
McBratney's
- SAN BERNARDINO  
The Harris Co.
- SANTA MONICA  
H. C. Henshey Co.
- STOCKTON  
John Breuner Co.
- COLORADO**
- BOULDER  
Graham Furniture Co.
- DENVER  
The Denver D. G. Co.
- CONNECTICUT**
- BRIDGEPORT  
The D. M. Read Co.
- DANBURY  
Henry Dick & Son
- MANCHESTER  
J. W. Hale Corp.
- NORWALK  
Tristram & Fuller
- FLORIDA**
- DAYTONA BEACH  
Yowell-Drew Co.
- FT. LAUDERDALE  
Ft. Lauderdale Furn. Co.
- ORLANDO  
Dickson-Ives Co.
- TAMPA  
Maas Bros., Inc.
- GEORGIA**
- ATLANTA  
Rich's, Inc.
- SAVANNAH  
Leopold Adler Co.
- IDAHO**
- BOISE  
C. C. Anderson Co.
- ILLINOIS**
- AURORA  
Block & Kuhl Co.
- BLOOMINGTON  
C. W. Klemm, Inc.
- DECATUR  
Block & Kuhl Co.
- EVANSTON  
Lord's
- FREEPORT  
F. A. Read Co.
- MOLINE  
New York Store
- OAK PARK  
B. M. Norton & Co.
- OTTAWA  
Leader Furn. & Rug Co.
- INDIANA**
- FRANKFORT  
The M. B. Thrasher Co.
- HAMMOND  
Edward C. Minas Co.
- INDIANAPOLIS  
L. S. Ayres & Co., Inc.
- KOKOMO  
W. H. Turner Co.
- LAFAYETTE  
Loeb's
- LOGANSPORT  
The Golden Rule
- MISHAWAKA  
Beiger Furn. Co.


- PERU  
Senger D. G. Co.
- ROCHESTER  
M. Wile & Sons
- SOUTH BEND  
Ellsworth's
- IOWA**
- CEDAR RAPIDS  
The Killian Co.
- DES MOINES  
Younkers
- IOWA CITY  
Strub-Wareham Co.
- MARSHALLTOWN  
The McGregor Co.
- MUSCATINE  
Ficken Furn. & Rug Co.
- WATERLOO  
James Black Co.
- KANSAS**
- ARKANSAS CITY  
Newman D. G. Co.
- DODGE CITY  
Eckles Bros. Dept. Store
- EL DORADO  
Levinson's
- KENTUCKY**
- COVINGTON  
The John R. Coppin Co.
- LEXINGTON  
The Purcell Co.
- OWENSBORO  
McAtee, Lyddane & Ray
- LOUISIANA**
- NEW ORLEANS  
D. H. Holmes Co., Ltd.
- SHREVEPORT  
Hearne D. G. Co.
- MARYLAND**
- BALTIMORE  
Stewart & Co.
- SALISBURY  
R. E. Powell & Co.
- MASSACHUSETTS**
- ATTLEBORO  
Fine's
- BOSTON  
Jordan Marsh Co.
- FALL RIVER  
R. A. McWhirr Co.
- FITCHBURG  
Kidder & Davis
- LOWELL  
The Bon Marché
- LYNN  
Burrows & Sanborn, Inc.
- PITTSFIELD  
England Bros.
- SPRINGFIELD  
Forbes & Wallace
- WALTHAM  
Grover Cronin, Inc.
- WORCESTER  
Denholm & McKay
- MICHIGAN**
- BENTON HARBOR  
Troost Bros.
- LANSING  
J. W. Knapp Co.
- MARQUETTE  
Tonella & Rupp
- MT. CLEMENS  
John Priehs Merc. Co.
- MUSKEGON  
Wm. D. Hardy & Co.
- OWOSSO  
The D. M. Christian Co.
- PONTIAC  
Waite's, Inc.
- SAGINAW  
Wm. C. Wiechmann Co.
- ST. JOSEPH  
Troost Bros.
- MINNESOTA**
- DULUTH  
The Glass Block Store
- FAIRMONT  
Bob Wallace Merc. Co.
- MANKATO  
Landkammer Bros.

- ST. CLOUD  
Fandel's
- ST. PAUL  
Schuneman's, Inc.
- WINONA  
H. Choate & Co.
- MISSISSIPPI**
- JACKSON  
R. E. Kennington Co.
- VICKSBURG  
Valley D. G. Co.
- MISSOURI**
- JOPLIN  
Newman's
- KANSAS CITY  
Robert Keith
- NEVADA  
Harry C. Moore Co.
- ST. JOSEPH  
Townsend & Wall Co.
- ST. LOUIS  
Scruggs-Vandervoort-Barney, Inc.
- SEDALIA  
McLaughlin Bros. Furn. Co.
- SPRINGFIELD  
Heer's, Inc.
- MONTANA**
- HELENA  
Filgelman's
- NEBRASKA**
- GRAND ISLAND  
S. N. Wolbach Sons
- LINCOLN  
Miller & Paine
- NEW HAMPSHIRE**
- NASHUA  
Speare D. G. Co.
- NEW JERSEY**
- ATLANTIC CITY  
M. E. Blatt Co.
- CAMDEN  
W. L. Hurley Co.
- JERSEY CITY  
Gray's, Inc.
- PLAINFIELD  
Tepper Bros.
- WEST NEW YORK  
Gray's Inc.
- NEW YORK**
- ALBANY  
John G. Myers Co.
- BINGHAMTON  
Hills, McLean & Haskins
- BUFFALO  
J. N. Adam Co.
- GLENS FALLS  
Fowler's, Inc.
- GLOVERSVILLE  
Martin & Naylor Co.
- HERKIMER  
H. G. Munger & Co.
- ITHACA  
Rothschild Bros.
- JAMESTOWN  
Field & Wright Co.
- KINGSTON  
Stock & Cordts, Inc.
- LOCKPORT  
Williams Bros. Co.
- MIDDLETOWN  
Tompkins D. G. Co.
- NEW ROCHELLE  
Howard R. Ware Corp.
- ONEONTA  
Oneonta Dept. Store, Inc.
- PORT CHESTER  
The Mulwitz Co.
- POUGHKEEPSIE  
Lucky, Platt & Co.
- SARATOGA SPRINGS  
E. D. Starbuck & Co., Inc.
- SCHENECTADY  
The Carl Co.
- SYRACUSE  
Dey Brothers & Co.
- UTICA  
J. B. Wells & Son, Inc.
- WHITE PLAINS  
The Mulwitz Co.
- YONKERS  
M. Dee & Son

- NORTH CAROLINA**
- CHARLOTTE  
Belk Bros. Co.
- DURHAM  
Baldwin's
- WINSTON-SALEM  
Morris-Early & Co.
- OHIO**
- ASHTABULA  
Carlisle-Allen Co.
- DAYTON  
The Rike-Kumler Co.
- HAMILTON  
Geo. Krebs Sons
- MARION  
Uhler-Phillips Co.
- MASSILLON  
The Ideal Co.
- NEWARK  
The John J. Carroll Store
- PORTSMOUTH  
Marting's
- TOLEDO  
The Lamson Bros. Co.
- WARREN  
The Warner Co.
- OKLAHOMA**
- BARTLESVILLE  
Ronald Darrah Furn. Co.
- ENID  
Newman's
- OKLAHOMA CITY  
Harbour-Longmire Co.
- OREGON**
- PORTLAND  
Meier & Frank Co.
- SALEM  
Miller Merc. Co.
- PENNSYLVANIA**
- BETHLEHEM  
Bush-Bull Corp.
- CONNELLSVILLE  
The Troutman Co.
- ERIE  
Trask, Prescott & Richardson
- GREENSBURG  
A. E. Troutman Co.
- JACOBUS  
N. J. Leader
- LANCASTER  
The Hager Store
- MT. CARMEL  
R. Guinan & Co.
- SCRANTON  
Stoehr & Fister
- STROUDSBURG  
A. B. Wyckoff, Inc.
- UNIONTOWN  
Wright-Metzler Co.
- WARREN  
Metzger-Wright Co.
- WAYNESBORO  
Wolf & McKown
- WEST CHESTER  
William J. Kauffman
- WILKES-BARRE  
Fowler, Dick & Walker
- WILLIAMSPORT  
L. L. Stearns & Sons
- YORK  
Bon-Ton Dept. Store
- SOUTH CAROLINA**
- GREENVILLE  
Meyers-Arnold Co.
- SOUTH DAKOTA**
- SIoux FALLS  
Shriver-Johnson Co.

- TENNESSEE**
- CHATTANOOGA  
Loveman's
- JOHNSON CITY  
King's, Inc.
- MEMPHIS  
John Gerber Co.
- TEXAS**
- DALLAS  
Sanger Bros., Inc.
- FORT WORTH  
Fakes & Co.
- SAN ANTONIO  
Joske Bros. Co.
- WICHITA FALLS  
North Texas Furn. Co., Inc.
- VERMONT**
- BRATTLEBORO  
Houghton-Simonds Co.
- BURLINGTON  
Abernethy-Clarkson-Wright
- RUTLAND  
Chas. Sterns & Co.
- VIRGINIA**
- FARMVILLE  
The Hub
- LYNCHBURG  
J. R. Millner Co.
- NORFOLK  
Smith & Welton, Inc.
- RICHMOND  
Miller and Rhoads
- ROANOKE  
S. H. Heironimus Co., Inc.
- WASHINGTON**
- EVERETT  
Rumbaugh-MacLain
- SEATTLE  
Frederick & Nelson
- YAKIMA  
Harold H. Schultz
- WEST VIRGINIA**
- CLARKSBURG  
Parsons-Souders Co.
- JACOBUS  
N. J. Leader
- LANCASTER  
The Hager Store
- MT. CARMEL  
R. Guinan & Co.
- SCRANTON  
Stoehr & Fister
- STROUDSBURG  
A. B. Wyckoff, Inc.
- UNIONTOWN  
Wright-Metzler Co.
- WARREN  
Metzger-Wright Co.
- WAYNESBORO  
Wolf & McKown
- WEST CHESTER  
William J. Kauffman
- WILKES-BARRE  
Fowler, Dick & Walker
- WILLIAMSPORT  
L. L. Stearns & Sons
- YORK  
Bon-Ton Dept. Store
- WISCONSIN**
- APPLETON  
Pettibone Peabody Co.
- BELOIT  
McNeany's
- CHIPPEWA FALLS  
A. C. Mason Co.
- EAU CLAIRE  
Wm. Samuelson D. G. Co.
- KENOSHA  
The Barden Store
- LA CROSSE  
Wm. Doerflinger Co.
- RACINE  
Zahn D. G. Co.
- SHEBOYGAN  
H. C. Prange Co.
- WISCONSIN RAPIDS  
Johnson & Hill Co.
- CANADA**
- MONTREAL  
Henry Morgan & Co., Ltd.
- SIoux FALLS  
The T. Eaton Co., Ltd.





Mansfield Quality Vitreous China Closets and Lavatories will bring up to the minute beauty and efficiency to your bathroom. The advanced styling appeals immediately to those who want something distinctive in design and yet whose moderate cost fits ideally into any fixed budget. These units bear an everlasting charm and give a lifetime of satisfactory service. On display locally by your favorite dealer.

Write for Free Booklet

If you live east of the Mississippi River, send for a free copy of "Pudding Clay for Lifetime Service."

MANSFIELD SANITARY POTTERY, Inc. PERRYVILLE, OHIO



### Double-barreled Investment

It's American to want a good home! In Maine a home is more than a sound financial investment. It is also an investment in charm and contentment. For Maine offers friendly neighbors—scenic beauty—healthful climate—good living!

Whether you prefer village or small farmstead, lake or sea, valley or tree-robed mountain... we can help you find the home you've dreamed of owning—for vacations or permanent residence or eventual retirement!

Mail coupon for free list of available Maine real estate.

HAVE THE TIME OF YOUR LIFE IN MAINE!

MAINE DEVELOPMENT COMMISSION  
Dept. 672, State House, Augusta, Maine  
I am looking for a home in Maine. Please send me information.

Name \_\_\_\_\_  
Address \_\_\_\_\_  
City \_\_\_\_\_ State \_\_\_\_\_

## COLOR AS A DECORATING TOOL

(Continued from page 31)

dark walls, or plan it with lots of contrasts. Very often this technique comes in handy if you have just an average size room and very little furniture. With color and color contrasts you can keep it from looking bare. Have your furniture in high contrast to your walls, whether they are dark or light to make the most of what pieces you have. Try brilliant colors on your chairs. Paint a panel behind a table. Paint a contrasting dado around the room. If you have a fireplace, paint the chimney breast a contrasting color from the walls. Or paint the mantel and hearth black.

Whether a color scheme is sophisticated or primitive depends not so much on the colors chosen, as on the way they are used. A primitive scheme usually contains quite a lot of good plain primary color, while the sophisticated ones are more inclined towards the betwixt and between mixtures—but this is to a large extent a matter of fashion.

In planning a color scheme for a room in your house, there is only one place to begin—and that is to begin with the color you like. You can make a color scheme for almost any type of room around almost any color if you plan it right. Decide whether the color is best suited to be your basic background color, your secondary theme or your accent color. Don't let anyone tell

you you have to have any particular color because you have a northern exposure (or southern exposure) and your room needs "warming" (or "cooling"). There are more ways than one to "warm" or "cool" a room. You can warm it with pale gold on the walls and at the windows, or with peach or pale coral, or with beige. You can also do it with a warm brown carpet or a turkey red one or soft rose. You can even use a "cool" blue or green wall color and offset it with "warm" accents, upholstery or carpet color.

There are really two fundamental sorts of schemes, from the practical point of view—schemes built of matching colors, such as lights and darks of one color with white and perhaps closely allied accents, and schemes with mixed or contrasting color. The first type of scheme can be quiet and soothing, as for instance combinations of off-whites, beiges and soft browns with perhaps accent touches of coral or lacquer which are in the brown family of course. Or it may be stimulating with very pale yellow green and bright kelly green and white. It all depends on how you do it, and how much contrast of intensity and shade you work in.

A mixed color scheme is the more usual sort, and is made up of a background basic color, with harmonizing (Continued on page 88)



Modern BROADLOOM RUGS at SAVINGS UP TO 1/2

Early American Designs

Soft Tweed Blends

Rich Solid Colors

Use Both Sides

18th Century

Just Send us Your Old Rugs, Clothing

WE DO THE REST! It's all so easy! Your materials are picked up at your door at our expense by Freight or Express—and a week later you can have [at sensational savings] colorful, modern, deep-textured BROADLOOM RUGS that are woven SEAMLESS and REVERSIBLE for double the wear—

Any Width up to 16 ft. by Any Length—many sizes not offered elsewhere!

YOUR CHOICE of all the up-to-date new colors and patterns: 61 Early American, 18th Century floral, Oriental, Texture and Leaf designs, Solid colors, soft Tweed blends, dainty ovals.

OLSON FACTORY TO-YOU!

We Guarantee to satisfy or pay for your materials. You risk nothing by a trial. Our 68th year. Over two million customers. We have no agents.

Write for America's Greatest Money-Saving Rug Book—40 pages of Rugs and model rooms. Shows how we shred, merge, sterilize and reclaim wool in all kinds of rugs, clothing—bleach, respin, redye—and weave into New Rugs.



FREE Book in Colors Tells How!

Mail Coupon Today or 1c Postal

OLSON RUG CO. CHICAGO, NEW YORK SAN FRANCISCO

2800 N. Crawford Ave., CHICAGO, Dept. C-66

Gentlemen: Mail new catalog Free to:

Name \_\_\_\_\_  
Address \_\_\_\_\_  
City \_\_\_\_\_ State \_\_\_\_\_  
Town \_\_\_\_\_ State \_\_\_\_\_



New! SCRAPBOOK

FOR HOME PLANNERS

It's a Beauty... Handy Too!

Helps you collect, plan and organize all of your new home ideas

It's really a BEAUTY... this special Home Planner's Scrapbook. Good looking Moroccan Brown Leatherette Cover, with harmonizing ivory plastic binding. YOUR OWN NAME PRINTED IN GOLD INK right on the cover. Twenty-four roomy pages 10 x 13 inches in size (plus cover pages)... soft buff colored paper ideal for mounting clippings. Printed in rich brown ink with attractive sketches throughout. Six big roomy envelopes to hold lots of booklets and folders.

IF YOU ARE COLLECTING IDEAS for your new home, you'll certainly want this NEW Home Planner's Scrapbook. Published by the Andersen Corporation, makers of Andersen Lifetime Wood Window Units, as a service to people who are planning to build a new home. Does not contain any advertising. It is a book you will be proud to own, and show to your friends. The New Home Planner's Scrapbook is sold at actual cost on a money back guarantee. Order your copy today.

SEND NOW! FOR YOUR COPY—ONLY 50c POSTPAID


Andersen Corporation, Dept. HG43 Bayport, Minnesota

I enclose 50c (coin or stamps) for your Home Planner's Scrapbook. Also send without extra cost your new booklet "Window Beauty Ideas".

Name \_\_\_\_\_  
(Print your name as you want it on your scrapbook)  
Address \_\_\_\_\_  
City \_\_\_\_\_ State \_\_\_\_\_

### 12 Special Sections for

HOUSES & HOUSE PLANS • KITCHEN IDEAS • BATHROOM IDEAS • IDEAS FOR OUTDOOR LIVING • RECREATION ROOM IDEAS • IDEAS FOR BUILT-INS • PLUS SECTIONS FOR EVERY OTHER ROOM IN THE HOME.



*Baker Furniture*  
The Experts in First Choice  
*Beauty, Soundness, Permanence*

*Baker Furniture, Inc.*  
CABINET MAKERS  
10 MILLING ROAD, HOLLAND, MICHIGAN  
*Makers of America's Finest 18th Century Reproductions*

*Wondering How?*  
See the  
**FINCASTLE FABRICS**  
for Spring



● It's easy to solve your redecorating problem the Fincastle way—there are so many colorful patterns to choose from. See them at your department store—and in the meantime send 10¢ in stamps or coin for a copy of our helpful decorating booklet, "Interiors Beautiful".

LOUISVILLE TEXTILES, INC.  
1323 McHenry St., Louisville, Ky.

**Fincastle FABRICS**

FOR DRAPERIES • SLIP COVERS • BEDSPREADS

## QUIZ ANSWERS

(See page 39)

Score 5 points  
for each correct answer.

1. Red, yellow, blue.
2. White and pale shades of green, blue, gray, beige.
3. True.
4. Empire green.
5. Red and orange.
6. Chartreuse.
7. A contrasting, dark color.
8. Yellow.
9. Burgundy, emerald green, reddish brown, rose.
10. Tan.
11. Gray-blue.
12. Powder blue.
13. Violet.
14. Blue. Rhapsody in Blue; Blue-beard; Blue Laws.
15. False. You should add the complementary colors—blue and red.
16. True. See scheme number 4 on page 37.
17. Pink.
18. Orange, violet, green.
19. Rage, fear, envy.
20. False.

## GIRL'S BEDROOM

(See page 56)

Further information about the merchandise in the young girl's room.

The Deltox rug can be had in several pastel colors, \$10.95, at B. Altman.

Faribo "Woolcraft" blankets are \$14.98 each at R. H. Macy.

Kenneth curtains in permanent finish dotted Swiss, \$2.85 to \$4.85 depending on size, John Wanamaker.

Scalloped sheets, \$14 each, pillow slips, \$5.50 each, Grande Maison de Blanc. At the window, Columbia's Residential Blind. Pictures, accessories, \$1 to \$7.50, at B. Altman.

## COLOR AS A TOOL

(Continued from page 87)

secondary color or colors. Accent colors are usually contrasting. You can usually build a good scheme this way by picking up the colors in a piece of chintz you like, or following through on the colors in the wallpaper you have chosen, since these are often designed and colored by artists.

A recently discovered way of identifying colors, known as the Quantacolor Theory (about which HOUSE & GARDEN is planning to run an article soon), divides colors into four families. Each group contains all hues, however, each has its characteristic value; one group is radiant; the second is vibrant; the third iridescent; the fourth opalescent.

It has been proved that each person has a special affinity for one of these groups, although all may please him. Knowing which group suits you will be helpful in your choice of a congenial color scheme in decoration.

We value QUALITY  
more than Sales

Recent weeks have seen the greatest demand for Widmer's Wines and Vermouths in our 55 years of experience.

Only by shortening the span of time devoted to the aging and mellowing of our wines could we have bottled and shipped enough Widmer's to fill all orders—but we prize our standards of excellence and our reputation too much to do that.


This means that Widmer's is temporarily scarce on many shelves—but it likewise means that you can be sure that every bottle of Widmer's is fully matured—is uniform in quality.

NEW YORK STATE  
WIDMER'S WINES  
and Vermouths

Vintners of Fine Wines Since 1888  
WIDMER'S WINE CELLARS, INC.,  
NAPLES, N. Y.

*Pickard*  
AMERICA'S MOST  
EXQUISITE DINNERWARE

Send for illustrated booklet,  
"The Story of Pickard China"



PILGRIM



BOUQUET

PILGRIM—chaste simplicity in  
gold and ivory

BOUQUET—gay flowers in a  
new bold style

PICKARD, INC., Antioch, Ill.



**IS IT BEST TO SLEEP ALONE?**

Don't make a snap decision...you might be wrong. There's a sound case for the double bed, another for twins or separate rooms. The whole problem is sensibly discussed in the new booklet. This Will Put You To Sleep. Send for it.



...tells how to get to sleep...how to decorate bedroom...how to make bed...how to make blankets last...48 pages, many other topics. FREE! Write North Star Woolen Mills, 251 South Second Street, Minneapolis, Minnesota.

**North Star All wool BLANKETS**

Navy gets first call on North Stars. If your dealer has none, that's why.

**A FINE KETTLE OF FISH**

(Continued from page 77)

fish, etc.) in oil. When they are beautifully brown set them aside in a shallow dish. Add cloves, onion and carrot to oil and let cook until they begin to color, then add wine vinegar, water, salt, pepper, thyme, bay leaf and hot pepper. Simmer this gently for 25 minutes. Strain the sauce over the fish, chill and serve. Even better if prepared 24 hours in advance of the party.

**Super sauces**

In many cases a good sauce makes a most ordinary fish into an exciting dish. Add lemon juice, shrimp or cooked egg to drawn butter sauce (if available) for an extra fillip to steamed cod, haddock, and halibut. Mackerel, skate and poached sea bass display their charm to considerable advantage when they enjoy the patronage of either caper or fennel sauce. Here's how:

**Fennel sauce**

- 3 or 4 large fennel sprigs
- 1 tablespoon flour
- 4 tablespoons butter
- ¾ cup fish stock made from the fish trimmings
- 3 egg yolks
- 1 scant teaspoon lemon juice

Remove the stems from the fennel sprigs, and chop the leaves finely. Enclose in a cheesecloth bag and blanch for a moment or two in hot water. Then rinse in cold water and drain. Blend flour with 1 tablespoon butter over a low flame and, stirring constantly, slowly add hot fish stock. When the mixture begins to boil, remove it from the flame and stir in the egg yolks, beating well after each addition. Return the pan to a slow fire, mixing in, in rotation, the finely chopped fennel, 3 tablespoons sweet butter and the lemon juice. Do not allow the sauce to boil, but serve very hot.

**Caper sauce**

- 3 tablespoons flour
- 5 tablespoons butter or margarine
- 1 cup water
- 2 or 3 egg yolks
- 1½ tablespoons light cream or evaporated milk
- Dash lemon juice
- 2 tablespoons well-washed capers.

Melt 3 tablespoons butter, add flour and blend thoroughly. Pour into this roux a cup of boiling water; beat vigorously. Remove the pan from the heat and beat in egg yolks diluted with cream or evaporated milk which has been flavored with a smitch of lemon juice. Strain this mixture through a fine sieve; then stir in alternately 2 tablespoons butter and 2 tablespoons capers. (The latter if they are very big should be chopped.) Check for seasoning and serve very hot.

Oh, and by the way. When the capers are omitted and 1 teaspoonful of prepared mustard is added instead, you achieve a mustard sauce with this same base. Grand with cold poached fish instead of mayonnaise! Like sharp sauces? Add 1 teaspoonful of tarragon vinegar to your mustard concoction. You'll get plenty of piquancy.

*It's GOOD TASTE even to her finger tips*

MILWAUKEE'S MOST EXQUISITE BEER

FOR GOOD TASTE  
*Blatz*  
Pilsener BEER

BLATZ BREWING CO., MILWAUKEE, WIS. • IN OUR 92nd YEAR

NO CURLED HEMS!  
NO PUCKERED SEAMS!  
NO WEIGHTS!

This marvelous PATENTED HEM\* makes *Port-Edge* CURTAINS hang straight without weights

Guaranteed by Good Housekeeping

Remember the name PORT-EDGE, for only PORT-EDGE Curtains have this famous patented hem! Remember the name PORT-EDGE, too, if you would glamorize your windows with curtains of lasting loveliness... sheer, shimmering marquise curtains... with luxurious fullness, fine tailoring and a crisp, lustrous finish that retains its beauty after repeated washings. Both rayon and cotton—in newest Spring shades—in sizes to fit every window. \$1.98 to \$4.98. At leading stores.

Send for FREE BOOKLET

"How to Make Your Curtains Look Lovely Longer"

Portage Draperies Co., Inc., Dept. F, 16 E. 34th St., New York. Patent No. 2,020,971.



EVEN NOW *Pella* VENETIAN BLINDS FOR THOSE WHO WANT THE FINEST

THE SLATS in Pella Blinds are STRAIGHT GRAINED special wood that comes from only one certain forest in the northwest. All slats are HAND SELECTED. Replacements are furnished FREE for warpage within 2 years! All mechanism is enclosed in a moulded head member—only 1½" deep. No valance necessary. Pella Blinds close perfectly. Tilt easily, quietly. Exclusive type cord lock eliminates cord slippage. Oversize pulleys minimize cord wear. 34 lovely "decorator" colors. Smooth, "glass-

like" finish. Mail coupon for FREE Venetian Blind Book and name of nearest dealer.

Orders Shipped Within 7 Days

FREE VENETIAN BLIND BOOK

ROLSCREEN CO., Dept. 743, Pella, Iowa

Please send FREE Venetian Blind Book. After Victory, I am planning to:  BUILD,  REMODEL. Also send Pella literature on:  ROLSCREENS,  CASEMENT WINDOWS.

Name.....  
Address.....  
City.....State.....



British Oak is beautiful in simple, delightful styling and is proving to be a constant pleasure to thousands of American families. It may appeal to you.

We offer this small folder showing several British Oak designs. It will be a pleasure to mail it to you on request.

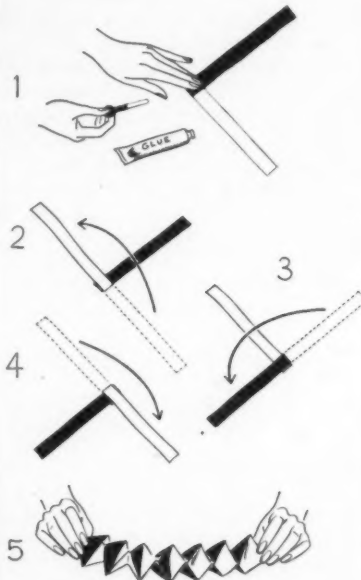
Dept. A  
**JAMESTOWN LOUNGE**  
*Company*  
Jamestown, N.Y.




### ANYONE CAN MAKE PAPER NOVELTIES

(How to construct the paper fan-cies shown on page 19.)

There are two fundamental construction tricks underlying the paper figures shown on page 19. First is the standard-fold usually made with two strips of paper contrasting in color. These are pasted or stapled together at right angles at their ends (1). Keep on folding one strip over the other (2, 3, 4) until you have a boxy strip (5) of the length you need.



Second trick is the pleat (6) which may be stapled off center and frilled out on each side (7) to form a blouse and skirt as in the bride shown on page 19. If using paste, not staples, clip the paper together until paste has set.



Directions for making the harlequin on a stick will give you some idea of how the standard-fold may be used for a variety of effects.

Take two strips of paper, one pink one green, each 20x1/2". Standard-fold these until one half of each piece is folded. This is one leg.

Now take a second pink strip. Place it with its center crossing the green strip at right angles where the folding stopped. Staple and standard-fold this second pink strip with the green until you reach their ends, then staple. This is the second leg.

The two 10" ends of pink strip lying parallel at the top are crossed and stapled to form the torso.

To make the arms, staple one end of another green strip at right angles to the end of one of these pink strips and standard-fold toward the torso. Then continue standard-folding the second half of this green strip with the other pink strip from the torso out, until you reach their end, then staple.


### WATER LILY



Beautiful new decorative art pottery that will distinguish your loveliest setting. Fifty graceful shapes — choice of exquisite, hand-painted colors — Rose, Ciel Blue or Walnut Brown. Modestly priced at department stores and gift shops everywhere.

Send 10c for pottery booklet  
**ROSEVILLE POTTERY, INC.**  
Dept. HG-43, Zanesville, Ohio

**ROSEVILLE**  
DECORATIVE ART POTTERY




**"WELLFLEET"**  
from an old Cape Cod cottage!

A useful Strahan pattern . . . notable for its delightful simplicity, its rich, clear colors. One of the unusual new Strahan designs which your decorator can show you.

**THOMAS STRAHAN COMPANY**  
Chelsea, Massachusetts

MAKERS OF FINE WALLPAPERS SINCE 1886  
Showrooms at 417 Fifth Avenue, New York  
Merchandise Mart, Room 1322, Chicago



are smart **SLIP COVERS**

**THEY FIT!**

Exclusive patented features — "separate-arm-and-back", "Hug-Flex" shoulders, etc.—insure perfect fit on long or short arms, thick or thin shoulders.



Ready made for all standard styles of overstuffed furniture. Chair is Fiesta Pattern, available with drapes to match. Sofas show Princeton Gabardine. Customettes are made in a wide selection of materials and patterns—many correlated.

For **CHAIRS SOFAS STUDIO COUCHES OTTOMANS**

**KNIT-FIT SLIP COVERS**  
WITH FLOUNCE ATTACHED



Knitted slip covers that fit like upholstery! Cannot wrinkle or crease. Now made with flounce attached and cord-welt trim. For all standard furniture styles.

ROLEY POLEY MFG. CO., Chicago, Ill.

AT BETTER DEPARTMENT STORES

# GROW YOUR OWN VEGETABLES

(Continued from page 62)

early in the season off at the ground. They will grow again—not another full head but loose leaves which will be perfect in all your salads.

If you are tired of shelling peas, plant edible, sugar-podded peas. You eat the pod as well as the pea and it is delectable. Pick them when the tiny peas inside the pod are first swelling up into shape. The plants bear over a long period and they are one of the most economical vegetables. Last Summer a picking of 3½ pounds served fifteen people at one meal, and we all have terrific appetites.

The woodchuck raised his family on fifty percent of our squash crop (one plant) but still we harvested ninety pounds. We grew the Cocozelle or Italian squash. Picked young, these are extremely good but the thick vine that hid the woodchuck for so long also concealed some of the squash and those that eluded us grew huge. One weighed ten pounds but was as tender as the smaller ones.

Squash is a most satisfactory crop as well as beautiful to grow. The large green leaves with their prickly stems enhance the vegetable garden, and a squash blossom, open and gold and slightly damp about the stamens on a warm Summer morning, is easily as beautiful as any of your flowers.

A way to hurry squash, cucumbers or melons into an early season of produc-

tiveness is to plant them thus: Crack the bottom out of a gallon glass jug and set it in the earth over the seeds you have planted. With the cork out, this forms a successful, well-ventilated, individual greenhouse. The hot moist air inside will cause the seeds to sprout in about five days. Remove the gallon jugs when the leaves inside become crowded, which will be in approximately three weeks.

### Hearty corn

Our corn was phenomenal. Two herring and a shovelful of compost went into each hill and then eight seeds. A corn hill starts out in life as a depression in the ground about fourteen inches across with the soil beneath loosened. It is called a hill because as the corn grows you hoe the earth up about the necks of the young plants and in the end you do have cornstalks rising up out of hills. We thin the corn to stand four or five plants to a hill and the hills are two feet apart in rows.

You can plant corn successively from the first of May on till the first of August, and from July to October you will eat sun-ripened sweet corn. Corn which you plant in the vicinity of New York on August 1st will be ripe by Halloween and the near frost and cool October nights give it quite a different flavor from that which grows in early Summer. We planted our corn between  
(Continued on page 94)



"Puritan," a classic design in French blue, is one of the many Lambertton open-stock patterns.


## Lamberton Ivory China

You will find it hard to believe that a china so exquisite in color, texture, and weight, can be so incredibly resistant to chipping and so permanent in color. This "wearability" is the Lambertton contribution to fine china.

Choose a Lambertton pattern and you will have selected a treasured family heirloom—wholly American and destined to last for generations. Make your choice at your favorite store, or write us for free folders describing Lambertton Ivory China.

*Fisher, Bruce & Co.*

221 Market Street, Philadelphia • 1107 Broadway, New York



### By FERGUSON A PORTRAIT of Gracious Living

The occasional pieces in a woman's home, like the accessories to her costume, tell the story of her taste. Fine pieces of furniture, designed and built for lasting beauty, paint a portrait of gracious living. Women who choose furniture by Ferguson know that dependable craftsmanship and exquisite design are insured for them by the Ferguson and the House and Garden Merchandise of Merit Tags.

**FERGUSON** HOBOKEN  
DROS. MFG. CO. NEW JERSEY

**KEEP YOUR COLORS FLYING**  
with  
*Ripple Twist Rugs*

Ripple Twist Rugs—in the sixteen beautiful colors chosen by House & Garden for this spring—will give your home a welcome wartime "lift"... bring refreshing new color and charm to every room. And the high fur-soft pile will give you luxury undertoot! Guaranteed washable and colorfast. Extra long-wearing. They come in rounds, ovals and oblongs from 2 ft. by 3 ft. to 12 ft. by 18 ft. And so modestly priced that you can use them freely throughout your home!

**QUAKER MAID MILLS**  
Philadelphia, Pa.

**In Every Room in the Home  
Ripple Twist Rug  
has the floor!**

# ANYONE CAN

Demonstrating the basic principles of weaving, so that you can make mats like those on page 18



Use as Server




Use as Hall Piece


Versatile Sheraton Chest—from a distinctive new Hallmark Quality Group, adapted in Mahogany from historic originals. Extra deep Serpentine fronts with Ebony and Boxwood inlays. Use it as a Dresser, as a Dining Room Server or in your Hallway. Chest priced at \$75.25, Mirror \$16.25, f.o.b. factory. Typical of more than 500 beautifully styled Traditional, Early American and Modern pieces illustrated in New 64-PAGE BOOKLET... yours for the asking at Wards nearest Retail Store or Catalog Order Office. Otherwise, send 10 cents in coin for Booklet to Department HG-4, Montgomery Ward & Company, Chicago.

*Hallmark Quality Furniture*  
MONTGOMERY WARD & COMPANY • CHICAGO, ILLINOIS


## HELP THE WAR EFFORT... and do it enjoyably



\$200—without yard (for about 30 hens)



\$104 (6' x 8')



\$14.50 (3' x 5 1/2')



\$104—without fence



\$26 (2 1/2' x 4')



\$16.50

- A Hodgson Poultry House—for "home-grown" eggs and poultry!
- A Hodgson Tool House—for your vegetable "war garden"!
- A Hodgson Hot-bed—to start your plants early!
- A Hodgson Birdhouse—to house those friendly Insect-destroyers!
- A bright new Hodgson Kennel for helpful Hector!
- A Hodgson Playhouse to keep the children happily occupied!

YOU'RE aiding your own and the nation's food supply—and getting healthful relaxation besides—with useful home-life accessories like these to interest you.

Hodgson prefabricated products are beautifully and sturdily made by honest New England craftsmanship. They come in completely finished sections that are easy to assemble (no special skill required). We start shipments promptly. Even Hodgson Houses and Cottages are purchasable under Government regulations.

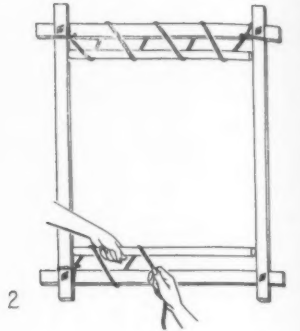

• WRITE FOR FREE HODGSON CATALOG Q-2, showing many types and sizes in all the above items. (Mention those in which you are most interested.)

VISIT THE HODGSON INDOOR EXHIBITS at our New York or Boston address. See a completely furnished 7-room house and other Hodgson products.

E. F. HODGSON CO., 730 Fifth Avenue, New York City  
1108 Commonwealth Avenue, Boston, Mass.

## HODGSON HOUSES

Residential • Camp • Garden • Tool • Poultry • Birdhouses and Feeders • Kennels • Greenhouses • Playhouses



The sides are notch-jointed at the corners (1) and held by bolts and wing nuts, so that the loom may be quickly disassembled and stored in small space.

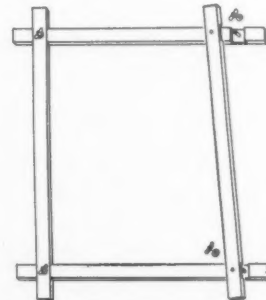
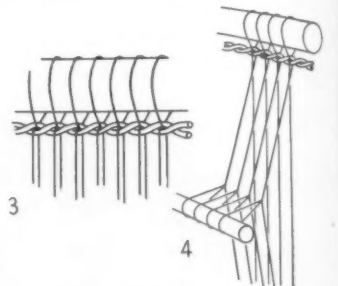
To weave any pieces bigger than 3' square, you will need a correspondingly bigger loom or one of a different type unless you weave several small pieces and sew them together.

To set up the loom for weaving, lay the frame down and loosely attach two wooden rods (1 1/2" doweling) with cord top and bottom (2). Leave room between these warp beams and the frame

To demonstrate the basic principles of weaving we are describing and illustrating a loom of the simplest type. Similar looms are in use even today by the Navajo Indians, and on this loom you can produce the sophisticated yet easily-made mats shown on page 18.

To anyone but an expert weaver originality in the use of materials is of far greater interest than the intricacy of the weave; most of the objects which you will want to make on such a loom will depend for effect more on decorative character and texture than upon a professionally skilled finish.

By using a variety of new materials—cellophane, string, leather, etc.—in unusual combinations, the simplest looms can produce the most original and interesting textiles.



The loom itself can be made by any amateur carpenter in a single evening. The frame is of straight-grained 3" x 1" timber. Each side is about 3' 6" long.

to pass the ball of thread or string used for stringing the warp.

The warp thread is firmly tied to one warp beam, then tightly strung back and forth between the warp beams, passing around each beam and crossing over as shown in 3. Spacing of the warp threads is adjusted, as shown in enlarged detail, by a twisted cord.

When the stringing of the warp is complete and tightly stretched, another round wooden rod is attached by string loops to every alternate warp thread

## Residence Elevators



INCLINATOR

A unique electrically operated "Stair-Lift". Folds against wall when not in use.



"Elevette"

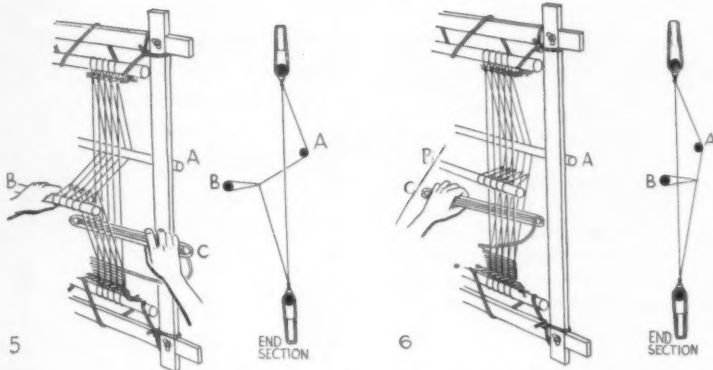
A simple vertical lift for Stair-well or corner of room, with or without enclosure.

Descriptive Booklet giving full information mailed on request.

### INCLINATOR COMPANY OF AMERICA

307 S. CAMERON ST., HARRISBURG, PENNA., U. S. A.  
Originators and Manufacturers of Simplified Passenger Lifts for the Home.

# LEARN TO WEAVE



For greater clarity only a small portion of the loom is illustrated

(4). This is the heald rod. Next you will have to pass the shed rod (A in 5 and 6) between alternate warp threads above the heald rod.

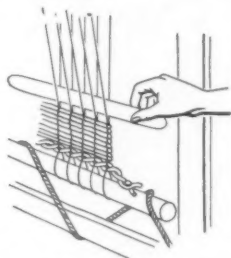
Now everything is set to start the actual weaving. The weft—wool, string, cotton—is wound on a shuttle (C in 5 and 6), a piece of thin wood about 12" long, deeply notched at each end.

The first step (5) has the heald rod (B) pulled forward, opening the "upper shed" for the shuttle (C) to be passed through. Next allow the warp threads to spring back of their own tension (6) so that the shed rod (A) opens the "lower shed". The shuttle is then passed back through here.

Continue with this process, working from the bottom up until the woven cloth is as large as you require. (To clarify the process, we illustrate only a section of the loom threaded.) Every two rows, beat down the weft with a tapered batten (7), or a fork. This

keeps the weave tight and even.

To weave a patterned fabric the main process continues as shown here, but separate shuttles are used for each section of the pattern. Beginners will do well to confine pattern attempts to sim-




ple horizontal bars, which can be simply varied in width and color.

For further information on weaving and on the use of natural dye-stuffs a useful bulletin, "Navajo Weaving and Dyeing", is published by the Universal School of Handicrafts, New York.

## Darning is much simpler than weaving, but will produce mats like the one shown on page 18

THIS way of making table mats is very much simpler than weaving, and the results are equally effective.

The only equipment required is a piece of cotton mesh, cut and hemmed to size, a bodkin or large needle and material such as candlewicking, wool, colored string or raffia. Both the mesh and the material which you thread through it may be dyed to fit your table color scheme.



## the Charm of Old Virginia



SEND FOR our booklet, "Jewels of Victorian Furniture," showing many beautiful reproductions that you will cherish as heirloom pieces. Mail 15 cents in coin to Dept. H.G.

BEAUTIFULLY MADE from solid Honduras mahogany, the Washington console is functional as well as decorative, for it can be readily opened for card-games... The Fredericksburg lady's chair reflects the stately charm of the old Virginian manor from whence it came.

Vanderley Brothers, Inc., Grand Rapids, Mich.

## Heritage of Hospitality

A whisky that proudly upholds those standards of gracious living traditional with Philadelphia.

FAMOUS SINCE 1894

86.8 Proof  
65% Grain  
Neutral Spirits



No. 9552 Lawson Type Sofa "Bustle Seat" convertible to spring

## "BUSTLE" furniture



"Bustle" furniture is well padded and offers you beautifully designed, finely constructed upholstered pieces which can be converted to spring construction in two minutes, when steel is again available.



No. 9552 Chair, same as sofa

A few leading stores where "Bustle" furniture is sold:  
Paine Furniture Co. . . . Boston, Mass.  
Stern Brothers . . . . New York City  
Koss Brothers . . . . Rahway, N. J.  
Lit Brothers . . . . Philadelphia, Pa.  
Kaufmann's . . . . Pittsburgh, Pa.  
Boggs & Bohl . . . . Pittsburgh, Pa.  
Sterling & Welch . . . . Cleveland, Ohio  
Halle Bros. . . . . Cleveland, Ohio  
Elder & Johnson . . . . Dayton, Ohio  
Pringle Furniture Co. . . . Detroit, Mich.  
Weiboldt's . . . . . Chicago, Ill.



Upholstered furniture with springs is prohibited for the duration by WPB order . . . but you can buy "Bustle" furniture (well padded) now and insert the wire springs when available. You can do this in two minutes in your own home. Ask your dealer to demonstrate.

JAMESTOWN-ROYAL  
UPHOLSTERY CORP. *The best made Line in America*  
JAMESTOWN, N. Y.

# Give your Victory Garden the 'Extras' of a Complete Plant Food!

## WITH **VIGORO** VICTORY GARDEN FERTILIZER\*

(FOR FOOD PRODUCTION ONLY)

● Of course, you're planning a Victory Garden this year. You know that Uncle Sam is counting on you, and millions of other patriotic Americans to grow just as much of your own vegetable needs as you possibly can.

But you know, too, that vegetables . . . to grow plentifully, for perfection of size and flavor, for extra richness in minerals and vitamins . . . *must have complete, balanced nourishment.*

Swift's long successful experience in the manufacture of complete plant foods is your assurance that VIGORO Vic-

tory Garden Fertilizer will produce the results you want and expect.

VIGORO Victory Garden Fertilizer is a complete plant food . . . a real square meal . . . supplying in scientific proportions *all* the food elements growing things need from the soil. It produces results quickly and *economically*. Rely on VIGORO Victory Garden Fertilizer to produce yields of tender, tasty and nutritious vegetables. Get it from your garden supply dealer today.

SWIFT & COMPANY

Ask your dealer, too, for a free copy of "How to Make a Better Victory Garden". Prepared by experts, it is full of sound advice.

\* For the duration Vigoro is being produced in this special form . . . to fill the needs of the country's Victory Gardeners.

Supplies all the food elements vegetables need from soil for richness in minerals, vitamins and flavor. In bags of 100, 50 and 25 lbs. Also 5 and 10 lb. packages.



## GROW YOUR OWN VEGETABLES

(Continued from page 91)

rows of young blue-green pea-sprouts. You might call this fast crop rotation. Peas as they grow bring nitrogen into the soil. Corn needs nitrogen to be at its best. Nitrogen fertilizers are scarce now but if you plant your corn close to the peas, it can still dine on its favorite food and consequently will reward you well. In July when the peas are finished we cut them off and put them in the compost. Then our corn expands and grows with abandon and each stalk produces two or three ears instead of one.

We dug fifteen-inch holes for our tomato plants. These we filled with compost, and then, clipping the lower leaves from the young tomato plants, we set them about four inches deep. You plant tomatoes when the nights are settled and warm, about the middle of May, and we started with sixty-six plants. By the middle of June the animal life had left us fifty and from these, in spite of the drought, we gathered one hundred and forty-three pounds. We canned quarts, gave away quantities, and ate them for days on end.


We bought few vegetables all Summer and only needed these for variety at one period when only string beans were ripe in the garden. This year we will buy nothing, for we are increasing our seventeen varieties to twenty-three by adding broccoli and cauliflower

(buy the plants), eggplant and cabbage (ditto), and onion sets.

Then we are also going to raise meat this year, in a manner of speaking! There are twenty-two amino acids which meat possesses and the body needs all twenty-two. Beans have a few, eggs, milk and butter also have some but the soya bean has them all, and is the only vegetable that does. The green sorts are especially delicious. They are also the tenderest and sweetest, as well as the most productive and the easiest to grow in the home garden. You can pick a balanced meal if you raise soya beans.

This is what can be done in an area 40' by 40' where there are rabbits and woodchucks and a drought.

This year the Government asks families to raise as much of their own produce and to become as independent as possible, that more food may be sent abroad. So polish up your tools, order your seeds and go out into the sunshine with your family to dig and plant. You will all be happy working in the soil, for that is the way of gardening and gardeners. You will delight in the fresh home-grown vegetables you raise, and with your own food supply a mere stone's throw from your back door, who cares what they ration next?



## You Can Have a Lovely ANCHOR RUSTIC FENCE *now!*

COMPLETE THE PICTURE of your home with the charm of rustic wood fencing! There's no shortage, and you need no priorities for a beautiful Anchor Rustic Fence. Blends into the landscape the day it's erected . . . costs so much less than you'd expect. Types for small homes and large estates, for screening, backgrounds, privacy, and protection: Cedar "Paling" (illustrated above), Spaced Picket, Picket, Post and Rail, Anchor "Courtesy" Fence,

Chestnut Hurdles, Lattice—and many others. There's one just suited to your landscaping requirements.

*Free* RUSTIC FENCE CATALOG

Mail the coupon below for our Rustic Fence Landscaping Catalog. It's filled with exciting ideas you can use *at once* to give *your* home greater beauty, set it apart from ordinary homes. Anchor's nation-wide erecting service means you can have your fence in place quickly. The Anchor Post Fence Co., 6554 Eastern Ave., Baltimore, Maryland.



ANCHOR POST FENCE CO.  
6554 Eastern Ave., Baltimore, Md.  
Please send me your Rustic Fence Catalog at once.

Name.....  
Address.....  
City..... State.....



# HERB CHECK LIST

(See page 52)

**BORAGE**—Annual. Sow seeds each Spring. The leaves and flowers are used to flavor lemonade and fruit punches. The leaves may also be cooked and served like spinach or served fresh in mixed salads.

**CARAWAY**—Annual. Sow fresh seeds in Spring. The seeds are the important part for seasoning and can be used in bread, cake, candy, soups and sauces. Sprinkle a few seeds over fresh cooked beets.

**CHIVES**—Hardy perennial. Divide the plants each Fall. Onion-like flavor. Cut top of plant with scissors, then chop finely and use in soups, salads, vegetables and cottage cheese. Try finely chopped chives in sour cream on jellied soups.

**DILL**—Annual. Sow in Spring in spot you want it to grow as it does not transplant. Seeds and leaves are used in making dill pickles. Seeds are also used in soups, stews and for making dill vinegar.

**FENNEL**—Perennial, but best results are obtained if the plant is treated like an annual and started fresh each Spring. Both seeds and leaves are used in soups, drinks, and for seasoning fish.

**MARJORAM**—Perennial. Divide the plants whenever they appear crowded. The leaves are the parts used in salad or sprinkled over broiled and roasted meats.

**MINT**—Perennial. These plants spread like fury and should be planted inside a bottomless box or metal container

sunk in the ground. Stems or crushed leaves are good in iced tea and other cool drinks. The leaves can also be chopped in mixed salads and are used in making mint jellies and sauces.

**PARSLEY**—Biennial, but the best plan is to sow fresh seed each Spring. Don't get discouraged if it doesn't sprout at once as the seed takes weeks to germinate. The leaves can be used for garnishing or finely chopped for flavoring in soups, sauces and cottage cheese.

**SAGE**—Perennial. Spreads quite rapidly. The leaves may be used either green or dried for seasoning stuffings for pork, sausage and goose. Also good in fish chowders, cheese or as sage tea.

**SAVORY**—Perennial. Leaves have a peppery flavor and can be used either fresh or dried in soups, stews and meat sauces.

**SWEET BASIL**—Annual. Comes quickly from seed. Both the leaves and flowers are used in salads, soups, sauces, sausage and all dishes containing tomatoes. Try fresh green leaves chopped fine and sprinkled over chilled sliced tomatoes.

**TARRAGON**—Perennial. Leaves used in meat sauces, mixed salads, dressing for chicken or sprinkled over broiled chickens and in egg dishes. Finely chopped leaves with vinegar make tarragon vinegar.

**THYME**—Perennial. Use the leaves for flavoring meat loaf, poultry dressings, soups.



Your 1943 Coldwell mower is riding the convoy lanes somewhere on the high seas.

All the manpower, facilities and resources of Coldwell are at work day and night delivering special equipment to our armed forces in ever increasing quantities. This we consider our duty for the duration.

In foregoing your order for a 1943 Coldwell mower you make it possible for us to do our part in the war effort.

You can do your part by properly caring for your present mower for the duration. Coldwell dealers and distributors will gladly supply you with genuine Coldwell replacement parts and service.

The new ideas and methods we are learning every day assure you of the finest lawn mowers obtainable in the future.

**COLDWELL LAWN MOWER CO.**  
NEWBURGH, N. Y.  
America's Oldest Manufacturer of Lawn Mowers  
SINCE 1867



## FOR AMERICA'S GARDENS

*Douglas MacArthur*  
THE COMMANDER'S ROSE

*Pearl Harbor*  
THE MEMORY ROSE

PRICES:  
\$1.50 each  
\$15.00 a doz.

**"DOUGLAS MACARTHUR"**—a true leader in roses, and a royal tribute to the man for whom this rare rose is named. An exclusive Wayside introduction. A vigorous and very free-blooming hybrid tea. Strong bushes with dark green healthy foliage. The tulip-shaped buds open into glorious flowers of rose-gold and salmon, exquisitely blended. This truly American Rose requires no coddling. It has proven its value and worth in all sections of our country.



PRICES:  
\$1.50 each  
\$15.00 a doz.

**"PEARL HARBOR"**—this new Hybrid Tea Rose will commemorate and honor our fellow Americans who gave their lives that America might live on. An exclusive Wayside Gardens introduction. The flowers are borne on vigorous canes, and the bud is exceptionally long and pointed. Upper surface of petals delicate shade of shell pink, with golden bronze shadings at the base. Outside of petals vivid Tyrian rose. And—besides all this beauty, here's a rose at last that is practically thornless.

### Wayside's Famous Book-Catalog

Because of conditions we have only had a limited number printed, so be sure to get your name in early. More new Roses, Flowering Shrubs and Plants. Filled with rare and interesting items for your garden. All new flowers are shown in true life colors. In order to be sure of this outstanding book, it is necessary that you enclose with your request 25 cents in coins or stamps to cover postage and handling cost of this fine, helpful and timely new book; especially prepared to fit the needs of these days and the gardens that go with them.

### Leonian Hemerocallis

These hybrids of Dr. Leonian's cover a wide range of startling and fascinating colors. So many, in fact, we are not trying to separate them, but sell them to you in units of 6, 12, and 25 hybrid plants.

These are entirely different in color from any you may have. No yellows. Every shade from deepest burnt orange through flaming orange red into amazing tints of pastel old rose and maroon shades.

Prices: 6 plants \$3      12 for \$5.50      25 for \$10



Trade Mark  
Reg. U.S.A.

**Wayside Gardens**

30 Mentor Ave., Mentor, Ohio

### Other New Things

You'll be interested, too, in our 2 fine hardy Tritomas, "Coral Sea" and "Maid of Orleans". Also a fine Veronica named "Blue Peter", after the flag displayed by a ship when she is ready to leave port. Then, too, there's the new Thornless Barberry. In every other respect same as the common Barberry, same fruit and brilliant foliage—but no THORNS. See catalog for other new items and prices.

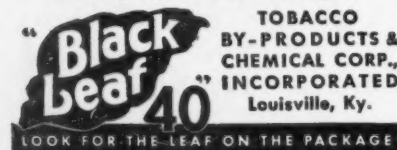
American Agents for Sutton's  
Famous English Seeds



**Get the BLACK LEAF 40!**  
 The dog nuisance can be stopped! Spray Black Leaf 40 on trees, shrubs, back porch or other places where dogs are a nuisance. They do not like the odor and will go elsewhere.

**Black Leaf 40 is Well Known Insecticide**  
 Use it on trees, shrubs, flowers and plants to control aphids, leafhoppers, most thrips, mealy bugs, lace bugs, young sucking bugs, leaf miners and similar insects.

Insist on Original Factory Sealed Packages for Full Strength.



**QUINTUPLET APPLE TREES**

A NEW type of tree that produces 5 varieties of apples on one tree. You pick summer, fall and winter apples from the same tree. Write for Free Catalog on Fruit Trees, Berries, Shrubs and Roses. STERN'S NURSERIES, Dept. E, Geneva, N. Y.

**GROW Bigger, Earlier VEGETABLES!**

**INCREASE YIELD 18% TO 51%!**

Do as successful market growers do: Place patented Germaco HOTKAPS—strong little hot-houses—over seeds (or over plants when transplanting). Completely protect from destructive frosts, storms, insects—maintain perfect mulch. Increase yield 18% to 51%, ripen plants 3 weeks earlier. Quick, easy to set instructions on package. 25 Hotkaps, 50c. 100 for \$1.95. 250 for \$3.50. Setter free.



**NEW WEATHERIZED TRELLIS**

Grow bigger, finer GARDEN PEAS, POLE BEANS, TOMATOES WITH TRAIN-ETS Weatherized Netting. Hung with ease in 5 minutes; no fuss or bother. Use instead of wire or string. (Wire in sun burns delicate tendrils.) Doesn't rot like string—lasts several seasons. Makes picking easy. 60 x 72 in. size only... 39c



**NEW STREAMLINED SPRAYER**

New HARCO is only professional-type sprayer priced so low. Long extension rod quickly sends insecticides onto tops of tall shrubs, under small plants, hard-to-reach places—easy to use. Attractive, colorful. Sprays up, down, sideways without adjustment. ONLY \$9.35 complete.



FREE—write for folders of these GERMACO Products. AT YOUR GARDEN SUPPLY DEALER or write...

**GERMAIN'S**

Germain's Germaco Mfg. Div. 747 Terminal Street, Dept. 2, Los Angeles, Calif.

**ANYONE CAN MAKE A BOOK**

It's simple, it's easy to make unusual little books for your own use. (See page 16)

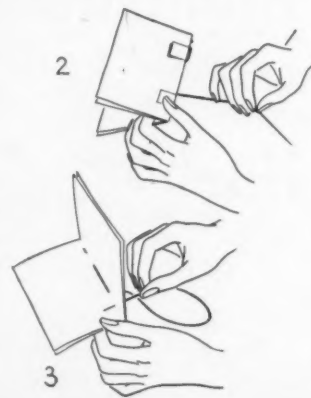


THE making of small paper-covered books for addresses, recipes, lists, etc., requires neither strength of arm nor elaborate equipment.

All the materials and equipment for making a small book are laid out above (1). Most essential is a sharp knife; a razor blade could serve.

The paper to be used should be cut, square and true, twice the size you wish a single page to be in the finished book. Take two of these sheets, lay one on top of the other and fold exactly in the center. You will then have an 8-page section like those shown at top of 1 above.

Next cut two strips of linen tape about 2" long and 1/2" wide. These will serve as "hinges" to attach the inside of the book to its cover.

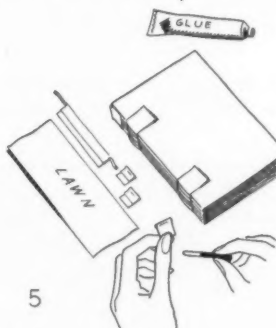


With linen thread on a darning needle sew the two sheets (8 pages) together with long stitches (2 and 3), which also catch the two linen "hinges" along the back. The thread should be anchored at each end with a button-hole stitch.



Next take another folded two-sheet section; sew the two sheets together and attach, with a button-hole stitch, to the section you have already sewn (4). Dotted lines indicate the route of the thread where this is hidden. They do not indicate stitching.

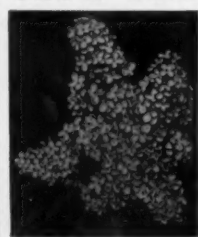
Continue adding two-sheet sections in this way until you have built up as thick a book as you need. Better not try more than 6 sections—48 pages.



Give the back a heavy coat of glue. Cut two headbands. These are sections as wide as the book back cut from a strip of material about 1 1/2" wide which has been folded over a thin piece of twine and glued down, (5). Glue one of these at top and bottom, so that the twine edge is on the outside.

A piece of fine lawn, the height of the book and wide enough to overlap the ends of the "hinges" which project (Continued on page 98)

**GROW BRAND'S SUPERB FRENCH LILACS**



They offer you greater variety in both bloom and color—from a dainty single white to a double deep purple-red—and most of them with panicles of unusual size. We propagate them on their own roots, which makes them more hardy and easier to raise. Send for our catalog and judge these beauties for yourself, also note the choice selections we offer you at reasonable prices. Our plants are all labelled, all true to name and come to you from the finest collection in the country.

BRAND'S PEONIES from the finest prize-winning varieties. ORIENTAL POPPIES in all the finer, larger varieties. FLOW'RING CRABS—dual-purpose or ornamental.

BRAND PEONY FARMS INC. 133A East Division St., Faribault, Minn.

BEAUTIFUL COLORED CATALOG ON REQUEST

**Sensational**



New Garden Thrift

PHLOX SYLVESTRIS

Largest Richest Reddest of all Dwarf Phlox

Full Month of Color in Spring

SPECIAL HOUSE & GARDEN OFFER

Plants Sent Prepaid

12 for \$2.50. 50 for \$8.50. \$15 per 100

Dug on order now. Give date to Ship Blooming held 'til ready to plant

SYLVESTRIS GARDENS

Sta. A Cartersville, Georgia

**The Bobbink & Atkins CATALOGUE**

Cover to cover, the B. & A. Catalogue is designed to help you plan and plant your garden. In it are featured the specialties upon which our reputation was established... Roses—New and Old—Azaleas, Rare Evergreen and Deciduous Shrubs, Perennials. Accurate color pictures, careful descriptions and cultural notes will win for this catalogue a place among your garden books. Write for your copy—FREE east of the Mississippi; 25 cts. elsewhere.

**Bobbink & Atkins**  
 523 Paterson Ave.  
 East Rutherford, New Jersey  
 NURSERYMEN  
 Rose and Fruit Growers



**Largest, Loveliest Double Camellia Type Tuberos Begonias**



For lustrous Begonias with finest camellia and rose shaped flowers, 5 to 8 inches across and borne summer long in great profusion... plant these hardy, select bulbs now! No. 1 size. Quality guaranteed!

Red, Rose Yellow Pink Orange Scarlet White Light Salmon Dark Salmon

**Your Color Choice 4 BULBS \$1.00**  
 Postpaid

Largest, No. 1 Bulbs. Two in. diameter! Write for 76 page, illustrated FREE SPRING CATALOGUE

**F. LAGOMARSINO AND SONS - Box 1115-E - Sacramento, Calif.**

Lowthorpe School of Landscape Architecture Groton, Massachusetts  
**TWO WEEK PRACTICAL COURSE IN VEGETABLE GARDENING FOR WAR TIME NEEDS**  
 April 19 to April 30  
 Write to JOHN A. PARKER, Director LOWTHORPE SCHOOL GROTON, MASS.

**GOLDEN MUSCAT GRAPE**

An amazing new Grape. Clusters of immense size, up to 2 pounds. Originated at Geneva, N. Y., hardy throughout the country. Write for Free Catalog on Grape Vines, Fruit Trees, Berries, Shrubs and Roses.

STERN'S NURSERIES, Dept. E, Geneva, N. Y.

**2 STAR ROSES \$1**

HALF-PRICE test offer of two top-quality STAR ROSES. Golden Sastago, yellow, & Rouge Mallerie, scarlet. Send only \$1 now for BOTH these 2-yr. field-grown plants. POSTPAID at planting time. 1943 STAR ROSE CATALOG of 170 best roses FREE. CONARD-PYLE CO., West Grove 323, Pa. GUARANTEED TO BLOOM

**The Amazing New Thornless BOYSENBERRY**


This wonderful berry is destined to dominate the small fruit world. Delicious, large juicy fruits, often 2 inches in length. Picking season 8 to 10 weeks. Illustrated in color in your War Garden Supplement—free on request. PLANT FRUITS and VEGETABLES IN 1943 for HEALTH and ECONOMY. BURNETT BROS., Inc. 92 Chambers Street, N. Y. C.

**BUIST'S SEEDS**

FAMOUS FOR VEGETABLES AND FLOWERS  
 5¢ BUY OUR SENSATION DAZZLER COSMOS 1943 SPECIAL PACKET ALL AMERICA WINNER and OUR FREE GARDEN GUIDE & CATALOG ACT NOW—Select your VICTORY GARDEN SEED ROBERT BUIST CO. DEPT. S - PHILA., PA. SEEDSMEN FOR OVER A CENTURY


# PAGE FENCE

*America's First Wire Fence—Since 1883*



## Plan Your Fence Now

If you do not now enjoy this safeguard, don't delay plans for Page Fence protection against straying of dogs and trespassing on your property. When this sturdy enclosure is again available, you can get yours earlier if your name is on our reservation list. Write for information on post-war erection of Page Fence and copy of Home Owner's Idea Book, to PAGE FENCE ASSOCIATION, Monessen, Pennsylvania.



## THORNLESS BOYSENBERRIES

A NEW berry that created a sensation all over America. A tremendous bearer of immense berries, up to 2 inches long. Write for Free Catalog on Fruit Trees, Berries, Shrubs, and Roses.

STERN'S NURSERIES, Dept. E, Geneva, N. Y.

**A border of PANSIES**  
For Your Vegetable Garden!  
**Cut-Flower Mixture**  
100 large plants \$2.50 postpaid  
250 large plants \$5.00 postpaid  
(100 plants will make a 50-foot border—set plants 6 in. apart.) Ask for free Pansy booklet.  
PITZONKA'S PANSY FARM Box 243, Bristol, Penna.

## GROW YOUR OWN FRUIT

Using Trees furnished by Virginia's Largest Growers. Write for Free Copy New Low-Price Catalogue, offering more than 800 Selected Varieties of Fruits and Landscape Plant Material.

WAYNESBORO NURSERIES  
BOX 1 WAYNESBORO, VIRGINIA

## Hemerocallis

One of the best garden plants. A season from May 1st into October. All shades of Yellow, Orange, Maroons, Rose, and near-White. Also, CANNAS, DAHLIAS, GLADIOLI, LYCORIS, HARDY MUMS.  
Special offers—send for list  
C. Betscher, 447 E. 3rd St., Dover, Ohio

## 12 Hardy Chrysanthemums \$1.50 only

2 year old, field grown, clumps. All will bloom this fall (early). Varieties: CUSHION: 2 bronze, 2 pink, 2 white. KOREAN: 2 red, 2 pink, 2 yellow. SATISFACTION GUARANTEED.

NOVOTNY GARDENS  
OSAGE IOWA

## MAGNOLIA TREES

With Flower Buds to bloom for you this Spring. Write for Free Catalog.

STERN'S NURSERIES, Dept. E, Geneva, N. Y.

## EUROPEAN FILBERT NUTS

Produce nutritious Food for Table and Kitchen. Write for Free Catalog.

STERN'S NURSERIES, Dept. E, Geneva, N. Y.

# CHICKENS FOR THE RAISING

(Continued from page 81)

Growing mash, scratch feed, cracked corn, oyster shell for 18 wks. 31.00  
8 fryers lost through illness or accident at \$1.35 10.80  
\$84.80  
6 months to 1 year  
To house 60 chickens for Winter: lumber, labor, litter, lean-to on garage \$56.00  
Feed costs 36.00  
\$ 92.00  
Total investment \$222.78

### Returns

6 weeks to 6 months of age  
24 fryers if bought at market at current price for inferior quality would have cost \$32.40  
Pullet eggs for home use 3.50  
\$35.90  
6 months to 1 year  
10 well matured pullets sold alive Nov. 1 at \$3.50 \$35.00  
16 cockerels sold as

roasters at pre-Christmas current prices (home consumption charged at the same rate) at \$4.50 72.00  
4 best cocks kept for breeding at \$7.50 30.00  
Eggs at current market prices (sold for cash and also home consumption) 81.00  
Eggs for own hatching, equivalent to 200 baby chicks 50.00  
15 pullets culled and stewed with dumplings for home consumption... 30.00  
15 pullets to carry through Summer for home eggs at \$1.50 (this is low, same breed and quality replacement value was \$3.50) 22.50  
\$320.50  
Total returns 356.40  
Total investment 222.78  
Total profit 133.62

### TRANSFORMATION BY SLIPCOVERS

You can change pace in your home in no time with a new set of slipcovers. May HOUSE & GARDEN brings you news on these room-transformers, shows you slipcovers for sofas, chairs, for tables, packing boxes, wastebaskets—and gives you directions for making them!  
MAY HOUSE & GARDEN, on sale at the newsstands April 20

## Jolly's ROSE GARDEN COLLECTION


SPECIAL TO "HOUSE & GARDEN" READERS AT \$10.00 these 8 two-year-old dormant, field grown plants.

"GRANDE DUCHESSE CHARLOTTE"—"A most unusual color in Roses"; a shade of red such as is seen in old tapestry. Price: \$1.50 each; \$15.00 per dozen.  
"ORANGE NASSAU"—Brilliant orange-yellow and bronze combination. Price: \$1.25 each; \$12.50 per dozen.  
"HEART'S DESIRE"—The All-American Rose Selection for 1940-41; a beautiful shade of luminous red without any other shading; sun-proof even in the hot weather. Price: \$1.50 each; \$15.00 per dozen.  
"McGREY'S SUNSET"—Buttercup yellow, tipped orange. Price: \$1.25 each; \$12.50 per dozen.  
"QUEEN MARY"—Glowing Salmon—pink, delightfully perfumed. Price: \$1.25 each; \$12.50 per dozen.  
"MADAME JOSEPH PERRAUD"—An enchanting Nasturtium-buff. Price: \$1.00 each; \$10.00 per dozen.  
"SHADES OF AUTUMN"—Bright colored Pansy shadings of reddish bronze and yellow. Price: \$1.50 each; \$15.00 per dozen.  
And "ORANGE EVERGLOW"—THE NEW SENSATIONAL EVERBLOOMING CLIMBER—Brilliant coppery-orange in color. Price: \$2.00 each; \$24.00 per dozen.

Any of these plants may be purchased individually at the respective prices indicated above. If purchased as a COLLECTION, the special price of \$10.00 will apply. Delivery at planting time this spring.

Send 25c for our new illustrated catalogue which amount can be deducted from your first order.

## Jolly's BOX "G" MADISON NEW JERSEY



A Four-Armed Bartlett Pear Planted on the Estate of Elizabeth Read, Purchase, N. Y.

## Espalier-Trained DWARF FRUIT TREES

Decorative—Practical—Fruitful  
There is room in the smallest garden for at least one of these exquisite Espalier Trees. They take up practically no space. Now available in hardy, northern-grown fruit trees, such as Apple, Pear, Plum, Cherry, Peach, Apricot and Nectarine. The fruit is vividly colored, large, juicy and far superior in quality to that from big trees. Train on walls, fences and trellises.

### Also Standard "Dwarfer Dwarf" Fruit Trees, Ready to Bear

Plant Now—get extra new growth and fruit this year. For success, set out our hardy, northern-grown specially selected Dwarf varieties. Apples grafted on Malling IX and propagated in Canada. 1 to 5 yr.-old specimens.

Write for Catalog H today

**HENRY LEUTHARDT**  
Specialist in Fruit Trees  
Dwarf Standards and Trained Espaliers  
King St. at Comly Ave., Port Chester, N. Y.

GET THE MOST OUT OF YOUR VICTORY GARDEN by treating your seed with

## ROOTONE

the plant hormone powder Users report larger crops of corn, beans, potatoes, carrots and lettuce.

Why not try this out yourself  
2 oz. jar \$1.00 and

In starting out plants use

## TRANSPLANTONE

### as a starter solution

Tomatoes one to two weeks earlier with much larger crops. Cabbage, cauliflower, lettuce—much earlier maturity, larger, firmer heads. Sweet potatoes, celery, etc.—larger crop, less replacement of plants.

3 oz. can \$1.00

Ask your dealer or clip this coupon

AMERICAN CHEMICAL PAINT CO.  
Horticultural Div. G-26, Ambler, Pa.

Enclosed find \$1.00 for which please send me  
 2 oz. jar of ROOTONE  
or  
 3 oz. can of TRANSPLANTONE

NAME .....  
ADDRESS .....  
CITY ..... STATE .....

# LAWN FENCE

OF Rustic Wood



Made of half round saplings (bark removed) pickets spaced 2 1/2 inches apart. Keeps dogs and pedestrians off your lawns. Needs no painting and is easy to erect. Made in 4 ft., 5 ft. and 6 ft. 6 in. heights with gates to match. Write for descriptive folder.

**Rusticraft FENCE COMPANY**  
(David Tendler)  
8 KING ROAD, MALVERN, PA.  
WOVEN CEDAR PICKET • POST AND RAIL  
ENGLISH HURDLE • "E-Z-OPN" HORSEBACK GATE

Don't Forget! Don't Neglect!

## HERBS

In your WAR-TIME Flower and Vegetable Garden, devote a place to these flavorful and fragrant plants.

HERBS Supply Fresh Leaves for Cooking and Canning Surplus VEGETABLES.

- |               |                 |
|---------------|-----------------|
| CHIVE         | SWEET MARIJORAM |
| THYME         | ROSEMARY        |
| MINT          | SAGE            |
| LAVENDER      | HYSSOP          |
| WINTER SAVORY | RUE             |

Plants of above: \$1.20 for 3; \$3.35 for 10.

Our War Garden Catalogue lists above and many other Herb plants, also Vegetable and Flower seed. Fruits and garden supplies.—Write for your copy.

**BURNETT BROS., INC.**  
The Old Reliable Firm—Est. 1905

92 CHAMBERS ST. N. Y. CITY

ASSOCIATED SEED GROWERS

# ASCROW Seeds

FOR GARDEN AND LAWN  
Sold through local dealers

**ASSOCIATED SEED GROWERS, Inc.**

Main Office: New Haven, Conn.

Indianapolis - Atlanta - San Antonio  
Los Angeles - Memphis - Salinas  
Cambridge, N. Y. - Milford, Conn.

## ANYONE CAN MAKE A BOOK

(Continued from page 96)

on each side, is then glued along the back. A narrow strip of brown paper the height of the book and the width of the back is then glued (6) over the top of the lawn to give further strength and protection.

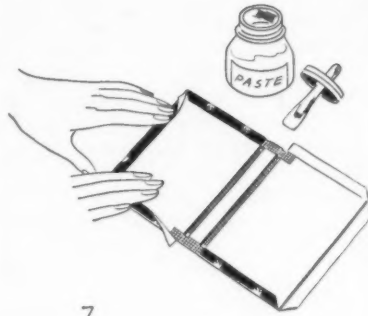
The cover is formed of a piece of textured cloth which acts as a hinge between two pieces of cardboard covered with fancy patterned paper. The grain of the cardboard should run from top to bottom of book. Test by bending; bent across the grain it will crack.

Running down the center of the cloth back is a strip of cardboard the



same width as the back of your book. The ends of the cloth are turned over this strip top and bottom and also over the two sheets of cardboard which form the covers. There should be a space of 1/8" between the back strip and the covers. The cloth should extend about 1/2" over the covers so that when it is glued down these are firmly held, (7).


The figured paper used for the cover is cut 1/2" larger all around than the cardboard covers, which in turn are 1/4" larger on three sides than the pages of the book. The paper is pasted to the outside of the covers and its inner edge (that nearest the back of



the book) laps over the cloth back.

The corners are then mitered so that when they are turned over and pasted down on the inside of the cardboard covers there is no overlap.

The cover is now ready to receive the book, which you place exactly on the center back strip (8). The piece of lawn and the two linen "hinge" ends on each side are then firmly glued to



the cardboard covers. Their firm anchoring gives strength to the book.

For further strength and to give a neat finish, the outside page of the book itself is pasted down on the inside of each cover.

### Soil Testing Important

"A complete fertilizer is a balanced fertilizer only when it supplies to the plant the elements (nitrogen, phosphorus, potash) which otherwise would not be present in sufficient quantities for normal healthy growth. Several systems of testing soil for the presence of available plant nutrients and toxic substances have been developed within the last few years. Much valuable information may be obtained from the use of these systems. Tests can be made by any person who can read and follow directions." from "Chemistry of the Soil" by Dr. James Tyson, Gardeners' Chronicle, November, 1939.


**SUDBURY** Easy to Use

### Soil Test Kit \$4.75

postpaid

**Club Model**

Sudbury Soil Test Kits tell you all about your soil—quickly—efficiently. Club Model makes 60 individual tests for acidity, nitrogen, phosphorus, potash. Complete instructions. SEND NO MONEY. Order C.O.D. \$4.75 plus postage (or send \$4.75. WE pay postage). Money back guarantee. Sudbury Laboratory, Box 634, So. Sudbury, Mass.



**Orlyt GREENHOUSE**  
\$98.50 and up  
Made in sections all ready for fast assembly. Size 5 x 13 ft. Send for catalog H-O. Lord & Burnham Co. Irvington, N. Y. Des Plaines, Ill.

## DAY LILIES

**FREE—Daylily Booklet**

Our 1943 booklet, offering wide selection of Dr. Stout Hybrids and old-time favorites, is yours for the asking.

**FARR NURSERY COMPANY**  
Box 143, Weiser Park, Penna.

### GIANT DAHLIA ROOTS FREE

With each order for Introductory Offer of FIVE roots Exhibition Dahlias, all different, guaranteed for only \$2.00 postpaid (Catalog Value \$3.00) we include FREE, two fine Dahlias, value \$1.00. Order TODAY requesting Bargain Catalog.

**OAKLEIGH GARDENS**  
Dept. H, Grand Rapids, Mich.

### DWARF FRUIT TREES

Many of them bear fruit the first year planted. Write for free catalog.

**STERN'S NURSERIES, Dept. E, GENEVA, N. Y.**

### EVERBEARING RASPBERRIES

and other Berry Plants which will fruit this summer. Write for free catalog.

**STERN'S NURSERIES, Dept. E, GENEVA, N. Y.**

The May issue of House & Garden will be on sale April 20th

### Tricker's Colorful

## WATER LILIES

Beautiful New Catalog Now Ready  
America's most complete aquatic catalog. Profusely illustrated in natural colors. Helpful directions show how to succeed with aquatic plants. Tells all about Tricker's large, healthy plants. Guaranteed to bloom. Surprisingly low prices. Write for FREE copy today! (Canada 15c)

**FREE** **Wm TRICKER Inc.**  
EVERYTHING FOR THE WATER GARDEN  
3407 Brookside Ave., 3425 Rainbow Terrace  
Saddle River, N.J., or Independence, Ohio

## CLEMATIS

FREE—Our 1943 Clematis folder illustrating in natural colors, old and new varieties for your garden. Write today!

**JAMES I. GEORGE & SON**  
Box A Fairport, N. Y.

## FREE! HENDERSON'S Special Plans For Victory Gardens

Get this Victory Garden Book—follow one of the suggested plans, and be confident that you are fully utilizing every foot of ground, both in your original planting, and late succession plantings. Buy one of our money saving collections to fit these plans.

Write today for your copy  
**PETER HENDERSON & CO.**  
35 Cortlandt St., Dept. 36V, New York, N. Y.

# TORO

## POWER MOWERS

All Over the World  
**TORO MANUFACTURING CORP'N.**  
MINNEAPOLIS, MINN.  
HEADS UP FOR VICTORY!

## HERBS

Seeds, Plants, Cooking Herbs, Herb Wine Vinegars.  
RECIPE BOOK 35c. CATALOG 10c.  
**TWIN TREES GARDENS**  
Lynbrook Dept. H New York

## REVOLUTIONARY! The New Red WATERMELON PEAR

Patented. Guraly Jr.

Delicious—Nutritious 2 Year Tree  
Solid Red Flesh—Deep Red Skin \$2.50  
FOR EVERY VICTORY YARD

**MAR-ALY NURSERIES**  
P.O. Box 189 • Painesville, Ohio

### "GOURDS ARE FUN"

Bird house \$1.00 (state kind)  
100 seeds \$0.25 (mixed hardshell) (mixed ornamental)  
**BIG HORN FARM**  
PEORIA HTS., ILL.

## Ground Covers

**PACHYSANDRA** the unequalled ground cover for shady places—assorted field plants \$6.50 per 100, \$50.00 per 1000. (250 plants sold at 1000 rate). Ajuga (Bugle), Ivy, Euonymus, Myrtle, Sedum, Thyme, Veronica, etc.

**HUGH B. BARCLAY**  
1238 Montgomery Ave. Narberth, Pa.



## Latest Car Model, 1943

**America makes the best of everything!**

We may do less traveling this year, but we will cheerfully find a way to make the best of it. We may extend our old-fashioned hospitality less often, but it will always be just as hearty — with Schenley Royal Reserve — America's Finest.

**Buy War Bonds Regularly.**

*Schenley Royal Reserve, 60% Grain Neutral Spirits. Blended Whiskey, 86 Proof. Schenley Distillers Corp., New York City*



N  
 ce-  
 ons  
 all  
 ed  
 for  
 5c)  
 S  
 race  
 Ohio  
 CO.  
 N.Y.  
 Y!  
 R  
 r Tree  
 9.50  
 Ohio  
 UN"  
 S  
 M  
 S  
 ound  
 field  
 (250  
 1/2)  
 onica.  
 Pa.  
 U. S. A.

**LOW NOTE**


Feeling fagged... and who doesn't at the end of a hectic wartime day? Then, here's a tip. Let a warm bath banish weariness.



**HIGH NOTE**



Relax in the tub for just a few minutes and before you know it, you'll find yourself singing away the cares of the day! Then, follow through with a rubdown with a big, quick-drying bath towel like Martex.



## Thrift Note

... Buy prudently today. You can't afford to be wasteful now—remember that when you buy bath towels.

Poorly made, flimsy towels are wasteful—wasteful of your money because they will neither serve you well nor last you long—wasteful of the country's raw materials, manufacturing capacity and available man hours, because they just will not fulfill the proper function of a bath towel which is to dry quickly and thoroughly and to last a reasonable length of time.

The few cents more that you spend for Martex quality comes right back to you with interest in the form of long and satisfactory service. Prices—59c to \$2.79 at department stores and linen shops.

Wellington Sears Company, 65 Worth Street, New York, N. Y.

# Martex

BATH TOWELS • DISH TOWELS • CHENILLE MATS