EMPIRE STATE ARCHITECT

MARCH - APRIL
1956
VOLUME XVI - NUMBER II











The above photos show popular ways concrete masonry can be laid. There are many other treatments that give sturdy concrete masonry walls a lasting charm, unusual beauty and distinction.

Announcing—

A Design Competition for Architects and Architectural Students in New York State

If you are an architect, draftsman, or student of architecture, registered, employed, or studying in New York State, you are invited to enter this competition. This contest is sponsored by the New York State Association of Architects and is approved by the Committee on Architectural Competitions, A.I.A. Prizes are offered by the New York State Concrete Masonry Association for the design of a one-story concrete masonry home.

First prize $1,000, second prize $750, and third prize $500. In addition, ten awards of $100 each for honorable mention. Two options are open: A 2-bedroom home up to 1,100 sq.ft, with one-car garage—or a 3-bedroom home up to 1,200 sq.ft, with one-car garage.

Each design submitted is to include a full basement, and the use of concrete masonry units for all exterior walls and chimneys, and of reinforced concrete lintels over all openings is mandatory.

Write for complete contest rules to: Mr. John N. Highland Jr., A.I.A. Professional Advisor, 522 Franklin st., Buffalo 2, New York

RULES

Jury of Award will consist of three architects chosen from roster of registered architects in New York State.

Site condition presumes a level lot 60 ft. wide by 125 ft. deep, with front and back set-back lines of 25 ft. and side line set-backs of 7 ft.

A landscaping scheme should accompany all submitted entries.

Drawings must bear no mark of identification: author's name in a plain sealed envelope must accompany each entry, to be opened only after winners have been chosen by the judges.

Write for complete rules today.



Write for free ***CONCRETE MASONRY HANDBOOK*** to the Portland Cement Association. Simply send your request to the PCA address shown at the left.

PORTLAND CEMENT ASSOCIATION

250 Park Avenue, New York 17, New York

A national organization to improve and extend the uses of portland cement and concrete through scientific research and engineering field work.

You can design a charming concrete masonry house in any architectural style or size on any floor plan

FOR NEW YORK'S COLISEUM...

it's aluminum windows by GENERAL BRONZE

A new landmark on New York City's famous skyline is rapidly being completed at Columbus Circle and 59th Street. It's the new Coliseum, where national trade expositions, conventions and athletic contests of all types will soon attract millions of visitors every year. As a part of this majestic new structure the architects have included an ultra-modern multi-story office building.

As in many other well-known and outstanding buildings from coast to coast such as the United Nations Buildings in New York, the Gateway Center in Pittsburgh, Pa., the Statler Hotel in Los Angeles, Calif., the Second National Bank in Houston, Texas, and others the windows and architectural metal work have been fabricated by General Bronze.

As you plan and design new structures—regardless of size or purpose—we suggest that you call in the General Bronze representative. He can be of considerable assistance in helping you solve those problems that pertain to windows, spandrels, curtain walls and architectural metal work. Our 45 years of experience and leadership is at your service Our catalogs are filed in Sweet's.

QUALITY APPROVED

A.W.M.A. Quality Specifications—Materials, Construction, Strength of sections and Air infiltration requirements—confirmed by PITTSBURGH TESTING LABORATORY
MEMBER—ALUMINUM WINDOW MANUFACTURERS ASSOCIATION

NEW YORK COLISEUM, New York, N. Y.
Architects: Leon & Lionel Levy
Contractors Walsh, Fuller, Slattery

GENERAL BRONZE CORPORATION • GARDEN CITY, N. Y.

PERMATITE DIVISION—Custom-built Windows, Architectural Metal Work and Revolving Doors. **ALWINTITE DIVISION**—Stock-size Aluminum Windows
BRACH MFG. CO. DIVISION—Multel, T. V., Radio and Electronic Equipment. **STEEL WELDMENTS, INC. DIVISION**—Custom fabrication in steel and iron.



lenroc stone

Architecturally Distinctive

Cost is surprisingly low.
Our Architectural Staff will gladly assist you in detailing information or budget estimates.

No obligation, of course.
Write for Full Color Brochure and Estimating and Detailing Bulletins

LENROC SAWED-BED ASHLAR:
Sawed Multiple Rise Ashlar
Low cost—Minimum Hand-cutting

LENROC SEAM FACE BONDED ASHLAR:
Our Finest Squared Rubble Stone
All natural seam faces

LENROC DIMENSION BLUESTONE:
Sills, treads, copings, flooring, etc.
Variety of machine finishes

LENROC FLAGSTONE:
Natural Cleft Surface with Variegated Color
All dimensions and sizes

LENROC PANELWALL:
Thin stone panels insulated for curtain walls
Anchored to conventional masonry backup systems

LENROC STONE REPRESENTATIVES

Albany, N. Y.	Adam Ross Cut Stone Co., Inc.
Amsterdam, N. Y.	Grieme Lumber Co.
Auburn, N. Y.	Maloney Lumber & Supply Corp.
Binghamton, N. Y.	Binghamton Standard Materials Corp.
Buffalo, N. Y.	John H. Black Company
Corning, N. Y.	Corning Building Co.
Elmira, N. Y.	Harris, McHenry & Baker
Liberty, N. Y.	Sullivan County Building Materials Co.
Odessa, N. Y.	Cotton-Hanlon
Oneonta, N. Y.	L. P. Butts
Paramus, N. J.	Bergen Bluestone Co.
Poughkeepsie, N. Y.	Hudson Valley Block Co.
Rochester, N. Y.	Hutchison-Rathbun, Inc.
Rome, N. Y.	Prossner & Sons, Inc.
Syracuse, N. Y.	D. J. Salisbury, Inc.
Utica, N. Y.	N. D. Peters & Co.
Watertown, N. Y.	Cushman Builders Supply Co., Inc.
West Hempstead, N. Y.	Lawlor Stone, Inc.
White Plains, N. Y.	Mills Cut Stone Co., Inc.

See our CATALOG in Sweet's Architectural File

MEMBER ICSCQA

FINGER LAKES STONE

Ironbound Continuous Strip hardwood gymnasium floor in Marion Central School, Marion, N. Y. Architect: Smith & Stickney, Rochester, N. Y.

Tough Beauty

Fifty years from now, this Ironbound* Continuous Strip* hardwood floor will look just as it does today! Given only normal maintenance, it will have the same smooth beauty, the same tight-grained toughness and uniform resiliency. It will be just as popular, too — with coaches, players and maintenance men.

Ironbound Continuous Strip floors are found in gymnasiums, bakeries, machine shops, newspaper plants, post offices, schools and industrial buildings from coast to coast — every job fully guaranteed by both installer and manufacturer.

If you're interested in floors which combine toughness and lasting beauty, write for information to the franchised New York State installer nearest you.

STORM FLOORING COMPANY, INC.
2650 Park Avenue, New York 51, N.Y.

YAEGER FLOOR COMPANY, INC.
Post Office Box 74, Brighton Station, Rochester 10, N.Y.

MOST ARCHITECTS AND ENGINEERS PREFER NOT TO USE SUBSTITUTES . . . NOW THEY SPECIFY GENUINE

DUR-O-WAL®

Backbone of Steel for EVERY Masonry Wall



● Architects everywhere are specifying Dur-O-waL, the customer-designed reinforcing member that gives masonry walls a backbone of steel. Welded in a single plane, Dur-O-waL assures a tight, neat mortar joint.

YOU **can depend** on top performance with genuine Dur-O-waL on the job. Electrically welded of high tensile steel, Dur-O-waL works fast, lays flat to combat cracks in brick, block or tile masonry. Dur-O-waL's patented trussed design keeps side rods working together; puts more steel in the wall economically. Increase sales and customer satisfaction the proven Dur-O-waL way. Demand Dur-O-waL . . . available everywhere.

SEE OUR CATALOG IN SWEET'S

2c/Ced

Butt-Weld • Trussed Design

DUR-O-WAL®

the Backbone of Steel for EVERY masonry wall

SYRACUSE 1, N.Y.	Dur-O-waL Products, Incorporated, Box 628
TOLEDO 5, OHIO	Dur-O-waL Incorporated, 165 Utah Street
BIRMINGHAM 7, ALA.	Dur-O-waL Products of Ala., Inc., Box 5446
AURORA, ILL.	Dur-O-waL of Illinois, 119 North River Street
PHOENIX, ARIZ.	Dur-O-waL Div., Frontier Mfg. Co., Box 49
CEDAR RAPIDS, IA.	Dur-O-waL Div., Dept. 1-E, Cedar Rapids Block Co.

YOU CAN DO MORE with flexicore

FOR ECONOMY: FLEXICORE EXPOSED AND PAINTED!

- FIRESAFE
- PERMANENT
- ECONOMICAL



When you specify FLEXICORE you have a "3 IN 1 UNIT" — deck . . . structural beam . . . and finished ceiling all in one.

FLEXICORE, with the joints between the units caulked, and painted as in the photos shown here, provide a finished ceiling to satisfy the most discriminating clients.

Write for suggestions and details on: 1. How to install and conceal the work of the various mechanical trades; 2. How to satisfy your acoustical requirements inexpensively.



OTHER ANCHOR PRODUCTS

Autoclaved Denstex Celocrete and Concrete Blocks.
Strestcrete Precast Floor and Roof Slabs.
Precast Lintels and Sills.
Anchorseal Colorless Water Repellent (Silicone Base).

DISTRIBUTORS FOR

Dur-o-wal steel reinforcing for masonry walls.
Medusa Portland Cement Paint, for concrete wall surfaces.
Medusa Floor Coating, for concrete floors.

ANCHOR CONCRETE PRODUCTS INC.

WABASH AVE., AT 2450 WILLIAM ST.

BUFFALO 6, N. Y.

A·C·P

EMPIRE STATE ARCHITECT

THE OFFICIAL PUBLICATION
NEW YORK STATE ASSOCIATION OF ARCHITECTS

Address all communications regarding the State Association to the Secretary, Simeon Heller, 38-11 Union Street, Flushing 54, New York; all editorial comments to Charles Rockwell Ellis, 433 South Salina Street, Syracuse 2, New York; all editorial material to Warren Neal Wittek, 819 Forest Ave., Buffalo 9, New York; and inquiries regarding advertising to the Publisher.

Publisher Julian L. Kahle
21 Clarendon Place, Buffalo 9, New York

March - April Issue — Vol. XVI, No. II

"Entered as second-class matter March 6, 1943 at the Post Office at Buffalo, New York, under the act of March 3, 1879."

Subscription Price: $1.00 per year. Non-Members $2.50; $.50 per issue

Published 6 Times a Year

1956 CONVENTION

Lake Placid Club
Lake Placid, New York
October 25-26-27



Fishing in the Ausable River, near the Lake Placid Club in the Adirondacks.

Plans for the convention are rapidly taking shape. Exhibitors are most enthusiastic over our return to the Lake Placid Club, and are reserving exhibition space. Inquiries would indicate that we will be exposed to many new, helpful and startling materials.

Remember the architectural exhibits. Start now to select your project and prepare the material — models, blueprints, specifications, photographs, all are acceptable regardless of size or subject.

CONVENTION COMMITTEE

General Chairman	Matthew W. Del Gaudio
Co-Chairmen	Donald Q. Faragher Adolph Goldberg
Treasurer	Charles Rockwell Ellis
Registration	Simeon Heller
Co-Chairman	William Lukacs
Seminars & Speakers	Donald Q. Faragher
Architectural Exhibits	Carl W. Clark
Commercial Exhibits	G. Morton Wolfe
Recreational Activities	William G. Distin
Ladies Program	Mrs. William G. Distin Mrs. Matthew W. Del Gaudio Mrs. Charles R. Ellis Mrs. Carl W. Clark Mrs. Arthur Wareham

CONCRETE MASONRY HOME COMPETITION

The Officers and Directors of the New York State Association of Architects with the approval of the American Institute of Architects, are sponsoring a competition by the New York State Concrete Masonry Association, Inc.

Entry is limited to:

a) bona fide residents of the State of New York
b) architects, draftsmen, and students of architecture, registered, employed, or studying in New York State.

(Continued on Page 39.)

ON THE COVER

Flushing Medical Building, 42-27 Union Street, Flushing, New York, Bronze Plaque Winner of the Office building class of the annual Queens Chamber of Commerce Building Awards Program. Simeon Heller, Architect.



Office Building for Simmons Machine Tool Corp. Menands, New York. Owner-Designed. Contractor: Lang-Finn Construction Co. Lupton Architectural Projected Windows

Welcome anywhere . . . with Lupton Windows

When business buildings are "dressed" like the one above they find a welcome anywhere . . . in town . . . in the suburbs . . . in the country. A flattering echo in graceful simplicity are the Lupton Projected Windows. But they have more than just beauty to offer. Their slim, trim lines are made from sturdy metal, precision engineered and designed for a lifetime of low-maintenance service. The quality and design of Lupton Metal Windows isn't accidental. It's the result of fifty years' experience. When you specify Lupton, you help insure client satisfaction, through windows that have stood the test of time.

There's a new member in the Lupton family that should interest you. It's the Lupton Simplified Curtain-Wall System . . . the modern, tested way to erect buildings faster.

You'll find more information about Lupton Metal Windows and Curtain Walls in Sweet's, or write direct for catalogs.

MICHAEL FLYNN MANUFACTURING CO.
Main Office and Plant: 700 East Godfrey Avenue, Phila. 24, Pa.
New York Office: 51 East 42nd Street, New York 17, N. Y.
West Coast Office: 672 South Lafayette Park Place, Los Angeles 57, Calif.
Stockton Office and Warehouse: 1441 Fremont Street, Stockton, Calif.
Sales Offices and Representatives in Other Principal Cities

LUPTON **METAL WINDOWS AND CURTAIN-WALLS**

N.Y.S.A.A. COMMITTEES FOR 1956



President Trevor W. Rogers and the Board of Directors of the New York State Association of Architects announces the appointment of the following Committee Chairmen and their committees for the year 1956.

1955-56

Historian: Prof. Albert H. Detweiler, Cornell University, Franklin Hall, Ithaca 1, New York

COMMITTEE ON LEGISLATION — 1955-56

Co-Chairman: Matthew W. Del Gaudio, 545 Fifth Avenue, New York 17, New York (New York Society)

Co-Chairman: Adolph Goldberg, 164 Montague Street, Brooklyn 1, New York (Brooklyn Chapter)

Vice-Chairman: (Rochester Area) Donald Q. Faragher, 900 Powers Building, Rochester, New York

Vice-Chairman: (Buffalo-Western New York Area) G. Morton Wolfe, 1377 Main Street, Buffalo, New York

Vice-Chairman: (Metropolitan Area) Richard Roth, 575 Madison Avenue, New York 21, New York

SUB-COMMITTEES under Legislative Committee
1956

Revision of Labor Law and Rules
Chairman: G. Morton Wolfe, 1377 Main Street, Buffalo, New York

Multiple Dwelling Law
Chairman: Harry Yarish, 66 Court Street, Brooklyn 1, New York

Multiple Residence Law
Chairman: Donald Q. Faragher, 900 Powers Building, Rochester, New York

State-Wide Building Code
Chairman: Thomas J. Imbs, 225 Delaware Avenue, Buffalo, New York

COMMITTEE ON LEGISLATION — 1955-56

New York Society Co-Chairman: Matthew W. Del Gaudio, 545 Fifth Avenue, New York 17, New York

Brooklyn Chapter Co-Chairman: Adolph Goldberg, 164 Montague Street, Brooklyn 1, New York

Bronx Chapter: Leo Stillman, 322 East 149th Street, New York 51, New York

Brooklyn Chapter: Jacob Sherman, 44 Court Street, Brooklyn 2, New York

Brooklyn Society: Harry Yarish, 66 Court Street, Brooklyn 2, New York

Buffalo-Western New York Chapter: W. Newell Reynolds, 2000 Sheridan Drive, Kenmore 17, New York

Central New York Chapter: Carl W. Clark, 625 James Street, Syracuse, New York

Eastern New York Chapter: James A. Mero, Hall-Rand Building, Troy, New York

New York Chapter: H. Lippmann, 145 East 35th Street, New York 16, New York

New York Society: Simeon Heller, 38-11 Union Street, Flushing 54, New York

Long Island Society Chapter: J. T. Nelson, 162 East 37th Street, New York 16, New York

Queens Chapter: Ingram S. Carner, 71-11 Austin Street, Forest Hills 75, New York

Staten Island Chapter: Albert Melniker, 42 Richmond Terrace, Staten Island 1, New York

Westchester Chapter: J. B. Walther, 65 Weskora Avenue, Pleasantville, New York

Rochester Society: Donald Q. Faragher, 900 Powers Building, Rochester 14, New York

Syracuse Society: S. Elmer Chambers, 633 South Warren Street, Syracuse, New York

At Large: G. Morton Wolfe, 1377 Main Street, Buffalo, New York

At Large: Samuel A. Hertz, 103 Park Avenue, New York 17, New York

MULTIPLE DWELLING LAW COMMITTEE — 1955-56
(Sub-Committee of Legislative Committee)

Brooklyn Chapter Chairman: Harry Yarish, 66 Court Street, Brooklyn 1, New York

Buffalo-Western New York Chapter Vice-Chairman: G. Morton Wolfe, 1377 Main Street, Buffalo, New York

New York Society: H. I. Feldman, 415 Lexington Avenue, New York 17, New York

New York Chapter: T. Di Vincenzo, 135 East 65th Street, New York 21, New York

COMMITTEE ON REVISION OF LABOR LAW & RULES
1955-56
(Sub-Committee of Legislative Committee)

Buffalo-Western New York Chapter Chairman: G. Morton Wolfe, 1377 Main Street, Buffalo, New York

New York Society: C. C. Mills, 72 Orange Street, Brooklyn 2, New York

Eastern New York Chapter: Louis Sigloch, 54 Market Street, Poughkeepsie, New York

New York Chapter: Herbert Lippmann, 145 East 35th Street, New York 16, New York

MULTIPLE RESIDENCE LAW COMMITTEE — 1955-56
(Sub-Committee of Legislative Committee)

Rochester Society Chairman: Donald Q. Faragher, 900 Powers Building, Rochester 14, New York

New York Society: H. I. Feldman, 415 Lexington Avenue, New York 17, New York

New York Chapter: Ben C. Block, 18 East 41st Street, New York, New York

Long Island Society Chapter: Daniel Perry, 1213 Main Street, Port Jefferson, Long Island, New York

Syracuse Society: James Curtin, 527 South Warren Street, Syracuse, New York

Brooklyn Society: Harry A. Yarish, 66 Court Street, Brooklyn 1, New York

COMMITTEE ON STATE BUILDING CODE — 1955-56
(Sub-Committee of Legislative Committee)

Buffalo-Western New York Chapter Chairman: Thomas J. Imbs, 225 Delaware Avenue, Buffalo 2, New York

Long Island Society Chapter: Richard J. Heidelberger, 658 Fulton Avenue, Hempstead, New York

Syracuse Society: Harry A. King, 402 Herald Building, Syracuse 2, New York

Rochester Society: Donald Q. Faragher, 900 Powers Building, Rochester 14, New York

Rochester Society: Francis Allen Macomber, 900 Powers Building, Rochester 14, New York

Buffalo-Western New York Chapter: Ellis Beck, 30 Bailey Building, Jamestown, New York

New York Society: L. E. Ordwein, 51 East 42nd Street, New York 17, New York

New York Chapter: Samuel M. Kurtz, 101 Park Avenue, New York 17, New York

COMMITTEE ON EDUCATION — 1955-56

Central New York Chapter Co-Chairman: Donald Q. Faragher, 900 Powers Building, Rochester 14, New York

Buffalo-Western New York Chapter Co-Chairman: James W. Kideney, Jackson Building, Buffalo 2, New York

Rochester Society Vice-Chairman: Walter H. Cassebeer, 252 Edgemere Drive, Rochester 12, New York

Brooklyn Chapter Vice-Chairman: Martyn N. Weston, 44 Court Street, Brooklyn 1, New York

Brooklyn Society: Harry Silverman, 342 Madison Avenue, New York 17, New York

Bronx Chapter: Simon B. Zelnik, 4731 Fieldstone Road, Bronx, New York

Buffalo-Western New York Chapter: Olaf Wm. Shelgren, 110 Pearl Street, Buffalo, New York

Eastern New York Chapter: Henry L. Blatner, 11 North Pearl Street, Albany 7, New York

Long Island Society Chapter: Daniel Perry, 1213 Main Street, Port Jefferson, New York

New York Chapter: William Potter, 215 East 37th Street, New York 16, New York

New York Society: Herbert Lippmann, 145 East 35th Street, New York 16, New York

Queens Chapter: Simeon Heller, 38-11 Union Street, Flushing 54, New York

Staten Island Chapter: Maurice G. Uslan, 36 Richmond Terrace, Staten Island 1, New York

Syracuse Society: S. Elmer Chambers, 633 South Warren Street, Syracuse, New York
Westchester Chapter: Frederick H. Voss, Bradley Lane, Dobbs Ferry, New York

COMMITTEE ON REVISION OF CONSTITUTION AND BY-LAWS — 1955-56

Brooklyn Chapter Chairman: Martyn N. Weston, 44 Court Street, Brooklyn 1, New York
Central New York Chapter: Carl W. Clark, 625 James Street, Syracuse, New York
Staten Island Chapter: Michael S. Diamond, 36 Richmond Terrace, Staten Island 1, New York
Westchester Chapter: Frederick H. Voss, Bradley Lane, Dobbs Ferry, New York

THE ARCHITECT AND GOVERNMENT — 1955-56

Central New York Chapter Chairman: C. Storrs Barrows, 10 Reynolds Arcade Building, Rochester 14, New York
Syracuse Society: James Curtin, 407 South Warren Street, Syracuse 2, New York
Rochester Society: Carl W. Kaelber, 311 Alexander Street, Rochester 7, New York
New York Society: John T. Briggs, 101 Park Avenue, New York 17, New York
Brooklyn Society: Harry Silverman, 342 Madison Avenue, New York, New York
Brooklyn Chapter: Daniel D. Streeter, 214 Fenimore Street, Brooklyn 25, New York
Buffalo-Western New York Chapter: Frederick C. Backus, 232 Delaware Avenue, Buffalo 2, New York
Queens Chapter: Guerino Salerni, 24-16 Bridge Plaza, South, Long Island City 1, New York
Bronx Chapter: Anthony M. DeRose, 384 East 149th Street, New York 55, New York
Central New York Chapter: Roland A. Yaeger, 201 French Road, Rochester 18, New York
Eastern New York Chapter: Fay A. Evans, 403 Fulton Street, Troy, New York
Long Island Society Chapter: Daniel Perry, 1213 Main Street, Port Jefferson, New York
Westchester Chapter: Gerson T. Hirsch, P. O. Box 101, Pleasantville, New York
Staten Island Chapter: Theodore Koch, 48 Westervelt Avenue, Staten Island 1, New York
New York Chapter: C. Dale Badgeley, 55 East 93rd Street, New York 28, New York

COMMITTEE ON INSURANCE — 1955-56

New York Society Chairman: George J. Cavalieri, 384 East 149th Street, New York 55, New York
New York Chapter: Ward W. Fenner, c/o Rogers & Butler, 219 East 44th Street, New York 17, New York
Buffalo-Western New York Chapter: Franklin F. Foit, 232 Delaware Avenue, Buffalo 2, New York
New York Chapter: Frederick G. Frost, Sr., 115 Beechmont Drive, New Rochelle, New York
Central New York Chapter: Francis Allen Macomber, 900 Powers Building, Rochester, New York

COMMITTEE ON RESOLUTIONS — 1955-56

Brooklyn Chapter Chairman: Henry V. Murphy, 1 Hanson Place, Brooklyn 17, New York
New York Chapter Vice-Chairman: Harry M. Prince, 101 Park Avenue, New York 17, New York
New York Society: Julius Eckmann, 51 East 42nd Street, New York, New York
Rochester Society: Don C. Hershey, 5 Landing Road, South, Rochester 10, New York
Staten Island Chapter: Albert Melniker, 42 Richmond Terrace, Staten Island 1, New York
Westchester Chapter: Harry W. McConnell, 265 Ashford Avenue, Dobbs Ferry, New York
Buffalo-Western New York Chapter: Roswell E. Pfohl, 187 Niagara Street, Buffalo 1, New York
Eastern New York Chapter: Harry E. Rodman, Department of Architecture, Rensselaer Polytechnic Institute, Troy, New York

SPECIAL COMMITTEE ON MASONRY COMPETITION 1955-56

Buffalo-Western New York Chapter Chairman: John Highland, 522 Franklin Street, Buffalo 2, New York
Rochester Society: Don C. Hershey, 5 Landing Road, South, Rochester 10, New York
Buffalo-Western New York Chapter: Anthony Carlino, 277 Delaware Avenue, Buffalo 2, New York
Eastern New York Chapter: Harry E. Rodman, Department of Architecture, Rensselaer Polytechnic Institute, Troy, New York

CONVENTION COMMITTEE 1956

CO-CHAIRMEN:
New York Chapter: Matthew W. Del Gaudio, 545 Fifth Avenue, New York, New York
Brooklyn Chapter: Adolph Goldberg, 164 Montague Street, Brooklyn 1, New York
Rochester Society: Donald Q. Faragher, 900 Powers Building, Rochester, New York

COMMITTEE ON PUBLIC RELATIONS AND PUBLICITY 1955-56

Central New York Chapter Chairman: John W. Briggs, 311 Alexander Street, Rochester, New York
Syracuse Society: Prof. L. C. Dillenback, Slocum Hall, Syracuse University, Syracuse, New York
New York Chapter: Mortimer E. Freehof, 145 East 35th Street, New York 16, New York
New York Society: C. Corey Mills, 72 Orange Street, Brooklyn, New York
Eastern New York Chapter: Donald Stephens, 11 North Pearl Street, Albany, New York
Buffalo-Western New York Chapter: G. Morton Wolfe, 1377 Main Street, Buffalo 9, New York
Brooklyn Chapter: Harry Silverman, 342 Madison Avenue, New York, New York

COMMITTEE TO CONFER WITH OTHER PROFESSIONS 1955-56

Eastern New York Chapter Chairman: Harry E. Rodman, Department of Architecture, Rensselaer Polytechnic Institute, Troy, New York
Syracuse Society: S. Elmer Chambers, 633 South Warren Street, Syracuse, New York
New York Society: Samuel J. Kessler, 551 Fifth Avenue, New York 17, New York

COMMITTEE ON CIVIL DEFENSE — 1955-56

New York Chapter Chairman: Harry M. Prince, 101 Park Avenue, New York 17, New York
Buffalo-Western New York Chapter: Rufus Meadows, 250 Delaware Avenue, Buffalo 2, New York
Brooklyn Chapter: Daniel D. Streeter, 214 Fenimore Street, Brooklyn 25, New York
Rochester Society: C. Storrs Barrows, 10 Reynolds Arcade Building, Rochester 14, New York
Central New York Chapter: F. Curtis King, 402 Herald Building, 322 South Warren Street, Syracuse 2, New York
Long Island Society Chapter: Victor V. Martelli, 71 William Street, New York 5, New York
Central New York Chapter: Robert T. Bickford, 215 West Water Street, Elmira, New York
Central New York Chapter: Charles H. Conrad, 99 Collier Street, Binghamton, New York
Central New York Chapter: Frank Delle Cese, 1011 First National Bank Building, Utica, New York
New York Chapter: Morris Ketchum, Jr., 227 East 44th Street, New York 17, New York
Bronx Chapter: Ralph J. Marx, 3523 Eastchester Road, Bronx 67, New York
Staten Island Chapter: Kenneth W. Milnes, 2081 Richmond Terrace, Port Richmond, Staten Island 2, New York
Queens Chapter: Richard L. Lukowsky, 29-03 Newton Avenue, Long Island City 2, New York
Central New York Chapter: John V. Leonard, 612 North Tioga Street, Ithaca, New York
Eastern New York Chapter: Harry E. Rodman, Department of Architecture, Rensselaer Polytechnic Institute, Troy, New York
Central New York Chapter: Carl W. Clark, 625 James Street, Syracuse, New York
Long Island Society Chapter: Richard J. Heidelberger, 658 Fulton Avenue, Hempstead, New York
Eastern New York Chapter: Henry L. Blatner, 11 North Pearl Street, Albany, New York

COMMITTEE ON ETHICS AND PROFESSIONAL PRACTICE — 1955-56

New York Chapter Co-Chairman: Daniel L. Schwartzman, 25 West 44th Street, New York, New York
Central New York Chapter Co-Chairman: John W. Briggs, 311 Alexander Street, Rochester 4, New York
Eastern New York Chapter: Jack M. Sayer, 11th Floor, State Office Building, Albany, New York
Central New York Chapter: Conway L. Todd, 1640 Scribner Road, Penfield, New York
Buffalo-Western New York Chapter: G. Morton Wolfe, 1377 Main Street, Buffalo 9, New York

(Continued on Page 37)

COBBLESTONE ARCHITECTURE

Second Installment

By Carl F. Schmidt, *Architect*

How did the masons build the cobblestone walls is the question asked repeatedly. Usually the people have the late type of wall in mind, where the mason used very small lake-washed stones laid in very straight even rows. In the beginning of the Early Period the walls were built as they had been for centuries before. The facing-stones were large enough to be built up with the back-up stones, and the walls were about three stones in thickness, the center stones breaking the joints. Occasionally, large stones, equal in height to two rows of facing stones and sixteen to twenty inches long were used as backing. The facing was tied back into the wall with cylindrical shaped stones about three to four inches in diameter and ten to twelve inches long with the small end exposed. Triangular shaped stones were also used to tie the wall together with one of the ends exposed.

In the Early Period the cellar walls were about two feet thick, the first story walls from sixteen to eighteen inches thick and the second story walls from fourteen to sixteen inches at the plate.

The writer had the good fortune to discuss this subject with several very old men, who as boys saw masons laying up cobblestone walls. Also, he has restored a number of old cobblestone houses. In the process of the alteration, parts of the walls had to be removed and openings cut through the walls for doors and windows, making possible the study of the structure of the walls and the methods of their erection.

Several walls in the Town of Henrietta were built of three stones in thickness, all of the stones about the same size, with the center stones in the wall breaking the joint through the walls. In these walls the mason used the long cylindrical stones as wall ties. The exposed ends of the long stones were about the same size as the stones used in the facing. The entire thickness of the wall was built up at the same time and the facing stones are an integral part of the wall.

Some of the small cobblestone houses are simple to the extreme. The entrance has a simple enframement, the plain plank windows always seem to be in the right place, and a simple cornice in scale with a stone house.



A Late Period wall but the mason used water-washed stones of various shapes and colors. The horizontal joint was in the form of a bead struck with a metal tool.

However, when the masons began to select smaller stones, from two to two and one-half inches high to form the horizontal courses, the cobblestones take the form of a veneer or facing.

Once the idea of using small stones in the form of a veneer became popular masons developed various methods of building the walls. We know some of them tried to keep their particular method a secret, and when a stranger appeared while they were working on a wall, they would stop and do other labor until the visitor went on his way. No doubt, many of these building-methods died with the mason.

Another method was explained to me by men, who as boys saw cobblestone masons at work. The houses were built in the 1850's of small lake-washed stones. They said the builder would set up a plank horizontally on a frame, outside of the proposed wall, and in line with the proposed course of cobblestones. The plank was the same thickness as the height of the cobblestones and the stones were laid in the wall so that the outside edge just touched the plank. A metal tool, either a "V" shape or bead was used to strike the lower horizontal joint using the bottom of the plank as a guide. After a course of stones was laid the length of one side of a house the plank was raised to lay the next one. In this way each course of stones was perfectly level, of the same thickness, and the projecting points of the stones were all in the same vertical plane.

According to these gentlemen the mason also tried to keep his method a secret because he would stop working whenever a visitor came near, but did not mind the boys watching, because he thought they would not be able to transmit his method to others.

There were, no doubt, other methods used by various masons, but no one recorded them. There are no particular secrets about building cobblestone walls that modern masons could not learn and they would probably rediscover various methods to build such a wall, but at today's wages the cost of such a house would be prohibitive.

One often hears the story that all cobblestone houses were built by a group of masons who traveled about the countryside building two or three houses in a locality at the same time. It is possible that a group of masons worked together to build several houses or buildings in a locality, but there certainly is no basis for this story regarding most of the cobblestone buildings erected. In the cobblestone area of western New York more than three hundred fifty buildings — houses, churches, schools, factories, stores and barns were built between 1825 and 1860. This does not include the scores of foundation walls to frame houses which were built of cobblestones from the grade to the wood sill.

Many of these buildings erected at the same time were many miles apart and could not have been built by such a group of traveling masons. Occasionally we do find several houses near each other where the character of the stonework, the manner of striking the horizontal joints and the building-up of the embellishments in the vertical joints between the stones were very similar. Here, we can be reasonably sure it was the work of one man or a group of men. However, the technique of setting the stones and forming the horizontal and vertical joints varied to such an extent between localities, it is impossible that they were built by the same man or group of men.

We know from letters and account books that cobblestone houses were less costly to build than houses



The cobblestones in the front elevation of the Middleport Church are carefully selected oval shaped lake-washed stones. They are set vertically in straight rows and very straight "V" joints.

A small building in West Bloomfield, erected in 1841 to house an insurance company. The front is built of very small water-washed cobblestones.

of wood or brick, but the records we have were of houses built after 1840 when the small cobblestones were used. To lay up the small cobblestones in the later work was even more costly than laying up of the larger stones in the early work, because three or four times as many stones were needed and they were more carefully laid. The account books kept by Pardee in 1847 and Zimri Waters in 1850 when they built their houses state that the masons received one dollar per day. A ten hour day was common practice at the time and a mason could lay up three or four courses of cobblestones, including the backing, on one side of a house in one day. Sometimes they were paid one dollar per day and their board.

Other account books state that the masons were paid from thirty-five to forty cents a perch. (In this area a perch consisted of sixteen and two-thirds cubic feet of masonry.)

A letter written by Mr. P. P. Bonsteel was published in the "Cultivator," a consolidation of "Buells Cultivator" and the "Genesee Farmer" (IX) 1842 No. 7. It tells us of his experience in building his home on the Pittsford-Victor Road.

"In 1835 I built me a house of cobblestones, of the following description: front 45 x 83 feet, 2 stories, forming an "L" in rear of 65 x 23 ft., single story for kitchen, washroom and wood shed. My plan for thickness of wall was: the cellar wall 20 inches thick to first floor, drop off two inches to second floor, then drop off two inches, and extend out to top. Sort your stones so as to have the outside course three or four inches, with straight lines for cement. Take the coarsest of sand for the stone, and a fine sand for brick. I used the common stone lime, one bushel of lime to seven of sand for stone, and the same kind of lime, one bushel to two of sand for brick. Furnished all materials on the ground, and paid my masons $3.75 per hundred feet. He furnished his own tenders and made his own mortar, built his own scaffolds and tended themselves. I boarded them. I think I have as

(Continued on Page 34.)



EASTWOOD PROFESSIONAL BUILDING

SYRACUSE, N. Y.

VEDDER & CURTIN, A.I.A., *Architects*
CEDRIC R. ACHESON, *Consulting Engineer*

The purpose of this structure is to provide facilities for two dentists who, at the completion of their Military Service, had formed a joint practice. The site is located on a main thoroughfare in a good residential neighborhood, although transition has commenced to selective commercial uses.

The program as developed by the Owners, Richard E. Gladziszewski, D.D.S., and Edward B. Rapson, D.D.S., with the Architects, had the following requirements:

The character of the building shall be such that it will be compatible with the character of the neighborhood. The structure shall be located on the property to provide for future expansion, as well as ample parking. Direct access to be provided for patients entering from either the street or parking area. Patients to have a well appointed waiting room, toilet facilities and recovery room. Operating area to face north and be separated from patients' waiting area by one control point. Facilities to be provided for staff, Owners, laboratory, sterilizing, record storage and garage. First floor to be air conditioned.

As shown on the Plot Plan, advantage was taken of the contours to provide two full stories in the rear, with the lower or basement floor at grade with the parking area. The future wing was located so that access to it will be from the main entrance of the initial structure, openings having been provided in the design for this purpose.

Basic construction is masonry wall bearing with concrete floor system and steel roof framing. Walls and partitions are concrete masonry, plastered; surgery and operating rooms have tile wainscots; two walls of Painting Room are paneled in red wood. All first floor rooms have glass acoustical tile ceilings. The sound system is designed for FM reception to take advantage of continuous musical programs.

First floor is fully air conditioned from central self-contained unit in which there is a heating coil for warmed supply ventilation. Heat is supplied by gas fired forced circulation hot water boiler. Blower units used in basement; baseboard radiation on first floor.

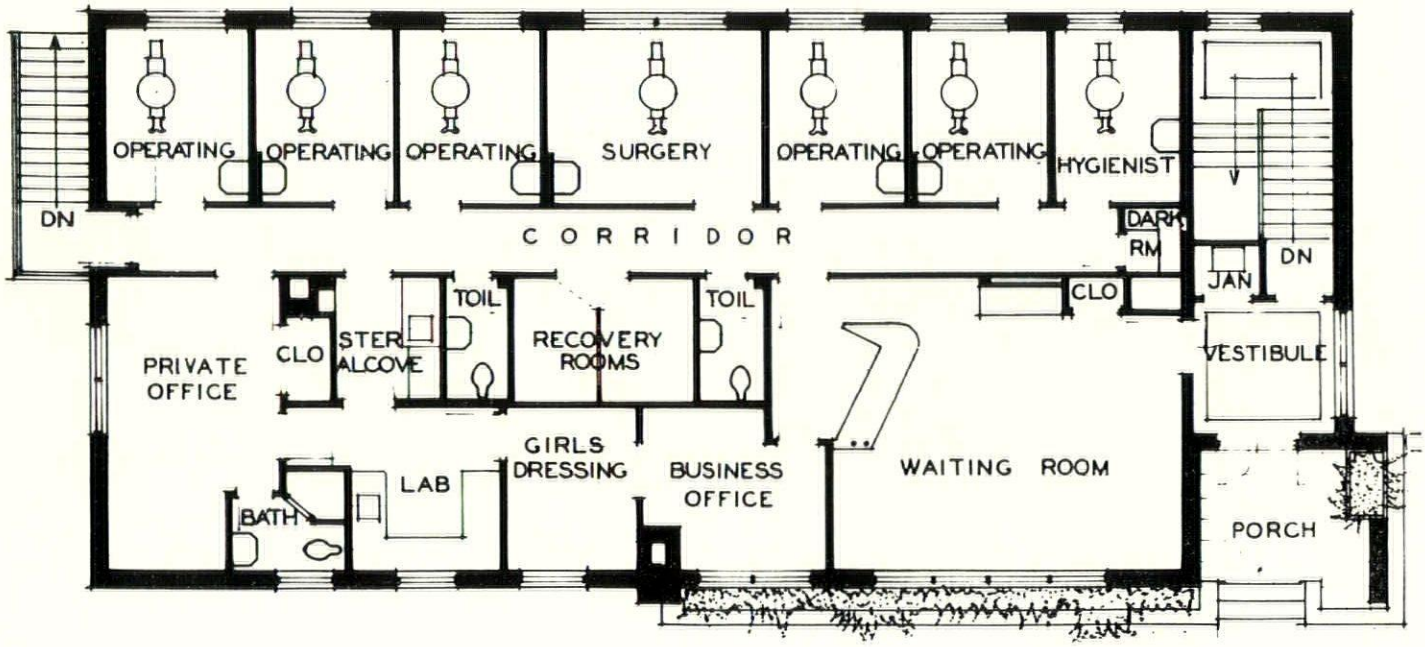

SAYVILLE FEDERAL SAVINGS AND LOAN ASSOCIATION

Main Street, Sayville, Long Island, New York

CARL B. STOYE, *Architect*

The new building for the Sayville Federal Savings and Loan Association was designed to accommodate the association's two main functions, namely the mortgage and building loan department and the savings department. The building is located on a corner plot in the business district of Sayville with the main entrance facing on Main Street and a secondary entrance at the rear providing direct access from a paved parking area comprising the rear half of the plot.

All customer services are located on the first floor with a public lobby in the center dividing the savings department from the mortgage department. The receptionist and a waiting area are located just inside the main entrance. All employees and service functions are located in the basement. An exterior stair provides access to a secondary corridor serving the two mechanical equipment rooms so that all service and maintenance calls are isolated from the remainder of the building.

The program requirements dictated maximum flexibility on the first floor for any future changes in space needs. Therefore steel girders span fifty feet between exterior walls. The floor construction is cellular steel decking which provides raceways 6″ o.c. for maximum electrical availability anywhere in the floor. The decking is covered with concrete or with rubber tile. Private offices have carpet.

Exterior walls are cinder block faced with brick; foundations are reinforced concrete; roofing is slate shingles; all flashing and gutters are lead coated copper. Features include floodlighting of building, snow melting for two entrance porches; mineral acoustical tile ceilings; hardwood wainscots for all public areas, private offices and board room; complete air conditioning; heating, split system, hot water convectors and warm air.

The building comprises 177,340 cu. ft. and the cost exclusive of site development and furniture was $1.08 per cubic foot.

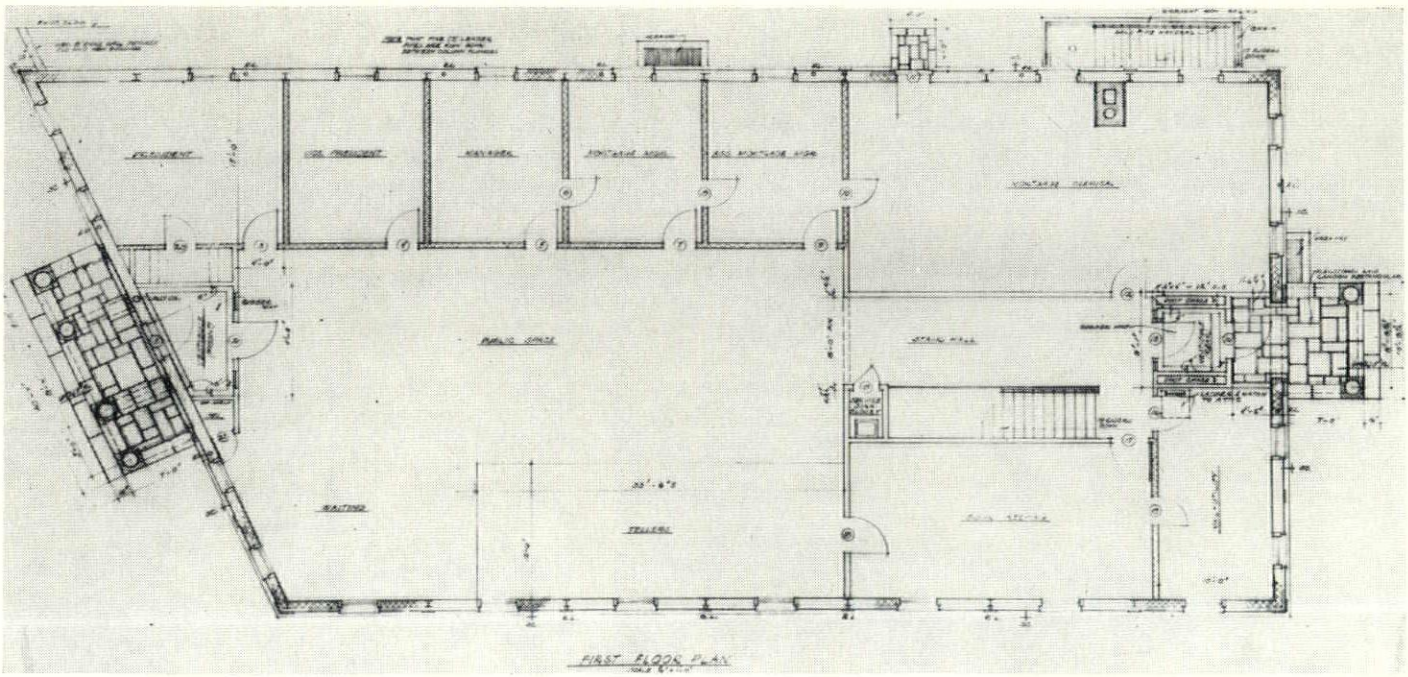

TOWN AND TWEED . . . . . ELSMERE, NEW YORK

FOR MR. AND MRS. HERMAN RASKER

ALBERT S. HARTHEIMER, *Architect*





This is a Ladies Sportswear Shop located in a new shopping center in Elsmere, New York, a suburb of Albany, New York. The store, 20′ x 80′, has concrete block walls, an acoustical plaster ceiling and a concrete floor. The merchandise planned consisted of skirts and blouses, hats, accessories, suits and a few dresses and coats. The problem was to provide hanging space, dressing rooms, wrapping counter, display and storage space in a setting that would be very workable as well as enhance the merchandise.

In order to have a quick low cost job, materials were chosen that were easy to procure and use. Pine beams stained walnut were placed on the ceiling to relieve the depth of the store and to give a more intimate feeling. The concrete block walls were left exposed and painted light green. Clapboarding painted white was placed for added warmth.

The whole store can be seen from the floor to ceiling outside front window so it was important to design the immediate front interior to catch the eye. Therefore, a little white fence for display was designed. Also, the cabinets painted cocoa, apricot, gold, and light green were extended out in a wide inverted V, and the pegboard above the shelving was painted apricot and gold. The placement of these cabinets and shelves, as well as their colors, drew attention to the merchandise from the outside of the store.

It was important that the wrapping counter be in the middle of the store so that salesgirls wrapping packages could see the people coming in the shop as well as those already there. The wrapping counter, therefore, had its base painted a cocoa color, with brightly painted pegboard for display behind it. Thus, the counter fit in with the rest of the decor. The flooring is corktone asphalt tile.

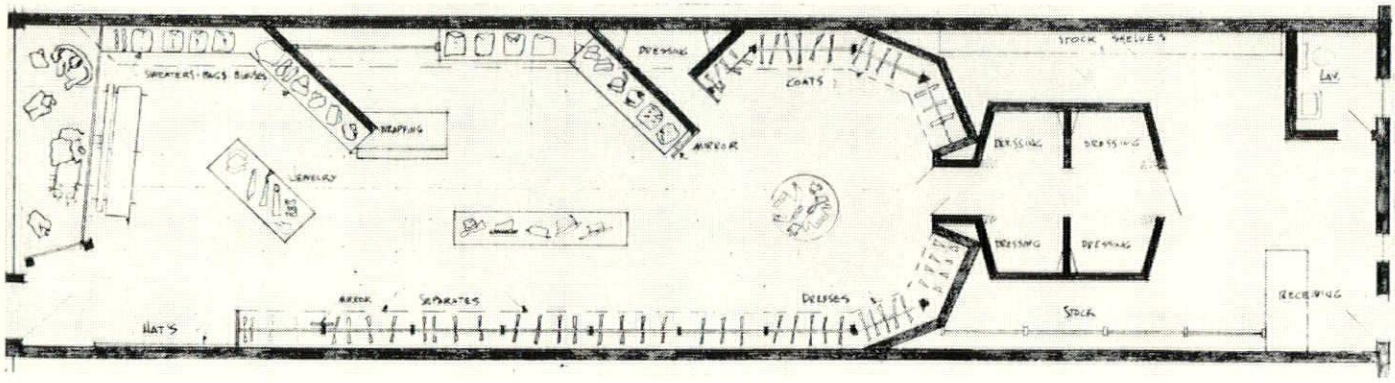

OFFICES FOR DRS. McCHESNEY & BOLLINGER

PULASKI, N. Y.

CHARLES ROCKWELL ELLIS, A.I.A., *Architect*
MALCOLM B. & EDWIN L. MOYER, *Heating Engineers*
P. V. PHILLIPS, *Contractor*



Two young enterprising practitioners, with related vocations, have joined forces in erecting a new building to adequately serve their needs and the requirements of this upstate New York community.

Materials for the building were selected for maximum economy without sacrifice of quality and appearance.

The rear and exterior side walls are of selected masonry block and redwood siding. The chimney, wing wall and planters are of Roman rough masonry blocks.

The low-pitch roof is covered with built-up roofing with a finish surface of white marble chips.

The pointed overhang of the roof at the north and south ends and the wide overhang at the side, protect the entrances and shield the offices from the direct rays of the sun.

The building is located on a corner lot so that the principal facade and main entrance, with wing walls, planter, and high expanse of glass, faces north.

A secondary entrance at the south end of the building provides a private entrance for the doctors and an emergency entrance for accident cases.

Two reception rooms off the main entrance are highlighted by restful Flexwood wall, open beam ceilings, interior planter, and localized lighting.

All major rooms have acoustical tile ceilings. Laboratories, dark rooms and sanitary rooms are plastered.

All side walls are insulated with aluminum foil under the furred dry wall construction. Ceiling insulation is 2″ glass wool.

Vinyl and asphalt flooring in varying colors and patterns were selected to harmonize with the accordion and birch doors and trim.

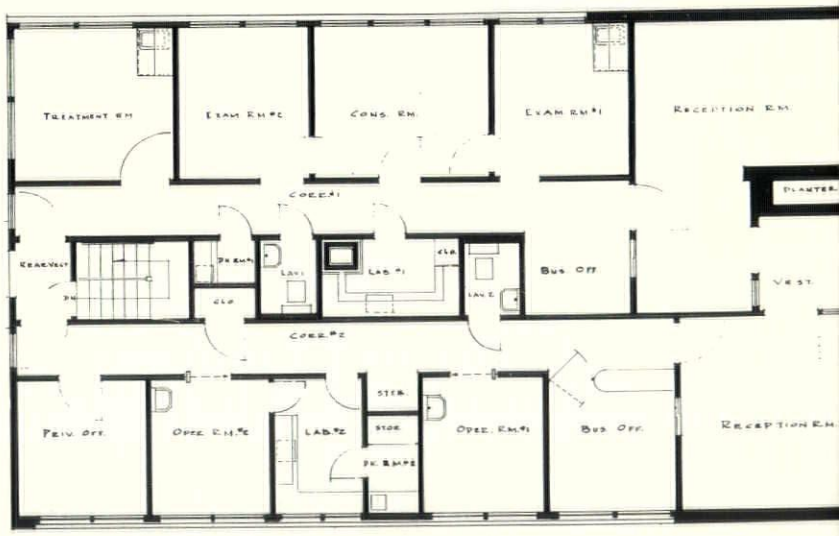

MAIN FLOOR PLAN
SCALE: 1 0 1 2 3 4 IN FEET

A complete basement houses the heating plant, shower, isolated storage room, doctors' records and general storage area.

Electrical and plumbing appointments in operating, treatment, and examining rooms meet the specific requirements of each doctor.

An oil-fired, forced hot water heating system is zoned that each suite can be controlled to accommodate the temperature requirements of the respective occupants.



BRANCH BANK, ALBANY, NEW YORK

AUGUST LUX & ASSOCIATES, *Architect*

Mechanics and Farmers Bank of Albany, one of the oldest banking establishments in the capital city, are building a new branch bank in a move to expand banking facilities in urban Albany, New York.

The Bank's executives obtained a site in the densely populated west end section of the city and selected a design scheme consistent with the modern trend.

The main floor of the building will contain the banking operations including drive-in teller facilities.

The basement floor will house the Bank's central bookkeeping department.

The second floor is leased out to the district office of the Utica Mutual Insurance Company.

The glass front will permit a clear view of the bank interior which is designed around the vault as a central motif.

The building contains 16,000 sq. ft. of floor area and is completely air conditioned.

Cost: General, $182,000.00; Heating, Ventilating and Air Conditioning, $41,090.00; Plumbing, $9,000.00; Electric, $34,760.00.

STORE AND DISTRIBUTING PLANT . . NORTHAMPTON, MASSACHUSETTS

AUGUST LUX & ASSOCIATES, *Architect*

General Ice Cream Corporation, producers and distributors of Sealtest Ice Cream, have combined marketing, advertising and selling functions for their Northampton, Massachusetts area by means of a building consisting of a 62'-0" x 107'-0" warehouse and an attached 55'-0" x 30'-0" retail store.

Distribution of ice cream and allied products including milk, to both retail outlets and consumer residences, was a basic consideration in design. However, promotional and advertising interests of the company could be served by the inclusion of a retail store if such an outlet could be made available to the public. A site was chosen on a corner lot at the convergence of arterial routes 5 and 9 on the northern outskirts of Northampton. Adjacent corners presented a satisfactory appearance.

The complete unit was brought well forward on the lot to prevent parking in front of the retail store and thus preserve the appealing appearance of the building to the passing motorist. Parking will be handled by means of a 100 car split-lot to the rear and side of the building. Corner entrances and exits will be possible from both parking areas. The spacious parking lots and ease of traffic flow will serve both the traveling patron who may sit at a counter or table and the customer who is stopping to make a hurried purchase for home consumption.

The warehouse consists of a rather heavy concrete foundation, block and roman brick-veneered walls, wall-bearing steel roof frame and 3 inch wood roof-deck construction with facilities for interior truck-loading. The retail store portion, separated from the warehouse by means of a high parapet, roman brick-faced wall, makes liberal use of glass with structural requirements accomplished by means of stained laminated-wood frames.

Appeal to the traveling public will be further enhanced by means of striking interior colors, recessed ceiling lights and spot-lighting of ice cream dispensing equipment.

BUILDING FOR THE STATE of NEW YORK, 1790-1890

Part II

GOVERNMENT HOUSE

By Harley J. McKee

The documents saved by the Onondaga Historical Association from destruction in a paper mill give numerous indications of the cost of materials and labor during the 1790's. In converting these figures to dollars and cents we can take the penny as one cent, the shilling as 12½ cents, and the pound as $2.50. This would mean that the entire cost of constructing Government House approximated $30,000, but it is by no means clear what relation the buying power of the dollar of that time bears to its present value. Keeping this in mind, it may be of interest to list some representative costs.

Hard brick, 30 shillings per M
Lime, 5 shillings 6 pence per load
2-inch ashlar for steps, 2 shillings 6 pence per foot
Water table, 2 shillings 6 pence per foot
Window sills, 14 shillings each
2-inch plank, 3 pence per foot
1-inch board, 90 shillings per 1000 feet
Oak scantlings, 8 shillings per 100 feet
"Putlocks," 12 shillings per load
Shingles, 80 shillings per 1000
Sheet lead, 70 shillings per 100 pounds
Glue, 1 shilling 9 pence per pound
Sand paper, 4 shillings per dozen sheets
Plaster paris, 4 shillings per bushel
Window glass, 14″ x 19″ or 14″ x 21″, 6 shillings per pane, including installation and painting sash
Patent sash fastenings, 2 shillings 6 pence each
4½″ butt hinges, 3 shillings 6 pence per pair
Dung, 1 shilling per load
A wheelbarrow, 26 shillings
A Franklin stove, 7 pounds 10 shillings
A "smoak jack and putting it up," 10 pounds 10 shillings
Carpenters, 7 shillings per day
Stonecutters and masons, 8 shillings per day (in 1790; by 1802 the rate had increased to 12 shillings)
Hauling: 9 shillings per day "for cartman." 9 pence per load "for riding lodes of plank and board"
Common laborers, 4 shillings per day

Special skills such as wood-carving charged by appropriate units; thus Richard Davis was paid 30 pounds "for carving the Arms of the State in the front of the portico," 21 pounds "for carving 6 Ionic half capitals for the front of the house," and 20 pounds "for 4 large Ionic capitals for ye Portico." These capitals in rough form had already cost 6 pounds 10 shillings, and "turning 4 large bases for columns for portico" came to 10 pounds. For cutting "facias" in window sills, 8 shillings per sill was charged. Plain arches cost 12 shillings, those with keystones 18 shillings. John Fister made the following proposal: "I offer to execute the railing of Iron to the Stoop or Porch at the Government House at the rate of thirty-two shillings per hundred weight, and to be at all expense of putting up, Lead and Stone Cutters Work, except the Iron which is to be found me." Leaden dentils, presumably for the cornice, were also charged for by weight. One William Ostrander furnished 5 pounds 6 shillings' worth of "liquor had for workmen at Government House"; in this case neither the unit of measurement nor the kind of liquor was specified in the bill!

The project for Government House included some work on the grounds, with fence, well, walks, and a coach house and stable. For the latter a brick foundation was put in by John Moore and the building constructed by Silas White and Ephriam Hopping. As it was nearing completion a dispute arose and was settled by arbitration, as indicated in a letter of Sept. 10, 1791, written by James Robinson to the superintendent. "Please to settle with Mr. White and Mr. Hopping agreeable to the award of the arbitrators Sum of Eight pounds 12/ and take such a Receipt as will finely settle the work at the stable they paying the cost of the Shute."

By the latter part of 1791 some attention was being given to furniture for the mansion, and during the following year carpets, drapes, mirrors and all kinds of accessories were installed. Some representative items will indicate the standards of late 18th Century fashion.

A set large Mahogany Dining Tables
A Commode Mahogany Side Board
24 Mahogany Hair Bottom Chairs
2 Large Sophays
2 pair Looking Glasses
1 pair Girandoles
Crimson Worsted Noreen Window Curtains with Tassels
Large Scotch ingrain Carpets for several rooms and stairs

Fireplaces had marble hearths, and were furnished with brass andirons, brass fenders, tongs and shovels. Lighting fixtures included 2 patent lamps and 3 vace lamps, but probably the most striking contrast to mid 20th Century architects is to be noted in the kitchen equipment: "1 Smoak Jack & Chain, 1 pair Andirons, 1 pair Tongs & Shovel, 1 Spit Rack, 2 Spits & 12 Skewers, and 3 Chain Trammels."

Although Government House was completed and furnished early in 1793, in only a little more than three years extensive repairs were being carried out, this time under the direction of Jotham Post. Occasional bills extending to the year 1810 also refer to repairs, and to the alterations which change in occupancy necessitated.

QUEENS CHAMBER of COMMERCE AWARDS

GARAGES — BRONZE PLAQUE

The Triboro Coach Corporation garage at 85-01 24th Avenue, Jackson Heights, is 200′ x 400′ in area and 17′ x 22′ in height. Its structural design consists of a unique triple cantilever to allow for large spans and economical costs. The interior bays are 66′ x 80′ — large enough for bus storage and turning.

Included in the group of the company's facilities on a plot 440′ x 628′ facing on four streets opposite LaGuardia Airport are a storage building and a two story air-conditioned administration building, the latter being 40′ x 80′ with sash in sections divided by brick piers.

Saul Goldsmith, *Engineer*

COMMERCIAL — HONORABLE MENTION

Designed for use as a sales office, showroom and warehouse for the machine tool business, the DoALL Eastern Company Building at 36-06 48th Avenue, Long Island City, is constructed of steel and cinder block with its two street sides faced with light colored brick contrasted with dark red Roman brick.

Foundation and steel work can accommodate a second story to meet future requirements. The roof of "porex" slabs boasts a high insulating factor. Heating is by gas with air-conditioning for office and showroom area. A platform facility in the rear parking lot insures off-street loading and unloading.

Jerome W. Perlstein, *Architect*



BANKS — BRONZE PLAQUE AWARD

Modern in design and built of limestone and polished granite, the new air-conditioned main office of the Queens County Savings Bank at 38-25 Main Street, Flushing, is a continuation of the three-story structure on 39th Avenue, erected in 1935. It has windows of stainless steel featuring heat-resisting glass designed to permit a view of the interior banking floor from the street.

Evergreens and seasonable flowers in exterior window boxes suitably frame the main entrance to a spacious vestibule, with interior planting leading to the main banking floor. The banking room's decor is conservatively modern with columns of "sultana" pink marble with a blue "belge" marble base and an illuminated cove ceiling.

Depositors' comfort is keynoted in the design of the building which features public powder rooms, lounges, and spacious banking quarters, all of which are completely carpeted. Acoustical ceilings have been installed throughout, and a completely soundproof room has been provided for accounting machines on the second floor.

Dudley E. Soper, *Architect*



COMMERCIAL — BRONZE PLAQUE AWARD

Contemporary in design and representing a complete departure from the usual, the completely air-conditioned Leo F. Kearns Funeral Home at 61-40 Woodhaven Boulevard, Rego Park, is distinctively situated on an irregular plot with driveway and entrance facilities warranting the best possible access for funeral coaches and parking.

The exterior design incorporates an interesting usage of granite, limestone, crab orchard stone, brick and wood. The entrance features a lofty, dignified lobby, leading to doors of etched-glass panels. Off the lobby in two opposite wings are private chapels and family rooms, private lavatory, telephone units, reposing rooms, and consultation office.

Decoration and furnishing of the building insures a bright, contemporary atmosphere. A monumental stairway leads to the lower level containing a lounge and smoking room, rest rooms, casket display and storage room, air-conditioning and boiler rooms.

A. F. Meissner, *Architect*



SOME LOCAL FABRICATORS WHO BUILD BLUMCRAFT RAILINGS

BINGHAMTON, N. Y. . . . . Titchner Iron Works

BUFFALO, N. Y. . . . Colonial Iron Works . . . Community Steel Corp. . . . Contractors Ornamental Steel Co. . . . Dunn Welding Co.

MOUNT VERNON, N. Y. . . . Rubin & Cohen Iron Works

BROOKLYN, N. Y. . . . Brass & Bronze Specialty Co. . . . Durable Iron Craftsman . . . Kings Bronze Co. . . . New Star Brass & Bronze Works.

GARDEN CITY, L. I., N. Y. . . . . General Bronze Corp.

NEW YORK, N. Y. . . . Albro Metal Products . . . Dayton Metal Products . . . DeVoe Iron Works . . . J. W. Fiske Iron Works . . . Grossman Steel Stair Corp. . . . Samuel Kirschner & Sons . . . Model Iron & Aluminum Co.

POUGHKEEPSIE, N. Y. . . Poughkeepsie Iron & Metal Co.

ROCHESTER, N. Y. . . . Bereza Iron Works . . . Young's Wrought Iron Works.

SYRACUSE, N. Y. . . . Ertinger Metal Fabricators . . . B. Heckerman Iron Works . . . Thelen Iron Works.

TUBE-LINE®...LOW COST RAILINGS

NEW . . . Low cost adjustable aluminum railings for service stairs . . . comparable in price to aluminum pipe rail . . . competitive bidding by your local metal fabricators who build these railings from stock *TUBE-LINE* fittings and tubing . . . Blumcraft general catalogue M-56 available to Architects, or consult Sweets file 6e/Blu

Blumcraft® OF PITTSBURGH

460 MELWOOD STREET PGH. 13, PA. • PERMANENT DISPLAY 101 PARK AVE., N.Y.

STATE NONRESIDENTIAL BUILDING CODE PROMULGATED

Promulgation of the State Building Construction Code applicable to commercial, industrial, institutional and other nonresidential building construction is announced by the State Building Code Commission.

The state's requirements for general building construction complement those previously published which are applicable to one- and two-family dwellings, apartment houses, hotels, motels and other types of residential buildings.

The new regulations go into effect on May 1 in the 181 municipalities — 21 cities, 65 towns, and 95 villages — which have already accepted applicability of the code on a voluntary basis by local legislative action.

The completion of the nonresidential building code marks an important phase of the commission's program for building code improvement and uniformity on a statewide basis.

"The availability of complete uniform building regulations to all municipalities of the state desiring them is an important step in bringing order out of the chaos which has attended local building code enforcement in this state for half a century," Brig. Gen. Edward J. McGrew, Jr., chairman of the commission, stated.

"The extraordinary advances being made in building and construction technology impose new considerations in code interpretation and enforcement.

"The commission's code is prepared in performance terms which are sufficiently broad to allow for admission of new techniques and materials without requiring constant amendment of the regulations themselves," he stated.

INDUSTRIAL BUILDING AIDED

General McGrew said that it is his opinion the state code is the first to give full recognition to advances in industrial building design marked by large unobstructed areas in one-story buildings.

"Fire-loss experience has been sufficiently documented," General McGrew said, "to indicate prudent building regulation which allows for economies in construction of large one-story industrial plants. The use of heat banking areas, sprinkler systems, and the provision of adequate access for fire-fighting equipment reduce the safety hazards in modern industrial plant operation and maintenance."

The commission conferred with many authorities, including architects, engineers and specialists in various phases of building, construction, fire safety and sanitation in the preparation of the regulations. In addition it had the counsel of about sixty national and statewide research and technical organizations in drafting the rules, public hearings on which were held in Albany and New York City in December.

COMMISSION'S SERVICES TO MUNICIPALITIES

In addition to the complete building regulations, the commission provides municipalities administering the state code with a manual detailing typical permissive methods of meeting the code requirements.

The commission has established a standard procedure for introduction of new materials, equipment and methods of construction, and acts as a central clearinghouse for test data prepared expressly for the commission or furnished by accredited laboratories and authoritative organizations.

The commission has also published a list of generally accepted engineering standards applicable to the state code. Under the State Building Code Law, construction in accordance with these standards, except where modified by the detailed regulations spelled out in the code, is deemed to meet the requirements of the code.

BACKGROUND ON STATE'S PROGRAM OF BUILDING CODE IMPROVEMENT AND UNIFORMITY

STATE BUILDING CODE LAW ENACTED

The Joint Legislative Committee on Statewide Building Codes reported in 1949 that many local codes, in view of the rapid advances made in the art of building, were too inflexible and antiquated to keep apace of developments in this industry. The Committee found that owing to their inflexibility, many obsolete codes prevented the use of newly developed methods and materials which make construction cheaper without sacrifice of safety, and many imposed standards higher than the minimum required for safety, thereby inflicting a cost burden bearing no reasonable relation to the degree of safety achieved.

In order to effect reduction in excessive costs of building construction attributable to obsolete and complex building laws, ordinances, rules and regulations, and in order to obtain a more up-to-date statewide uniform set of rules, the State Legislature, with the approval of the Governor, enacted the State Building Code Law on April 21, 1949. (Chapter 700, Laws of New York, 1949.)

PURPOSE OF THE STATE BUILDING CODE LAW

The New York State Building Code Commission program is one by which municipalities, the general public, building

officials and all segments of the industry may profit by better designed buildings produced at lower cost through the elimination of excessive requirements common to many obsolete specification-type codes now in force throughout the State, and by the abolition of cumbersome code amendment procedures which obstruct the introduction of new and improved materials and equipment.

The principal instruments of this program are building codes formulated in terms of performance objectives and designed to provide reasonably uniform standards and requirements for construction, consonant with accepted standards of engineering and fire-prevention practices.

SERVICE TO MUNICIPALITIES

The Commission at present provides municipalities with complete building regulations; through the issuance of a Code Manual provides construction details typical of permissible methods; provides standard procedures for introduction of new materials, equipment and methods of construction; and acts as a central clearing house for test data prepared expressly for the Commission or furnished by accredited laboratories and authoritative organizations, and for test-data interpretation. Thus the Commission provides communities of the State with codes, technical and consultative services, and data and data interpretation designed to bring about efficient administration by local enforcement authorities. The advantages to communities in accepting the State's building code services are numerous, among these being municipal economy. The cost of expert technical services and legal procedures involved in the preparation and amendment of building laws makes the undertaking prohibitive for most communities.

Even those communities which are prepared to pay the high cost of code drafting find it difficult to obtain the services of the comparatively few competent technical experts available. Often communities have drawn up new codes based on selected extracts from a number of old codes, which were themselves extracts of previously drawn codes. The communities find themselves, even after code revision, with a hodgepodge of obsolete rules and regulations, and the task of constant, costly legislative amendment starts anew.

Few communities have been able to afford the staff or facilities required to keep their codes in step with advances in the art of building. Few building officials can claim mastery of diverse engineering principles needed to evaluate test data, and few building departments have the data or means of acquiring them to reach scientific conclusions. The State's code is the work of many minds and has the benefit of review by outstanding architects, engineers, builders and others — a procedure impracticable, if not impossible, for individual communities.

The testing procedures, and material and equipment approvals under the State Building Code Law are in the hands of competent technicians.

The communities benefit by keeping in step with advances in the art of building, and the local code administrator is given the assurances he now lacks in the applicability of rules or regulations governing the use of materials and equipment in his community.

(Continued on Page 28.)

THAT NECESSARY EVIL—THE ARCHITECTURAL ENGINEER

THOMAS H. MCKAIG

I note from the archives that the first of these periodic blurbs I ever perpetrated on the unsuspecting and defenseless profession is dated January 1930 – twenty-five years prior to the time I am writing this, and eight years after I had hung out my own shingle. In the meantime I have learned a lot I hope, and by the time I have put in another twenty-five years, I should probably be as full of erudition as I was when I was half way through my sophomore year at college, and that was before a lot of youse guys were born.

Since that time, a lot of things have happened in the industry. Rigid frames were then in their swaddling clothes, and could be computed only by the choice few who had gone through all the intricacies of higher mathematics to the slope deflection method – which was strictly Greek to most of us. Nowadays we would rather figure a gable end rigid frame than a Fink truss. Bar joists were brand new and we used wire bridging when we used any at all. Such things as thin shell concrete structures and the theory of limit design were still matters of the dim and distant future.

Our materials of construction have come a long ways since those days too. We mixed our concrete on the job then and if one batch had more fines than the next batch – so what? It was still 1:2:4 concrete and that was what we specified. Today we get transit mix. We specify the strength and if the mixing plant can get a 3000 pound concrete from a five bag mix, who cares? It is still 3000 pound concrete.

That was back in the days when you told the steel fabricator that you wanted delivery in six weeks or else. Today you take what he is willing to give you. And if you can buy it for four times what it would have cost in those days you're getting a good price. It was before the W.P.A., the P.W.A., and most of the other initial combinations, even F.D.R. If you can't remember it any other way it was the year when Babe Ruth reached his highest salary level with the Yankees.

And, oh brother – what building costs have done in those twenty-five years. Starting at an index of 190 in January 1930 where they had approximately been for all of 1929, they dropped to a low of 136 in April of 1932 (remember the depression?) and, as of the latest Engineering News-Record available, they are now at 479. According to the way that I figure it, that is about two and one-half times the cost as of January 1930.

Yes, this is ancient history, but it is probably not so ancient but what a few of the readers at least get a nostalgic feeling for the good old days. But read it over again – perhaps they were not such GOOD old days after all!



...and what keeps a building young?

What is it that keeps some buildings "young" . . . always with a waiting list and never a vacancy . . . while other structures half their age are regarded as old? You generally find the answer in a *management* that maintains the building properly . . . and behind that, an *architect* who appreciated the importance of designing for "perpetual youth."

Because the rest room is one place where a building is most likely to show its age, smart architects today plan this area with particular care. They specify off-the-floor plumbing fixtures in all major new buildings. These not only *look* modern . . . they make it easy to maintain hospital-like standards of cleanliness and sanitation. They facilitate redecoration, and give the widest latitude in future desired changes in the structure of floor or wall.

You will find also, in most such installations, that the fixtures are suspended on the ZURN SYSTEM®. The patented, engineered features of the ZURN SYSTEM makes installation easy, alignment simple, and support completely and permanently dependable. All of the stress is carried by the system . . . no stresses are transmitted to the wall. The best indication of how successfully the ZURN SYSTEM does its job is shown by the 800,000 individual fixtures currently supported on the ZURN SYSTEMS.

To help sell your clients on this modern mode in rest room design, write for our free booklet, "Behind Closed Doors." 110-3

J. A. ZURN MFG. CO.

PLUMBING DIVISION

ERIE, PA. U. S. A.

Represented by

ZURN SERVICES INC.

140 Cedar St. NEW YORK, N. Y.

ALEXANDER MITCHELL

103 N. Lake Ave. ALBANY, N. Y.

OLDACH & BOECKEL

403 McKinley Bldg., 259 Delaware Ave. BUFFALO, N. Y.

The Zurn Zero Zone® is created by mounting off-the-floor plumbing fixtures on behind-the-wall ZURN SYSTEMS. This permits the highest degree of rest room sanitation to be attained and maintained. All major plumbing manufacturers make fixtures to fit this system.

See our catalog in Sweet's Architectural File and Industrial Construction File.

J. A. ZURN MFG. CO.
Erie, Pa. U. S. A.
Please send new booklet: **"BEHIND CLOSED DOORS"**

Name..... Title.....
Company.....
Type of Business.....
Address.....
City..... State.....
ESA-2



TEMPLE ISRAEL, ALBANY, N. Y. LEON M. EINHORN, *Architect*

BRICK for beauty and durability

The use of brick is the perfect answer to today's demand for naturally durable and beautiful building materials. And they offer an almost unlimited range of colors and textures to fit any decorative scheme.

BINGHAMTON BRICK CO., INC., BINGHAMTON, N. Y.

BUFFALO BRICK CORP., WEST FALLS, N. Y.

PARAGON SUPPLY, INC., SYRACUSE, N. Y.

ACME SHALE BRICK CO., INC., BUFFALO, N. Y.

SYRACUSE BRICK CO., SYRACUSE, N. Y.

CONSOLIDATED BRICK CO., INC., HORSEHEADS, N. Y.

JOHN H. BLACK CO., BUFFALO, N. Y.

WECKESSER BRICK CO., ROCHESTER, N. Y.

MOHAWK BUILDING MATERIALS CORP., RENSSELAER, N. Y.

HUTCHISON-RATHBUN, INC., ROCHESTER, N. Y.

THE BELDEN-STARK BRICK CORPN., NEW YORK CITY

BUILDING CODE *(Continued)*

The people of the community benefit from savings accruing through the use of advanced methods, improved materials and standardization of products. With the adoption by the State Building Code Commission, and enforcement by the local officials, of one accepted standard for a specific material or equipment throughout the State, the producers and builders are enabled more readily to attain uniform quality and performance.

ESTABLISHED TECHNIQUES DENIED COMMUNITIES

A survey conducted by the Commission in 1950 shows that at least 334 communities in the State had codes or other building regulations, but that most of them are not being kept up to date. Eighty-nine of the 334 local regulations known to exist were out of print, had not been collected under one cover, or were otherwise unavailable in convenient form, and therefore were not included in the study. The Commission found that of the 245 codes studied, only sixty-six had been revised since their original adoption. Of the fifty-eight known definitely to have been in force for more than twenty years, only fourteen had been revised.

The Commission acknowledges that there are many questions on which authorities differ in establishing functional standards for buildings, but it finds that even standards accepted by the architectural and engineering professions for structural strength, fire resistance and other basic requirements are ignored in many of the codes in force. Further, there is wide disparity in existing requirements, some of them bearing no reasonable relation between construction costs and building safety.

Subjecting the codes and ordinances to detailed examination, the technical staff of the Commission found one to four of the following major deficiencies in most of them: (1) obsolescence of provisions, resulting from failure of municipalities to revise regulations to conform to technological progress; (2) incompleteness, especially with respect to regulations on plumbing, fireproofing, firestopping, and provisions for wind and snow loads; (3) inflexibility, arising from rigid specification-type provisions, making amendments cumbersome; (4) disparity in existing requirements, brought about by disregarding basic standards for structural strength and fire resistance accepted by the architectural and engineering professions.

PROCEDURE FOR ADOPTION OF STATE CODE

Municipalities desiring to adopt the State Building Construction Code may do so by enactment or adoption of a resolution by the local legislative body accepting the applicability of the code, and filing a certified copy of the resolution in the office of the State Building Code Commission and in the office of the Secretary of State.

This procedure permits all municipalities, whether or not they have building codes or building ordinances, to adopt the State code at will. They may withdraw application of the code at any time after one year of applicability elapses, and may restore the application, if they choose, at any time by resolution.

THE SUPPORT OF THE PROGRAM

The benefits to municipalities and the industry in general have been welcomed by a number of professional groups and others throughout the state. Among the proponents of the code program are the Architects Council of New York City, Associated Builders of Greater New York, Building Industry Employers of New York State, Building Trades Employers Association of Westchester County, New York, Inc., Citizens Housing and Planning Council of New York, Home Builders Association of Westchester, Inc., Long Island Home Builders Institute, Inc., Monroe County Chapter of the New York State Society of Professional Engineers, New York Building Congress, Inc., New York State Association of Architects, New York State Home Builders Association, Rochester Home Builders Association, The Real Estate Board of New York, Inc., Tompkins County Chapter of the New York State Society of Professional Engineers, and Westchester County Association, Inc. The American Standards Association, the Regional Plan Association, Inc., The Savings Banks Association of the State of New York and The American Society of Civil Engineers, in their official publications have given extensive and favorable attention to the program of the Commission.

In addition to the promulgation of the building codes, the Commission has also promulgated rules and regulations applicable to the statewide Multiple Residence Law and continues to correlate these regulations with amendments to the law as passed from year to year by the Legislature.

The Commission, from the beginning, has carried on an active program of education among municipal officers of the state regarding the objectives of the law and the services of the Commission. In 1950, in 1953, and again in 1955, the Commission conducted extensive public conferences in all sections of the state as part of its educational program. The success of these conferences is attested by the attendance of hundreds of municipal officers interested in better building regulations.

Through the issuance of its Newsletter as occasion dictates, the Commission has kept the municipalities well advised of its activities arising from the acceptance of the applicability of the State Building Construction Code. The effects of this program are reflected in numerous editorials which have appeared in the press throughout the state commending the Commission on its work.

MUNICIPALITIES ACCEPTING APPLICABILITY OF THE STATE BUILDING CONSTRUCTION CODE AS OF FEBRUARY 16, 1956

CITIES (21)

Municipality	*County*
Amsterdam	Montgomery
Beacon	Dutchess
Binghamton	Broome
Cohoes	Albany
Cortland	Cortland
Geneva	Ontario
Glen Cove	Nassau
Gloversville	Fulton
Hudson	Columbia
Jamestown	Chautauqua
Kingston	Ulster
Lockport	Niagara
Middletown	Orange
North Tonawanda	Niagara
Ogdensburg	St. Lawrence
Olean	Cattaraugus
Oneida	Madison
Oneonta	Otsego
Peekskill	Westchester
Plattsburgh	Clinton
Watervliet	Albany

TOWNS (65)

Alden	Erie
Aurora	Erie
Bedford	Westchester
Berne	Albany
Blooming Grove	Orange
Brookhaven	Suffolk
Carmel	Putnam
Cicero	Onondaga
Clarkstown	Rockland
Clay	Onondaga
Clayton	Jefferson
Colonie	Albany
Colton	St. Lawrence
Cortlandt	Westchester
Deerfield	Oneida
Deposit	Delaware
DeWitt	Onondaga
East Greenbush	Rensselaer
East Hampton	Suffolk
Easton	Washington
Eden	Erie
Elma	Erie
Evans	Erie
Fishkill	Dutchess
Geddes	Onondaga
Goshen	Orange
Grand Island	Erie
Greenburgh	Westchester
Harrietstown	Franklin
Haverstraw	Rockland
Henrietta	Monroe
Hopkinton	St. Lawrence
Irondequoit	Monroe
Islip	Suffolk
Lancaster	Erie
Madrid	St. Lawrence
Marcy	Oneida
Marilla	Erie
Monroe	Orange
Mount Pleasant	Westchester
New Castle	Westchester
New Paltz	Ulster
Niskayuna	Schenectady
North Greenbush	Rensselaer

(Continued on Page 39.)



MAINTAIN CUSTOMER SATISFACTION BY SPECIFYING MASONRY UNITS OF ONONDAGA "HAYDITE" TO INSURE PERMANENT BEAUTY

MASONRY UNITS OF ONONDAGA BRICK CORPORATION "HAYDITE" ARE NOW AVAILABLE

On your next construction job you can use a new "Haydite" that does these things for you:

1. Gives you uniformity of texture you never thought possible.
2. Has less volume change than other lightweight masonry units.
3. Is manufactured to produce Grade A structural units, according to ASTM Designation C90-44.
4. Has no adverse reactions causing staining or popping.
5. Produces uniform light colored block.

These are but a few of the advantages of this new "Haydite," a type of material that has a long record of successful use. Get all the advantages of masonry units made of expanded shale "Haydite" on your next job.

SPECIFY ONONDAGA BRICK CORPORATION "HAYDITE"

Ask your telephone operator to call Camillus, N. Y. Orange 2-7321 collect, for the name of the manufacturer near you who has "Haydite."

ONONDAGA BRICK CORPORATION

WARNERS, NEW YORK

WATER WILL FREEZE

By Malcolm B. Moyer

During the past sixty days, people have discovered that hot water heating plants are vulnerable to freezing.

Early in December a young couple who were occupying a high priced apartment in Syracuse retired under their electric blankets after opening the window wide. The outdoor temperature was ten below zero that night. About four in the morning, they were awakened by a flood of steamy water coming out from their convector which saturated their rugs and created considerable havoc.

The writer was called in as a witness in the subsequent lawsuit and was shown a characteristic split in the convector pipe which was clearly due to ice.

Year after year such things happened without much publicity. A few days after the incident mentioned above, there was a freezeup in a unit ventilator in a school in the north country which resulted in a damaged gymnasium floor whose replacement will amount to about $7,000. This has been explained by blaming the temperature control installation.

Since the freezeup occurred in a unit ventilator of a certain make, competitors are reported to have claimed that their units could not possibly freeze under the same conditions. However a check up covering a broad scope of the country indicates that there have been freezeups in practically every type of unit ventilator and in most types of convectors and radiators. It can happen.

It would seem that those who are strongly advocating the wholesale use of hot water systems should face up to the fact that water will freeze and join in the recommendation that all hot water systems which are destined to be exposed to outside air in sub-zero temperatures be protected by permanent anti-freeze. This writer has for the past ten years recommended and used Ethylene Glycol with rust inhibitors and believes that this procedure should be followed when the heating medium is forced hot water, exposed directly to outside air, or in places where an electric failure may deprive the building of heat.

Water will freeze.

THE SEVEN MERCURY-VAPOR BULBS OF ARCHITECTURE

1.

When starting a design, think first – it's Century Two-O!
Which thought will bring you joy (or else distress).
But if you want your efforts to make any kind of show,
The ERA is the thing you must express.
Forget our times cannot be judged for many, many days;
We still can give expression to the things we can't appraise.

2.

Now tho' the Muse has reached a point at which she wants to sleep,
And it looks as tho' our era's art is thin,
You can easily pretend her slumber isn't very deep
And drown her snores with arty verbal din.
With all our time's advantages, oh, let it not be said
That we have only sciences – but call them ARTS instead.

3.

Some self-forgetting architects of long ago designed
Exuberant works on which we used to poach.
But bits of symmetry and form show they were disinclined
To the proper analytical approach.
But now we work subjectively. Each motive we dissect;
And conscious self shines brightly forth from all that we erect.

4.

Should any architect today in facing work he's done
Feel, secretly, it says less than it should,
He has a new resource by which acceptance may be won –
Words now conceal the faults of stone and wood.
An amateur psychologist discussing female dress
Supplies the words to talk a building into a success.

5.

Creating new designs has entered on its modern phase.
It works within the democratic frame.
Through compromise it leaves no individual to praise
Nor any single one to take the blame.
Forsake the aspirations of your egoistic dream
To realize the average in one big working team.

6.

Tho' you may sneak into a store and buy a decoration
To pin upon the dress of one you love,
Be sure you do not let this atavistic inclination
Appear in buildings you're designer of.
For thus you will escape reproach for useless lily-gilding
And if you don't make architecture – still it will be building.

7.

'Twas once to noble patrons that the artist looked for bread
And flattery would fetch some butter, too.
Now flattery by imitating industry instead
Brings architects a lot of work to do.
For architecture now is business – and what makes it funny,
The less you have to do with art – the more you're in the money.

– Bernard Heatherley

GEORGE YOUNG, JR.

Architect, humanitarian and teacher.

True friend and confidant of the young aspirant.

A constant inspiration to all of his students towards clear thinking and proper perspective.

One who could, and did, raise many a mediocre student to heights beyond his normal ken.

Or could, and did, straighten out the rare and exceptional one to fly right.

A member of long standing of this Central New York Chapter, and Fellow of the American Institute of Architects.

One time Dean of the College of Architecture of Cornell University.

Past President of the Association of Collegiate Schools of Architecture.

Captain, U. S. Army, World War I.

Cornell – Bachelor of Architecture, 1900. Phi Gamma Delta, Tau Beta Pi, Phi Kappa Phi.

A man of many parts – a rare jewel of many facets, but above all a great teacher.

Born August 24, 1878. Died January 14, 1956.

He will be missed, but never forgotten for his great spirit will go forward in the hearts and works of those who are better architects and people for his having been.

HAROLD REEVE SLEEPER

Hildegarde Halstead Bathurst of Washington, D. C., was married in Washington at the Walter Reed Memorial Chapel January 28th to Harold Reeve Sleeper of New York City.

Mrs. Sleeper is the daughter of the late Mr. & Mrs. Clarence Halstead and the granddaughter of the late Murat Halstead, journalist of Cincinnati. She attended the Finch School of New York and graduated from Miss Porter's School of Farmington, Connecticut.

She was the originator and director of the wartime Missing Persons Service, the "Locators" for the Army, the "Searchlight" for the Navy and the Air Force "Spotters."

Mr. Sleeper is the son of the late Mr. & Mrs. Charles Henry Sleeper of Manila, P. I.

He is a Fellow of the American Institute of Architects and is practicing architecture in New York City. He graduated from Phillips Exeter Academy and Cornell University and is Adjunct Professor at Columbia University.

He is also the author of numerous architectural books, and a contributor to architectural magazines.

Following their marriage the couple will reside in New York City.

THE A.I.A. CONVENTION

"Architecture for the Good Life" will be the theme of the 88th annual convention of The American Institute of Architects, it has been announced by A.I.A. President George Bain Cummings. The convention will meet in Los Angeles, California, May 15-18, 1956, with headquarters at the Biltmore Hotel.

It is particularly appropriate that a convention with this theme should be held in Southern California where nature encourages the architect in providing the physical background for achieving enjoyable living. In the design of school or church, hospital or home, meeting man's needs for enjoyment of life is influencing architectural thought. The new materials and techniques, that are now available, provide for a flexibility and range of design.

Seminars and talks relating to the overall theme will explore such subjects as community planning, safety, new materials and techniques, and aesthetics. In addition, a number of A.I.A. national committees are scheduling roundtables on school buildings, hospitals, preservation of historic buildings, architectural education, office practice and specifications.

The keynote address will be given at the opening session on May 15 by John E. Burchard, Dean of the School of Humanities and Social Studies at Massachusetts Institute of Technology. There also will be scheduled talks throughout the convention period by top government officials, leading architects and experts in related fields.

The Gold Medal, highest honor given by the Institute for distinguished service to the profession, will be awarded at the annual banquet on Thursday, May 17. The banquet also is the occasion when the ceremony of induction of new Fellows of the Institute takes place. Additional awards, to be given at an awards luncheon, include the Fine Arts Medal, the Craftsmanship Medal and the Edward C. Kemper Award.

Other regular convention features are the Annual Exhibition of Outstanding American Architecture and the display of new building products and equipment.

The Southern California Chapter of the Institute will be the convention host and chairman Charles O. Matcham of Los Angeles and members of his host committee are arranging a number of special events including architectural and sightseeing tours, exhibitions, and a variety of entertainment. The host chapter's "seminar tours" will provide opportunities for visiting architects and guests to judge the degree of success with which the local practitioners are solving the problems of good living.

During the days prior to the opening of the convention, there will be meetings of the Association of Collegiate Schools of Architecture, the National Council of Architectural Registration Boards, the Producers' Council, the National Architectural Accrediting Board and the A.I.A. Board of Directors.

Post-convention trips to Hawaii and to Japan are being planned by the U. S. Travel Agency. In addition, the travel agency will run a special convention train to and from Los Angeles originating in Chicago. Included in the itinerary of the convention special is a stopover at Grand Canyon, a three-day motor trip of the Historic Coast Mission Trails, with stopovers at Del Monte and Carmel, the giant redwoods, and San Francisco.

It is estimated that more than 2,000 architects and guests will attend. A.I.A. programmed events will be held at the Biltmore Hotel and Theatre except the President's Reception on May 15, which will be given at the Ambassador Hotel.

HUDSON RIVER BRICK

for every

"DESIGN DEMAND"





Photos: S. H. Gottscho

Whether designing in contemporary or conventional architecture, no building product will do more to enhance the beauty of your building than Hudson River Brick.

BRICK MANUFACTURERS ASSOCIATION OF NEW YORK, INC.
1949 GRAND CENTRAL TERMINAL
NEW YORK 17, N. Y.

good a house as can be made of the same materials. There is not a crack in the walls that you can stick a pin in as yet. The stone, I do not consider any expense as it frees the land of them. There is no painting to be done to it, as is required of brick or wood, it makes the strongest of walls, and I think the neatest and cheapest building that can be made. You may calculate the expense of the building at so much a perch, according to the size you wish to build. I did not keep an exact account of my building, as the stone, sand, and lime were bought at leisure spells."

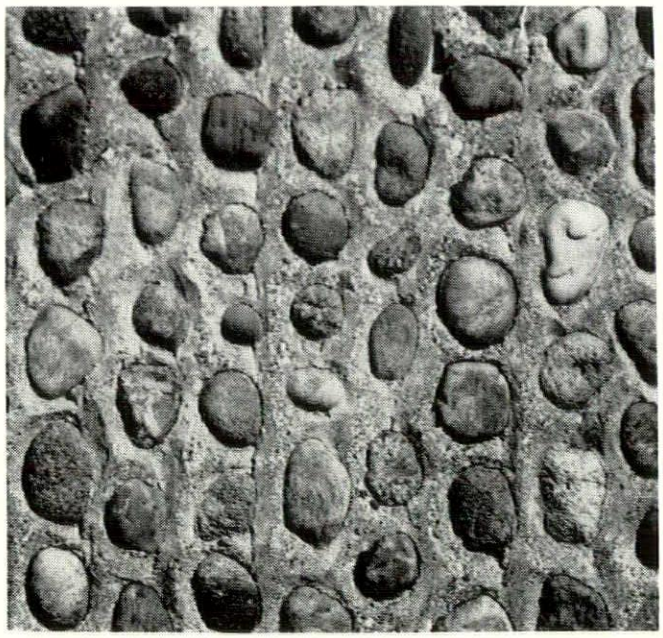

Not all the cobblestone masons emphasized the horizontal joints. In this example the mason laid the cobblestones in horizontal rows but formed a concave depression around each stone.

P. P. Bonsteel
Victor-Ontario County
March, 1842

It is regrettable that so few of the names of the masons who built the cobblestone houses have been recovered but a list follows and it is hoped that many more names can be added to it:

Isaac Chase built his own house on the Manitou Road in the town of Greece in the early 1850s.

Henry Clark of Webster was the mason for the Pardee House, built in 1847 on Pardee Road, Irondequoit.

Another man whose name was Clark built the Gurnee House on Ontario Center Road. He also built several others in the vicinity.

Mr. Cotrell was the builder of the Zimri Waters House in Pultneyville in 1850.

Orange Dean built the house south of Caledonia.

William Emmons built the Green House on Betridge Road.

Gurnsey Warner built the Abel Barnum House.

Robert Johnson built the Chapman house near Palmyra.

Otis Legg of Honeoye Falls built the Sheffer House on Sheffer Road, Chili.

Lorenzo Judd built the houses between Phelps and Oaks Corners.

Enoch Macomber built his own house on Ridge Road west of Clarkson in 1841, as well as several others in the neighborhood.

J. Putman was the builder of the "First Christian Church" in the town of Greece in 1844.

A man named Potter built the main part of the John Riker House on Knickerbacker Road.

Samuel Kelly built the house on Hulburton Road one-half mile west of Murray.

Trimble built the addition on the John Riker House in 1868.

A man named Swales built his own house on Lake Road east of Pultneyville. He also built a house for his daughter known as the Ellsworth House, as well as the Preston House near the dam at Sodus Point.

Richard Stokes built the Middleton House on Lake Road in 1844. He also built several other cobblestone houses in the town of Webster.

A Mr. Seely also built several houses around Sodus.

Trumbell was the mason for the Eggleston House on the Palmyra-Marion Road, as well as several others nearby.







but who will hook it up?

Is it the job of the plumber or the electrician or does the responsibility rest with the heating or ventilating trades? The number of electrical and mechanical "gadgets" which make up the services of a modern building have grown into such a maze that it is almost impossible to tell who does what.

Only an orderly and intelligently written specification can settle this problem. Unfortunately, most traditional specifications are haphazardly written. Items are thrown together without rhyme or reason or they are copied from existing specifications for similar projects, repeating the errors and omissions that they may contain and including items that may not apply.

To help specification writers avoid these mistakes and make the writing easy and more exact, Reinhold has published a second volume in the Streamlined Specification Standards series. The new volume is:

STREAMLINED SPECIFICATION STANDARDS, Vol. II, Mechanical and Electrical by Louis Axelbank, M.E., P.E. and Ben John Small, A.I.A. $10.00

The specification writer will find the use of this book tantamount to having a consultant sitting at his arm giving him advice. Besides being a complete guide to specification writing, it is helpful because of the hundreds of parenthetical notes that call attention to pitfalls and the need for verification and coordination in specific instances and that refer to sources for additional information where needed.

The specifications themselves are designed to suit the mechanical and electrical needs of any size or type building except small homes. The text is broken down into sections, divisions, sub-divisions and short paragraphs which are so arranged and numbered that all a specifier has to do to make these ready-to-use, prewritten specification forms suitable for his needs is to eliminate unwanted parts or substitute special provisions without disturbing the sequence of the remaining material, except for an occasional change in numbering.

All the specifications are streamlined. This means that the specifications are stripped of all excess verbiage and written in language that is concise, clear, comprehensive and easily understood.

Since this book is the first comprehensive guide to organized specification writing for mechanical and electrical services of buildings, it should be a boon to architects, engineers, specification writers, draftsmen and contractors.

Group of N.Y.S.A.A. members at Testimonial Dinner for Hon. Oswald D. Heck, Speaker of Assembly of New York State Legislature on his 20th Anniversary as Speaker. From L. to R.: Frederick Voss, Harry Yarish, Martyn Weston, Adolph Goldberg, Sam Hertz, Donald Faragher, M. W. Del Gaudio, Simeon Heller, and Harry Prince.

N.Y.S.A.A. COMMITTEES FOR 1956 (Continued)

EXECUTIVE SECRETARY COMMITTEE — 1955-56

Rochester Society Chairman: Donald Q. Faragher, 900 Powers Building, Rochester 14, New York
Rochester Society: C. Storrs Barrows, 10 Reynolds Arcade Building, Rochester, New York
Rochester Society: John W. Briggs, 311 Alexander Street, Rochester, New York
New York Chapter: Matthew W. Del Gaudio, 545 Fifth Avenue, New York, New York
Syracuse Society: Charles R. Ellis, 433 South Salina Street, Syracuse, New York
Buffalo-Western New York Chapter: James W. Kideney, 433 Jackson Building, Buffalo 2, New York
Brooklyn Chapter: Henry V. Murphy, 1 Hansen Place, Brooklyn 17, New York
New York Chapter: Harry M. Prince, 101 Park Avenue, New York, New York
Brooklyn Society: Martyn N. Weston, 44 Court Street, Brooklyn 1, New York
Brooklyn Chapter: Adolph Goldberg, 164 Montague Street, Brooklyn 1, New York

COMMITTEE ON FEES AND CONTRACTS — 1955-56

Buffalo-Western New York Chapter Chairman: Roswell E. Pfohl, 187 Niagara Street, Buffalo 1, New York
Central New York Chapter: Conway L. Todd, 1640 Scribner Road, Penfield, New York
Bronx Chapter: Robert Kaplan, 342 Madison Avenue, New York 17, New York
Rochester Society: Francis Allen Macomber, 900 Powers Building, Rochester, New York
Eastern New York Chapter: Elton J. Morrow, 733 Washington Avenue, Albany 6, New York
New York Chapter: Harry M. Prince, 101 Park Avenue, New York, New York
Buffalo-Western New York Chapter: G. Morton Wolfe, 1377 Main Street, Buffalo, New York

COMMITTEE ON PUBLICATIONS — 1955-56

Syracuse Society Chairman: Charles R. Ellis, 433 South Salina Street, Syracuse 2, New York
Westchester Chapter Vice-Chairman: Frederick H. Voss, Bradley Lane, Dobbs Ferry, New York
Eastern New York Chapter Vice-Chairman: August Lux, 143 Washington Avenue, Albany, New York
Buffalo-Western New York Chapter Editor: Warren N. Wittek, 819 Forest Avenue, Buffalo, New York
Central New York Chapter: Carl W. Clark, 625 James Street, Syracuse, New York
Eastern New York Chapter: Harry E. Rodman, Department of Architecture, Rensselaer Polytechnic Institute, Troy, New York
Rochester Society: John W. Briggs, 311 Alexander Street, Rochester 4, New York
Staten Island Chapter: Albert Melniker, 42 Richmond Terrace, Staten Island 1, New York
Brooklyn Chapter: Herbert Epstein, 114-66 Francis Lewis Boulevard, St. Albans, New York
New York Chapter: Geoffry N. Lawford, 55 East 93rd Street, New York 28, New York

CONTRIBUTING EDITORS

Harley J. McKee, College of Fine Arts, School of Architecture, Syracuse University, Syracuse 10, New York
Carl F. Schmidt, 10 Rochester Street, Scotsville, New York
James W. Kideney, 433 Jackson Building, Buffalo 2, New York
Malcolm B. Moyer, (Engineer) Syracuse, New York
Thomas H. McKaig, 881 Main Street, Buffalo, New York
Harold R. Sleeper, 25 West 44th Street, New York 18, New York
Arthur C. Holden, 215 East 37th Street, New York 16, New York
Warren L. Henderson (Constituents): 329 High Bridge Street, Fayetteville, New York
Daniel Schwartzman (Editorials): 8 East 36th Street, New York 16, New York
George B. Cummings (National Affairs): 99 Collier Street, Binghamton, New York
C. Storrs Barrows (State Activities): 10 Reynolds Arcade Building, Rochester, New York
Matthew W. Del Gaudio (Legislation): 545 Fifth Avenue, New York, New York
Howard P. Bell (Design): 3491 Delaware Avenue, Buffalo 17, New York

AN IMPORTANT MESSAGE FROM THE SECRETARY OF THE TREASURY

A THREE-WAY PARTNERSHIP THAT BENEFITS EVERYBODY

How the public, the magazine publishers and the U. S. Government cooperate to help keep the nation's economy growing always stronger

AS a reader of this magazine, the chances are that you belong to a "three-way partnership" dedicated to intelligent saving and a sound economy. For you probably buy United States Savings Bonds. Nearly 40 per cent of the families in America own them. Most Bond-owning families have saved enough in this way to pay for a serious illness, to provide something for old age, to make a down payment on a house or take a long trip. And perhaps most important, these families have the wonderful feeling of security that the ownership and holding of these Bonds bring.



Americans today are buying Savings Bonds at an annual rate of more than $5,000,000,000. In the time it takes you to read this page, approximately one minute, America will buy $10,000 worth of Series E and H Bonds!

How, you may ask, did this come about?

It came about through a great program of voluntary cooperation with the Treasury Department on the part of many groups, organizations and citizens. The magazine publishers have from the beginning been among the major supporters of the Bond program. They contribute millions of dollars' worth of advertising space each year.

Full credit for making Bond-buying a national habit is due that "three-way partnership"—the American citizen, the Government, and the volunteer groups, such as the magazine publishers, who bring buyer and seller together through the pages of their publications.

All three partners will profit further by continuing to help increase the nation's saving through the sale of Savings Bonds.

For so effectively promoting the national welfare I wish, on behalf of the Government, to extend to the magazine publishers our most sincere thanks.

G. M. Humphrey

Secretary of the Treasury

BUILDING CODE *(Continued)*

Municipality	*County*
Onondaga	Onondaga
Orangetown	Rockland
Ossining	Westchester
Penfield	Monroe
Pomfret	Chautauqua
Poughkeepsie	Dutchess
Pound Ridge	Westchester
Putnam Valley	Putnam
Ramapo	Rockland
Rotterdam	Schenectady
Rush	Monroe
Salina	Onondaga
Somers	Westchester
Southeast	Putnam
Stony Point	Rockland
Sullivan	Madison
Tompkins	Delaware
Tully	Onondaga
Vernon	Oneida
Webster	Monroe
Yorktown	Westchester

VILLAGES (95)

Albion	Orleans
Allegany	Cattaraugus
Ardsley	Westchester
Asharoken	Suffolk
Avon	Livingston
Babylon	Suffolk
Baldwinsville	Onondaga
Baxter Estates	Nassau
Belle Terre	Suffolk
Bellport	Suffolk
Brightwaters	Suffolk
Brockport	Monroe
Buchanan	Westchester
Canastota	Madison
Cazenovia	Madison
Chittenango	Madison
Cooperstown	Otsego
Croton-on-Hudson	Westchester
Deposit	Broome & Delaware
DeRuyter	Madison
Dobbs Ferry	Westchester
Dryden	Tompkins
East Aurora	Erie
East Bloomfield	Ontario
East Rochester	Monroe
East Syracuse	Onondaga
Elmira Heights	Chemung
Fairport	Monroe
Fayetteville	Onondaga
Fultonville	Montgomery
Goshen	Orange
Greenport	Suffolk
Greenwich	Washington
Greenwood Lake	Orange
Groton	Tompkins
Hamburg	Erie
Hastings-on-Hudson	Westchester
Holley	Orleans
Irvington	Westchester
Island Park	Nassau
Jeffersonville	Sullivan
Johnson City	Broome
Lakewood	Chautauqua
Liverpool	Onondaga
Mamaroneck	Westchester
Manlius	Onondaga
Massena	St. Lawrence
Mayville	Chautauqua
Monroe	Orange
Monticello	Sullivan
Mount Kisco	Westchester
New Hartford	Oneida
New Paltz	Ulster
Newark Valley	Tioga
North Syracuse	Onondaga
Norwood	St. Lawrence
Nyack	Rockland
Oriskany	Oneida
Otego	Otsego
Otisville	Orange
Painted Post	Steuben
Patchogue	Suffolk
Plandome Heights	Nassau
Port Byron	Cayuga
Port Washington North	Nassau
Rhinebeck	Dutchess
Roslyn	Nassau
Roslyn Harbor	Nassau
Saltaire	Suffolk
Sands Point	Nassau
Saranac Lake	Essex & Franklin
Shoreham	Suffolk
Shortsville	Ontario
Sidney	Delaware
Sinclairville	Chautauqua
Sloan	Erie
Solvay	Onondaga
South Nyack	Rockland
Southampton	Suffolk
Spencerport	Monroe
Suffern	Rockland
Tannersville	Greene
Tarrytown	Westchester
Tuckahoe	Westchester
Tully	Onondaga
Tupper Lake	Franklin
Upper Nyack	Rockland
Vernon	Oneida
Village of the Branch	Suffolk
Waddington	St. Lawrence
Walden	Orange
Warwick	Orange
Webster	Monroe
Weedsport	Cayuga
Youngstown	Niagara
Total: February 16, 1956	181

HOME COMPETITION *(Continued)*

Prizes are offered to a total of $3,250.00 for the design of a small concrete masonry home, these prizes to be awarded as follows:

First Prize	$1,000.
Second Prize	750.
Third Prize	500.

and ten (10) awards for Honorable Mention of $100. each.

Application for entry blanks and copies of the rules and regulations governing the contest may be obtained from

Mr. John N. Highland, Jr., A.I.A.
Highland & Highland, Architects
Professional Advisor
Concrete Masonry Home Competition
522 Franklin Street
Buffalo 2, New York



FOLDOORS as room divider in American Red Cross Chapter House, Indianapolis. Architect: D. A. Bohlen & Son

Foldoor's *neater installation* makes the difference!

When you specify a folding door, you naturally want the one that complements your design. For example: a door which *always* permits a neat, unbroken ceiling line — whether the track is surface-mounted or recessed. You get just that when you specify FOLDOOR. For FOLDOOR is the only folding door which allows track to be *truly concealed under all conditions.* The acoustical ceiling above proves the point. So do thousands of other installations in all types of buildings — even those with glide switches! FOLDOOR's advanced design permits all unsightly mechanism to be hidden away — all of the time. Get the full facts from your FOLDOOR Distributor, listed under "Doors" in the yellow pages.

ONLY FOLDOOR IS DIFFERENT AND BETTER THESE SIX WAYS

1. Easier operating **2.** Neater installation **3.** Better appearance **4.** Greater space-saving **5.** Structural durability **6.** Long life in actual service.

NEW YORK STATE DISTRIBUTORS:

ALBANY	**Doyle Home Specialties Co.** 182 No. Pearl St.
BROADALBIN	**Carpenter & Sunderland**
BINGHAMTON	**Robert J. Green Co.** 66 Wall St.
BUFFALO	**Hoddick & Taylor Inc.** 71 W. Eagle St.
ELMIRA	**Harris, McHenry & Baker Co.** 321 Pennsylvania Ave.
NEWBURGH	**Musco Aluminum Products, Inc.**
NEW YORK CITY	**Foldoor Company, Inc.** 256 East 49 St.
PLATTSBURGH	**A. Mason & Sons, Inc.**
ROCHESTER	**The Maurer Company** 31 Richmond St.
STATEN ISLAND	**Staten Island Woodworking Co.** 1282 Richmond Rd.
UTICA	**E. J. Macner Sales Co.** 1027 Bacon St.
WATERTOWN	**AFSCO Specialties, Inc.** P. O. Box 273

HOLCOMB & HOKE
FOLDOOR ®
WITH THE CORNICE ON TOP

Meet An Emergency, Build for Permanency with CONCRETE MASONRY UNITS

A construction problem of the New York Telephone Company was solved with Concrete Masonry Units on a project in East Aurora, N. Y.

A structure for a certain part of the operation was needed immediately, but it was preferred that it should not be temporary construction.

So, a building was planned (as shown) that would meet the emergency, and also that could later be incorporated into the larger structure.

By using Concrete Masonry Units, the structure was planned to meet a definite need and is of such design that it will be incorporated into the new drawings later.

Concrete Masonry Units have many advantages. They are PERMANENT . . . FIRESAFE . . . have LOW MAINTENANCE . . . feature built-in ACOUSTICS and INSULATION.

New York Telephone Company Building, East Aurora, N. Y. James Kideney & Associates, Buffalo, Architect. Hydro Construction Company, Buffalo, Contractor. Concrete Masonry Units furnished by Frontier Dolomite Concrete Products Corp., Lockport.

MEMBERS, NEW YORK STATE CONCRETE MASONRY ASSOCIATION:

ALBANY, N. Y.
Ramloc Stone Co., Inc.
ALFRED, N. Y.
Southern Tier Concrete Products Co.
AUBURN, N. Y.
Auburn Cement Products Co., Inc.
BALDWIN, N. Y.
Nassau Concrete Products Co. Inc.
BEDFORD HILLS, N. Y.
Bedford Hills Concrete Products Corp.
BINGHAMTON, N. Y.
Bowen Building & Supply Co.
Dinaburg Block Co., Inc.
BROOKLYN, N. Y.
Nailable Cinder Block Corp.
Picone Bros. Builders Supplies, Inc.

BRONX, N. Y.
Building Products Corp.
BUFFALO, N. Y.
Anchor Concrete Products, Inc.
COOKSVILLE, ONT.
Argo Block Co., Ltd.
ELMIRA, N. Y.
Elmira Building Units, Inc.
Latta Brook Corp.
FALCONER, N. Y.
Marietta Concrete Corp.
GLENS FALLS, N. Y.
Dempsey's Concrete Products
HAMILTON, N. Y.
Cossitt Concrete Products, Inc.

INWOOD, L. I., N. Y.
A. Pollera & Sons
JAMESTOWN, N. Y.
Hildom Cinder Block Co.
LOCKPORT, N. Y.
Frontier Dolomite Concrete Products Corp.
PATCHOGUE, L. I., N. Y.
Allco Concrete Products Co.
PHELPS, N. Y.
Phelps Cement Products, Inc.
ROCHESTER, N. Y.
Comac Builders Supply Corp.
Domine Builders Supply Co., Inc.
Rappl & Hoenig Co., Inc.
Schaefer Bros. Builders Supply Co., Inc.

ROME, N. Y.
Cataldo Brothers & Sons, Inc.
SCHENECTADY, N. Y.
Dagostino Building Blocks
SMITHTOWN, N. Y.
Smithtown Concrete Products Corp.
SYRACUSE, N. Y.
Barnes & Cone, Inc.
Paragon Supply Co., Inc.
Tony Nuzzo & Sons, Inc.
Andrew Susco & Son
THOROLD, ONT.
Thorold Concrete Block Co., Ltd.
TROY, N. Y.
Standard Block Co., Inc.
WATERTOWN, N. Y.
Taylor Concrete Products, Inc.

HEADQUARTERS OFFICE, 1 NIAGARA SQUARE, BUFFALO 2, N. Y.

A DISTINGUISHED NEW FLOORING

Designed for Luxury... Destined for Fame



new MATICO vinyl tile

Before you select flooring for your next project, be *sure* to acquaint yourself with MATICO's remarkable new *homogeneous* Vinyl Tile. For here, indeed, is a new achievement in luxury, beauty and distinction in flooring—for virtually every type of installation.

Best of all, this beauty is life-long, because of the outstanding serviceability that MATICO all-Vinyl Tile offers. No floor cleans more easily or requires less maintenance. It resists grease, grime and most household chemicals.

MATICO Vinyl Tile is a safe and trouble-free flooring always. And because it is a truly *homogeneous* vinyl, its natural lustre gleams uniformly over the entire floor surface.

See for yourself what a major flooring accomplishment MATICO all-Vinyl Tile really is. Mail coupon today for full information on MATICO Vinyl Tile.

MASTIC TILE CORPORATION OF AMERICA HOUSTON, TEX. • JOLIET, ILL. • LONG BEACH, CALIF. • NEWBURGH, N. Y.

QUALITY CONTROLLED MATICO PRODUCTS

Asphalt Tile
Confetti
Aristoflex
Maticork
Parquetry
Rubber Tile
Vinyl Tile
Cork Tile
Plastic Wall Tile

6A 351

MASTIC TILE CORPORATION OF AMERICA
Dept.19-3, P. O. Box 986, Newburgh, New York

Please send me full information and free samples of MATICO Vinyl Tile.

NAME.....

ADDRESS.....

CITY..... ZONE..... STATE.....