# EMPIRE STATE ARCHITECT

JULY - AUGUST
1953
VOLUME XIII - NUMBER IV

# WINDOWS

## *by* GENERAL BRONZE



CAPITOL ANNEX BUILDING
Frankfort, Kentucky
*Architects:* Meriwether-Marye & Associates
*Contractor:* Struck Construction Co.

● Windows vary in type, in style and in size, according to the design and fenestration requirements of a building . . . but architects know that when windows are "by GENERAL BRONZE," they can depend on the high quality standards that have made the name GENERAL BRONZE a byword in the window industry for many years.

Whether the new building you plan is a school, a hospital, an apartment, a modern commercial building, or a stately monumental building like the one shown here, General Bronze offers you a wealth of practical experience in solving your problems as they pertain to windows, spandrels, curtain walls and architectural metalwork.

With a background of more than 40 years' experience, working with hundreds of leading architectural firms, we have learned what features architects want in windows —what kind of help they appreciate most in working out exterior curtain wall design problems—what makes their job run easier and smoother.

Because of our unequalled facilities and our vast experience, we are well qualified to serve you, especially when your requirements are complex or unusual. We will be glad to discuss your problems with you at any time. Our Catalogs are filed in Sweet's.

GENERAL BRONZE CORPORATION

**GENERAL BRONZE CORPORATION • GARDEN CITY, N.**

**PERMATITE DIVISION**—Custom-built Windows, Architectural Metal Work and Revolving Doors. **ALWINTITE DIVISION**—Residential Aluminum Win
**BRACH MFG. CO. DIVISION**—Multel, T. V., Radio and Electronic Equipment **STEEL WELDMENTS, INC. DIVISION**—Custom fabrication in steel and

# no waiting on weather



## plan and build with MARIETTA PRECAST CONCRETE WALL PANELS

**MARIETTA** wall panels end bad-weather delays that halt conventional construction. These precast slabs let you build in every kind of weather, get your plant closed-in and in production as planned.

**MARIETTA** panels are cast to your specifications, trucked to your building site ready to erect. Nine men using a mobile crane can erect 3,500 sq. ft. of prefinished wall in a working day. Panels bolt directly to building framework; eliminate costly cutting, fitting, finishing on job. They can be removed, replaced, re-used to meet expansion plans. They will speed building time, cut construction costs as much as 30%.

**MARIETTA** insulated panels consist of two layers of reinforced concrete separated by rigid insulation. They range in thickness from 5 to 8 ins., in length from 8 to 20 ft. A 5" panel will give greater insulation value than a 12" masonry wall. A broomed finish on the exterior gives a pleasing, decorative effect. Solid panels of lightweight aggregate construction are also available.

Plan now to erect your next building on schedule, at less cost, with Marietta precast concrete wall panels. Write for literature and complete details.

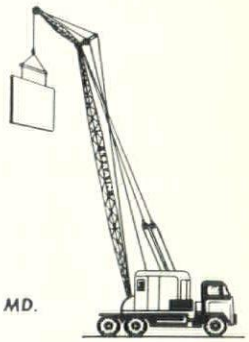

# the marietta concrete corp.

**MARIETTA, OHIO**

BRANCH OFFICES:
501 FIFTH AVENUE, NEW YORK 17, N. Y.
805 BESSEMER BLDG., PITTSBURGH 22, PA.

BRANCH PLANTS:
PULASKI HWY. AT RACE RD., BALTIMORE 21, MD.
HOLLYWOOD, FLORIDA




Apartment Building • 2 Fifth Avenue, New York City  Architects, Emery Roth & Sons

# . . . in MODERN APARTMENT HOUSE CONSTRUCTION

Emery Roth & Sons, like other forward-looking architects, are specifying Hanley DURAMIC Brick, a natural in modern apartment building construction.

Consider this magnificent modern apartment building which stands in the shadow of Washington Arch on New York's lower Fifth Avenue. Constructed with Hanley #525 DURAMIC Brick, it radiates that "prestige look." It is impervious to stain and discoloration and will retain its color and newness for decades.

Through size uniformity and controlled absorption, Hanley DURAMIC Brick promotes on-the-job construction efficiency and economy.

**HANLEY DURAMIC BRICK**
Available in the following controlled shades:

- 501 Pearl Grey
- 525 Pearl Grey — medium speck
- 623 Limestone — light speck
- 723 Pearl White — light speck
- 725 Pearl White — medium speck
- 729 Pearl White — heavy speck
- 824 Oyster Grey — medium speck

**HANLEY FACING TILE** — Available in a wide selection of color-engineered shades.

## HANLEY COMPANY

INCORPORATED

101 PARK AVENUE, NEW YORK 17, N. Y.

14545 Schaefer Highway, Detroit, Michigan



*A portion of the revolving book cases at the Midwest Inter-Library, at Chicago where more than 36,000 lineal feet of books and documents are housed to serve the research needs of fifteen institutions.*

*Architects for the building:* SHAW, METZ AND DOLIO.



*This illustration shows a part of the ELECTRO-PL Dry-Type electronic air filter installation which delivers 25,000 c.f.m. at the new Midwest Inter-Library Building in Chicago.*
*ELECTRO-PL is the only electronic air cleaner with the famous AAF "double protection" feature. If a power failure should occur in a building — the ELECTRO-PL will continue to function as one of the most efficient dry-type filters ever developed.*

**CLEAN AIR** preserves the perishable pages and covers of hundreds of thousands of books and technical and historical documents in the new

# MIDWEST INTER-LIBRARY CENTER

The designers of the new Inter-Library Center of Chicago specified the AAF ELECTRO-PL ELECTRONIC AIR FILTER to protect the more than 36,000 lineal feet of books, documents and periodicals deposited in the new Inter-Library building against dust discoloration and smoke damage caused by impurities in ordinary air.

This huge research library serves fifteen institutions and is a clearing house for material needed in almost every phase of scholastic research. The new center provides a speedy central source of information and technical data and eliminates duplication of source material among the participating institutions. To assure absolute protection for the valuable documents housed in the new library—*Clean Air* was a necessity.

AAF—manufacturers of the only *complete* line of air cleaning equipment in the world . . . was able to supply the ideal equipment for this building.

If you have an air cleaning problem, the experience of American Air Filter engineers can be of help to you. We welcome your inquiries and will supply you with complete information and Experience Reports without obligation. Please address your requests to American Air Filter Company, Inc., Louisville 8, Kentucky.

*Expect the Best from . . . . .*

AAF

American Air Filter
COMPANY, INC.

211 Central Avenue, Louisville 8, Kentucky • American Air Filter of Canada, Ltd., Montreal, P. Q.

# DOING MORE WITH flexicore

## $8,600,000 HOUSING PROJECT FEATURES UNUSUAL CONSTRUCTION

*Placing Flexicore floors and roofs.*

*Typical two-story four unit building at Forrestal Village, Great Lakes, Illinois.*

Forrestal Village, low-cost rental housing project built at Great Lakes Naval Training Station, Great Lakes, Ill., features unusual high-speed construction methods.

But its greatest current interest to architects lies in its basic shell design of concrete, with floors and roofs bearing on outside walls only. This design points the way to elimination of structural steel in many types of construction through the use of masonry bearing walls and **Flexicore** long-span precast concrete floor and roof units.

The second floor and roof of each dwelling unit was assembled from standard 8" x 16" Flexicore slabs, clear spanning 23'-6" from front to rear wall. Ten types of buildings result from this flexible and simple design idea.

Erection requires less than one-half day for each of the following operations on a typical 2-story, 4-unit building: a. first story walls; b. second story floor; c. second story walls; d. roof.

Reports from the job show that the Flexicore slabs were erected at a lower cost than any other floor system providing a satisfactory ceiling. In addition, Flexicore provides the permanence of concrete plus a saving on maintenance because of elimination of plaster. One million square feet of Flexicore slabs were used on the job.

Ceilings of the units are the exposed underside of Flexicore slabs which require only caulking and painting.

Warm air reaches the second floor through sheet metal ducts above the kitchen cabinets, then through selected hollow cores of the Flexicore floor, and expelled into the room along exterior walls through registers set in the floor.

Shaw, Metz and Dolio of Chicago were the architects; Corbetta Construction Company and Price Brothers Company the contractors.



*Interior partitions are non-bearing, permitting flexibility.*

**OTHER ANCHOR PRODUCTS**

Celocrete, Cinder and Concrete Blocks.
Strestcrete Precast Floor and Roof Slabs.
Precast Lintels and Sills.
Anchorseal Colorless Water Repellent (Silicone Base).

**DISTRIBUTORS FOR**

Dur-O-Wal steel reinforcing for masonry walls.
Medusa Portland Cement Paint, for concrete wall surfaces.
Medusa Floor Coating, for concrete floors.

# ANCHOR CONCRETE PRODUCTS INC.

**WABASH AVE., AT 2450 WILLIAM ST.**

**BUFFALO 6, N. Y.**

A·C·P

# Empire State Architect

**THE OFFICIAL PUBLICATION**
**NEW YORK STATE ASSOCIATION OF ARCHITECTS**

BOARD OF DIRECTORS

*OFFICERS*

| | | |
|---|---|---|
| President | Donald Q. Faragher<br>900 Powers Bldg., Rochester 4, N. Y. | Rochester Society |
| 1st Vice Pres. | Adolph Goldberg<br>164 Montague St., Brooklyn 2, N. Y. | New York Society |
| 2nd Vice Pres. | G. Morton Wolfe<br>1377 Main Street, Buffalo 8, N. Y. | Buffalo-W. N. Y. Chapter |
| 3rd Vice Pres. | Harry M. Prince<br>101 Park Avenue, New York 17, N. Y. | New York Chapter |
| Secretary | John W. Briggs<br>311 Alexander St., Rochester 7, N. Y. | Central N. Y. Chapter |
| Treasurer | Martyn N. Weston<br>44 Court Street, Brooklyn, N. Y. | Brooklyn Society |
| Treasurer Emeritus | Maxwell A. Cantor<br>443 East 50th St., Brooklyn, N. Y. | Brooklyn Society |

*PAST PRESIDENTS*

| | |
|---|---|
| James Wm. Kideney | Buffalo-W. N. Y. Chapter |
| Charles R. Ellis | Syracuse Society |
| Matthew W. Del Gaudio | New York Society |
| C. Storrs Barrows | Rochester Society |
| Henry V. Murphy | Brooklyn Chapter |

*DIRECTORS*

| | |
|---|---|
| Harry A. Yarish | Brooklyn Society |
| Louis C. Sigloch | Eastern N. Y. Chapter |
| Frederick H. Voss | Westchester Chapter |
| Conway L. Todd | Rochester Society |
| George J. Cavalieri | New York Society |
| S. Elmer Chambers | Syracuse Society |
| Ralph J. Marx | Bronx Chapter |
| Victor V. Martelli | Long Island Chapter |
| Roswell E. Pfohl | Buffalo-W. N. Y. Chapter |
| Carl W. Clark | Central N. Y. Chapter |
| Charles S. Ward | Queens Chapter |
| Vito Battista | Brooklyn Chapter |
| Michael S. Diamond | Staten Island Chapter |
| Daniel Schwartzman | New York Chapter |

PUBLICATION COMMITTEE

Charles Rockwell Ellis ..... *Chairman*
Warren Neal Wittek ..... *Editor*
232 Delaware Ave., Buffalo 2, N. Y.

A. Henry Detweiler  Carl W. Clark  Don Chas. Hershey

*Contributing Editors*

James W. Kideney  Thomas H. McKaig
Malcolm B. Moyer  Arthur C. Holden
George Dick Smith

*Associate Editors*

| | |
|---|---|
| *Cartoons* | Warren L. Henderson |
| *Constituents* | Cyril T. Tucker |
| *Contributions* | Henry V. Murphy |
| *Design* | George Clark |
| *Editorials* | Daniel Schwartzman |
| *Legislation* | Matthew W. Del Gaudio |
| *National Activities* | C. Storrs Barrows |
| *State Activities* | Richard Roth |

Address all communications regarding the State Association to the Secretary, John W. Briggs, 311 Alexander St., Rochester 7, New York, all editorial comments to Empire State Architect. c/o Charles Rockwell Ellis, Chairman, 433 S. Salina Street, Syracuse 2, N. Y., and inquiries regarding advertising to the Publisher.

*Publisher:*

Julian L. Kahle, 21 Clarendon Place, Buffalo 9, New York

July - August Issue — Vol. XIII, No. IV

"Entered as second-class matter March 6, 1943 at the Post Office at Buffalo, New York, under the act of March 3, 1879."

Subscription Price: $1.00 per year. Non-Members $2.50

Published 6 Times a Year


# RESERVATIONS
# THE 1953 CONVENTION
## NEW YORK STATE ASSOCIATION OF ARCHITECTS
## LAKE PLACID CLUB — OCTOBER 8 – 9 – 10



**Rates:** Rates are on American Plan, which includes meals: $16.-per day per person for twin-bedded double rooms, $18.-per day for single rooms: 15% is added to these rates to cover gratuities for bell service for check-in and check-out, including handling of hand baggage, chambermaid service and Dining Room service. Additional service is left to individual determination with respect to gratuities.

**Room Assignment:** Rooms will be assigned in order of receipt of application. Insofar as possible your preference will be observed. All room requests will be acknowledged by Lake Placid Club Reservation Manager.

Because of expected attendance at our meeting, it is anticipated that most of our members will be in the Clubhouse, but it may be necessary to use some of the nearby cottages for bedroom assignments, depending on the actual number attending. A limited number of living rooms (ensuite with bedrooms) are available in the Clubhouse at $15.-per day additional. If you wish a living room suite please specify.

**Fee & Registration:** A registration fee of $10.-per member and $5.-per guest is to be made. Your check for this fee, which goes to help cover the general costs of the Convention, MUST BE SENT WITH YOUR ROOM APPLICATION. Make checks payable to CHARLES R. ELLIS, Treas., and mail to Lake Placid Club, Essex County, New York, with application form about to be mailed you by Registration Chairman Simeon Heller.

Registration will open on Wednesday, October 7th at 2 P.M. and will close on Thursday, October 8th at 6 P.M. The registration desk will be kept open throughout the Convention for the sale of meal tickets to those who are not staying at Lake Placid Club. A registration fee of $10.-per member and $5-per guest will be charged, which will include a ticket to the President's reception. No fee is to be charged for Exhibitors who rent booths and who will be invited as our guests to the Reception.

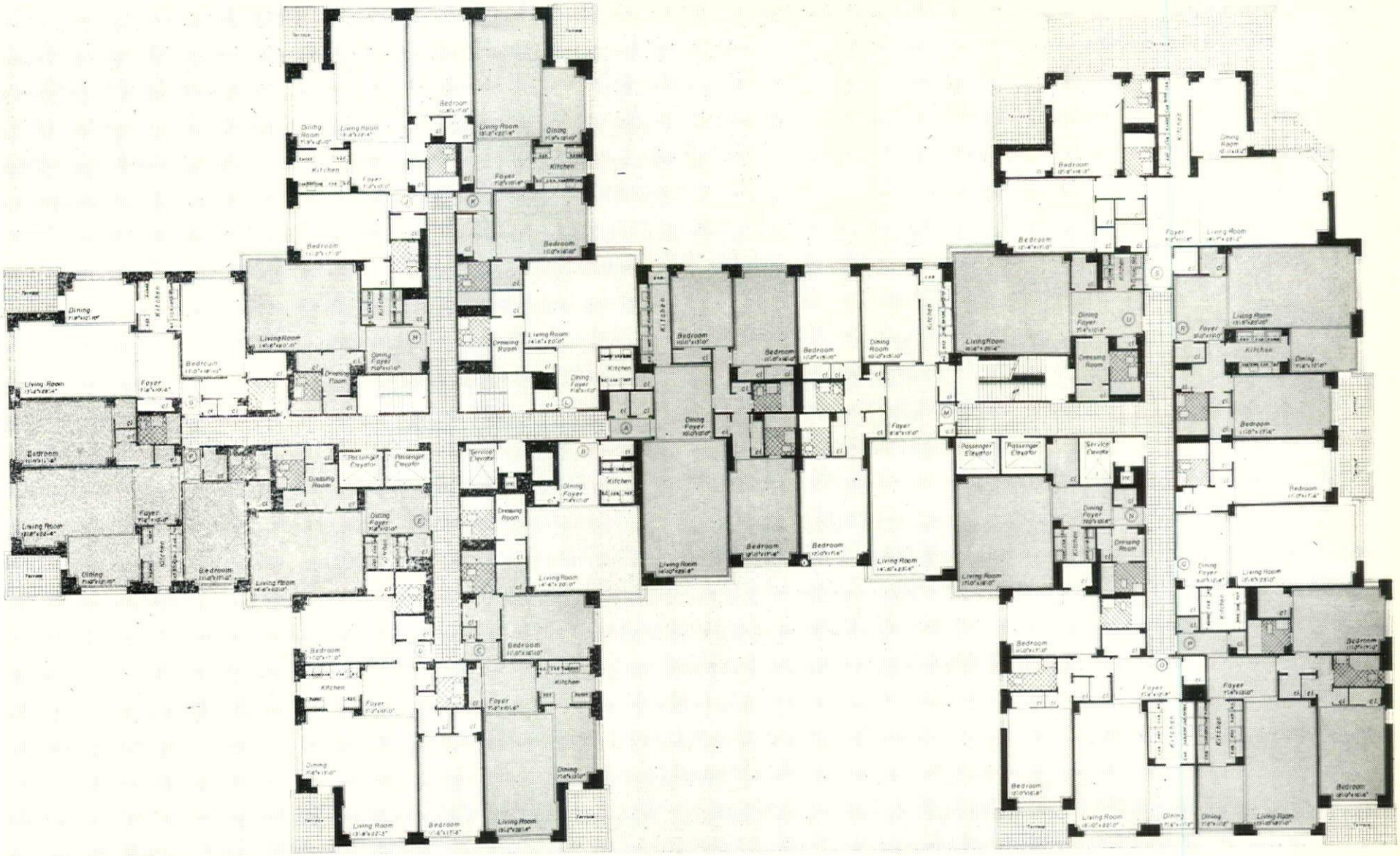


ON THE COVER
2 FIFTH AVENUE, NEW YORK
View from Washington Square looking Northwest

TYPICAL FLOOR PLAN – 2 FIFTH AVE.
Emory Roth & Sons, *Architects*

# No. 2 FIFTH AVENUE

By Richard Roth

View of Project from Eighth Street looking Southwest

Emory Roth & Sons
*Architects*

An article on the building illustrated here would normally start with a description of the site and the pertinent data of the developed project, such as the number of rooms, types of apartments, cubage, etc. But in this case the article requires, to a degree, an historical background of the area and a further discussion of the controversy which brought about the hybrid design of the present building.

The problem as originally presented to us by the client was, as far as he was concerned, economic, but we immediately realized that we had a particularly imposing and dominating location and therefore had to develop an outstandingly impressive building. The site is located at the foot of possibly the most famous street in the world – Fifth Avenue – and was of a size sufficient to be imposingly developed. That it bordered on Washington Square only made us feel more deeply that the building should complement the Square and set it off to better advantage than had been done heretofore on either the east or west side of this little park. Our natural impulse was to develop an impressive back-drop for the Washington Arch as seen from the Square.

We soon found we were wrong! On filing our drawings in the Building Department, the "old guard" of the Washington Square "vigilantes" set up a hue and cry in proportions far beyond any intrinsic or historical value that the remaining buildings on the Square might have had; certainly far beyond any value the converted dwellings on the Square did have. What had been private residences had been converted, decades ago, into tenement apartments, rooming houses and pseudo-artists' studios.

A quick glance at the photograph of the building as seen from Washington Square might possibly indicate two unrelated buildings – the hybrid referred to above – and from the exterior this is actually so. However, as finally planned, the interior layout of the building represents an integrated apartment house, developed as a homogeneous and related whole.

When the plans were filed in the Building Department, and I might state at this point that this was fully a year after the news of the purchase of the property from the Rhinelander Estate was released, sufficient emphasis was given to the proposed project by reputable civic groups and interested individuals, to require some sort of consideration and possible compromise.

Although well within the Zoning Law, it was felt by our client and by us that for reasons of harmony and good will, all parties should be heard.

After numerous meetings with the Planning Commission, we felt that our opposition was honest in its desire to preserve an external appearance of a way of life, and we therefore decided that we would set the line of our building at least 50'-0" back of the Square and for that portion on the Square, would preserve the cornice line of the remaining buildings, immediately opposite on the East side of Fifth Avenue. This gentlemen's agreement called for months of studiously attempting to reconcile the horizontal 5 story portion with the 18 story vertical grouping beyond the 50'-0" line. We were ultimately convinced that no true marriage of the two masses could be consummated, and therefore it was decided to boldly divorce in design and even in color, the Washington Square portion

from the modern treatment of the major portion of the project.

At this point the historical note must be interjected. Research indicated that the type of better architecture of the Washington Square district had its origin in the new order of the economic world of the 1830's and 40's, which was reflected in the change of the way of life which took place at that time in New England and New York. Up to that time American fortunes had largely depended on agriculture and trade with Europe and the Orient. In the 1830's, trading in New York real estate, much in the manner of the present, was responsible for a new disposition of money. This was particularly true in New York City where the neighborhood near Washington Square became newly fashionable.

During that time fine houses were built around the Square itself, and such early investors in New York real estate as John G. Johnson (later, founder of the Metropolitan Museum of Art) built attractive private houses on a speculative basis on Lafayette Street and other streets adjacent to the Square.

View of the Main Lobby at Number Two Fifth Avenue, designed and executed by INTRAMURAL, INC., for Samuel Rudin, Builder; Emery Roth and Sons, Architects. View shows the "two city-block" scope of the lobby.

The historic elegance of the great mansions that dominated Washington Square in the 1830's is recalled in the contemporary decoration of this recently completed lobby in Fifth Avenue's newest and largest apartment dwelling. Research into the past, carried on by Beryl S. Austrian and Carl Eugen Norris of INTRAMURAL, resulted in modern adaptations of floor coverings, furniture, draperies, lighting and accessories that once adorned the Rhinelander, Pierrepont, Howland and other famous residences of old New York. A documentary color scheme of green, grey, black and white, enhanced by grey-veined white marble columns and a black marble entrance foyer, suggests the grandeur of nineteenth century living. The carpet design is a present-day version of an antique rug from the Treadwell House. Chandeliers, entirely modern in lighting technique, are modifications of antique gas globes. An unusual feature of the lobby is a series of simulated French windows, lit by artificial sunlight, and ornamented by "wrought-iron" balconies designed from the original grillwork that once distinguished the Rhinelander Mansion. Points of special interest are a series of twelve charcoal portraits depicting former residents of Washington Square — wall cabinet displays of antique china and porcelain — and a silver and marble fountain commemorating Minetta Creek, whose famous waters run beneath the building. (latter not visible).

These newly moneyed people were interested in promoting new and attention-getting fashions. The

Secondary Building Entrance on Washington Square.

more conservative styles of the 18th century were discarded in favor of a local and Americanized version of the Empire Style which was so popular in all of the European countries at that time. In New England, this architecture resolved itself into a Neo-Classic style known as Greek Revival. In New York City itself, the manifestation was less stylized, but the 18th Century type of slender, refined columns and broken pediments resolved themselves into heavier Doric type columns and flat pediments.

It is, of course, obvious that not many of the buildings designed and built in that era, still survive. Actually, Washington Square and its surrounding Greenwich Village area is to a great extent composed of a conglomerate architecture conceived and designed, on the one hand, by genuinely tasteful sensibilities as a residential district for wealthy traders of the early eighteen hundreds; and on the other hand, by men who did not even pretend to have a feeling for design. Some of the better architecture in the neighborhood was executed by reputable men such as Minard LaFevre and John McComb, but on the other hand, this went along with so much that dates back to the builder and carpenter "architects" who were financially interested in merely exploiting this then suburban area on a speculative builder level.

During the roaring 1920's the literary and artistic groups gave way to speakeasies, night clubs and tenements. The luxurious residential character of the area had changed to such a degree that living conditions were only sufficient for dilettantes and the pseudo artistic. This, like all generalizations, is only true in part. And it is not quite fair, because, along with the dingy candle-lit night clubs and slum area living conditions, there are numerous talented and sincere people. However, it is generally considered that Greenwich Village has long since passed its artistic prime, and the better of the creative element has left the area.

On the other hand, the buildings to the east of Fifth Avenue still retain the charm of the old Square, and in an effort to in some way preserve the essential attributes of the area, the present building was developed.

The only way to retain any tie between the old and the new, was with the proper use of materials and treatment of the interior. In this respect, we had the vast and inestimable help of Intramural, Inc., decorators, who assisted us in the decoration and decor of the Lobby.

Statuary Italian vein marble was selected as a material that never lost its aspect of being new, while retaining all the inherent qualities of the old. This material was used for the main entrance of the Fifth Avenue facade; was recalled in the wall treatment in the interior lobby; and was again used as a trimming for the Greek Revival Washington Square portion of the building.

Fortunately, the architecture of the 19th century used such typical American motifs as wheat and cornstalks, combined with the bound arrows and refined and stylized honeysuckle — all as modern today as in the Greek Revival period of a century ago.

This compromise in design, without compromising plan and rentability, should have resolved our difficulties. However, the building was designed during that period when National Production Authority's restrictions were extremely rigid. The plan was set, structural steel was designed and the contract was awarded. But steel was not forthcoming, and at the time there seemed no possibility of obtaining it within a reasonable economic period.

Once again the job went back to the drafting board and was converted from a structural steel job to a reinforced concrete structure.

This in itself was unique, for the building proved to be the tallest flat plate concrete building erected to date in this country. Floor areas exceed 22,000 square feet on the lower floors and, with the numerous setbacks required by zoning and through offsets and changes in plans, the upper areas are reduced to approximately 14,000 square feet each. What would have been normal offsets in structural steel, proved difficult, but were finally obtained in reinforced concrete.

Farkas & Barron, the structural engineers on the job, employed several interesting structural features in their flat arch construction, with many singular improvements not previously thought practical. Framing of set-back floors required the use of pick up beams at various levels which, with careful checking by our office, reduced the few unavoidable beams to a maximum of 20″ in depth. As a result, a clear, unbroken, flat soffit ceiling construction was achieved in practically all areas of the building. To reduce the excessive column sizes inherent in reinforced concrete design when compared to structural steel, special care was taken through the use of 4000 lb. concrete mix and by varying the amount of reinforcing steel. Continuous inspection was provided by the structural engineer

*(Continued on Page 35)*



Main Entrance on Fifth Avenue

# SHAFFER VILLAGE

BUFFALO, NEW YORK

SEBASTIAN J. TAURIELLO, A.I.A.
*Architect*

JOSEPH & VLADECK, *Consulting Architects*

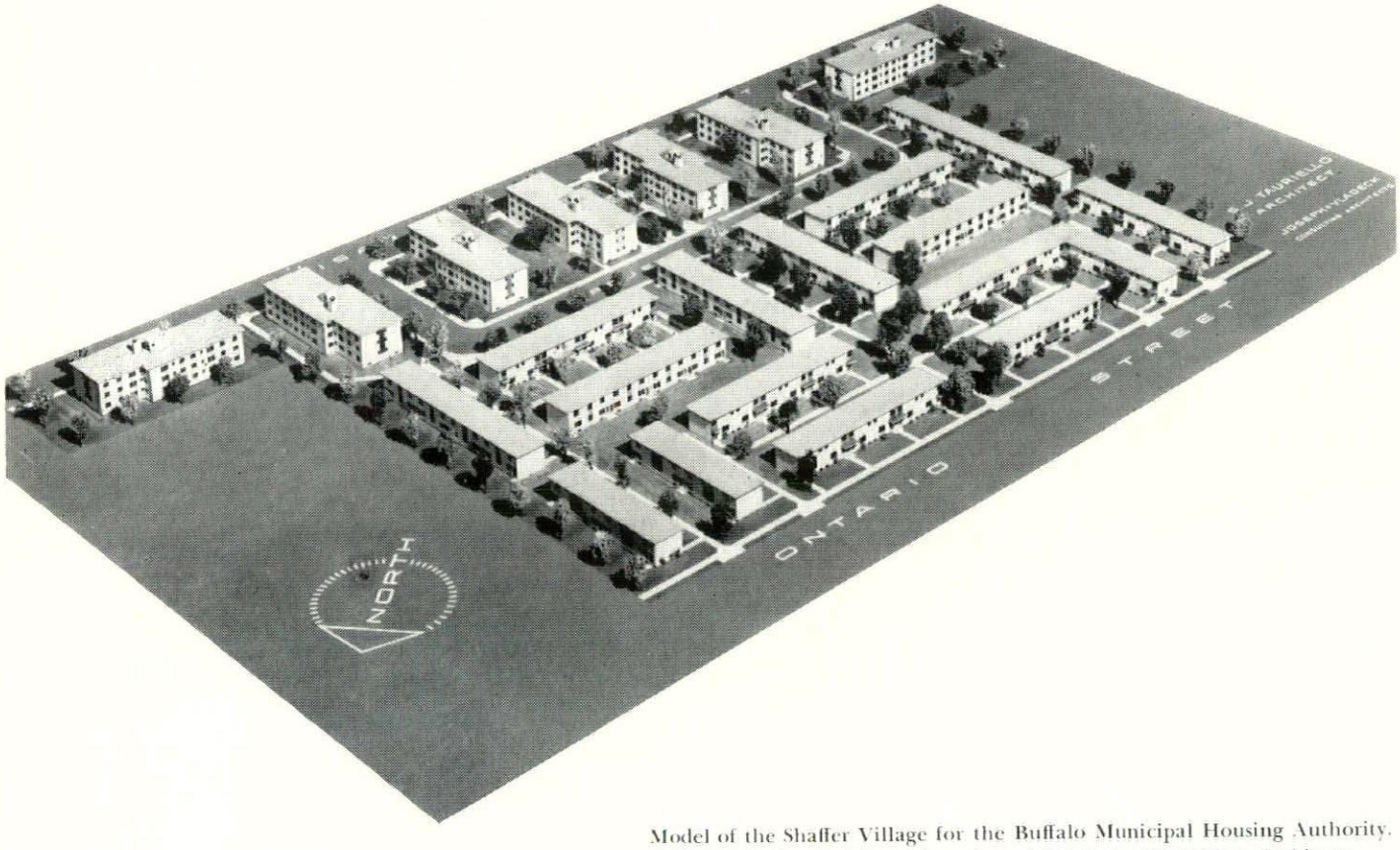


Model of the Shaffer Village for the Buffalo Municipal Housing Authority. S. J. Tauriello, *Architect:* Joseph and Vladeck, *Consulting Architects.*

Shaffer Village is a 233-unit low-rent housing project built with the financial assistance of the Federal Government under the Housing Act of 1949.

The application for this project was approved by the Buffalo Common Council in September 1950 and by the Public Housing Administration in April 1951. Construction was started in May 1952 and was completed in the record time of 11 months.

Shaffer Village is comprised of 23 structures, seven 3-story apartment buildings and sixteen two-story row-houses. The apartment buildings are constructed of fireproof masonry and have a central heating system, central laundry unit and storage space. Construction of the row-houses is wood frame with brick veneer and each has a separate basement with individual furnace and laundry tubs. The buildings cover 26.4% of the site with a dwelling unit density of 29.8 families to the acre.




Entrance Detail — Typical Apt. Bldg.




Typical Row House Unit

### *PROJECT DATA*

*Area* ..... 9.4 acres
*Total Development Cost* ..... $3,095,109
*Family Dwelling Units*
Each family dwelling unit consists of a living room, dining space, kitchen, bath and from one to five bedrooms.

| *Type of Unit* | *Number of Units* |
|---|---|
| 1 Bedroom Unit | 7 |
| 2 Bedroom Unit | 118 |
| 3 Bedroom Unit | 74 |
| 4 Bedroom Unit | 22 |
| 5 Bedroom Unit | 12 |
| TOTAL | 233 |

### *CONTRACTORS*

General ..... Border Construction Co.
Heating ..... Davis Heating Co.
Plumbing ..... Deckert Plumbing Co.
Electrical ..... Frey Electric Const. Co.
Landscape ..... Chestnut Ridge Nurseries

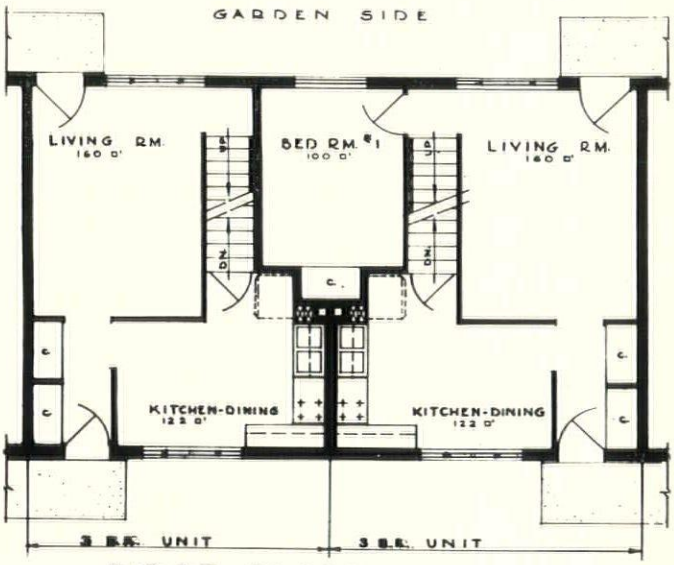


FIRST FLOOR PLAN

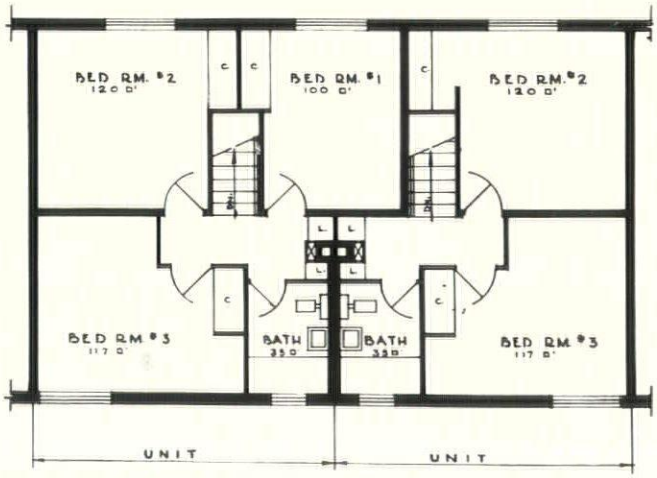


SECOND FLOOR PLAN

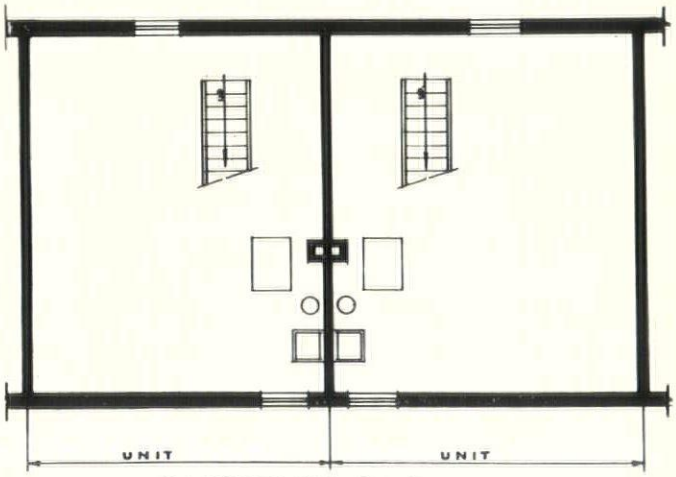


BASEMENT PLAN

# SPECIALIZATION AND/OR COORDINATION

By Arthur C. Holden, *Architect*

Criticism of others implies willingness to set one's own house in order. The time has come when architects should make the effort to draw up a code establishing criteria for determining the status of specialized consultants within the A.I.A. and governing the relation of the consulting specialist to both the project designer and the owner-client. An exploration of the possibilities will reveal that this will not entail as great a sacrifice of the supposed advantages of the existing "freedom of action" as has been claimed by those who have heretofore blocked progress by crying out against the evils of specialization and at the same time extolling the fact that the architect comes nearer to being a jack-of-all-trades than any other professionally trained man.

It is easy to decry the evils that have grown up in other professions, as well as in society in general, that appear to be the outgrowth of what might be called "too great a concentration upon specialization." In fact, the writer has been one who has pointed out that the position of leadership, to which he believes the architectural profession is the qualified heir, can be won solely because the architect is the professional man above all others who is basically trained as coordinator of the work of an almost infinite number of specialized skilled craftsmen.

No man, however, is qualified to be a great leader or coordinator unless he has the qualities and experience which enable him to function as one of the parts of the coordinating process or at least to understand how the parts function before he attempts to assume the role of coordinator-in-chief.

It is unwise and shortsighted for the profession to contend that every architect is equally qualified to be at one and the same time a specialist in any and every branch of practice as well as equally qualified to serve as general coordinator and project designer, and to perform all these functions simultaneously. Of course, there are architects who, through years of diversified experience on their own part and who, because of the associates whom they have drawn into their organizations, are qualified to render services to the public which measure up to the comprehensive ideals that have been set by the Institute. It is the architect's experience with continually meeting problems, and his experience in making a business of analyzing and solving problem after problem that qualifies him for leadership.

In setting the standards of performance for its members at a high level, the A.I.A. has always contended that architects should not compete among themselves on the basis of fee, but that fees to all architects should be adequate to cover the high quality of service to which the client is entitled. This is sound theory but it presupposes either the ability to supply through research what may be lacking in experience, or, it presupposes the performance of miracles by the younger members of the profession as well as by those whose versatility has not been adequately tested. Some architects are more conscientious than others. But when even the most conscientious architect is cutting his eye teeth of experience, the whole profession suffers if the level of his performance falls below the level that has been attained by his more experienced brothers.

On the other hand, the younger architect has a freshness of vision and imagination that too frequently are subjected to long delays before they are put to the test. If it were known to the public that any member of the A.I.A. might utilize a readily accepted technique to enlist the support and help of one of his brother architects, whose experience qualified him as a consultant in school, hospital and other types of specialized design, architectural services as a whole would be held in higher esteem and there would be a wider understanding of the value of the analytical and constructive abilities of the architect.

### Qualifications and Standards for Specialized Consultation

It would be an unwarranted assumption on the writer's part if he were to attempt to present a code giving the qualifications and standards for specialized consultation. He nevertheless considers it his duty to state that, although it is unlikely that such a code could be adopted at the present time upon a national basis, he nevertheless believes it within the range of probability that the architects of the New York Region (which except for the Virgin Islands is coterminous with the state) have both the will and the experience to recognize the need for such a code and to take the lead in putting it into effect at an early date.

For this reason we are setting forth below some of the principles which we believe should be taken into consideration in establishing a code of standards for consultation services.

1. Architects should have the privilege of volunteering to act as qualified specialist consultants, but their qualifications should be passed upon by their fellow architects. Qualifications which should be formally presented at the time of nomination should be examined and passed upon by a jury representing at least a region of the Institute, and this should require ratification by the home Chapter of the consultant.

2. Qualification as a specialist consultant should bar such architect, when called on as a consultant by another architect or by an owner, from acting in the capacity of project architect for the particular work for which he was retained as consultant.

3. The general principles for the compensation of specialist consultants should be established for the region with the recognition that special schedules and rates of compensation for specific individuals may be ratified if filed with and approved by the appropriate body authorized to act for the locality.

4. An architect who accepts qualification as an expert specialized consultant should not have the privilege of declining a call to serve as consultant to an owner or an already accepted project architect on the ground that he prefers to function for the project concerned as project architect.

5. Because any architect may have qualified as a consultant in one or more specialties, it should not preclude his continuing in practice as a project architect for commissions other than those on which he is functioning as a consultant.

6. Agreement should be reached as to the specialties to be recognized as appropriate for the services of specialized consultants. The following list is a tentative suggestion only:

a. Hospitals
b. Schools

*(Continued on Page 29)*

NYSAA EXHIBIT OF SCHOOL BUILDINGS

for

ANNUAL NEW YORK STATE SCHOOL BOARDS

ASSOCIATION CONVENTION

SYRACUSE WAR MEMORIAL—Syracuse, New York

October 25, 26, 27, 1953

## GENERAL INFORMATION

The New York State School Boards Association will hold its annual convention in Syracuse on October 25, 26, 27, 1953. It will be attended by school administrators and other educational leaders who are seeking to gain sound ideas for improving the education programs in their home towns and communities. In cooperation with these aims, the New York State Association of Architects, as the representative organization of registered Architects in New York State, has been invited to present an exhibit of architectural material illustrating School buildings completed or in process of construction.

A central and special feature of the exhibit will be a panel prepared for such purpose by the Public Relations Committee of the NYSAA pointing out the details of professional service performed by the Architect.

## ELIGIBILITY

All entries shall be submitted by registered architects having their principal office in New York State. Eligibility is limited to members of the NYSAA. Entries shall depict buildings, for any age group below college level.

ALL entries shall be on structure completed or on which contracts for construction have been awarded.

No advertising or mentions of awards shall be attached to entries.

## CLOSING DATE AND SHIPPING INSTRUCTIONS

Entries must be shipped "Express Prepaid" to: Carl W. Clark, c/o Railway Express, Syracuse, New York, and shall be received by the Committee on or before October 23, 1953. If you desire space, fill out the attached form and mail promptly, enclosing your check in the required amount. Applications will be accepted in the order of receipt up to the limit of space. If your application is received after all space has been allotted, you will be notified and your check returned to you promptly.

## MANDATORY RULES FOR SUBMISSION

1. Entrance Fee—Each entry shall be accompanied by a fee of $15.00 per 30"x40" mount. ($30.00 for 40" x60" mount.)
2. Mounts—All entries shall be on rigid single mounts 30"x40" or double size mounts 40"x60". Each building shall be displayed on not more than two single mounts or one double mount. There shall be no models.
3. Plans—Site plan and principal floor plans shall be shown legibly and accurately at scale, with numerical or graphic indication of scale. The composition shall be at the discretion of the entrant.
4. Four (4) mounts permitted an entrant.

## DESCRIPTION DATA

Type and location of projects as well as name and address of architect shall identify each exhibit.

## PHOTOGRAPHS

a. Exterior—At least one photograph (preferably two) showing principal elevation and general character of the exterior.

b. Interior—At least one photograph. Photographs shall be monotone.

PHOTOGRAPHIC COPIES of renderings may be submitted for photographs where eligible projects have not been completed.

## INSURANCE

Each entrant must take care of his own insurance and liability, the Committee will not.

## ENTRY RETURN

Entries will be returned at the close of the Convention, Express Collect.

### THE COMMITTEE

FRANKLIN F. FOIT
JAMES CURTIN
HELEN C. GILLESPIE
CARL W. CLARK, *Chairman*

### ENTRY BLANK FOR SCHOOL EXHIBITS

Syracuse War Memorial Auditorium, Syracuse, N. Y.
ANNUAL NYSAA EXHIBIT
October 25, 26, 27, 1953

Firm .....

Address .....

Space desired: .....Single Mounts @ $15.00

.....Double Mounts @ $30.00

Remittance herewith $.....

Payable to: Martyn Weston, Treasurer, NYSAA

Detach and mail with check to:

Carl W. Clark
P. O. Box 900
Syracuse, N. Y.

# AMONG THE CONSTITUENTS

CYRIL T. TUCKER — CHARLES V. NORTHRUP

Rochester Architects are the hottest in the State. Your correspondents suddenly realized this fact while sitting, tall iced glasses to right and left, brows wrapped in cold towels, attempting to get together the news from the Constituents. To substantiate the statement, we quote the Rochester Times Union. Rochester 100, Elmira 99, Utica 98, Syracuse 98, Buffalo 91, Albany 90, New York 92, Binghamton 93. That's right, today is the first day of summer and also the hottest June day on record in this City. So after we have warmed it up, here is the latest news from the Chapters.

### Bronx Chapter

New officers installed at a Gala Dinner-Installation meeting at Mayer's Parkway Restaurant are:

President ..... Leo Stillman
Vice President ..... Anthony M. De Rose
Treasurer ..... Julius Bleich
Secretary ..... George W. Swiller
State Director ..... Ralph J. Marx
Directors ..... Robert Kaplan
William T. Koch

### Brooklyn Chapter

This year's Chapter Gold Medal Award went to Karl R. Greenfield, student at the Department of Architecture, Pratt Institute.

Profile — E. James Gambaro

At a meeting held September 23, 1952, the Executive Committee of the Brooklyn Chapter, A.I.A., nominated Past President E. J. Gambaro for advancement to Fellowship in The American Institute of Architects. It has been approved by the A.I.A. and will be awarded to Jimmie at the 1953 Convention at Seattle, Washington.

Jimmie's nomination is based on his twenty-eight years of loyal, efficient and faithful service to The Institute, the Chapter and the profession.

During this long period, he served the Chapter as President for two terms, as Vice-President for three terms and as Chairman and member of many active committees. He served the New York State Association of Architects as Vice-President and on committees, including the 1947 Convention Committee. As a member of the New York City Unification Committee, he was one of the organizers of the Architects Council of New York City. He is a member and a former Trustee of The Beaux-Arts Institute of Design. His work in the field of student education is notable, particularly in guiding the organization of the Student Associate Branch of the Brooklyn Chapter which was used as an early model for Student Associate Branches in other Institute Chapters.

He has contributed many fine literary articles. These include articles on important Institute affairs, historical research (and photographs) on The Institute's little known early history and articles of aesthetic nature. (Latest article entitled "Where the Rainbow Never Fades" a pre-convention story of Seattle and the great Northwest — April 1953 issue of the Journal of the A.I.A.)

For these services he was awarded the Chapter's Certificate of Honor and Appreciate' in 1950. His fellow Chapter members feel that these and his many other contributions are outstanding and as a result of this service to The Institute he has notably contributed to the advancement of the profession of Architecture.

### Brooklyn Society

Officers of the Society are:

President ..... Harry A. Yarish
Honorary President ..... Maxwell A. Cantor
First Vice-President ..... Harry Silverman
Second Vice-President ..... Frank Randazzo
Treasurer ..... Harold G. Dangler
Recording Secretary ..... Sidney H. Kitzler
Financial Secretary ..... Harry Finkelstein

A grand and glorious time was had by everyone who attended the Silver Anniversary Dinner Dance held at Mimi's Terrace Gardens. The dinner was sumptuous and the program arranged by John Tricarico and his committee was one long to be remembered.

The surprise of the evening was the great big birthday cake which seemed to measure about 4′ wide by 8′ long, and two or three stories high. Everybody present received a generous portion and a great time was had by all.

Speakers for the evening consisted of Commissioner Gillroy, Councilman Mirabile, and Matt Del Gaudio. Special honors were presented to Past Presidents, and it was an affair which will be remembered for a long time.

It is with sincere regret that we publish the announcement of the recent death of our friend and colleague, Herman Sohn.

Harry Soled and Thomas Philibert were recently elected to membership in the Society.

### Central New York Chapter

New officers elected at the last meeting held at the Sherwood Inn, Skaneateles, New York are:

President ..... Dean Thomas Mackesey
College of Architecture
Cornell University
Ithaca, N. Y.
Vice President ... Cyril T. Tucker, Rochester
Secretary ..... Murray Hueber, Syracuse
Treasurer ..... James Beardsley, Auburn
Director for 3 yrs. ..... Frank C. Delle Cese,
Utica, N. Y.

This meeting was the sixty-sixth annual meeting held by the Chapter, and terminates a very active year. Committee reports were received. Donald Q. Faragher, President of the State Association brought the members up to date on the affairs of the State Organization. He asked that a representative be appointed by the Chapter to work with the State group on the Revision of the State Education Laws. Past President Mr. Sargent was named to this post.

### New York Chapter

On March 24th, the Technical Committee held the second of its meetings on the "Metal Walled Buildings of Pittsburgh." This time it was the Alcoa Building, Harrison and Abramovitz, architects, in a fine illustrated presentation by Mr. Otis Mader. The manufacture and installation of the exterior aluminum panels, the sprayed-on-back-up wall and the revolvable windows with their pneumatic gaskets, were all presented with clarity and interest, as was the very careful consideration of the water vapor question which was a factor in the design of this wall. The technical treatment was on an adult plane. The luncheon served by the League was excellent.

On April 2nd a group of Chapter members were

the guests of the Water Service Laboratories. This firm specializes in the chemical analysis of water to determine its corrosion and erosion characteristics. The members were shown through the laboratories and inspected samples of piping. Dr. Sussman, the laboratory chemist, answered questions and held out considerable promise for the successful use of plastic piping.

William Adams Delano

At the forthcoming national convention at Seattle, the A.I.A. will present its Gold Medal to William Adams Delano. His many friends will be happy that this recognition is to be given to a career rich in professional and civic achievements.

After graduation from Yale in 1895, Mr. Delano received his diploma at the Ecole des Beaux Arts in Paris in 1903. Returning to this country, he became a member of the firm of Delano and Aldrich and embarked upon a long and successful career in the design of private residences, clubs, schools and public buildings.

Among the works of this office for which Mr. Delano was especially responsible are the American Embassy in Paris, the Knickerbocker, Brook and Colony Clubs, the Third Church of Christ, Scientist, the Willard Straight residence, now the Audubon Society headquarters, and the George F. Baker residence in New York City. A long series of country houses such as that of James A. Burden on Long Island were designed and built in the period ending about 1930.

Although a number of architects were engaged in this type of work during this era, the houses of Delano and Aldrich have a special distinction. Generally conceived in the Georgian and Federal styles, they are serious original essays in design. Nowhere is there to be seen a conscious effort at styling or an attempt at the picturesque. In refinement and simplicity of detail, the style was advanced to a new plane. It is doubtful if a finer group of similar buildings exists anywhere and it seems unlikely that the opportunity to duplicate them will again arise.

Concurrent with his career as a designer, Mr. Delano has always been active in professional affairs. Serving as Professor of Design at Columbia, 1903-10, as a member of the National Committee of Fine Arts, 1924-28, National Capital Park and Planning Commission, Board of Design, New York World's Fair, Art Commission, New York City, and National Academy of Design, Mr. Delano is a Fellow of the A.I.A. and served as president of the New York Chapter, A.I.A. in 1928-30. He is an Officer of the Legion of Honor of France and in 1940 received the Gold Medal of the National Institute of Arts and Letters.

Hearty congratulations to these Chapter members chosen for advancement to the rank of Fellow at the June Convention: Robert Allen Jacobs, Morris Ketchum, Jr., Albert Mayer, Geoffrey Platt, and Otto Teegen. All are cited for Design, and Messrs. Mayer and Teegen for Education also.

### New York Chapter American Institute of Architects Elects New Officers

Hugh Ferriss, internationally-known design consultant and delineator, and author of numerous works on architectural subjects, was re-elected president of the New York Chapter of The American Institute of Architects at the organization's annual meeting at the Architectural League at noon today (Wednesday, June 3).

Mr. Ferriss is a Fellow of The American Institute of Architects and is a past president of the Architectural League. Under an Arnold W. Brunner Award of the League, Mr. Ferriss has recently completed an illustrated work entitled "Power in Buildings" which will be published this Fall by the Columbia University Press. He has served as a consultant to the United Nations Headquarters Planning Staff and is now a consultant for the planning of the Inter-American Center in Miami.

Other officers and committee members elected at the meeting include: Geoffrey Platt, re-elected vice president; Richard A. Kimball, secretary; and Ronald Allwork, treasurer.

Max Abramovitz and Walter O. Cain, members of the executive committee; Robert McLaughlin, James Kellum Smith, Harvey Stevenson and Edward D. Stone, jury for the Medal of Honor; Morris Ketchum, Jr., chairman, William Gehron and Herbert Lippmann, committee on professional practice; Leopold Arnaud and Robert O'Conner, committee on Fellows; Geoffrey Lawford, chairman, Richard Roth and Edgar I. Williams, committee on nominations.

Mr. and Mrs. Harold R. Sleeper recently spoke to a technical conference gathering in Bethlehem, Pa., on residential year-round air conditioning.

Catherine Sleeper, New York, N. Y., interior decorator, told the delegates at the conference the many advantages to the housewife of year-round air conditioning pointing out the various health and comfort potentialities.

Calling attention to the fact that architects have always designed houses for climate, Mr. Sleeper pointed out that year-round air conditioning is now available and is economically possible to use in houses. The weather is now made within the houses and the architect has been quick to realize that he is freed from many former limitations in planning and designing a home. Although the year-round air conditioning unit costs more than a winter heater, savings in construction, equipment and fixtures may make the house comparable in cost. Compact houses will result from the fact that wings and ells formerly used to provide cross ventilation are not necessary.

### Westchester Chapter

New Members —

J. Bernard Pfeiffer, 129 Devoe Road, Chappaqua, N. Y.

Jurgen Edward Lueders, 120 Broadway, Irvington-on-Hudson, N. Y.

Andrew Weggenman, has been honored by his friends and associates in the office of Voorhees, Walker, Foley and Smith for the completion of fifty years work in that office. Congratulations, Andy!

### Buffalo - Western New York Chapter

The following slate of officers were elected at the last regular meeting of the Chapter, to hold office for the fiscal year 1953-54.

| | |
|---|---|
| President | Trevor W. Rogers |
| Vice-President | Franklin Foit |
| Secretary-Treasurer | Philip Swain |
| N.Y.S.A.A. Delegate | Roswell Pfohl |

June 25th was the day of the gala Architect's Cruise and Dinner. The cruise was a revival of an annual event much looked forward to by chapter members and was well attended. A two hour cruise on Lake Erie on the S.S. 'Drifter' and a steak dinner, wound up the social activities of the chapter for the summer.

# REGIONAL DESIGN CHARACTERISTIC OF NEW HOUSES

Climate, zoning ordinances, and local custom all play their part in influencing the design characteristics of our housing. Hence, despite the uniformity of much of our building materials and equipment throughout the country, very definite regional differences exist in the types and character of houses which are built from them. This is pointed up by some of the findings from the HHFA Housing Materials Use Survey (Project 1-E-104) which are highlighted in this article prepared by E. Everett Ashley, 3d, Chief, Housing Economics Branch, HHFA's Division of Housing Research, with the assistance of George R. Kinzie, Staff Technician. The full text and tables of the Materials Use Survey is in process of publication and will be available to interested readers in the near future.

Reprinted from HOUSING RESEARCH, a publication of the HOUSING AND HOME FINANCE AGENCY

We have come to take for granted the impact of mass production on most of the things we buy. We expect to find readily available identical products, ranging from breakfast cereals to automobiles, whether we buy in Battle Creek or San Antonio, in Boston or Los Angeles. This effect of mass production operates likewise with respect to many of the materials from which our homes are built and much of the equipment with which they are provided. In every corner of the land we can find the same wallboard, the same insulation and roofing, identical brick, and floor coverings. The same holds true for the whole gamut of equipment items ranging all the way from bathtubs to washing machines.

Despite this mass production of so many of the basic components of a house, we still find a wide variety of designs and types of houses being produced in various parts of the country. Much of this variety has its origin in regional climatical conditions and custom, which play an important role in influencing local housing preferences.

For example, reflecting largely the regional differences in climate, basements and porches are two design characteristics in which regional differences are marked. Of houses built recently in the Middle Atlantic States, three out of five had full or partial basements. Of those built in the same period in the Southwest where central heat is not an important factor, some 99 out of 100 had no basements. In the East fewer than one house in five had major porches; in the Southwest, where outdoor living is more common, three houses in four had major porches.

### Source of Data

These characterizing features were brought out in the Housing and Home Finance Agency Materials Use Survey of single-family detached houses built in the United States during the first half of 1950.[1] For the purposes of this analysis the data have been grouped into five geographic areas. In each of these there is some degree of homogeneity in terms of climate, prevailing architectural style, and economic characteristics of the population.

[1] A description of the survey and certain over-all statistics developed from it appear in *Housing Research*, Fall 1951 Issue. Highlights of regional differences in materials use were reported in *Housing Research*, Winter 1951-1952.

Since the survey was based on a sample of Federal Housing Administration insured houses only, steps were taken to evaluate the representativeness of our sample for these five regions and to make adjustments in the data where the sample was found to be untypical. This was done by making a comparison of the proportions of dwellings of varying numbers of floors shown in our study with that reported by the Bureau of Labor Statistics in its surveys of the characteristics of newly completed dwelling units. Thus, the total number of rooms, as well as the number of bedrooms and number of bathrooms, are obviously characteristics which are affected by the proportions of 1-story and 1½- or 2-story houses in the study. This comparison showed that in 13 of the 15 metropolitan areas for which BLS data were available there was substantial agreement between the two studies with respect to the proportions of 1-story and 1½-story or 2-story houses in Regions 2, 4, and 5. The data for these three regions have been left unadjusted. In the case of Regions 1 and 2, however, adjustments have been made to bring those data which are affected by the height of the house into line with the Bureau of Labor Statistics' findings on that score.

### General Housing Characteristics

**Region 1.—Maine, New Hampshire, Vermont, Massachusetts, Rhode Island, Connecticut, New York, New Jersey, Pennsylvania, Delaware, Maryland, Virginia, and the District of Columbia.**

Houses built in Region 1 during the first half of 1950 were characterized by larger size than the average for the country as a whole, by the prevalence of basements, and by the overwhelming preference for gable roofs. Less common than in other regions were porches and terraces, garages or carports, and window and door screens furnished by the builder.

*Number of Rooms.*—Region 1 led the Nation in the proportion (28 percent) of large (6-room) houses. Accordingly, 40 percent of the houses built in Region 1 had three bedrooms, as compared with 33 percent for the Nation as a whole.

Four-room houses accounted for 38 percent of the houses built in Region 1, while five-room houses accounted for 32 percent.

*Basements.*—Sixty-two percent of the houses in Region 1 had full or partial basements and another 23 percent had utility rooms. Only Region 3, which includes the Northern Lake Area, had a higher proportion of houses with basements. Only 15 percent of Region 1 houses had neither basement nor utility room, as compared with a national average of 41 percent which lack these facilities.

*Roofs.*—Reflecting the strong buyer preference of the area for Colonial architecture, 96 percent of the houses were built with gable roofs. This preponderance was not matched elsewhere in the Nation.

*Porches and Terraces.*—Probably as a result of the climate, porches and terraces were provided on only 36 percent of the houses built in Region 1, compared with the national average of 58 percent having them. In direct contrast are the Southern Areas, Regions 2 and 4, where 80 percent of the houses were so equipped.

*Garages and Carports.*—Despite the cold winters, only about one-third of the houses were equipped with

garages or carports. Of these, only one in 50 had capacity for two cars. Attached and basement-type garages predominated, accounting for more than two-thirds of those built.

*Window and Door Screens.*—Screening furnished by the builder was a rarity in Region 1. Only 18 percent of these houses were furnished with window screens, as against the national average of 62 percent. Door screens were provided for only 8 percent of the houses. Only 2 percent of the porches were screened.

**Region 2.—North Carolina, South Carolina, Georgia, Florida, Alabama, Mississippi, and Tennessee**

Of the houses built in Region 2 during the first half of 1950, 98 percent were of one-story construction, 96 percent had no basements, 80 percent had porches or terraces, and screening was well-nigh universal.

*Number of Rooms.*—As was true of the country generally outside Region 1, four- and five-room houses predominated in Region 2. Two-bedroom houses were a natural consequence, 70 percent of those constructed being of this type. Six-room houses accounted for 18 percent of those built in Region 2, five-room houses for 41 percent, and four-room structures for 38 percent.

*Basements.*—During the study period, houses built in the Southeastern States were predominantly basementless. Only 4 percent had either full or partial basements. Fifteen percent of the houses had utility rooms. Only Region 4, the Southwest, was comparable.

*Roofs.*—While Region 2 clung to the strong national preference for gable roofs, the tendency was far less pronounced than in Region 1. Seventy-seven percent of Region 2 roofs were of the gable variety; 21 percent were hip roofs and the remaining 2 percent were flat.

*Porches and Terraces.*—As would be expected in the milder climate of the Southern States, porches and terraces were a feature of 80 percent of the houses erected. Ninety-two percent of the porches were roofed.

*Garages and Carports.*—As in Region 1, only a third of the houses built during the first half of 1950 had garages or carports, and practically all of these were of one-car capacity. Carports cut a larger swath in this region than anywhere else in the country, representing 37 percent of car-storage facilities.

*Window and Door Screens.*—Screening was almost universal in Region 2. Window screens were provided for 99 percent of the houses built and door screens for 95 percent. For the country as a whole, less than half the new homes were so equipped. Porches also were screened by the builder in more than 40 percent of the new homes built with porches.

*Termite Protection.*—An unusual feature of Region 2 is the fact that 53 percent of the homes built were given protection against termites by the builder. This compares with 49 percent so protected in Region 4, 23 percent in Region 3, 10 percent in Region 5, and 5 percent in Region 1.

**Region 3.—Kentucky, West Virginia, Ohio, Indiana, Illinois, Michigan, Wisconsin, Minnesota, North Dakota, South Dakota, Nebraska, Kansas, Iowa, and Missouri**

Region 3 led the country in the proportion of four-room houses built in the area in the first half of 1950 (59 percent); in the number of two-bedroom houses (75 percent); and in the number of houses with either basements or utility rooms (96 percent).

Another feature of Region 3—easily accounted for by the cold winter climate in much of the area—is that it led the Nation in the percentage of storm windows, window weather-stripping and storm doors furnished by the builder. The national average for storm doors furnished, for instance, was 11 percent; in Region 3 the average was 35 percent.

*Number of Rooms.*—Fifty-nine percent of the houses built in Region 3 were of four rooms. Five-room houses accounted for 25 percent of those built and 14 percent were six-room structures. Two-thirds of the houses had two bedrooms, the other third, three.

*Basements.*—In striking contrast to the rest of the country, practically every house in Region 3 was built with either a basement or utility room, doubtless the result of cold winters and the necessity for large heating facilities. Sixty-nine percent of the houses were built with either full or partial basements and 27 percent had utility rooms. In the only comparable area, Region 1, basements were built in 62 percent of the houses and 23 percent had utility rooms.

*Roofs.*—Region 3 was second to Region 1 in the preference for gable roofs, 89 percent of the houses erected having this type. Ten percent of the houses had hip roofs.

*Porches and Terraces.*—Only 42 percent of the houses in this region were built with porches or terraces, rivaling Region 1 in this respect.

*Garages and Carports.*—Despite the cold winters, fewer houses (21 percent) were provided with garages than in any other section of the country. Where garages were provided they were more frequently attached to the house than in other areas, and carports were practically nonexistent. Ninety-five percent of the garages built were of one-car capacity.

*Window and Door Screens.*—Region 3 came up with a more or less 50–50 record on screens. Half of the houses were equipped with window screens and 40 percent with screen doors. Of the porches built, only 5 percent were screened.

**Region 4.—Arkansas, Louisiana, Oklahoma, Texas, New Mexico, Arizona, and Southern California**

The impact of climate and geography upon housing design is clearly shown in the houses built in Region 4. Thus, virtually no houses were built with basements and only 14 percent even had utility rooms.

Climate also is reflected in the fact that roughly four out of five houses had either a porch or a terrace, which puts Region 4 at the head of the list in this respect.

*Number of Rooms.*—Forty-six percent of the houses in Region 4 had four rooms and 39 percent had five. As would be expected with such an over-all room count, the majority (65 percent) of the new houses contained two bedrooms. Six-room houses accounted for 13 percent of the total.

*Basements.*—Less than 1 percent of the houses considered in the study had either full or partial basements, making the Southwest the lowest in the Nation in this respect. Only Region 2, 4 percent with basements and 15 percent with utility rooms, approached it.

*Roofs.*—As might be expected in the section of the country which pioneered in the production of the increasingly popular ranch type, or rambler, house, more hip roofs (30 percent) and flat roofs (8 percent) were used. Roof gutters, popular elsewhere—the national average was 68 percent—also are a rarity in Region 4. Only 15 percent of the houses built had them.

*Porches and Terraces.*—More Region 4 houses were built with porches or terraces (83 percent) than in any

*(Continued on Page 33)*

# Create custom window effects with stock size *Pella* CASEMENT units



*Pella Casements are available with vertical and horizontal muntins, horizontal muntins only as shown above, or without muntins.*



*This French-type Pella Window provides generous sash opening. Ideal for kitchens and bedrooms. Glass openings up to 60" high.*



*Only Pella offers a 28" wide ventilating unit with full 24" glass width. Patented hinge design, stronger 1¾" wood sash and steel inner frame combine to make it possible.*



*Homeowners never tire of praising Pella's built-in Rolscreens and Dual Glazing features . . . both great time and labor savers.*

Pella Casement Windows are used in George D. Enos, Jr. residence. Gordon Hayes, Architect.

Create exciting window effects *without* special millwork costs! Do it by combining stock-size Pella Casement units into attractive angular or circular bays, dormers, picture, corner and ribbon windows. Pella Windows also save money on the job because they are completely assembled and pre-fitted at the factory. Investigate Pella Casement units *today!*

## CHECK THESE *Pella* FEATURES

**ROLSCREENS** — Pella Casements are equipped with inconspicuous, convenient Rolscreens that roll up and down like window shades. Rolscreens eliminate putting up, taking down, painting, repairing, and storage of screens.

**DUAL GLAZING AND WEATHER STRIPPING** — All Pella Casements are dual glazed to insulate against winter cold and summer heat . . . weather stripped to eliminate drafts. Thermopane or Twindow Insulating Glass is also available in standard sizes to fit most Pella windows.

**WOOD FOR BEAUTY — STEEL FOR STRENGTH** — Frames consist of welded steel inner frame lined with wood. Exclusive Pella feature.

**USE MORE GLASS — YET SAVE ON HEAT** — You can do it thanks to Pella's extremely low air infiltration factor. Ask Pella representative to show you how Pella excells over other windows in this respect.

## EASY TO INSTALL

**1 ANCHOR WINDOW** — Pella Windows are completely assembled when they arrive. Just set the unit in the opening and anchor it firmly at the head and sill. Flange screws are furnished for this purpose.

**2 ATTACH OUTSIDE FINS** — Next, attach metal fins at jambs. The grooved edge of the fin fits over the edge of the steel frame. The flat surface of the fin is nailed to the sheathing. Exterior trim can now be applied.

**3 ATTACH INSIDE FINS** — To complete the installation, apply the inside metal fins at jambs. Fins fit under the lip of the steel frame and are nailed to the studding. This provides an additional weatherseal and helps to position the window in the opening.

## *Pella* REPRESENTATIVES IN EMPIRE STATE

**RENSSELAER**
CRAWFORD DOOR SALES
ALBANY COMPANY, INC.
Sherwood Park
Phone: 77-3374

**SYRACUSE**
PELLA PRODUCTS CO.
109 Burnet Park Drive
Phone: 4-7021

**BUFFALO**
A. O. STILWELL CO., INC.
200 Sheridan Avenue
Phone: Taylor 8836

**ROCHESTER**
THE MAURER CO., INC.
31 Richmond Street
Phone: HAmilton 0030

**VALLEY STREAM, L. I.**
ROLSCREEN COMPANY
627 West Merrick Road
Phone: Valley Stream 5-8484

**Pella CASEMENT WINDOWS, manufactured by ROLSCREEN COMPANY, PELLA, IOWA**



View of the front entrance of the George Enos, Jr. Residence. Exterior treatment is a combination of stone, vertical board and batten, and zepher shingles.

Gordon Hayes, *Architect*

# RESIDENCE OF GEORGE D. ENOS, JR.

EGGERTSVILLE, NEW YORK

This residence was designed for a couple with two small children. The owners requested an open plan with plenty of space for entertaining groups of thirty-five guests, living room, children's playroom on the first floor to double for adult evening use, den, dining room, kitchen and lavatory on the first floor; four bedrooms, two baths, dressing room, utility and linen rooms on the second floor. The flagged entrance opens immediately via a 7′0″ hall to the game room and kitchen on the right, stairs, the living room on the left and straight ahead to the den. A feeling of spaciousness and continuity was achieved by running the plastered ceiling unbroken on the first floor except at the den and kitchen doors. Walnut plywood in the living room with its open Western Hemlock ceiling and in the entrance wall, poplar in the den, and redwood in the playroom provide interesting wood treatments.

The utility room was placed on the second floor because it was felt that 90% of the washing came from that area. The electric dryer or the porch deck may be used according to the demands and/or weather.

An existing apple orchard provided an effective barrier to the street.



Interior photograph looking from the recessed living room through the entrance toward the dining room. Doorway at right leads to combination study and den.



Looking from the kitchen toward the dining room. Buffet cabinet was designed and executed by the architect.

# STATE BUILDING CODE NEWSLETTER

Thirty-nine groups, representing a cross-section of the building industry in New York State, have appointed committees to study and make recommendations to the State Building Code Commission regarding the proposed State Building Construction Code applicable to Multiple Dwellings.

Distribution of copies of the proposed code began early in April, with the object of having the commentary in the hands of the Commission no later than June 10. Comment received by this date will be given thorough study by the Commission in preparation of the public-hearing draft of the multiple dwelling code, which will be published late in the summer. It is the present intention of the Commission to hold public hearings on the code in New York City and Syracuse about the first of October.

Among the national and state organizations which have committees studying the proposed multiple dwelling code are the following: American Institute of Electrical Engineers, American Society of Civil Engineers, American Society of Heating and Ventilating Engineers, American Society of Mechanical Engineers, American Society of Safety Engineers, Building Industry Employers of New York State, National Electrical Manufacturers Association, New York Association of Consulting Engineers, New York Chamber of Commerce, New York Motor Court Association, New York State Association of Architects, New York State Association of Real Estate Boards, Inc., New York State Building Officials Conference, New York State Home Builders Association, New York State Hotel Association, Inc.

The Commission recently concluded a series of thirteen public conferences held in various parts of the State to get the point of view of municipal officers and others on the proposed requirements for multiple dwellings. A complete record of the discussions of these conferences is being analyzed by the Commission's technical staff with the object of incorporating in the public-hearing draft of the code valid recommendations arising from the discussions.

The conferences drew a wide attendance, including 375 municipal officers representing 202 municipalities. The municipalities represented at the conferences included:

**Cities** — Albany, Amsterdam, Auburn, Batavia, Binghamton, Buffalo, Canandaigua, Corning, Cortland, Elmira, Glen Cove, Glens Falls, Gloversville, Ithaca, Jamestown, Kingston, Lackawanna, Lockport, Newburgh, New Rochelle, Niagara Falls, Ogdensburg, Olean, Oneonta, Peekskill, Plattsburgh, Port Jervis, Rochester, Schenectady, Rome, Syracuse, Tonawanda, Troy, Utica, Watertown, Watervliet, White Plains, Yonkers.

**Towns** — Amherst, Athens, Augusta, Aurora, Bath, Bedford, Bethlehem, Binghamton, Brighton (Franklin County), Brighton (Monroe County), Caldwell, Caledonia, Callicoon, Carmel, Chautauqua, Chenango, Chester (Orange County), Chester (Warren County), Chili, Clarence, Clifton, Clymer, Cochecton, Coeymans, Colonie, Croghan, Dewitt, Durham, Durhamville, Eastchester, East Durham, East Greenbush, East Hampton, Eden, Ellington, Elmira, Evans, Fallsburgh, Fine, French Creek, Geneva, Glenville, Goshen, Greece, Greenport, Guilderland, Hamburg, Hanover, Huntington, Irondequoit, Islip, Lansing, Liberty, Livingston, Mamaroneck, Manlius, Marcy, Marshall, Mendon, Monroe, Moravia, Moreau, Moriah, Mount Hope, New Windsor, North Collins, Ossining, Ovid, Pawling, Pendleton, Perinton, Pittsford, Pomfret, Portland, Queensbury, Rockland, Sidney, Somers, Southold, Stockholm, Thompson, Ticonderoga, Tonawanda, Union, Verona, Wallkill, Warwick, Westfield, Windham.

**Villages** — Arcade, Baldwinsville, Baxter Estates, Boonville, Briarcliff Manor, Bronxville, Canastota, Carthage, Chaumont, Churchville, Cooperstown, Cornwall, Depew, East Aurora, East Rochester, Elmira Heights, Elmsford, Fairport, Falconer, Fayetteville, Fredonia, Garden City, Gouverneur, Gowanda, Greenwood Lake, Hammondsport, Herkimer, Holley, Ilion, Irvington-on-Hudson, Island Park, Jordan, Lake Placid, Lake Success, Lakewood, Lancaster, Liverpool, Lynbrook, Malverne, Mamaroneck, Medina, Mineola, Montgomery, Moravia, Mount Kisco, Newark, New Paltz, Ossining, Patchogue, Pelham Manor, Penfield, Penn Yan, Philadelphia, Plandome, Pleasantville, Port Byron, Port Henry, Ravena, Rockville Centre, Sackets Harbor, Scottsville, Sherburne, Sidney, Sloan, Springville, Tarrytown, Tully, Warsaw, Webster.

The general opinion expressed at the conferences was one of satisfaction with the proposed code. A number of municipal representatives made known that they were giving considerable attention to the Commission's work with the object of accepting applicability of the code in the near future, especially since they have been required under the mandatory Multiple Residence Law to set up an enforcement agency.

The unique character of the State Building Code Law (article 18, executive law, State of New York, 1949) has been established through the recognition of two concepts of building code framers for two generations, but which so far as can be determined, have never before been given the force of law.

These concepts blend legal and technical departures into an harmonious freedom in code administration and enforcement which for the first time recognizes the dynamic character of the building industry and considers it as operating on a nationwide, rather than on a local or provincial, basis.

### The Two Departures

The departures are these: first, the law demands that the state code be formulated in terms of performance objectives, consonant with accepted standards of engineering and fire-prevention practices, so as to make adequate performance of the use intended the test of acceptability; second, and to quote the law exactly, "Because it is essential that any such code be readily adaptable to changing conditions, detailed enactment of all of the provisions of such a code by legislation is impracticable."

After a study by a special committee over a three- or four-year period, the Legislature of the State of New York found that "among the factors inducing high costs of construction are various laws, ordinances, rules, regulations and codes regulating the construction of buildings and the use of materials therein." The Legislature's findings established that "many such requirements are obsolete and unnecessarily complex," and that "they serve to increase cost, without providing correlative benefits or safety to owners, builders, tenants and users of buildings."

It was the judgment of the Legislature that an effective instrument for lowering construction costs would

# WOOD WINDOWS WOMEN WANT!

**OODCO Windows** offer the most ad-
nced thinking in window construction. Made of
ely Ponderosa pine, toxic and water-repellent
ated, they blend with period styles as well as with
dern designs. They are home-like and friendly
d, like all other wood windows, time-tested for
turies of wear. WOODCO windows are easier to
all. They can always be repainted or repaired at
derate cost. That is why WOODCO WINDOWS
ually cost less in the long run.

*They Guarantee Satisfaction!*

**WRITE FOR FREE CATALOG GIVING DETAILS, LAYOUTS, PRICE LIST**

## ALL-PURPOSE Wood Window

## WOODCO Removable WOOD SLIDING WINDOWS



*Demanded by Home Builders*

- Factory-Assembled
- Fully Weatherstripped
- Smooth-Operating
- Non-Rattling
- Suitable for All Types of Architecture
- Larger Light Area
- Won't Stick or Bind
- Complete with Storm Sash and All-Aluminum Screen
- Removable from Inside—without Tools

**WOODCO SLIDING WINDOWS REMOVE for EASY CLEANI**

## WOODCO Reversible WOOD BASEMENT WINDOWS

**COMPLETE WITH STORM SASH AND SELF-STORING ALUMINUM SCREENS**

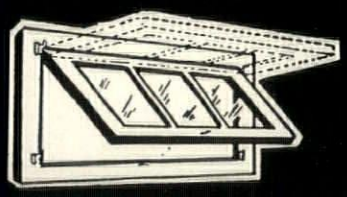

Direct Ventilation

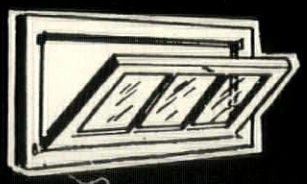

Indirect Ventilation

*Special Features*

STURDY CONSTRUCTION — WEATHERTIGHT
REVERSIBLE FOR DIRECT OR INDIRECT VENTILATION
REMOVES COMPLETELY WITHOUT TOOLS
FACTORY-ASSEMBLED — HARDWARE ATTACHED

*nother Savings Angle: Recommend them for Multiple Units in Low-Cost Construction!*

**INSTALLED or REMOVED from *INSIDE* the HOUSE**

## WOODCO WIND-O-ROBE

**Improved Storm and Screen Combinatio**

WIND-O-ROBE HALF - SCREEN. Expecting a warm night? Simply attach screen section to half storm-sash!



WIND-O-ROBE STORM - SASH. During cold season, lower storm - sash may be locked in ventilating position.



WOODCO FULL SCREEN. Strong, lightweight all aluminum. Requires no painting. Fits all windows.

**Treated Ponderosa Pine Storm Sash • All-Aluminum Screen**

*You and Your Customers Are Cordially Invited to Visit Our Permanent Exhibits of Full-Size WOODCO Window Units at:*

*Upstate New York —*
1092 CATALYN ST.
CHENECTADY, N. Y.

*— New Jersey —*
PATERSON PLANK RD. & 34th ST.
NORTH BERGEN, N. J.

*— New York City —*
ARCHITECTS SAMPLES CORP
(Mezzanine) 101 PARK AVE.

# GENERAL WOODCRAFT CO., Inc.

# Specify Real Living Comfor

WOODCO Auto-Lok WOOD AWNING WINDOWS

with the

## TIGHTEST CLOSING WINDOW EVER MADE

**No Wear, No Trouble, No Adjustments!**

### Amazing New Operating Principle

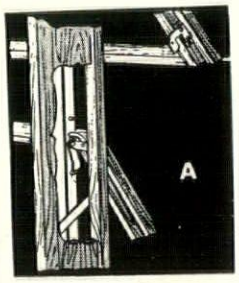


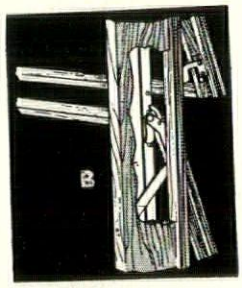





*EVERY SASH LOCKS TIGHT . . . Automatically!*

While sash are swinging in toward the frame, the vertical operating bars at each side of window move up.

Note how lugs on operating bars engage hooks on the sash as the bar moves up . . . applying the wedging action that pulls the sash in tightly against the frame.

The sash are pulled in snug, and pressure against vinyl weatherstripping assures a complete seal (like the door of your refrigerator). Automatic locking has commenced.

Final "locked" stage of Auto-Lok operation . . . hooks have moved in, adding extra locking action near the bottom of the sash, on both sides . . . locking all four corners of each sash.

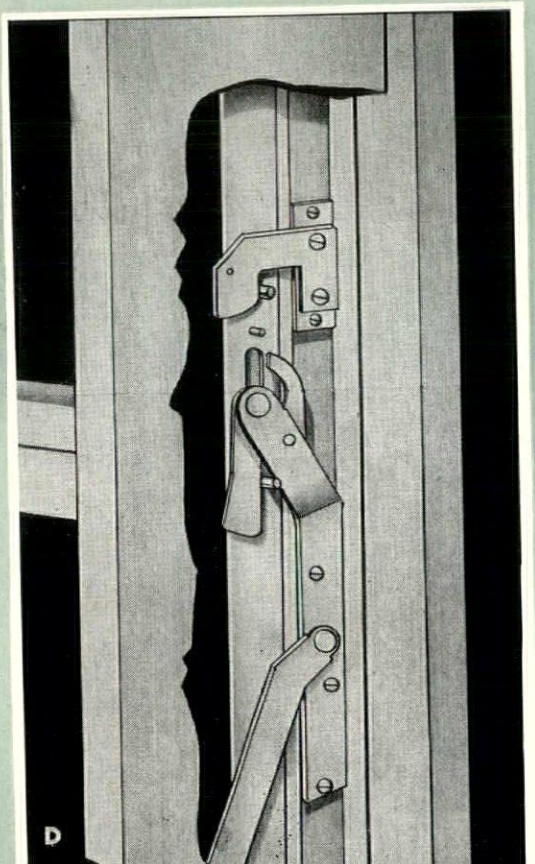


**. . . answers every important window problem!**


TOXIC & WATER REPELLENT TREATED

SEALED LIKE A REFRIGERATOR

DRAFT-FREE VENTILATION

FINGER-TIP CONTROL

REMOVABLE INSIDE SCREENS & STORM SASH

DELAYED ACTIO OPENING

ADJUSTMENT-FREE PRECISION BALANCED AUTO-LOK HARDWARE

CONCEALED HARDWA EXTRA-HEAVY SASH & FRAMES

WIDEST OPENING, PERFECT RAIN PROTECTION

FACTORY ASSEMB OF SELECTED PONDEROSA PIN

Complete WOODCO WINDOW Exhibit at:

**GENERAL WOODCRAFT CO., Inc.**

34TH ST. & PATERSON PLANK RD.
NORTH BERGEN, N. J.

ARCHITECTS' SAMPLES, N. Y. C.
101 PARK AVE. (MEZZANINE)

1092 CATA
SCHENECTADY,

# Acclaimed by ARCHITECTS • BUILDERS • HOMEOWNERS



## WOODCO Auto-Lok WOOD AWNING WINDOWS

THE NEW, BEAUTIFUL, *miracle* WINDOW OF MODERN BUILDING

### COMPLETE UNIT THE JOB

ry WOODCO AUTO-LOK od Window unit delivered the building site arrives npletely assembled . . . that needs be done is to cure it in the opening. No rdware to apply . . . no rts to misplace . . . no ad- tments necessary . . . no ays! Builders appreciate time saving and simpli- y of installation! There's doubt about it: WOODCO TO-LOK Wood Windows duce window installation e . . . save money!

### UNMATCHED EFFICIENCY

The unmatched efficiency of WOODCO AUTO-LOK operation is combined with effective weatherstripping to provide a window far in advance of ordinary windows. The extra heavy sash and frames of WOODCO AUTO-LOK Wood Windows are toxic treated against rot, termites, fungi, etc. Full 1-11/16" sash are extra strong, yet retain very fine and narrow sight lines. Unsurpassed in beauty, performance and economy. WOODCO AUTO-LOK Wood Windows are adaptable to all types of architecture in all extremes of climate.

losing action is en- rely automatic and accomplished dur- g the normal, ef- rtless turning of the perator handle.

WOODCO AUTO-LOK WOOD AWNING WINDOWS

- Carefully Assembled at Factory
- All Parts Manufactured of Selected Kiln-Dried Ponderosa Pine
- Toxic and Water-Repellent Treated
- All Glass Bedded in Glazing Compound

Improved Safety-Lok pulls bottom sash in tight and securely locks it . . . provides extra protection against intruders.

FOR FREE CATALOG SHOWING PRICES, DETAILS, LAYOUTS & ROUGH OPENINGS, WRITE DEP'T 1

GENERAL WOODCRAFT CO., Inc. • Box 31 • NORTH BERGEN, N. J.

# WOOD WINDOWS WOMEN WANT!

## . . . You Specify *True Casement Comfort!*

## when You Specify WOODCO CASEMENT WINDOW



PERFECT WINDOW FOR KITCHEN VENTILATION

- FACTORY-ASSEMBLED
- CAM HANDLE LOCKS SASH TIGHTLY
- FULLY WEATHERSTRIPPED
- REDUCES INSTALLATION COST
- ROTO-TYPE CRANK FOR EASY INDOOR OPERATION
- SUITABLE FOR ALL TYPES OF CONSTRUCTION
- VENTILATION CONTROL ASSURES COMFORT
- EXTENSION HINGES PERMIT CLEANING INDOORS
- COMPLETE WITH STORM SASH AND SELF-STORING ALL-ALUMINUM SCREEN



**PICTURE WINDOWS** — Glazed with Thermopane, ¼" Plate Glass or 3/16" 'A' Quality Heavy Glass.

**FACTORY ASSEMBLED OF SELECTED PONDEROSA PINE, KILN-DRIED TOXIC AND WATER-REPELLENT TREATED FOR LONG LIFE.**

## *Make the House a Home by Designating*

## WOODCO *De Luxe* R • O • W Removable Wood Windows

*Complete with* PULLMAN OVERHEAD BALANCES *for Better, Smoother Operation*

*These WOODCO Windows are truly DeLuxe in every sense of service and satisfaction. Housewives love them, because they can be removed for washing or painting INDOORS!*

### *Answers Every Window Need*

- They're Removable.
- Equipped with Pullman Overhead Balances for smoother window operation.
- You wash both sides indoors.
- You paint both sides of window indoors.
- No more ladder climbing.
- Remove completely for better ventilation in summer.
- Free-moving, thanks to spring-cushion guide.
- Do not stick or rattle.
- Complete with "Wintite" Sash lock —cannot be removed from outside when locked.
- Weather-stripped at factory — no air leaks.
- 22.1% more weathertight than Government specifications.
- Keep cold and dust out—cut fuel bills.
- No weights, cords or pulleys to get out of order.
- Narrow mullions admit more light and air.
- Pre-fitted, factory-assembled units —easy to install.
- Sizes and designs to fit any architectural style.
- Adapted to all building methods.
- Improved Recessed Lifts.

Complete WOODCO WINDOW Exhibit at:

SCHENECTADY, N. Y.
1092 CATALYN ST.

ARCHITECTS SAMPLES, N. Y. C.
101 PARK AVE. (MEZZANINE)

NORTH BERGEN, N. J.
34th ST. & PATERSON PLANK RD.

**GENERAL WOODCRAFT CO., Inc. • NORTH BERGEN, N. J. • SCHENECTADY, N. Y.**

be a state code of building construction to provide basic and uniform performance standards which would not only establish reasonable building safeguards but would encourage the use of modern methods, devices, materials and techniques.

The Legislature called for the establishment of a Commission of five to carry out the provisions of the State Building Code Law, and approved a budget giving the Commission an adequate technical and legal staff and other resources to execute the law.

The Commission is empowered to formulate rules and regulations relating to the construction of all buildings or classes of buildings and the installation of equipment therein. When adopted by a municipality, the State Building Construction Code is acceptable as a complete lawful alternative to the requirements specified for such buildings in other building regulations in force.

### Optional Acceptance

The optional feature of acceptance of the code by any one of the 1567 municipalities of the state reflects the strong home-rule principle so scrupulously honored by the Legislature. This principle is further buttressed by the provisions for administration and enforcement of the State Building Construction Code by the municipalities of the state "in the manner prescribed by local law or ordinance."

However, the Legislature did provide safeguards against administrative or enforcement abuses by authorizing establishment of a state building construction board of review, designated by the Commission, and empowered, on satisfactory proof after public hearing, to do the following: vary or modify any requirement of the code where strict compliance would entail practical difficulties or cause unnecessary hardship; reverse, modify or annul any ruling or order of any state agency or local building department affecting or relating to the construction of any building, the construction of which is pursuant or purports to be pursuant to the provisions of the state code; review, after disapproval or failure to approve within sixty days after submission, any application for permission to construct a building pursuant to the state code.

Any party in interest who appears before the board of review in connection with an application may appeal questions of law involved to the Appellate Division of the Supreme Court, and an appeal can be taken from such court to the Court of Appeals.

### Limitation of Application

Another feature of the law is that relating to the limitation of application of any rule or regulation or portion of the state code so as to include or exclude: first, specified classes or types of buildings, according to use, or such other distinctions as may make differentiation or separate classification or regulation necessary, proper or desirable; and second, specified areas of the state based upon size, population, density, special conditions prevailing therein, or such other factors as may make differentiation or separate classification or regulation necessary, proper or desirable.

The local legislative body of any municipality may recommend to the Commission the adoption of rules and regulations imposing higher or more restrictive standards for construction in such municipality. However, no municipality in which the state code has been accepted has the power to supersede, void, repeal or make more restrictive any of the rules and regulations promulgated by the Commission.

It is generally recognized that the most revolutionary development in building code draftsmanship has been the performance-type code. This type of code has numerous advantages to designers, builders, manufacturers of building products, and owners in that it encourages ingenuity in design, permits use of new materials and methods as soon as they are proved to be safe, and allows for further standardization of building products.

Since the performance code does not rigidly specify materials and methods but leaves this to the designer or builder, it follows that architects, engineers, and contractors must carry out their plans and specifications in terms of proved building standards. The Code Manual to date recognizes 105 generally accepted standards developed by 20 standardization agencies; others will be added as research dictates. It is the proof of safety that admits these standards, and the further evidence that engineering and fire-protection practitioners accept them as such. Proposed standards must stand the test of successful experience in their use.

New York State Building Code Commission
Chairman Edward J. McGrew, Jr., New York City
Vice Chairman George Bain Cummings, Binghamton
Commissioner Walker S. Lee, Rochester
Commissioner Ralph A. Lehr, Buffalo
Commissioner William Lescaze, New York City

## IN MEMORIAM

Oswald Fischer, president of the Queens Chapter of the American Institute of Architects and designer of many North Queens office buildings and one-family homes, died June 7th at Astoria General Hospital. He was 53 years old.

Born in Germany, Mr. Fischer came to the United States 30 years ago. He settled immediately in Queens and shortly afterward set up his offices at 31-90 Steinway Street, Astoria.

A resident of 165-15 Cross Island Parkway, Beechhurst, Mr. Fischer designed one-family homes, particularly in Great Neck and Beechhurst, and office buildings in Long Island City, Astoria, Woodside and Elmhurst. In 1950, he received a citation from the Queens Chamber of Commerce for his design of the Paragon Oldsmobile building in Woodside. Mr. Fischer's latest project was the plan for a factory extension on Corona Avenue in Elmhurst.

Mr. Fischer was president of the Queens Chapter of the American Institute of Architects, a past president of the Property Association of East Elmhurst, a past president of the Long Island City Turn-Verein Association, and a member of the Long Island City Chamber of Commerce and the Long Island City Lions Club. He was also active in the Singing Society of G. V. Frohsinn.

The funeral was held from the Quinn chapel at 36-10 Broadway, Astoria, at 9:15 A.M., Wednesday, June 10th. A requiem mass was offered in St. Luke's Roman Catholic Church, Whitestone, at 10 A.M. and burial was in Mount St. Mary's Cemetery, Flushing.

Mr. Fischer is survived by his wife, the former Luise Kuebel; a son, Arno, a civil engineer for the United States Government, in Germany; his father, Peter, and a sister, Mrs. Lisetee Deimand, both of whom live in Germany.

# A COOPERATIVE HOUSING PROJECT



A cooperative housing development for 726 families of moderate income, Queensview at 34th & Crescent Streets, Long Island City, consists of 14 fireproof structures each 14 stories in height. The buildings are comparatively small with only 4 apartments per floor, each on a corner and so located around a center mall and garden as to admit maximum sunlight and ventilation.

The perimeter scheme with staggered structures allows long distances and wide vistas between buildings and afford easy access to streets and garden. The development contains two playgrounds, play space for the nursery school, and parking space for 160 cars.

Apartments are grouped around a central foyer. Low windows in the living rooms provide a wide horizon view of the project and the surrounding community. Spacious dining facilities are furnished either in large foyers or in windowed alcoves.

BROWN & GUENTHER, *Architects*

# HE IS AN ARCHITECT

By Philip B. Maher, F.A.I.A.

(To Gilbert & Sullivan's song "He Is An Englishman")

He is an Architect,
For he himself has said it,
And it's greatly to his credit,
That he is an Architect,
That he is an Architect.

For you know he might have went and gone
And been a general in the Pentagon,
Or perhaps a business man,
Or perhaps a business man.

Repeat (But in spite of all temptations,
(To head vast corporations,
(He remained an Architect,
(He remained an Architect.

(To Gilbert & Sullivan's song "When I Was A Lad")

I. ARCHITECT: When I was a lad I served a term
As blueprint boy in an Architect's firm.
I ran the errands and I swept the floor,
And I fetched them coffee from the corner store.

CHORUS: He fetched them coffee from the corner store.

ARCHITECT: I ran all errands and was so astute,
That now I am a Fellow of the Institute.

CHORUS: He ran all errands and was so astute,
That now he is a Fellow of the Institute.

II. ARCHITECT: I soon surmised in my rise to fame
That one really needn't bother with the drafting game.
So I cultivated clients at a well-known bar,
And eliminated training at the great Beaux-Arts.

CHORUS: He eliminated training at the great Beaux-Arts.

ARCHITECT: I cultivated clients, and was so astute
That now I am a Fellow of the Institute.

CHORUS: He cultivated clients, and was so astute
That now he is a Fellow of the Institute.

III. ARCHITECT: At cultivating clients I acquired such a grip
That they took me into the partnership.
And the partnership, except for me,
Would never have been able to collect a fee.

CHORUS: They would never have been able to collect a fee.

ARCHITECT: I chased the loot, and was so astute
That now I am a Fellow of the Institute.

CHORUS: He chased the loot, and was so astute
That now he is a Fellow of the Institute.

IV. ARCHITECT: On organization I laid great stress
For purposes political, I must confess.
With the many engineers that I at once employed
All possible competitors I soon destroyed.

CHORUS: All possible competitors he soon destroyed.

ARCHITECT: My mighty staff was such a beaut
That now I am a Fellow of the Institute.

CHORUS: His mighty staff was such a beaut
That now he is a Fellow of the Institute.

V. ARCHITECT: So widely spread my power and fame
That a multimillionaire I soon became.
With so many little people at my beck and call
I never thought of thinking for myself at all.

CHORUS: He never thought of thinking for himself at all.

ARCHITECT: I grew so great, I was so astute,
That now I am a Fellow of the Institute.

CHORUS: He grew so great and was so astute,
That now he is a Fellow of the Institute.

VI. ARCHITECT: Now Architects all whoever you may be
If you want to rise to the top like me
Just take it from a fellow who is no one's fool —
Don't ever be enamoured of the drafting stool.

CHORUS: Don't ever be enamoured of the drafting stool.

ARCHITECT: Forget the Arts, just be astute,
And you'll end up a Fellow of the Institute.

CHORUS: Forget the Arts, just be astute,
And you'll end up a Fellow of the Institute.

# SNAP SWITCHES FOR LIGHTING CONTROL

By Malcolm B. Moyer

The demand for snap switches began with electric illumination. The formation of an electric arc when electric circuits are slowly broken made the snap action necessary. This had an ample key projecting from a round box. If the key were twisted far enough, lights would go on with a loud snap coming from within the box, hence its name "snap switch."

Since that time designers have struggled to get the snap action switch into a smaller space to permit flush mounting and to approach silent action. In the older mansions flush mounted rotary snap switches can still be seen. Later came the push button toggle and today we have the lever toggle switch with flush cover plate. These had porcelain bodies and quite heavy copper parts. Now we have bakelite body enclosures which somewhat deadens the sound and eliminates the higher cost porcelain enclosures, but with less mechanical strength.

Unfortunately the conductivity of copper as a metal has not increased, while lighting demands are many times as great as they were in the rotary snap switch era. Hence today we have "standard grades," "specification grades," "intermediate grades," etc., with prices to match. Their copper elements vary likewise.

In current carrying capacity and durability, some will successfully carry the heavy starting currents due to incandescent lights, but others will not. To meet this, the Underwriters are demanding special "T" rated switches for certain applications. A "T" rated switch is one which will successfully carry ten times its normal rating for about one tenth of a second. For instance, they require a switch on a non-inductive load (such as heating appliances) to have a name plate rating equal to the load. But if the load consists of tungsten filament (ordinary incandescent) lamps mixed with heating appliances, the switches shall be "T rated."

An exception to this rule permits the use of the intermediate grade (not T rated) if the switches are to be used in (a) branch circuits in private homes or their equivalent, (b) controlling lights in permanently connected fixtures, and (c) when the switch is rated at not less than 10 amperes @ 125 volts (all in private homes).

If the same loads are carried in public rooms or in places of public assembly, they must be "T rated." This is shown by the capital letter "T" on the rating stamp of the switch.

Fluorescent lamps, mercury vapor lamps, and gas tube signs and lighting must be controlled by a switch whose rating is twice the actual load.

The standard grade and specification grade – 20A @ 125 V switch should be used on a 10 ampere load. The intermediate grade is limited to 10 amperes @ 125 V and is not T rated, hence should not be used.

Intermediate switches usually cost about 40% less than the specification grade which is a difference of perhaps fifty cents a switch.

Since the T rating gives you a switch which will successfully sustain a starting current rush of ten times its normal rating, it is well worth the extra money for our clients to have this extra capacity. It is embarrassing to have switch failures before the owner has occupied the premises a year. Let's tighten our approvals to include only T rated switches in all jobs. This will tend to discourage the use of the unmarked switches which are now being slipped into some of our school jobs.

## DINNER MEETING

More than 100 leading architects, contractors and engineers attended a dinner meeting Monday night, June 8, at the Buffalo Athletic Club as guests of Frederick W. Reinhold, president of Anchor Concrete Products, Inc., to hear "Why High Pressure Steam Curing of Concrete Masonry Units by the Autoclave Process."

Anchor Concrete Products is spending about $400,000 to install the autoclave process for curing concrete masonry products at its plant in Wabash Avenue at 2450 William Street, Buffalo, Mr. Reinhold said.

He told the guests that five kilns will be installed to cure the units under steam pressure to improve the product.

He told of the advances made by his company in the production of concrete masonry units. He said that since August, 1946, Anchor Concrete Products had produced 35,000,000 8" equivalent blocks.

Harrison F. Gonnerman, civil engineer and research consultant, past president of the American Concrete Institute and a former research engineer for the Portland Cement Association, was the principal speaker.

He cited the history of high pressure steam curing of concrete masonry units by the autoclave process, and told of the advantages that result from using the process.

John K. Selden, coordinator of housing research of the Research Foundation, University of Toledo, and research consultant to Anchor Concrete Products, also spoke.

Among those at the speakers' table were:

Charles Reidpath, commissioner of buildings, City of Buffalo; Harris H. Snyder, president, Buffalo Slag Co.; Herbert F. Geist, president, Geist Coal and Building Supply Co., Chicago; Edward V. O'Neill, general sales manager, Economy Fuel and Supply, Buffalo; Edward J. Noonan, general sales manager, Buffalo Slag Co.; Trevor W. Rogers, president, Western New York Chapter, A.I.A.; and Frederick W. Crane, commissioner of public works, City of Buffalo.

## VERMONT MARBLE

Architects John Walquist, Henry Hofmeister and Andrew Reinhard, of the well known New York Architectural firm, and Romer Shawhan, managing director of the Marble Institute of America examine two pieces of marble which are making news in the art world. Mr. Reinhard holds a small square of the white Vermont marble which is being used to pave the Museum of Modern Arts' Sculpture Garden. Mr. Shawhan holds a piece of marble from the burial chamber of treasurer Sobj-Mose, a minor official during the reign of King Amenhotep III. The burial chamber has just been through a renovation process, whereby the original slabs were cut to a modern thickness, to reduce the weight of the chamber — the only decorated chamber found in the area of Rizeikat in upper Egypt. Portions of the chamber are now on exhibit at Boston, the first time it has ever been possible to include this in a loan exhibit.

# THAT NECESSARY EVIL—THE ARCHITECTURAL ENGINEER

By Thomas H. McKaig

Do you remember the little old best seller of many years ago—"Pigs is Pigs,"—the story of the station-master with whom "Rules is rules" with no permissible variation,—no appeal from the rules,—no alternative? We have seen his counterpart so many times in city, state or federal inspectors, but the outstanding exponent of "Rules is rules" in our experience was an inspector for a nationally recognized testing laboratory,—a graduate engineer with enough experience under his belt to know that no rule was ever made which should not under certain circumstances be modified.

Twenty-five years ago the Rand Building in Buffalo was under construction by the J. W. Cowper Co., who, in addition to the normal general contract work, did their own steel erection. Came the day when, having finished the caissons, the steel billets had been placed, and all was ready for the erection of the first tier columns. Some time along in the morning my office phone fairly exploded. That is the only word to describe it properly. Those of you who knew J. W. when he was in his prime will recall that when he wanted to get things done,—they were done in a hurry—now—immediately—or else! "Tom—get out to the Bethlehem shop right away and get those * * * first tier columns moving. The erectors are waiting for them,—the steel's all ready and that * * * inspector won't release them. Something about the * * * specifications!"

Half an hour's conference, first with the Testing Lab Inspector,—then with Bethlehem's manager,—revealed some interesting facts. A year or two earlier, the steel ingots for the towers of the George Washington Bridge had been poured at Bethlehem's Lackawanna plant,—silicon alloy steel guaranteed to have a tensile strength of 80,000 to 95,000 pounds. Several of these ingots had been left over after the members required for the towers of the bridge were rolled,—and after they had knocked around the plant for a while, it was decided to use them on the first job requiring long heavy column sections. The Rand Building furnished the necessary job. But the "Specification for Steel for Buildings" said the ultimate tensile strength should be 55,000 to 65,000 pounds, and this steel was 87,000 pounds and up,—therefore, it was not acceptable. It had already been rejected—the inspector had sent in his report and that was all there was to it. Could I please talk to his superior on the phone?—No, there would be no point in that. His report would not be in his superior's hands as yet. Anyway the specification distinctly said a maximum strength of 65,000 pounds, and by their own admission this steel would top 85,000. And there was still the question of yield point and of chemical composition. No, there was no use of arguing—the steel was rejected. That was that.

I took it on myself, much to the annoyance of the inspector, to release the steel; and the job was merrily underway by the middle of the afternoon. So far as I can recall, that is the only time I have had steel rejected because it was too good. That was twenty-five years ago, and the building is still standing.

## RAYMOND IRRERA



Appointment of Raymond Irrera of Astoria, past president of the Queens Chapter of the American Institute of Architects, as chairman of the 1953 Building Awards Committee of the Queens Chamber of Commerce was announced today (July 4-5) by Chamber president John T. Clancy of Jackson Heights.

Mr. Irrera, who is consulting architect to Queens Borough President James A. Lundy of Douglaston and a former director of the New York State Association of Architects, lives at 32-23 43rd Street, Astoria.

The Chamber's Building Awards Committee sponsors Annual Building Awards, designed to stimulate and encourage "excellence in design and construction" of new buildings erected in Queens during the past year. Inaugurated by the Queens Chamber in 1926, the contest is open to owners, architects and builders of new structures.

Award entries are not confined to Chamber members. Any building is eligible for consideration by the judging committee. Owners of outstanding buildings will receive bronze plaques at the Chamber's 41st Annual Dinner at the Hotel Commodore, Manhattan, on December 1st. Architects and builders will also receive awards.

Eight bronze plaques and five honorable mention scrolls were awarded by the Chamber to last year's winners and runners-up. Plaques were won by owners of buildings in industrial, commercial, banks, religious buildings, apartment groups, apartment houses, public buildings and rehabilitations classifications. Honorable mentions went to owners of one building in industrial, two bank buildings, one in public buildings, and one in rehabilitations.

Complete rules and regulations governing the 1953 Building Awards contest will be formulated, according to Chairman Irrera, at a Committee meeting in Chamber headquarters, 24-16 Bridge Plaza South, Long Island City, at 12:15 P.M. on Wednesday, July 8th.

SPECIALIZATION AND COORDINATION

*(Continued from Page 12)*

c. Libraries
d. Research laboratories
e. Churches
f. Y.M.C.A.'s, Boys' Clubs and other types of community centers
g. Low-cost individual homes
h. Apartment house planning
i. Site planning for large-scale housing or community development
j. Hotels
k. Theaters, cinema, opera and concert halls
l. Prisons and other detention structures
m. Specification writing
n. Conformity with codes and ordinances
o. Problems involving special methods of structural design, including prefabrication, modular coordination and other types of standardization
p. City and community planning and redevelopment

Of course the question will be asked, "Who pays for the consultant's services?" The answer is the same as in the case of who pays for the services of structural or mechanical or other types of consulting engineers. The consultant has, of course, ultimately to be paid by the owner. He may be paid either directly, under a separate contract by the owner; or, if the architect's compensation is adequate, he may be retained and paid by the architect out of his fee under accepted schedules. A contract form should be made available which clarifies the method of compensation to the specialized consultant both within the profession and on the outside.

In addition, the Institute would benefit if the attempt were made to clarify the whole field of professional services in the informative documents regarding the architect's services, which are issued by the Institute.

In closing, let it be said once and for all that the development of procedure for the rendering of professional services is never static; it is always in a transitional stage. We architects must broaden and clarify the concept of the services which we are capable of performing. This is the real reason for differentiating both in our own minds and in the minds of the public the variety and comprehensiveness of the practices of the profession of architecture. It does not mean that we are advocating the splitting up of the profession into the practice of a great number of specialties. When the diversity of services is better understood by the public, our clients will be better able to appreciate the service of consultants; the service of project design; and the service of coordination when rendered by one and the same architect. What we advocate is the production of better architects and better architectural service by improving the solidarity of the profession as a whole.

This is not a step that can be voted upon and taken over night. All progress is difficult; but the profession can steadily advance toward the achievement of its ideals if we, who are alive and working today, resolve that as architects we have opportunities so broad and so much work to do that all architects must strive to help one another more and more. In a third paper we shall take up the question of how architects may help one another toward accomplishment in the neglected field of large-scale design and community planning.



East Hills Elementary School
Roslyn, Long Island, N. Y.

Moore & Hutchins, *Architects*

# The Charm of Bric

**MOHAWK BUILDING MATERIALS CORP., RENSSELAER, N. Y.**

**HUTCHISON-RATHBUN, INC., ROCHESTER, N. Y.**

**THE BELDEN-STARK BRICK CORPN., NEW YORK CITY**

**BINGHAMTON BRICK CO., INC., BINGHAMTON, N. Y.**

THE intelligent choice of colors to properly blend together and produce an effect in harmony with the character of the building, its style of architecture and its surroundings, is a matter of vital importance. Brick architecture possesses a charm not surpassed nor inferior to any other building material.

**ACME SHALE BRICK CO., INC., BUFFALO, N. Y.**

**SYRACUSE BRICK CO., SYRACUSE, N. Y.**

**CONSOLIDATED BRICK CO., INC., HORSEHEADS, N. Y.**

**JOHN H. BLACK CO., BUFFALO, N. Y.**

**WECKESSER BRICK CO., ROCHESTER, N. Y.**

# THERMOSTAT FOR ROOM COOLERS

A combination of its low voltage Sensatherm thermostat and a relay, designed for window and console type air conditioners, is announced by The Mercoid Corp., Chicago, Ill. It provides close automatic room temperature control of the cooling unit and prevents unnecessary operation of the unit, resulting in long life of the conditioner and low current consumption.

The thermostat turns the conditioner on when room temperature rises above set comfort point, and off when the temperature falls below a set comfort point. The operating differential is ½F, plus or minus. No internal heaters are used. The aluminum cover is finished in alumilite that will last a lifetime.

The transformer-relay provides the 24 volt low voltage current for the thermostat. In principle it functions as a low voltage transformer and at the same time operates as a repulsion relay. It consists of two separate windings—a stationary primary winding constantly energized and a movable secondary winding or coil in which the current is induced by the primary when the thermostat circuit is closed. The closing of the thermostat circuit causes a repulsion action between the two coils, holding the secondary coil in an upward position. Since the mercury switch is fastened to the movable secondary coil, the mercury switch closes its circuit to energize the air conditioner when




repulsion takes place and opens the circuit to air conditioner when the repulsion is released.

The thermostat may be installed in any part of room due to the use of low voltage wiring. The relay can be mounted adjacent to air conditioner or at any point desired.

Sealed mercury contact switches are used. They are immune to dust, dirt or corrosion, thereby eliminating contact cleaning.

Bulletin No. 85 is available.

 *(Continued from Page 17)*

of the other regions, and of those built, more were roofed (93 percent).

*Garages and Carports.*—One interesting finding of the study is the fact that Region 4 leads the Nation in the percentage of garages built during the study period. Eighty-seven percent of Region 4 houses had garages. Only the Northwest (Region 5) is comparable.

*Window and Door Screens.*—Window screens were installed in practically every new house built in Region 4 in the first half of 1950. Nine-tenths of them were full-length, as was the custom in Regions 2 and 5. Half-length screens were popular only in Regions 1 and 3, where they accounted for approximately half of those installed.

**Region 5.—Montana, Wyoming, Colorado, Utah, Nevada, Idaho, Washington, Oregon, and Northern California**

Region 5, the Pacific Northwest and the Mountain States, followed in general the housebuilding pattern of its Southwestern neighbors of Region 4 during the first half of 1950—with two notable exceptions. More than half of the new homes built were equipped with fireplaces, as compared with the national average of 22 percent with fireplaces. Type of roof was the other exception. Hip and flat roofs tied gable roofs for popularity, the only region in which gable roofs did not predominate.

*Number of Rooms.*—Five-room houses were the most popular (49 percent) in Region 5, the only area in the country in which that was true. Four-room houses represented 8 percent of the total and 8 percent—the smallest percentage of all the regions—were of six rooms. Two- and three-bedroom houses were a standoff—53 and 46 percent, respectively.

*Basements.*—While basements and utility rooms were not as conspicuously absent as they were in Region 4, some two-thirds of the houses built in Region 5 had neither. Seventeen percent of the houses had full or partial basements and 20 percent were built with utility rooms.

*Roofs.*—Hip roofs were used in 39 percent of the houses built in Region 5 and flat roofs accounted for 11 percent. The remaining half were gables, a striking contrast to Region 1 with its 96 percent of gable roofs.

*Porches and Terraces.*—As in Regions 2 and 4, porches and terraces were popular with builders in Region 5. Seventy-three percent of the houses were so equipped, 88 percent of those built were roofed.

*Garages and Carports.*—Again like the Southwest, 83 percent of the houses in Region 5 had garages or carports. One change was the fact that 77 percent of the garages built were attached to the house, as compared with 66 percent in Region 4.

*Window and Door Screens.*—Window screens were furnished by the builder in three-fourths of the houses built, but door screens were not, the latter being installed on only 19 percent of the houses. Screening of porches was nonexistent.

**Regional Differences in Installed Equipment**

Not only did these new houses differ from region to region in their design and size, but they differed also in terms of what equipment items customarily were provided by the builder. In some cases houses came completely equipped with stove, refrigerator, and kitchen exhaust fans. In others, houses customarily were sold stripped. Except in the Northwest, however, it would appear that as a general rule the vast majority of new homes fell in this latter category.

It is in Region 1 that new houses most frequently were fully equipped by the builder. Thus, 64 percent of those built during the first half of 1950 were offered with a cook stove installed. Nearly 25 percent had refrigerators and more than a third had kitchen exhaust fans. At the other end of the scale is Region 5 where virtually no new houses were offered for sale with any equipment in them. Only 1 percent had either ranges or refrigerators, and only 13 percent even came with a kitchen exhaust fan. In the other three regions the proportions of equipped houses appeared to range somewhere between 5 and 10 percent of the total although in individual communities the proportion may sometimes run far higher.



# NEW WINDOW PLANT FOR FLEET of AMERICA

Tom Y. Smith, President of Fleet of America, Inc., announces the establishment of a new plant for the manufacture of Fleetlite Windows in Des Moines, Iowa. The new plant will operate as Fleetlite of Iowa, Inc., and will be a subsidiary of Fleet of America, Inc. with home offices at 1405 Dun Bldg. in Buffalo. The new plant, located at 2001 Maple Street, Des Moines 17, Iowa, will house the office for western sales and a complete manufacturing unit for the production of Fleetlite windows.

Fleetlite Windows are complete double hung aluminum windows and are the most complete units offered at the present time. They have complete extruded aluminum frames that carry inside sash, storm sash, screen balancing mechanism and weather-stripping. The sash remain in the window throughout the year. All window problems experienced in the past are solved in this new construction, according to the manufacturer. The upper and lower sash interlock in the center to form a weather-tight joint. The sill blocks wind, rain and dust by means of three steps and four weather-tight contact points. The sides of the sash are held in tight contact to mohair weather-stripping by sponge rubber in the four deep channels of the right hand frame.

This engineered, factory-produced window is shipped to the site in corrugated containers all glazed and ready to install.

Fleetlite Windows come in many sizes and styles with matching picture windows, and save the builders construction time as well as adding modern glamour, convenience and security to new homes.

2 FIFTH AVENUE *(Continued from Page 9)*

to carefully check all placement of reinforcing rods and the mixing of concrete. Since the job was started in mid-summer, and had to be completed before the winter frosts set in, the construction schedule had to be strictly adhered to. The concrete contractor began work on July 2, 1951, and the structure was topped out by Christmas of that year. There are 23 framed floors and thus the contractor averaged approximately a floor per week. A total of 14,800 cubic yards of controlled concrete was used and the maximum poured in a single day reached 403 cubic yards, or 13,000 square feet of floor area. 1,271 tons of reinforcing steel went into the super-structure alone.

The building as finally completed on a 39,000 sq. ft. plot contained 360 apartments, totalling 1300 rooms, with apartments ranging from 2 to 6 rooms in size. There are 200 outdoor living areas, a 150 car garage and five million cubic feet of construction at a cost of $1.18 per cu. ft.

From the time the super-structure was completed, it took another six months to complete the building, and in June of 1952, the tenants started to move in. All in all, from completion of foundations to occupancy, the erection of the building was finished in something shy of a year. One month after completion, the building was 100% rented.

The expediting of construction reflects the abilities of the builder, Samuel Rudin, and his two sons, and the complete cooperation between the architect, engineer and client – plus a sympathetic and intelligent understanding by the N. Y. C. Planning Commission.

*(Continued on Page 38)*

2 FIFTH AVENUE *(Continued from Page 35)*

While the difficulties that beset us at the beginning of this job may have made a portion of the introduction to this article sound bitter, the speed with which the construction progressed, the freedom the client allowed us as architects, and the resultant project have erased all the early resentment. So that today, one short year after its completion, 2 FIFTH AVENUE is a forgotten *cause celebre*. Now it is known only in metropolitan architectural and real estate circles as a very successful, fully rented and even an impressive luxury apartment house.



MARBLE

Two varieties of marble, one quarried this year, one quarried some three thousand years ago, are being called to the attention of New Yorkers, as the Museum of Modern Art completes the installation of marble in its sculpture garden, and the Metropolitan Museum of Art announces that portions of marble from the tomb of Treasurer Sobj-Mose, a minor official during the reign of King Amenhotep III, are being put on display at Boston, the first time any of this ancient marble has been part of a traveling exhibit.

The ancient marble forms the lining of the burying chamber and is the only decorated tomb ever found in the area of Rizeikat, in upper Egypt. It was sold to the Metropolitan by the Egyptian government in 1908, in order that it be properly cared for. Recently the museum, desirous of moving the tomb to a new wing, and anxious to lessen its great weight, sent it to the Miller-Druck Co., Inc., New York City, to be renovated. Here the huge marble slabs were cut to a more manageable thickness, and once this was done it was discovered the slabs were light enough in weight to become part of a loan exhibit for the first time.

The sculpture garden at the Museum of Modern Art, which is being paved with Neshobe gray Vermont marble is the largest such installation in the history of the world, for 136 tons of marble are being used for this purpose. The garden, which measures 175′ x 100′ feet, is designed to provide a variety of areas and backgrounds for the outdoor display of sculpture.



*(See Page 8, this issue)*

*GAS-Service Through The Centuries-Modern As Tomorrow*




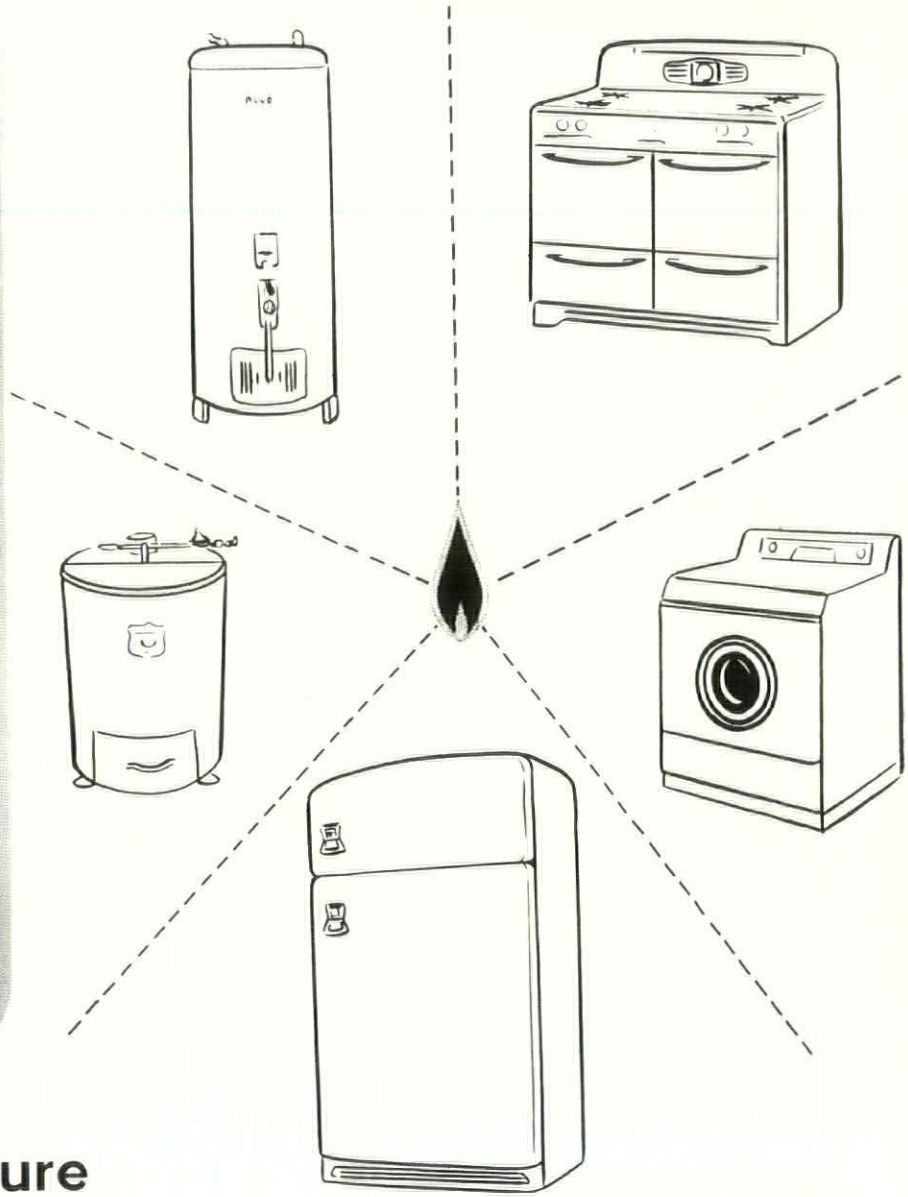

## You Can Be Sure The Appliance Is

# MODERN . . . AUTOMATIC . . . ECONOMICAL

Whether it's for home, industrial or institutional use, there's a gas appliance that will suit the need to perfection. And your client is certain to appreciate the judgement that recommends the installation of gas equipment . . . because gas appliances are completely automatic — cost less to operate — serve with a minimum of care for a maximum of years.

Your Gas Company offers every type of consultant service that will enable you to present complete and detailed plans. For further information contact any of the firms listed below.

IROQUOIS GAS CORPORATION

ROCHESTER GAS and ELECTRIC

THE BROOKLYN UNION GAS CO.

*To Get the Very* **Most for the Money** *You Have to Spend . . .* **Specify**

# LIGHTWEIGHT CONCRETE MASONRY UNITS

***Here is a bird's-eye view of the Dante Housing Project, Buffalo, N. Y. Architects: Backus, Crane, and Love, Buffalo, N. Y. Contractors: John W. Cowper Co., Buffalo, N. Y., and Corbetta Construction Co., New York City. Engineer: James H. DeSerio, Buffalo, N. Y. Lightweight Concrete Masonry Units produced by Anchor Concrete Products, Inc., Buffalo, N. Y.***

**Good, sturdy, economical construction** was built in to the Dante Housing Project in Buffalo, N. Y., one of the largest in the state, when more than 245,000 Lightweight Concrete Masonry Units were used.

It isn't economy alone that makes Lightweight Concrete Masonry Units so desirable in construction of all types.

**Lightweight Concrete Masonry Units are fire-safe,** an extremely important factor in housing construction.

**Maintenance costs are low** because there is nothing in Lightweight Concrete Masonry Units to deteriorate. Because they have an attractive surface texture, they may be left exposed eliminating the need for plastering or painting. Or they may be obtained in various tints and colors.

**These Units have a high value in sound insulating efficiency** when plastered, and **sound absorptive ability** when left exposed, another highly desirable feature in housing projects where sound may be a problem.

**Insulation is built-in** to Lightweight Concrete Masonry Units, protecting rooms from wintry blasts and keeping out summer heat.

**Durability** of Lightweight Concrete Masonry Units has been demonstrated not only in their years of actual use, but in comprehensive tests that have been conducted by many agencies.

**The ease with which these Units may be installed** also cuts construction time and, thus, further reduces costs.

These are just a few of the many advantages of Lightweight Concrete Masonry Units. For complete information about these Units consult any of the members of the New York State Concrete Masonry Association listed below.

**Albany, N. Y.**
Albany Block & Supply Co., Inc.
Ramloc Stone Co., Inc.
**Auburn, N. Y.**
Auburn Cement Products Co., Inc.
**Bedford Hills, N. Y.**
Bedford Hills Concrete Products Corp.
**Binghamton, N. Y.**
Bowen Building Block & Supply Co.
Dinaberg Block Co., Inc.
**Brooklyn, N. Y.**
Nailable Cinder Block Corp.
**Buffalo, N. Y.**
Anchor Concrete Products, Inc.

**Cooksville, Ont.**
Argo Block Co., Ltd.
**Elmira, N. Y.**
Elmira Building Units, Inc.
Latta Brook Corp.
**Hamilton, N. Y.**
Cossitt Concrete Products, Inc.
**Hudson Falls, N. Y.**
Dempsey's Concrete Products
**Inwood, L. I., N. Y.**
A. Pollera & Sons
**Jamestown, N. Y.**
Hildom Cinder Block Co.

**Long Island City, N. Y.**
The Cincrete Corp.
**Lockport, N. Y.**
Frontier Dolomite Concrete Products, Inc.
**Mineola, N. Y.**
Inland Building Block Corp.
**Patchogue, L. I., N. Y.**
Allco Concrete Products Co.
**Rochester, N. Y.**
Comac Builders Supply Corp.
Domine Builders Supply Co., Inc.
Rappl & Hoenig Co.

**Rome, N. Y.**
Cataldo Brothers
**Schenectady, N. Y.**
Dagostino Building Blocks
**Syracuse, N. Y.**
Barnes & Cone, Inc.
Dur-O-Wal Products, Inc.
Paragon Supply, Inc.
**Thorold, Ont.**
Thorold Concrete Block Co.
**Troy, N. Y.**
Standard Block Co., Inc.
**Watertown, N. Y.**
Taylor Concrete Products, Inc.




ESSEX HOUSE, INDIANAPOLIS, INDIANA

MARINE DRIVE APARTMENTS, CHICAGO, ILLINOIS

DANTE PLACE HOUSES, BUFFALO, NEW YORK



QUALITY HILL TOWERS, KANSAS CITY, MISSOURI



MANHATTAN APARTMENT HOUSE, NEW YORK CITY



DARLINGTON APARTMENTS, ATLANTA, GEORGIA

# Concrete Frames and Floors

## ...QUALITY CONSTRUCTION FOR MODERN APARTMENT HOUSES

These buildings show the widely growing use of reinforced concrete frame and floor construction for apartments. There are many reasons for the increasing popularity of this type of construction.

It offers durability, great strength, firesafety and economy. Cost analyses and competitive bids over the country show it saves up to 40% on frame and floor cost. Its moderate first cost, small maintenance and long life add up to ***low annual cost,*** which pleases owners and investors.

For help in designing and building reinforced concrete frame and floor apartment buildings write for your copy of free, illustrated literature. Distributed only in the U.S. and Canada.

**PORTLAND CEMENT ASSOCIATION**

47 MADISON AVENUE, NEW YORK 17, N.Y.

A national organization to improve and extend the uses of portland cement and concrete through scientific research and engineering field work