

Old-House Journal


\$3.95/\$4.95 Canada

RESTORATION TECHNIQUES

MARCH/APRIL 1990

ARCHITECTURAL

SAVING TO THE RESCUE



*****5-DIGIT 94401
302612 WBE 0014E096 02C9
M/J 93
KEITH WEBER BALO
14 S. ELDORADO ST. #CQ
SAN MATEO CA 94401-3235

03



74820 08619 3

**Something old ...
Something new ...
from Vande Hey-Raleigh.**



In response to customer demand, the cold weather tile experts have developed a startling new architectural roof tile guaranteed to perform as admirably now as it has since its introduction many years ago.

The new **STAGGERED** roof tile perfected by us is a replication of a tile used way back when . . . only much better because of our unique manufacturing and installation procedures.

The **STAGGERED** roof tile is available in our shake, slate or brush tile series in any of 20

standard colors or custom colors to match ANY REQUEST . . . no matter the age of the tile.

Our roof tiles are like **NO** other. **NO** maintenance. **NO** growth. **NO** creatures or bugs can live on/among them. And **NO** fire. Ever. Concrete can't burn.

The mid-west's tough weather is easily tamed by our tiles. No worries — ever — about freeze/thaw cycles. And, only our roofs complete any building statement. We are perfection.

Call or write for free catalogs and installation manuals.

VANDE HEY  **RALEIGH**

1665 Bohm Drive

Little Chute, WI 54140


414-766-1181

Old-House Journal

ESTABLISHED 1973




page 28



page 40

page 45



SALVAGE

Architectural Salvage to the Rescue 28
by **J. Randall Cotton and Matt Schultz**

Salvage can mean salvation to the restorer. Here's what you can expect to find and how to put it to good use

Architectural Salvage Sources 36
by **Gregg Carlsen**

An up-to-date sourcelist of salvage yards across the country, and a close-up look at the special offerings in the Midwest

From Cast-offs to Cabinets 40
by **Dale R. Hellegers**

A reader details how she made custom kitchen cabinets from a surplus of salvaged shutters

Early Colonial Revival 45
by **James C. Massey and Shirley Maxwell**

In the late 1800s, patriotic sentiment and a nostalgic yearning for our colonial past ushered in this still-popular architectural style

The Case of the Missing Capitals 51
by **Kenneth D. Collister**

To replace two porch-column capitals, the author molded copies in polyester fiberglass. Here's how

Queen Anne Restoration: A Royal Tribulation 58
by **Suzanne La Rosa**

Old-house living – and a happy use for salvage – in Lansdowne, Pennsylvania

Colonial Revival Interiors 63
by **Patricia Poore and Jeff Wilkinson**

Confused about "Colonial" furnishings? Here's guidance, with a look at original rooms from the height of the revival

continued on next page

Cover: An 1878 Italianate house from Painted Ladies: San Francisco's Resplendent Victorians by Morley Baer, Elizabeth Pomada, and Michael Larsen. Reprinted by permission of the publisher, E.P. Dutton.

CONTENTS

DEPARTMENTS

Editor's Page <i>Six preservation groups win OHJ awards</i>	4
Letters <i>More time capsules and a log-house lesson</i>	6
Ask OHJ <i>To hot mop or not, and what to do about ivy-covered walls</i>	16
Restorer's Notebook <i>Reader suggestions for stripping a tin roof and making stencil templates</i>	20
Who They Were <i>The triumvirate of classicists who fueled the Colonial Revival</i>	22
Outside the Old House <i>On re-creating a period garden with trees</i>	26
Old-House Mechanic <i>Tooling up for salvaging</i>	70
Restoration Products <i>A new furniture rejuvenator and an enamel paint that lasts</i>	74
Historic House Plans <i>Send-for blueprints with Colonial Revival integrity</i>	82
Good Books <i>Princely principles for architecture and a look at a century of lighting</i>	94
Restoration Services <i>New this issue, a helpful listing</i>	100
Emporium <i>From activities and events to old houses for sale</i>	102
Products Network <i>A round-up of informative brochures to order</i>	115
Advertisers' Index <i>An at-a-glance listing</i>	119
Remuddling <i>A "bosed" house in Rutland, Vermont</i>	120
Vernacular Houses <i>Later Dutch houses of the lower Hudson Valley</i>	122



EDITOR AND PUBLISHER **Patricia Poore**

EDITORIAL DIRECTOR **Suzanne La Rosa**
SENIOR EDITOR **Gordon H. Bock**
PRODUCTION EDITOR **Cole Gagne**
ASSOCIATE EDITOR **Jeffrey Wilkinson**
EDITORIAL ASSISTANT **Lynn Elliott**

CONTRIBUTING EDITORS **John Leeke**
Sanford, Maine
J. Randall Cotton
Philadelphia
Jonathan Poore
Gloucester, Mass.

CONTRIBUTORS **James C. Massey & Shirley Maxwell**
Strasburg, Virginia
Scott Kunst
Ann Arbor, Michigan

DESIGNER **Marshall Moseley**

OFFICE MANAGER **Julie Stocker**
CUSTOMER SERVICE **Jeanne Baldwin**
ASSISTANT TO THE PUBLISHER **Brian Jacobsmeyer**

CIRCULATION DIRECTOR **Rosalie E. Bruno**

ADVERTISING DIRECTOR **William J. O'Donnell**

NATIONAL SALES MANAGER **Becky Bernie**
ADVERTISING PRODUCTION MGR. **Ellen Higgins**

PRODUCTION ASSISTANT **Joanne Orlando**
SALES ASSISTANT **Annemarie Mullan**

OLD-HOUSE JOURNAL

ISSN 0094-0178 Published bimonthly for \$21 per year by Old-House Journal Corporation, 435 Ninth Street, Brooklyn, NY 11215. Telephone (718) 788-1700. Subscriptions in Canada \$29 per year, payable in US funds.

Subscriptions 800-888-9070
Subscription service 800-234-3797
Back issues 718-788-1700
(\$4.95 per copy if available)
Advertising 508-283-4721

Second-class postage paid at Brooklyn, New York, and additional mailing offices. POSTMASTER: Send address changes to Old-House Journal, P.O. Box 58017, Boulder, CO 80322-8017.

We are happy to accept editorial contributions to the Old-House Journal. Query letters that include an outline of the proposed article are preferred. All manuscripts will be reviewed, and returned if unacceptable. However, we cannot be responsible for non-receipt or loss - please keep copies of all materials sent.

Printed at the Lane Press, South Burlington, Vermont

©Copyright 1990 by Old House Journal Corporation.
All rights reserved.

the standard of quality since 1860

SCHWERD'S wood columns



No. 140 Scamozzi



No. 141 Roman Ionic



No. 142 Greek Ionic


COLUMNS
— Schwerd columns are durable. Our 100+ years of experience in manufacturing wood columns has proven that the durability of a wood column depends upon the strength of the joint and the quality and thickness of the wood.



No. 150 Roman Corinthian



No. 152 Temple of Winds



No. 144 Modern Ionic

Schwerd column construction was developed to meet each specific requirement. The wood is the highest quality, thoroughly seasoned Northern White Pine. The pride of craftsmanship and skilled techniques acquired by 100 years of specialized experience is applied. The resulting product is a "Schwerd Quality Column" specified by architects with complete confidence. Both standard and detail columns can be furnished from 4 in. to 50 in. in diameter and up to 35 ft. in length with matching pilasters.

If you are one of our old customers during the many years since our beginning

in 1860, you know our product; if not, send us your inquiries and orders and join our list of satisfied customers.



■ SEND FOR OUR FREE CATALOG ■

Schwerd's complete aluminum bases for 8, 10, 12, 14, 16, 18, 20, 22, 24, 26, 28, and 30 in. dia. columns.

Schwerd's - Aluminum ventilated plinth and aluminum turned member base are manufactured of thick metal and are recommended for all exterior columns in the above diameters to provide a maintenance free, seamless base which is guaranteed against deterioration for a lifetime.



A. F. SCHWERD MANUFACTURING COMPANY
telephone: 412-766-6322
3215 McClure Avenue Pittsburgh, Pa. 15212



OHJ AWARDS GRANTS

At *Old-House Journal*, we've been sharing subscription revenue and awarding grants to preservation groups since 1981. The grand total so far: close to \$200,000. And this year we'll be at it again — with your help.

How our program works: Any preservation board, block association, civic council, historical society, or like-minded group qualifies to sell subscriptions. All you have to do is submit a dozen or more subscriptions at once to earn the special rate. Your *members* benefit because the group subscriptions are discounted — \$18 each instead of \$21. Your *organization* benefits because it keeps half the money collected, or \$9 per sub. And *OHJ* benefits because we reach interested readers without the expense and waste of direct mail. (People tell us that having all those new *OHJ* subscriptions in town raises consciousness, too.)

Then, every year, we award six \$1000 unrestricted grants to groups selected from the pool of participants. (See our 1989 grant winners noted in the box on this page.) The first grant goes to the group who sold the most subscriptions in the previous 12 months. The other five are chosen by lottery.

Where the money goes: Letters

from all over the country tell us that the money has been used for everything from mundane necessities to heroic rescues. In years past, we heard about seminars organized for local real-estate agents ("if it has a Mansard roof, it's not a Colonial. . ."); revolving funds for strapped renovators; and a plan for the rehabilitation of one community's Main Street.

- Congratulations to the 1989 Winners. . .**
- Gifford Park Assn. Elgin, Ill.
 - Atlantic Highlands Historical Soc. Atlantic Highlands, N.J.
 - Downtown Neighborhood Assn. Granite City, Ill.
 - Freeport Old House Soc. Freeport, N.Y.
 - Friends of Historic Albany Albany, Ore.
 - Sherman Hill Assn. Des Moines, Iowa

1. An OHJ grant awarded to the Greater Hartford Architecture Conservancy (Conn.) helped pay the cost of an expanded issue of their newsletter during the group's annual Old House Fair.
2. The New Baltimore Historical Society in Michigan is still raising money for the restoration of the Grand Pacific House, a one-time hotel built in 1881 (shown in an early photograph). Their OHJ grant will pay for a chandelier — or a high-tank toilet.
3. Preservation-minded notecards for fund-raising in Joplin, Missouri, were paid for by a grant.

In Vallejo, California, a grant last year went toward a fund to have chainlink fences replaced with more appropriate ones. The same group put part of the money toward relocating a doomed Gold Rush-era building. And at the University of Georgia, a group used their 1988 grant to buy books on historic preservation for a students' reading room.

Join in! The OHJ Group Subscription and Grant Program is doing a worthy job for preservation groups. And interest in our program is still going strong. So we're renewing it in 1990. Call Jeanne for details and subscription forms: (718) 788-1700.

Antucia Fone

Antique Heart Pine Flooring
Original growth Southern Longleaf Pine
Quality assured.

GOODWIN
LUMBER COMPANY

Rt. 2, Box 119-AA, Micanopy, FL 32667
(904) 373-9663

Lapham-Patterson house in Thomasville, Georgia

MAC THE ANTIQUE PLUMBER

Up To 20% Off 1st Order

ANTIQUE PLUMBING SUPPLIES FOR THE ENTIRE HOME

Mac The Antique Plumber carries the best and largest selection of antique plumbing supplies in the world... and other places, too! Our catalog features over forty pages of plumbing supplies including leg tub shower enclosures, high and low tank toilets, sinks, and a variety of bathroom accessories; seven pages of lighting fixtures; nine pages of hardware; and, eight pages of garden decorations. In all, over 1200 different products are featured in our full-color 72 page catalog.

Forget the rest, we're the best.

We will match or beat any advertised price, guaranteed.

MAC THE ANTIQUE PLUMBER


885 57th Street, #OHJ Sacramento, CA 95819

(916) 454-4507

Catalog \$6 (Refundable on first order)

Fine Homebuilding


Straight talk about building and remodeling houses...



from people who know.

Fine Homebuilding

Structures • Building • Interiors • Costing • Construction • Restoration • Remodeling



The only home-building magazine where professional builders and active homeowners get together. *Fine Homebuilding* covers the whole field of residential construction.

- Fundamental frame carpentry
- Trim and finish carpentry
- Floors and walls
- Concrete and masonry construction
- Tools and materials
- Houses on a budget
- Environmental impact concerns
- Energy-efficient designs
- Historic home preservation

Fine Homebuilding brings its readers the kind of in-depth, technical information they'll find nowhere else. In addition to six regular bimonthly issues, each Spring we bring you our annual issue on unique homes, *Houses*. *Fine Homebuilding* gives you the information you'll need to get the job done right.

Try a risk-free subscription to *Fine Homebuilding*. It may just be your most useful tool. A full year (seven issues) is just \$26.00. Fill out the coupon below or call our toll-free number 1-800-888-8286. We guarantee satisfaction, so you have nothing to lose.

PHAP

Act Now... Save \$8.65 off the regular newsstand price

Please enter my risk-free, one-year subscription to *Fine Homebuilding* for just \$26 (\$30 for a foreign subscription). If I'm not completely satisfied, I understand that I can always cancel my subscription at any time and receive a full refund.

Name _____

Address _____ City _____

State _____ Zip _____

Please bill me Check enclosed MasterCard Visa Am Ex

I am: 1. a homeowner 2. a professional builder 3. an architect 4. other

Charge Card # _____

Signature _____ Exp. Date _____

Please make checks out to The Taunton Press. U.S. funds only.
Send this coupon to: The Taunton Press, 63 South Main Street, P.O. Box 5506, Newtown, CT 06470-5506. Or, call our toll-free customer service number, 1-800-888-8286.

Maine Log Houses

Dear OHJ:

I enjoyed J. Randall Cotton's article, "Log Houses in America," in the January/February 1989 *OHJ*. However, his understanding of log houses in Maine is incorrect. In the building census of 1766 for one part of one town in Maine (the east side of Pownalboro), 60% of the inhabited houses are "Logg Houses."

This situation is by no means unique; I have two other census tracts covering other towns in mid-coast Maine, which show the same results. I have identified two standing log houses: Both were built in the 18th century and neither are in areas covered by the census tracts mentioned above. The logs in the standing structures are squared, of varying heights, and have dovetailed corners.

The Maine Historic Preservation Commission has identified a half-dozen early-19th-century log structures in the inland hills of Maine. I believe at least one of them is in the process of being listed in the National Register.

— Les Fossel
Alna, Maine

Randy Cotton contacted Roger Reed of the Maine Historic Preservation Commission to learn more about log houses in that region. Below are some of Mr. Reed's findings.


"There was a much greater tradition of log buildings in this state than generally has been supposed. There were two quite separate and distinct traditions: one for the northern part of the state on the Canadian border, and one for southern Maine. In neither case has enough survey work been done to know how prevalent log buildings in each region were. I can make a few observations by way of a supplement to your excellent article.

"The St. John River Valley along the Canadian border was settled by French Canadians in the 18th century. A large section of this population was incorporated into Maine as a result of the treaty of 1842. It was recorded at the time that many of these settlers lived in small houses built with square timbers. This tradition continued well into the 19th century. In the same region of what is now Aroostook County, a second

period of log building developed in the 1870s. This time, Swedish immigrants were encouraged by the State to settle that section of the county. Their log buildings were built in the Scandinavian tradition, with dovetail notches and log walls extending right up into the gable end. A large number of these houses still survive, and there is at least one two-storey barn.

continued on page 8

Time Capsules



The Boones found these drawings from the naughty '40s on a wall in their carriage house. "The pictures continue to be preserved under new wallpaper," Jim assures us.



Dear Patricia:

Just read your wonderful article about time capsules [*"Old-House Living," January/February 1990 OHJ*]. We have found signatures of the wallpaper hangers as well as some wonderful "Deco" drawings of nudes on our walls. (They were done at a New Year's Eve party in 1941 by Donald Reichert, who later became director of the George Walter Smith Museum in Springfield, Massachusetts.) Anytime we open and reclose a space, we leave pictures, notes, and papers behind.


One thing not mentioned in any of your letters: the importance of putting back what you have found. Each of us is only a temporary caretaker of our home. We may enjoy what others have left — be it scraps of paper or the whole house — but we should replace these things so that, in another generation, not only our capsules can be found, but also those that were left for us.

Keep up the great work.

— James A. Boone
Springfield, Mass.

BRINGING THE PAST...

HISTORY WORTH REPEATING



Request our catalog.



REJUVENATION LAMP & FIXTURE CO.

901 S N. SKIDMORE PORTLAND, OREGON 97217 (503) 249-0774

INTO THE PRESENT

Classic Decorator Wood Mantels.



Add elegance to a new or existing fireplace with a handcrafted wood mantel. 26 styles — from Louis XV to Williamsburg Colonial to Modern.

Readybuilt's line of mantels have 50 x 37½ in. wood openings for 36 x 30 in. fireplace openings. Special size mantel and tops are available.

Send for FREE brochure. Readybuilt Products, Dept. OHJ, 1701 McHenry St., Balto., MD 21223. (301) 233-5833 Weekdays 9-4:30

In addition to our wood mantels, we manufacture heater fireplaces, facings and gas/electric logs.



THE LIBRARY PANEL

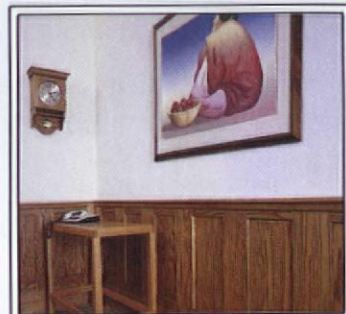
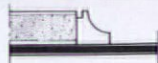


Natural Oak stile and rail paneled walls have always offered the definitive statement of formal elegance. The custom nature of these installations have made them one of the more expensive design options. By standardizing the panel format, and using veneered stiles and rails, States Industries' *LIBRARY PANEL* has greatly reduced both the materials cost, and the installation time.

Sliced domestic Red Oak veneers, trimmed with solid Oak mouldings combine to create a panel with the quality and integrity of a completely site built installation, at a fraction of the cost.

With the addition of existing base and crown moulding patterns, you can create a look that is as spartan or elaborate as desired.

Stiles and rails are laid out on 16" by 32" centers with sufficient trim margins to permit custom fitting to virtually any room dimension. Panels are furnished square edged, sanded and unfinished, to facilitate custom finishing in place. Because these panels are jig assembled by hand, optimum grain and color match is achieved. Butt joints and moulding miters are excellent.



Wainscoting, boxed columns, accent walls, as well as a variety of furniture components, are easily cut from the basic 48" by 96" by 11/16" panel.

With the *LIBRARY PANEL* from States Industries you can create an atmosphere of warmth, stability and prestige on a modest budget.

states
INDUSTRIES, INC.

P.O. Box 7037 Eugene, Oregon 97401

(This product formerly marketed as The Estate Panel.) 1-800 537 0419

LETTERS

continued from page 6



"The Anglo-Saxon tradition in southern Maine is less well documented. Certainly there were 'garrison houses' built of logs in the 17th and 18th centuries, and Les Fossel has uncovered evidence of log houses in Lincoln County. A few years ago we listed another log house in the National Register in western Maine:

the Levi Sargent House in Otisfield, built about 1812.

"Nineteenth-century town histories also suggest that log construction was more prevalent than was supposed. An 1804 history of Waterford, in southern Maine, records that that town had 107 houses. Six were two-storey, 86 'low framed,' and 15 were

Log-building in Maine's New Sweden, circa 1880: Left, the Larsson-Ostlund House, a 2½-storey structure now in the National Register; below, a modified half-dovetail notch found in some log houses of this region.



courtesy Maine Historic Preservation Commission

log. This may reflect the typical proportion of frame to log houses by the early-19th century, which is why we know so little about this vernacular tradition in New England."

continued on page 10

LOOKING FOR "INVISIBLE" STORM WINDOWS?

HERE THEY ARE!

Historic
Property Owners
Renovation Contractors
Commercial Buildings

You will see the energy savings
Not the Storm Windows

Match Any Color
Match Any Shape
Inside or Outside Mounted
Inside or Outside Removable
Screen and Glass
Fixed-Magnetic-Sliding-Lift Out
Unlimited Possibilities


ALLIED WINDOW, INC.
2724 W. McMICKEN AVENUE, CINCINNATI, OHIO 45214

(800) 445-5411 (513) 559-1212

FAX: (513) 559-1883

Where custom work is standard...

architectural antiques • balustrades • bars • fixtures • beveled glass • brackets • cabinets • chandeliers • columns • custom woodwork • lighting • design • display cases • doors • entryways • exterior lighting • fountains • mantels • french doors • garden structures • gargoyles • gates • grates • keystones • light fixtures • mail boxes • mantels • marble sinks • mirrors • objects d'art • palladian windows • plaques • porch posts • railings • stone • street lamps • teller cages • sinks • skylights • stained glass • urns • wainscoting • windows



Great American Salvage Co.

Architectural Antiques

Artifacts and Building Materials
From Another Place and Time


3 Main Street
Montpelier, VT 05602
(802) 233-7711

34 Cooper Square
New York, NY 10003
(212) 505-0070

led glass • brackets • cabinets • design • display cases • doors • mantels • french doors • garden • keystones • light fixtures • mail objects d'art • palladian windows • sinks • skylights • stained glass • urns • wainscoting • windows • led glass • brackets • cabinets • design • display cases • doors • mantels • french doors • garden • keystones • light fixtures • mail objects d'art • palladian windows • sinks • skylights • stained glass • urns • wainscoting • windows • led glass • brackets • cabinets • design • display cases • doors • mantels • french doors • garden • keystones • light fixtures • mail objects d'art • palladian windows • sinks • skylights • stained glass • urns • wainscoting • windows

architectural antiques • balustrades • bars • fixtures • beveled glass • brackets • cabinets • chandeliers • columns • custom woodwork • lighting • design • display cases • doors • entryways • exterior lighting • fountains • mantels • french doors • garden structures • gargoyles • gates • grates • keystones • light fixtures • mail boxes • mantels • marble sinks • mirrors • objects d'art • palladian windows • plaques • porch posts • railings • stone • street lamps • teller cages • sinks • skylights • stained glass • urns • wainscoting • windows

THE CLASSIC BATHROOM



NOW ON SALE!!!!
NEW CLAWFOOTED TUBS
ENAMELED CAST IRON
Was \$1595 Now \$1095
\$1595 with shower system as shown

*Shower Systems and
Enclosures,
Tubs and Sinks,
Antiques and Accessories,
Many Styles*

BESCO PLUMBING

Showroom: 729 Atlantic Avenue • Boston, MA 02111 • RS12

Telephone: 617-423-4535 Fax: 617-423-6255 Out of state: 1-800-344-3656 In Massachusetts: 1-800-696-BATH

Call or write for our catalog \$5.00 (refundable with purchase over \$100.00)

continued from page 8

Let There Be Lights

Dear OHJ:

I read with great interest your comments on light bulbs with decorative filaments in the November/December 1989 "Ask OHJ."

It's true that Durolite no longer makes the bulbs, but they are still being manufactured overseas. Our company carries a full line of flowers and other designs in several sizes. The new bulbs are neon, like the bulbs in your reader's inquiry, and will last for many, many years. They draw very little electricity and are always cool to the touch.

The bulbs vary in price from \$5.95 to \$9.95 plus \$1.75 shipping. We also sell in wholesale quantities with discounts for school groups and non-profit organizations. These bulbs have been successful as fund raisers.

Thanks for the article. It's nice to see a unique, time-tested product recognized and remembered.

— Patricia Stammer
Lux Deluxe
885 K Street
Arcata, CA 95521
(707) 822-4786



Some bulbs offered by Lux Deluxe.



Durolite company of New Jersey in the '60s. These bulbs first appeared in the '30s, with about 100 known designs. The bulbs have gone out of production at Durolite, but not by us. Our company handles a variety of designs and we have no thoughts of discontinuing them.

— Cindy Chipps
Loyal-T-Lites
1144 Brooks Hill Road
Brooks, KY 40109
(502) 955-9238

Correction

In "Architectural Iron Sources," page 28 of our January/February 1990 issue, we inadvertently gave the Fax number for Hardware + Plus instead of their phone number. You can call the company at (214) 271-0319.

continued on page 12

ALL YOU NEED TO KNOW ABOUT BOISERIES, CARVINGS, MOULDINGS, FIREPLACES & WALL UNITS IN ONE HELPFUL 56 PAGE CATALOG.



If you get involved in any of the above then you will find this catalog most helpful. Send for your copy today.

Catalog \$10, deductible from first order.

NAME _____

COMPANY _____

ADDRESS _____

CITY _____

STATE _____ ZIP # _____

Video Tape Send \$20.00 (refundable)

ANTHONY LOMBARDO, PRES.,
ARCHITECTURAL PANELING, INC.

979 THIRD AVE., D & D BUILDING, NEW YORK, NY 10022
212-371-9632 • FAX: 212-759-0276



FUNNY, IT DOESN'T LOOK LIKE A THERMOSTAT.

Glen L. Lindberg Architects, Mpls. ©2007 Copyright © Andersen Corporation 1990. All rights reserved.



You're looking at an Andersen® High-Performance window. It detects radiant heat and restricts its flow through the glass while it lets the sun's natural light into your home.

It also saves you money, because it's 33% more energy efficient during the heating months than an ordinary double-pane window. And 13% better in even the hottest of summers.

For homes with intense sun

exposure, we offer Andersen® High-Performance Sun windows that reduce the sun's heat over two times better than single-pane windows. So no matter where you live, you can stay comfortable when the weather isn't.

To learn more, see your Andersen® window dealer listed in the Yellow Pages, call 1-800-426-4261, or use the coupon. And spend less time adjusting your other thermostat.

Come home to quality.
Come home to Andersen®

Send me free literature.
I plan to build remodel
 replace.



Name _____


Address _____

City/State _____ Zip/Phone _____

Mail to Andersen Corp., Box 12, Bayport, MN 55003

continued from page 10

Fan Mail



Dear Editors:

Best issue ever!

— Sarah Seymour
Darien, Conn.

"Stick" Style?

Dear OHJ:

This is a belated comment on your sidebar about the Stick Style in the September/October 1989 *OHJ*. The term "Stick Style" was coined by Vin-

cent Scully. Professor Scully saw the style as essentially American, with the characteristic exterior patterns as expressions of the wood framing within.

Later research has shown that this style was actually dependent on contemporary trends in Europe, particularly a rising interest in chalets — Swiss, Bavarian, and Austrian. The stick patterns seldom if ever correspond to the structural framing and resembled half-timbering intentionally, not coincidentally as you suggest. Sarah Bradford Landau wrote cogently about this in "Richard Morris Hunt, the Continental Picturesque, and the 'Stick Style,'" *Journal of the Society of the Architectural Historians*, October 1983. While she graciously conceded that the term "Stick Style" is evocative and firmly entrenched, she made clear that we would be better off abandoning it for

something more accurate.

I propose a reform to our stylistic terminology by saying "Chalet Style" or perhaps "Victorian Chalet Style" instead of "Stick Style," particularly when referring to architect-designed houses.

— Esley Hamilton
University City, Mo.

Northern Lights

Dear Editor:

Re: "Authentic Bay Windows," September/October 1989 *OHJ*, p. 29: "a bay window . . . would be almost worthless on the north side." I say NOT so. Simply make it bigger to catch more light. A particularly fine bay window comes to mind, on the north side here in swampland.

— James Powers
Architect

Houston, Tex.

continued on page 14



Tri-Guards corner protectors . . . because anything less wouldn't be enough.

Rob Dugal lives in Frank Lloyd Wright's "Nathan Moore" house. And he's the first to acknowledge that his wheelchair can be rough on the century-old wall and corner woodwork of this architectural landmark.

So when the Dugals decided to protect their home's irreplaceable interior, they didn't cut corners. They chose Tri-Guards. Here's why:

- Tri-Guards are clear to the point of near invisibility.*
- Only Tri-Guards are made of Lexan®; the toughest, most durable plastic available.
- Tri-Guards are quick and easy to install. And all mounting hardware is included.

Whether it's a private residence or a commercial structure, your building can benefit from the superior protection of Tri-Guards corner guards.

Because when you consider the cost and consequences of high-traffic damage, anything less than the best is really nothing worth considering.

Tri-Guards®

TG42 953 Seton Court, Wheeling, IL 60090 (708) 537-8444

The leading edge in protection technology.

*Tri-Guards are also offered in a wide variety of stock and custom-matched opaque colors.
© Lexan is a registered trademark of the General Electric Company

Ole Fashion Things

Plumbing Supply




Lavatory Bowls
Victorian-Style Washstands
Pedestal Sinks • Plumbing Hardware
The Unusual in Plumbing Fixtures

Showroom Hours: Tues.-Sat. 10 a.m.-6 p.m.
402 S.W. Evangeline Thwy.
Lafayette, Louisiana 70501

Color Catalog: \$3.75
For Info: 1•318•234•4800
To Order: 1•800•BATH WORLD

LIGHTING ART



The crowning touch to your special home will be the timeless beauty of our wood and stained glass fixtures. ▸ Handcrafted from cherry, maple and walnut in a palette of glass hues and patterns, each fixture is a work of art that will grace your home for a lifetime. ▸ Ask for a free brochure or send \$3.00 for our design portfolio of wall sconces, hanging lanterns and chandeliers.

TEL: 612-424-1158
800-328-9493

10650 County Road 81
Maple Grove, MN 55369



Antique Longleaf Pine Flooring. For your fine restoration or remodeling work.

This unique product is prized for its lasting hardness and stunning beauty. Once plentiful in the Southeastern United States, the supply of this historic lumber is now limited. It is carefully retrieved from pre-1900 factories and warehouses around the country and carefully kiln dried by fine craftsmen.

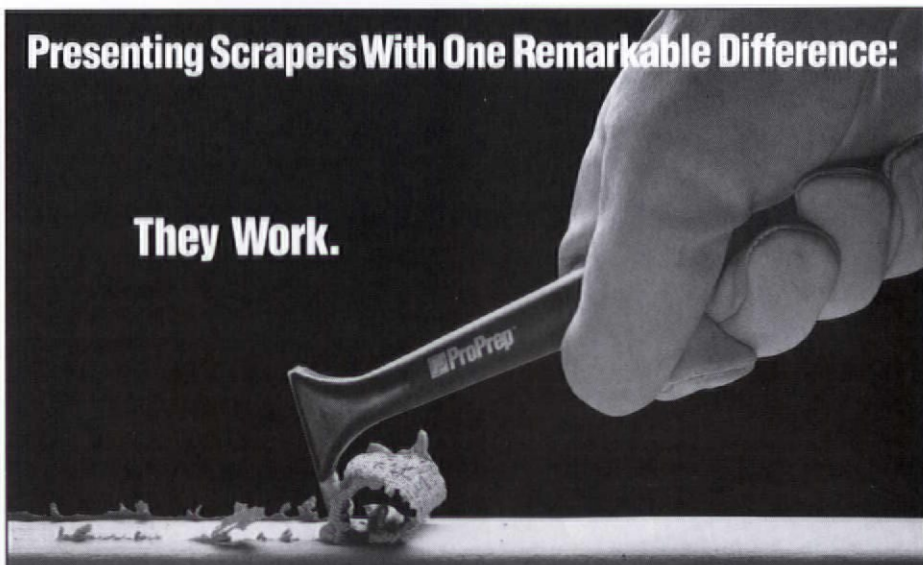
If historic accuracy is important to you, choose Mountain Lumber—the first choice of our forefathers is the first choice today. Quality and service are our trademarks. Also available through your interior designer or architect.

P.O. Box 289 OHJ
Ruckersville, Virginia 22968
1-800-445-2671
FAX: 1-804-985-4105

MOUNTAIN LUMBER

Presenting Scrapers With One Remarkable Difference:

They Work.



To fully appreciate ProPrep scrapers, just spend a few minutes scraping paint with a conventional scraper.

In our case, 40 years of doing it professionally was more than enough. We knew there had to be a better way.

Our solution: design our own scraping tools. Tools so advanced, so efficient, they'll outperform any other scraper on the market.

ProPrep's advanced design makes quick work of the toughest jobs. Removes heavy paint build-up, and gets into the tightest corners.

Sound too good to be true? Then call us today for more information. (800) 255-4535

ProPrep. No other scraper looks like it, or works like it™.



10 Interchangeable Stainless Steel Blades

© 1989 NAC Industries Inc.

LETTERS


continued from page 12

Painted Screens

Dear OHJ:

Barbara Anderson's painted screen door ["Letters," *January/February 1990 OHJ*] is very much part of a popular Victorian decorative tradition that has its roots in early-18th-century England. Such window and door screens were featured in hardware catalogues by 1850 for commercial and residential use. But as early as 1775, they were being offered in Charleston, South Carolina, by enterprising artists. Originally, early screening was painted to prevent rust; eventually, it became yet-another layer for the extensively decorated home of the period. But by 1905, the practice was considered to be in very poor taste.

I would be happy to examine a photograph of Ms. Anderson's screen. (The secret to a successful photo ses-



The (painted-)screen door of an East Baltimore rowhouse.

sion is to place a black background behind the image and light it from the front.) I would also refer inter-

ested parties to my doctoral dissertation, "The Painted Screens of Baltimore: Decorative Art, Folk Art," available on interlibrary loan from the University of Pennsylvania or University Microfilm of Ann Arbor, Michigan.

In Baltimore, we continue to keep the tradition alive through the Painted Screen Society, a non-profit educational institution that sponsors workshops, exhibitions, apprenticeships, and classes. For membership information or for a copy of the award-winning documentary film *The Screen Painters* (in 16-mm or VHS format), contact the Society at P.O. Box 12122, Baltimore, MD 21281.

— Elaine Eff

Maryland Department of Housing and Community Development
Cultural Conservation Program
Annapolis, Md.

WHEN IT COMES TO REPLACEMENT WINDOWS, CLOSE DOESN'T COUNT.



You need a window that doesn't fit like you need a hole in the wall. But if you have a non-standard opening, that's exactly what you get with most replacement windows. Instead of messing with fit kits and extenders, why not specify the brand of window that's made to order, so it fits exactly right, right from the start. Every Marvin window is carefully constructed by hand to your specifications, regardless of shape, size or style. Standard or custom. For more information about Marvin replacement windows, return the coupon below or call toll-free **1-800-346-5128** (In MN, 1-800-552-1167, In Canada, 1-800-263-6161).

Send to: Marvin Windows, Warroad, MN 56763

Name

Address

City State Zip

Phone

OHJ-8098-3

MARVIN WINDOWS
ARE MADE TO ORDER.



THE MIDWEST'S
LARGEST SOURCE
FOR ARCHITECTURAL
ARTIFACTS

Housed in an 85,000 square foot space, Salvage One's inventory consists of 11,000 interior and exterior doors and entryways, 1,200 fireplace mantels in wood, marble, slate and iron, period decorative hardware, iron fencing, pedestal sinks and tubs, stained and beveled glass, terra cotta and garden statuary, period bars, cabinetry, paneled rooms and much more.

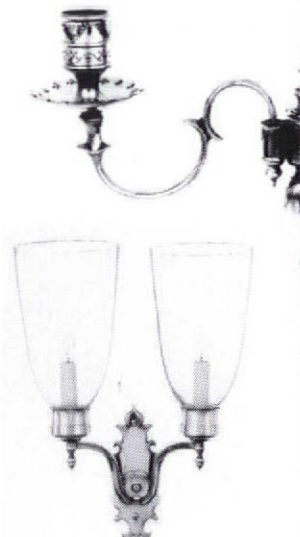

We are always interested in acquiring fine architectural property.

SALVAGE ONE
ARCHITECTURAL ARTIFACTS

1524 South Sangamon Street
Chicago, Illinois 60608
(312) 733-0098 FAX (312) 733-6829
Tuesday-Saturday, 10:00 a.m.-5:00 p.m.

HISTORIC LIGHTING


REPRODUCTIONS FOR
ALL RESTORATIONS



REPAIRS TO, OR COPIES OF,
YOUR METAL ORIGINALS.
Call or write for details and our FREE
MINI-CATALOG. Or send \$5.00 for
our complete catalog.

BALL and BALL
Finest Quality Reproductions
463 W. Lincoln Hwy.
Exton, PA 19341
(215) 363-7330

Wood Air



These strong durable vents are made from over 40 different select woods in 57 standard sizes in 6 different style configurations.



Transform ordinary glass into elegant leaded glass...in minutes — Do-It-Yourself
Available in 3 colors and various widths.

Send \$3.00 for catalog to (refundable with purchase):

TRIARCO, INC.
317 E. Adrian Street PO Box 66
Blissfield, MI 49228

THOS. K. WOODARD
AMERICAN
ANTIQUES & QUILTS

835 MADISON AVENUE DEPT. OHJC, NEW YORK, N.Y. 10021 (BETWEEN 69TH AND 70TH STREETS) (212) 988-2906




WOODARD WEAVE™
Classic American Woven Rugs

Room-size area rugs and runners
Catalogue \$5.00

UNITED House Wrecking

Architectural Artifacts

We have on hand at all times a large selection of both antique and fine reproduction decorative architectural elements. If you are building, restoring, renovating, designing or decorating we're your best source.



Doors

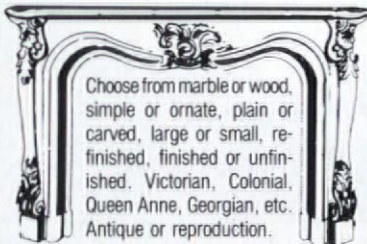
An excellent selection of antique and reproduction interior and exterior doors in oak, pine and exotic woods. Many with beveled, stained glass inserts.



Stained Glass

A fabulous collection of more than 300 pieces hand picked by our buyers both here and abroad. All sizes, colors and shapes . . . windows, panels, doors, lights, screens. Must be seen!

Mantels



Choose from marble or wood, simple or ornate, plain or carved, large or small, re-finished, finished or unfinished. Victorian, Colonial, Queen Anne, Georgian, etc. Antique or reproduction.



Plumbing Fixtures

Pedestal sinks, claw-footed tubs, lavatories, plus a good selection of old and reproduction fittings.



Victorian Gingerbread

Salvage and reproduction. Scrolls, fans, grilles, corbels, posts, brackets, spindles, fretwork. Also cast iron pieces.

Lighting Fixtures

A wide variety of antique chandeliers, wall lights, street lights and other lighting fixtures. Hundreds to choose from.

Open 9:30 to 5:30 Monday thru Saturday. Open Thursday evenings til 8:00. Tel. (203) 348-5371. Send for Literature.

United House Wrecking
535 Hope Street, Stamford, CT 06906

ASK OHJ

Hot Mop or Not?

Q *I have two 1880 commercial buildings with flat roofs. The roofs are good but need minor repairs. Will "hot-tar mopping" extend the life of the roofs, or is it a waste of money?*

— Mary Ann Brooks
Platte City, Mo.

A There are two types of flat roofing in common use today. First is "built-up roofs" (BUR), made of alternating layers of roofing felt and a bitumen mastic. This has been the standard roofing method for flat commercial roofs for decades. The roofs usually have a useful life of 15 to 20 years (30 to 40 years maximum). You should consider as temporary any repairs or treatments to a BUR older than 15 or 20 years. These repairs may last three weeks or three years — it depends on the condition of the roof beneath. (See the April 1983 *OHJ* for one repair method.)

The second type is membrane roofing, in which a single sheet of synthetic material, $\frac{1}{16}$ inch thick, covers the whole roof. One such material is modified bitumen, which comes in rolls three to four feet wide; it is more repairable than other synthetic films. Other commonly used synthetic materials include EPDM (ethylene propylene diene monomer), PVC, and Hypalon. EPDM comes in single sheets as wide as 40 feet, but may not be compatible with adjacent asphalt roofs. (It usually lasts longer than other types.)

Hot mopping an old BUR roof would be worthwhile only if it were all you could afford. If your roof is 20 years old or older, hot mopping should be regarded as a very temporary measure until you can reroof.

Weathered Wood

Q *I've just bought a house, built before 1920, which has gone so long without paint that it has weath-*

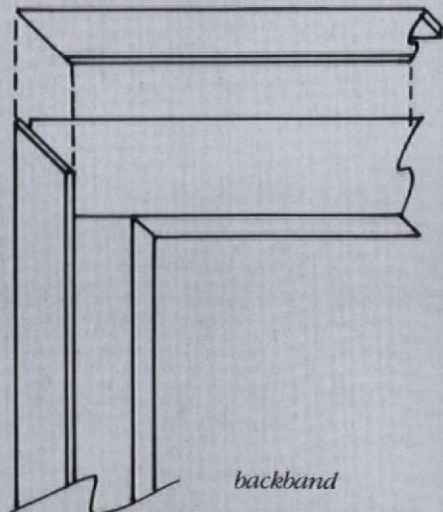
Trim Terminology

Q *The original building contract for our 62-year-old home includes the following specification: "Inside finish to be beadcut between in all rooms excepting living room and dining room, which are to be backband." What do the terms "beadcut" and "backband" mean?*

— Michael R. Wayne
Toledo, Ohio

A *Headcut* trim is a straightforward method of installing door (or window) casing so that the trim pieces resemble a post-and-lintel system. The other common casing style (usually employed on moulded casing) is *miter-cut* trim, where trim pieces meet at a 45-degree angle. *Back-*

band is a simple moulding that is sometimes added to plain door and window casings. It is nailed around the outer edge to create an added decorative effect.



ered to a rich brown, like that of an old barn. I'd like to retain that look, but I become confused when I read the labels on cans of preservatives, protectors, colorless stains, and so on, which all seem to be designed for raw, not ancient wood. Any suggestions?

— Robert Gannon
Bellefonte, Pa.

AIn selecting a treatment for your house, you'll have to strike a balance between protection and appearance. A full three-coat paint job usually gives exterior wood the most protection; but paint will not perform well on an uneven, weathered surface. Stain has less protective pigments, but will penetrate a weathered surface better. The pigments will also tend to flatten out the rich variety of colors in a naturally weathered wood surface.

Clear penetrating preservatives will keep the colors, but won't protect as

well as pigmented treatments. Products such as Thompson's Water Seal Exterior Stain or Darworth's Cuprinol 20 Clear Wood Preservative will darken the surface.

Bill Flint, Buildings Conservator at Historic Deerfield (a museum village in Massachusetts), uses the following treatment to preserve the rich, dark look of their historic houses:

- Brush off loose surface fibers with a bristle brush, being careful not to abrade the wood. This will lighten the color as you get closer to sound wood beneath.

- Apply a flooding coat of Chapman Chemical's Woodguard. It contains Copper 8-quinolinolate, which gives extra protection, especially near the ground. Its slight greenish color helps bring back a darker color better than a clear preservative can.


- Repeat every three years.

Flint's regimen isn't the last word on exterior finishes; rather, it's the result of a continuing program that adapts various products to changing conditions. Also keep in mind that every situation is different. Always test out any treatment on a back wall before you go ahead and do the entire house. Try two products on 3' x 3' areas; let them weather for a year, and then judge which gives the best appearance and protection. And remember: Toxicity levels vary with different products, so be sure to follow all label safety recommendations carefully.

Ivy-Covered Walls


QOur Colonial Revival house, built around 1908, was almost completely covered with English and Boston Ivy. I'd heard that ivy (or any vines) can destroy the mortar between bricks and stones. Getting rid of the Boston Ivy has not been difficult, but when we tried to remove the English Ivy, so much mortar came down with it that we decided to quit.

continued on page 18




Victorian & Country GINGERBREAD

Order our delightfully old-fashioned 50 page mail-order CATALOG . . . and claim for yourself the charm & romance of another century. We love our work and we **GUARANTEE** your happiness!



PORCH TURNINGS create unrivaled charm for your home's exterior.

BRACKETS transform plain openings into gracious entryways.



GABLE DECORATIONS become the crown jewels of any roofline! Easy ordering is fully explained in your catalog.

Our custom-length **SPANDRELS** brighten any room. We'll even help you plan the magic!

- SOLID WOOD • PROMPT SHIPMENT
- BUY DIRECT & SAVE
- SATISFACTION GUARANTEED



We love "bringing back yesterday in quality & service."TM

50 Page Illustrated
Old-fashioned MAIL ORDER
CATALOG

\$2. BY RETURN MAIL

Name _____

Address _____

City _____

State _____ Zip Code _____

Send to the folks at: **VINTAGE WOOD WORKS**
513 South Adams, #1777
Fredericksburg, TX 78624



© VWW 1989

AUTHENTIC

VICTORIAN GINGERBREAD TRIM

From the pioneer of quality gingerbread reproduction, representing a complete line of products to include:

- | | |
|-------------------------|-----------------|
| Gable Ends | Porch Posts |
| Corbels | Newell Posts |
| Brackets | Porch Balusters |
| Fancy Trim & much more! | |

- Use for interior as well as exterior
- Compare quality!
- Compare price!
- Adequate inventory for immediate shipment!
- Satisfaction Guaranteed!
- Send \$1.00 per catalogue and price list

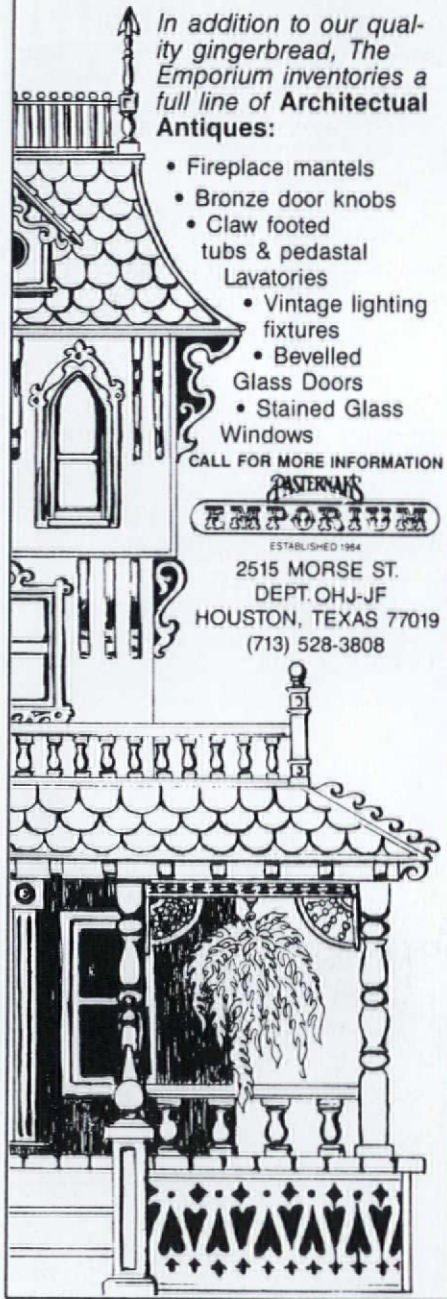
In addition to our quality gingerbread, The Emporium inventories a full line of Architectural Antiques:

- Fireplace mantels
- Bronze door knobs
- Claw footed tubs & pedestal Lavatories
- Vintage lighting fixtures
- Bevelled Glass Doors
- Stained Glass Windows

CALL FOR MORE INFORMATION

PASTERNAK'S
EMPORIUM
ESTABLISHED 1964

2515 MORSE ST.
DEPT. OHJ-JF
HOUSTON, TEXAS 77019
(713) 528-3808



ASK OHJ

continued from page 17

Would it be better to leave the ivy as it is and just prune its growth around windows and gutters? Or should we remove it entirely? How is removal done?

— Mildred L. Mavousik
Philadelphia, Pa.

A The decision to allow climbing plants to grow on a masonry building has to be made on a case-by-case basis, depending on the type and condition of the masonry as well as the nature of the plant.

Generally, climbing plants anchor themselves with tendrils (for example, the grape vine), adhesive "pads" or "suckers" (Boston Ivy), or rootlike anchors (English Ivy). Tendril plants need a trellis or other framework on which to climb; the other two attach themselves directly to masonry. If the masonry is in poor condition and the ivy grows to sufficient weight, it can loosen and dislodge crumbling mortar and bricks. If the ivy's anchors have penetrated the failing mortar and the plant is pulled from the building, severe damage can occur.

The Brick Institute of America offers the following advice:

- Don't pull ivy away from the wall, as this can damage mortar or bricks. Carefully cut away a few square feet of ivy in an inconspicuous area and determine how deeply it has rooted into the brickwork. Examine the condition and appearance of the exposed area; then visualize the prospective appearance of the entire wall if all the ivy is cut away.
- If you decide against cutting off the rest of the ivy, you should still trim it away from windows, gutters, woodwork, and other decorative trim.
- If you decide to remove the ivy, cut it away. DO NOT use chemicals or acids on the suckers that remain — you'll most likely damage or stain the masonry. The best solution we've found is to leave the suckers in place

until they dry up and turn dark (perhaps two to three weeks). Then you can remove them with a stiff brush and some laundry detergent. Don't wait too long, however; if the suckers rot and oxidize, they can become very hard — and nearly impossible to remove without damaging the wall surface.

Escutcheon Source

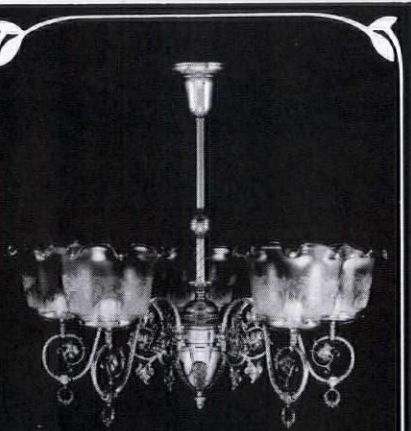
Q My husband and I bought an old house built in 1908. We are restoring it piece by piece, room by room, and are having difficulty finding one particular item. It is a clamp-type ring that fits around the radiator pipes where they enter the floor and ceiling. We've found the type that is a solid ring, but you'd have to remove the pipe to slip the ring on. Do you have any idea where we could purchase a clamp-type ring?

— Noreen Poole
Ontario, Oreg.



A split-ring escutcheon is needed here.

A The split-ring escutcheons you're looking for should be readily available from a good plumbing and heating supply house. For antique escutcheons, try Consumer Supply Company, 1110 West Lake, Dept. OHJ, Chicago, IL 60607; (312) 666-6080. They stock a fair inventory of these trim pieces salvaged from old radiators, in sizes 1/2" to 2", and also have a large selection of antique radiators and plumbing fixtures.



Victorian Lighting Works

Send \$3.00 for our complete brochure:
VICTORIAN LIGHTING WORKS

251 S. Pennsylvania Ave.
PO Box 469
Centre Hall, PA 16828
814-364-9577

COLUMNS

Huge Selection • Best Prices

1-800-872-1608



Catalog \$3.00

WORTHINGTON

P.O. Box 53101
Atlanta, GA 30355
404-872-1608

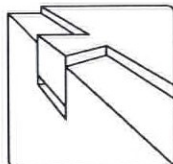
DANGER

HISTOPLASMOSIS & CRYPTOCOCCOSIS

BIRD AND BAT fecal accumulations can pose serious health risk to workers exposed to them. Serious and sometimes fatal cases of **Histoplasmosis** and **Cryptococcosis** are often the result of ignorant or careless handling of these materials.

SOMEBODY HAS TO DO IT. We have gained valuable experience in the decontamination and sterilization of historic structures infested with large fecal deposits and we are now offering these services throughout the United States and Canada. We have the specifications, the special equipment and special crews who can approach this hazardous work while at the same time respecting the historic fabric of your structure.

WE HOPE YOU NEVER NEED US ...
but if you do, call:




Richard O. Byrne Co., Inc.

P.O. Box 610
105 Brock Street East
Merrickville, Ontario
K0G 1N0 Canada

Phone: 613-269-3676 Fax: 613-269-4473

Victorian & Chippendale Storm-Screen Doors.



Make a great first impression
with our hand-crafted
wooden storm-screen doors
in many styles and all sizes.



For your copy of
our 16-page catalog,
send \$2.00 to:

P. O. Box 1427, Dept. OJ30
Clarksville, Va. 23927
(804) 374-5787

RESTORER'S NOTEBOOK



INTERIOR • EXTERIOR
RESIDENTIAL • COMMERCIAL
Custom Designed,
Manufactured & Finished

**American Heritage
Shutters, Inc.**

2549 Lamar Ave., Memphis, TN 38114
901/743-2800

Attention to Detail



Precision Forged
Solid Brass
Door Hardware
in Classic Designs

1-800-448-6712

**Solid
Brass
DESIGNS**

or write:
P. O. Box 8568
Mobile, AL
36608

The Color of Wiring

Concerning the color coding of house wiring [see "Evaluating Electrical Wiring," *January/February 1989 OHJ*]: The National Electrical Code (NEC, 1987) specifies colors for only neutral (grounded) conductors and grounding conductors. Neutral conductors are to be "uniform neutral gray" or white. Grounding conductors may be green or green with a yellow stripe. Current-carrying wires may be any other color.

If a house has been wired in conduit, a variety of colors (in addition to white and green) will be found. When non-metallic sheathed cable (Romex) or BX cable have been used, black, white, and a bare (grounding) wire will be found. All these wire types will have an additional red conductor. Knob-and-tube systems generally use all black wires.

Quite often, when a house has been wired with Romex or BX cable, the white wire is used as a current-carrying conductor for a switched

circuit. In this instance, the white conductor is supposed to be coded black [or otherwise identified as current carrying], but often it is not. In old installations, white conductors may have aged to a yellow color, and the color may have flaked off old rubber cables.

When working with wiring, be extremely careful. Turn off the power at the fuse box or breaker panel before working on any switch, light fixture, or outlet. If in doubt, contact a professional electrician. You may save your house or your life.

— J. David Weiss
Licensed Electrician
Burlington, Iowa

Black-Light Illumination

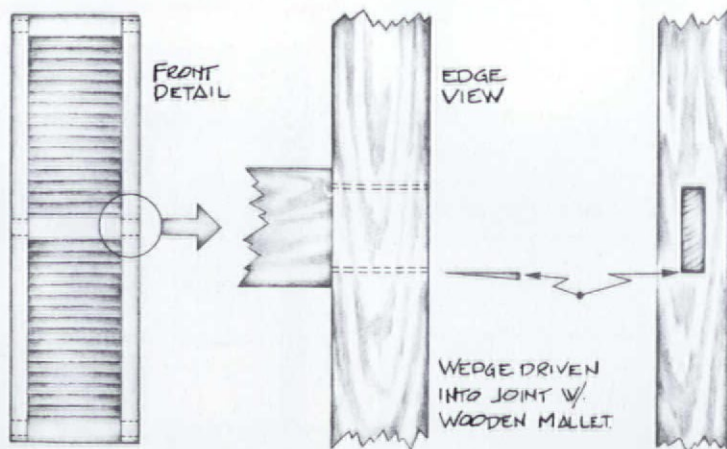
After we moved into our old house, one of the first things my daughter did in her new room was switch on her black light — I guess she wanted her rock-&-roll posters to glow on the bare plaster walls. Well, the light caused more than her posters to

Easy Shutter Repair

One of the antique wooden shutters in my house had developed a considerable sag in one of the blinds ("louvers") over the years. After a careful examination of the shutter, I came up with a simple but effective repair technique: I straightened the blind by driving a

tiny wooden wedge into the center mortise-and-tenon joint. Using a wooden mallet, I tapped the wedge in gently (so as not to damage it) and returned the shutter to its original taut condition.

— Bette Timberlake
Kansas City, Kans.



glow: It also revealed the pattern of the wallpaper that had long ago been removed! A friend of ours explained that the old wallpaper was made using water-soluble colors, and when the paper was attached with a water-based paste, some pigment migrated from the paper to the paste. Paste survived on the walls even after the paper was removed, and when the black light hit it, the original wallpaper pattern could be seen.

— Stanley Davis
Seattle, Wash.

Instant Template

Since moving into our California Bungalow two years ago, I have taken an interest in stencilling — the craft fits nicely into the architectural style of our house. Like author James L. Jansen [*"A Stenciller's Tools & Techniques,"* November/December 1989 *OHJ*], I have found the photocopy machine to be a valuable tool for enlarging or reducing stencil images. However, I have taken its use one step further, by producing the template itself with the machine: I photocopy the final image directly onto overhead transparency film, which I then cut into a template — no need for tracing the image onto a sheet of acetate! Not only does this save time, but it also produces a more accurate template.

— Lindsey Brown
Healdsburg, Calif.

Stripping A Tin Roof

The zillion layers of paint on my porch's tin roof defied the standard stripping methods of heat, abrasion, and chemicals. What *did* work was my own mixture of lye and water; one pound of lye per gallon of water, to be exact (plus a bit of cornstarch as a thickener). Just be sure to use it carefully — the lye mustn't get near your skin or eyes.

— Sheila Strong
Lincoln, Nebr.

WOOD MANTLES
CAPITALS
BRACKETS
MEDALLIONS
PLASTER CORNICES
WOOD MOULDINGS
COMPOSITION & WOOD FIBER ORNAMENTS

Established 1893
DECORATORS SUPPLY CORPORATION
312/847-6300
3610 S. MORGAN ST. • CHICAGO, IL 60609

**VICTORIAN
WALLPAPERS**


- Handprinted Borders, Friezes, Ceiling Papers & Coordinated Wall Fills.
- Available Directly from our Studio by Mail Order.
- In-house Design Service.
- Color Catalog with Binder: \$10.00

**BRADBURY & BRADBURY
WALLPAPERS**
P.O. BOX 155-C • BENICIA, CA. 94510
(707) 746-1900

McKIM, MEAD & WHITE

In the summer of 1877, the architects Charles McKim, William Mead, and William Bigelow went on a well publicized walking tour of New England. Together with a young associate, Stanford White, they sketched and photographed colonial buildings along the coasts of New Hampshire and Massachusetts. In the years after Bigelow left the firm and White joined it, this material served as an important resource: Out of the office doors of McKim, Mead, and White poured the designs which established the Shingle Style, Colonial Revival and, most important, the rebirth of Classicism in America. In the last decades of the 19th century, the firm grew in productivity and prestige, becoming the largest in the United States and the official tastemaker for America's upper class. The list of commissions McKim, Mead, and White designed — nearly 800 buildings — still inspires awe: the Boston Public Library, the Rhode Island State Capitol, the Newport Casino, Columbia University, Grand Central Station, Morgan Library, as well as the original Pennsylvania Station and Madison Square Garden, to name just a few.

Charles Folen McKim was born August 24, 1847. His mother was



an active abolitionist and the founder of the liberal magazine *Nation*. McKim was raised in Germantown near Philadelphia. He attended Lawrence Scientific School of Harvard, having chosen mining engineering as a career, only to reconsider at the request of his father. He worked for architect Russell Sturgis for a summer, then left for Paris in September of 1867 to study architecture at the Ecole des Beaux Arts. Returning to the United States in 1870, McKim was hired by H.H. Richardson, also an Ecole graduate. He worked in Richardson's office for three years, assisting in the development of the first design of Boston's Trinity Church. As his own commissions increased he cut his work load, and it was around

This Palladian-inspired Colonial Revival estate house for Edwin Morgan was started in 1890 and completed in 1898. McKim was the chief architect.


this time that Richardson hired a talented young draftsman and watercolorist named Stanford White.

White was born November 9, 1853, in New York City. His father Richard White was an influential literary and music critic as well as a Shakespearean scholar. The Whites' home on Tenth Street was a meeting ground for many liter-

ary figures and artists, including Calvert Vaux, Frederick Olmsted, and the painter John LaFarge. It was LaFarge who suggested to the family that the budding artist direct his talents to architecture instead of painting, an opinion supported by Olmsted, who later provided the referral that landed White his first job with Richardson. White remained there until July 1878, when he left to travel in Europe. McKim joined him at the last minute, looking to recover from a recent divorce. The pair spent six weeks in France getting better acquainted before McKim's return. White remained until August 1879, planning to return to work with Richardson. But McKim had finally convinced his skeptical partner, William Mead, that White's talent for rendering was needed by their firm.

William Rutherford Mead was born August 20, 1846, in Brat-

continued on page 24



The Amazing Super Vent



Typical inefficient fireplace; wasting heat due to poor combustion.



The elegant/efficient Firecast Super Vent Retrofit Fireplace.

Sleepy Hollow has developed a fireplace retrofit system for damaged or inefficient masonry and metal fireplaces. This new fireplace technology utilizes a Firecast Refractory Firebox, Hearth and Side Flares and a Type 310 Refractory Stainless Steel Smoke Chamber with damper baffle. Also included is Sleepy Hollow's Super Flex™ Type 304-L SS Liner/Cera-Foil ceramic fiber insulation.

OUTSTANDING FEATURES:

- Super Radiant Heat output
- Dazzling Flame Show
- Thorough Combustion/Clean Emissions
- Amazing 20-24 to 1 FPLC flue size to FPLC frontal opening
- Easily installed without altering the Fireplace facing

Dealer & Distributor inquiries invited.

Contact: **SLEEPY HOLLOW CHIMNEY SUPPLY LTD.**
85 Emjay Blvd., Brentwood, NY 11717
1-800-553-5322 • FAX 516-231-2364


Reggio Registers

Solid brass and cast iron USA made

Reggio Registers™ enhance the beauty of your wood floors and fine carpets. Maximize heat circulation from woodstoves, solar collectors, gravity and forced hot air heating systems. Choose from elegant brass or traditional cast iron registers and grilles. Request our new color catalog for styles, sizes, and prices. Available for \$1.00 from: **The Reggio Register Co.**
Dept. D003 P.O. Box 511,
Ayer, MA 01432
(508) 772-3493



DETAILS for



THE DIFFERENCE

- Custom Mantels
- Raised Paneling
- Curved Stairs
- Custom Doors
- Embossed Wood Moulding
- Design Department

DRIWOOD
Ornamental Wood Moulding

Send \$6 for catalogs, credited against order.

P.O. Box 1729 • Department 90-1
Florence, S.C. 29503 • (803) 669-2478



DON'T REPLACE VINTAGE WINDOWS...

RESTORE THEM

Keep your home's original windows and keep them working like new with Window Fixer™.

If you own an older home, your wood windows are worth saving. Because they're as much a part of architectural history as the rest of your home. They're often classic examples of craftsmanship you can't find anymore. And they're often irreplaceable.

Now there's an easy and inexpensive way to restore vintage windows to mint condition. With simple-to-install Window Fixer™ wood window repair products. Everything you need from replacement channels to power lifters which make your windows easier to lift.

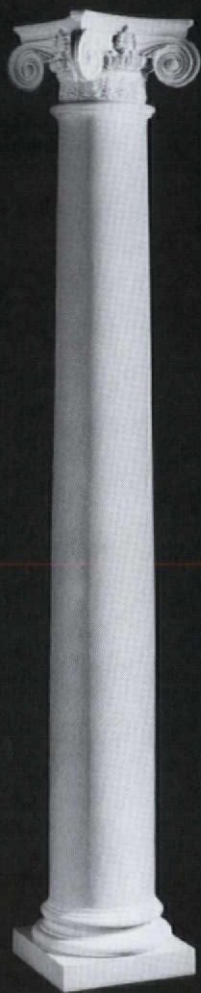
Don't replace the irreplaceable. Restore them instead - the Window Fixer™ way. Look for our display at a hardware store or home center near you today or write to us at the address below for more information, or call 1-800-447-9370.



Quaker City Mfg. Co.
701 Chester Pike, Sharon Hill, PA 19079
(800) 447-9370

CHADSWORTH

EXPECT THE BEST



Authentic Replication of Greek and Roman Orders

Chadsworth Columns and Capitals available in redwood, pine and other species.

EMPIRE WITH NECKING—featured with our plain column shaft and attic base moulding—is a modern version of the Ionic. The volutes on this magnificent capital gradually spiral outward and then tighten to form central eyes. Two classic mouldings, the egg and dart and the bead and reel, enrich this exquisite capital. The necking and the abacus are adorned with sprigs of honeysuckle.

Architectural Columns
French Gobelin Tapestries
Table Bases
Pedestals



Column, Tapestry or Table Base Brochure—\$2.00 each
All Three Brochures—\$4.00


For information and brochures:
P.O. Box 53268, Dept. 3
Atlanta, Georgia 30355
404-876-5410

continued from page 22

tleboro, Vermont. He attended Norwich Academy and graduated from Amherst College in 1867. He had also worked for Russell Sturgis from 1868-71 (quitting just months before McKim arrived) and completed his architectural studies in Florence at the Academia delle Belle Arti. Yet despite his impressive training, Mead's talent as an architect is often overlooked. He has come to be best known as the business partner of the firm, the one who balanced the bold and rational temperament of McKim — known as "Charles the Charmer" — with the impulsiveness of White, a bon vivant whose motto was "always live better than your clients." Affectionately dubbed "Dummy" by his associates, Mead spent most of his days trying to keep his two partners from making "damned fools of themselves."

The era of McKim, Mead, and White met an abrupt and tragic end on June 25, 1906, when Stanford White was shot in public view in Madison Square Garden during the opening of "Mamzelle Champagne." The assassin, millionaire Henry Thaw, claimed the architect had despoiled his wife, Evelyn Nesbit Thaw, White's former mistress. Subsequently, McKim's health rapidly failed. With his death three years later, a glorious age came to a close.

White based his design for the New York Herald Building on the Pallazzo de Consiglio in Verona.



Modern efficiency with old fashioned flair

The three-volume Renovation and Restoration Library

is yours for only **\$2.95**

A \$70.85 Value

as your introduction to the
Architects and Designers Book Service

You simply agree to buy three more books — at significant savings — within the next 12 months.

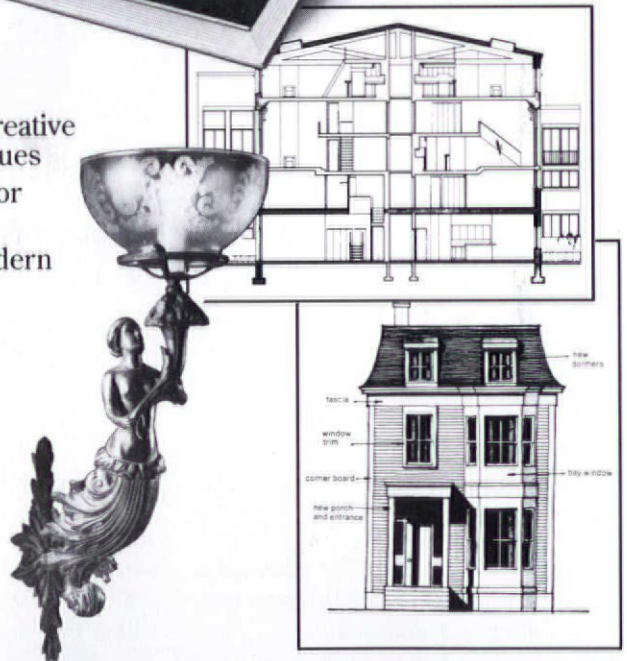

- Three applications-oriented books overflowing with creative strategies, innovative approaches, and proven techniques
- Hundreds of case studies, examples, photographs, floor plans, checklists, and rehabilitation standards
- Explores cost considerations, available suppliers, modern issues, and more

Restoring Old Buildings for Contemporary Uses
An American Sourcebook for Architects and Preservationists by *William Shopsin* — Your guide to restoring ordinary buildings on a limited budget. Packed with preservation options, strategies, design approaches, and community, site, and climate considerations. Includes structural evaluation techniques and material identification methods. *Softcover*. Publisher's price: \$29.95.

New Life for Old Houses by *George Stephen* — Remodel old houses without destroying their character. Use solid designing principles to fulfill modern needs while maintaining the original flavor. Addresses common pitfalls, energy savers, design issues, and more. Covers both interiors and exteriors. *Hardcover*. Publisher's price: \$27.95.

Lighting for Historic Buildings by *Roger W. Moss* — Explores the problems and considerations unique to reproduction lighting. Catalogues the original energy sources from candles and oil to kerosene, gas, and electricity, as it details the corresponding available fixtures. Includes complete information on each item's origin, dimensions, and suppliers. *Softcover*. Publisher's price: \$12.95.

The **Architects & Designers Book Service's** exciting selection of books will keep you informed about all the issues and latest trends in architecture. It's the only book club that brings you books you must have to keep up-to-date. What's been done in the past, what's relevant today, and what the trends are for tomorrow—you'll find it all in the Architects & Designers Book Service.



MEMBERSHIP BENEFITS • In addition to getting the Renovation and Restoration Library for only \$2.95 when you join, you keep saving substantially on the books you buy. • Also, you will immediately become eligible to participate in our Bonus Book Plan, with savings of 60% off the publishers' prices. • At 3-4 week intervals (15 times per year), you will receive the Architects and Designers Book Service News, describing the coming Main Selection and Alternate Selections, together with a dated reply card. • In addition, up to two times a year, you may receive offers of Special Selections which will be made available to a group of select members. • If you want the Main Selection, do nothing, and it will be sent to you automatically. • If you prefer another selection, or no book at all, simply indicate your choice on the card and return it by the date specified. • You will have at least 10 days to decide. If, because of late mail delivery of the News, you should receive a book you do not want, we guarantee return postage.

If reply card is missing, please write to Architects and Designers Book Service, Dept. 8-CP4-00047, 900 Chester Avenue, Delran, NJ 08075, for membership information and an application.

Old House Journal 3-4/90

BY JANET MARINELLI

T · R · E · E · S

Houses that are “tame, insipid, or even mean in appearance may be made interesting, and often picturesque, by a proper disposition of trees.” So spoke Andrew Jackson Downing, one of the first enthusiastic proponents of trees in American gardens, in his 1841 classic, *A Treatise on the Theory and Practice of Landscape Gardening*. He went on to note that trees can do wonders for the less-than-perfect landscape, “like the drapery which covers a somewhat ungainly figure and while it conceals defects, communicates to it new interest and expression.”

Today’s proponents of trees give us a distinctly late-20th-century reason to plant them — to help ease the threat of global warming. (Trees absorb carbon dioxide, the major heat-trapping gas accumulating in the atmosphere.) The American Forestry Association has launched a campaign called Global Releaf, which calls on Americans to plant 100 million trees in the next two years. The organizers of Earth Day 1990 would like to see a billion trees planted.

Here’s a look at the tree varieties favored by colonial, Victorian, and early-20th-century homeowners and landscape designers — maybe it will inspire you to plant trees in your period garden.

Mulberry Mania and Colonial Tastes

Most colonists were more interested in clearing trees than planting them, but fruit trees were prized. Apples, pears, and plums, many of them Old World varieties, were growing in



New England gardens by 1638, just 18 years after the Pilgrims landed.

Early American gardens were patterned after the Tudor gardens the colonists had left behind: formal, symmetrical in layout, with geometrically shaped beds separated by walks. Small fruit trees — pear, peach, apricot, plum — were planted in long beds along the borders of these gardens. Larger fruit trees, like apples, were relegated to the orchard or the dooryard, the enclosed area connecting the house and outbuildings, where many chores typically were done.

Ornamental trees were popular among wealthy colonists, who transported them from Europe. In Williamsburg, for example, the horsechestnut, European birch, cedar-of-Lebanon, English beech, Scotch pine,

European linden, and English elm were among the imports thriving by 1752.

Another popular tree in early American gardens of all economic classes was the silkworm mulberry.

Although few people today even recognize its name, the silkworm mulberry is proof positive that trees — like house styles — fall in and out of fashion. What caused mulberry mania? Worried about soaring silk imports, Congress passed a law in 1825 to encourage its planting. The Secretary of the Treasury issued a 200-page manual singing its praises; at least 18 books were written on silkworms and mulberries; and no less than four monthly magazines were devoted to the subject. In short order, no other tree was more widely hailed or sold.

Early Victorian Varieties

Around the middle of the 19th century, thanks largely to Downing, many Americans began to acquire a taste for ornamental trees. Downing wanted to banish the old, formal manner of gardening and replace it with a naturalistic style consisting of trees planted either singly or artlessly arranged in groups on a lawn.

Downing divided trees into two categories: the “beautiful” and the “picturesque.” Beautiful trees included the American elm and the maple — round-headed species with “graceful habit and flowing outlines.” Picturesque trees grow, in Downing’s words, “into wilder and more striking forms, the barks will be deeply furrowed and rough, the limbs twisted and irregular. . . .” These included larch, balsam fir, oak, white pine, hemlock, and Norway spruce.

Particularly appealing to Downing was the way the pointed tops of picturesque trees echoed the peaks, towers, and chimney stacks of the Gothic, Tudor, and Italianate cottages that he helped popularize. He also liked the picturesque effect created by the abrupt, jagged outlines of evergreens mingled with round-headed deciduous trees, although he recommended that some trees be planted alone so they could grow into full, rounded, individual specimens for a "beautiful effect." Among his favorite trees for this purpose were the Osage orange, the magnolia (see the illustration on page 26), and the maple.

In modest Victorian gardens, fruit trees abounded in the backyard, and shade trees were planted in the front if space allowed. In rural areas, a grove of trees often was planted in front or alongside the house to commemorate a special event.

Turn-of-the-Century Trees

The landscape style advocated by Downing prevailed throughout the 19th century. Trees were used to define the boundaries of a piece of property, as well as to enframe a walk or drive. Informal groupings around the house became popular, too. Individ-



An erect Lombardy poplar echoes the campanile of this Italian villa. Trees define the property's boundary.

ual, or specimen, trees, especially with weeping branches, were planted on the front or back lawn.

One of the most popular of all specimen trees was the weeping willow. Its popularity is attributed at least in part to the tree's association with Napoleon: In exile on the island of St. Helena, Napoleon was said to brood frequently under a weeping willow. In the first book for suburban gardeners, *The Art of Beautifying Suburban Home Grounds* (1870), horticulturist Frank J. Scott called the weeping beech "one of the most beautiful and singular freaks of sylvan nature." Popular "weepers" were the Camperdown elm and Tea's weeping mulberry, which was so chic in the 1890s that one nursery called it the "tree of the century."

In the early 1900s, the influence of English gardener William Robinson began to be felt. Robinson was an advocate of wild gardens and woodland walks: naturalistically planted trees, bulbs, and wildflowers. Early-20th-century landscape architect Beatrix Ferrand was a master of this form.

A.J. Downing recommended trees with pointed tops and twisted, irregular shapes for the gardens of Gothic, Tudor, and Italianate cottages.

Street Trees

The street tree has been called America's chief contribution to city-making. Downing declared the street tree "the outward mark of education, moral sentiment, love of home and refined civilization which makes the main difference between Massachusetts and Madagascar." In Downing's day, arching canopies of basswoods, sycamores, maples, and especially elms shaded urban streets.

In the late-18th century, funds were raised and committees formed for the express purpose of planting street trees. By the 1870s, tree planting had become a national obsession. Thousands were planted for the nation's centennial, and Arbor Day soon became an American institution. Today, we're asked to plant trees to "cool" the globe, but tree planting remains a traditional way to beautify our cities and our homes. It's been a chief manifestation of civic-mindedness since colonial times.

For More Information

For an extensive list of authentic trees for old-house gardens, consult *Landscapes and Gardens for Historic Buildings* by Rudy J. Favretti and Joy Putnam Favretti (American Association for State and Local History, 1978).

For more on the American Forestry Association's Global Releaf project, write the AFA at P.O. Box 2000, Washington, DC 20013.

The American elms that once stood cathedral-like along the streets of most towns have been virtually wiped out by Dutch elm disease. However, this year the Elm Research Institute, a group dedicated to replanting elms across the country, will distribute 100,000 of a relatively disease-resistant variety. Write the Elm Research Institute, Harrisville, NH 03450, or call 1-800-367-3567.






photo: Morley Beer



ARCHITECTURAL

SAVING TO THE RESCUE

*It may not say so in your dictionary,
but to many old-house restorers, salvage means salvation.
Here's how to find the missing pieces to your dreams.*

It is rare for an old house to survive with all its original parts intact. Porches disintegrate and are replaced with modern materials. Ornamental features rot away and may not be replaced at all. Kitchens and bathrooms get modernized and rooms subdivided; in the process, original trim, doors, and windows are lost forever. And then there are the infamous "remuddlers" who, it seems, know no limits in eradicating the original character of hapless old homes.

Lovers of old houses, of course, know better. They become ecstatic about surviving original doorknobs, and feel blessed to discover a wide-board pine floor under layers of linoleum. But how frustrating it is for them to find that their newly acquired historic dream house has stair balusters missing; that an avocado-green, 1960s bathtub sits where a distinguished claw-foot specimen should be; and that those shadow lines in the old paint are all that remains of original cove molding. What to do? Many restorers go to architectural-salvage yards for the parts that will make their houses whole.

by J. Randall Cotton and Matt Schultz

Where To Find Salvage



The increased interest in house restoration during the past couple of decades has been met by a growing number of architectural-salvage yards. The demand for period architectural items has also resulted in an increase in the number and variety of reproduction products. Whether to use reproduction or salvage items is largely a matter of personal choice.

If you choose salvage, there are several ways to go about finding it. The age-old tradition of do-it-yourself scavenging is still alive and well for those willing to invest some effort. Demolition contractors don't usually welcome amateur salvagers — liability and scheduling inconveniences are their concerns — but it doesn't hurt to ask. Anything you pay for salvage rights is "found" money to these contractors.

Demolition contractors sometimes keep a salvage yard of their own. These, along with true scrap yards, may be good sources for metal items. Although a yard's main interest is the material (scrap) value of the salvage, it usually will sell individual items, especially if they bring in more than the scrap material itself would when sold by weight.

Better sources for salvage are architectural-salvage dealers. Some specialize in certain items, such as barn beams or terra cotta. Most are for-profit businesses, but there are now some non-profit salvage yards set up by local government or preservation agencies. At these, you should find prices that are comparatively good.

Some salvage dealers have moved into the high-quality, high-priced market and cater to a clientele that is looking primarily for stand-alone architectural "art objects." The popularity of postmodern interiors has fueled this market, and these places deal increasingly in "architectural antiques."

Don't overlook antiques stores as sources. These shops have always stocked some architectural salvage, but now more than ever as these elements gain popularity as art objects. Finally, flea markets or yard sales might yield the right salvage at just the right price.



photo: Gregg Carsten

Businesses dealing in garden-variety house parts are often yards with acres of open-air inventory.

Paying For Salvage



Demand determines the value of salvage: The more desirable an item, the more a seller can ask. Most architectural salvage yards ticket their merchandise. Those that don't are not quite as free-wheeling as a Turkish market, but in either case you'd be foolish not to attempt to bargain. Ask for, say, 15 to 20%

less than the ticketed price and plan to compromise at 10%. Be aware, however, that dealers may not come down on high-demand items such as stained glass. Shop around and compare prices for "big-ticket" salvage items. You probably won't be able to compare identical items, but you'll know if something is drastically over- or underpriced.

To help determine their prices, most salvage dealers add the cost to purchase salvage rights and the expense to remove and transport the

Retailers of collectible, unusual, or valuable salvage are likely to house their merchandise in museumlike showrooms.

photo: Architectural Antiques / Gerald Boucher



items, then factor in overhead, profit, and some kind of supply/demand multiplier. If dealers buy their salvage from “pickers” (middlemen who usually specialize in finding “hot” items such as bars), they might simply double their direct costs.

Evaluate the worth of an item by comparing the salvage price with the cost of buying new. Some materials might be cheaper new. Consult that old standby, *Miller's International Antiques Price Guide*, which has recently introduced new sections on architectural antiques.

Don't forget that delivery charges will also add to the cost of salvaged items. Many salvage yards charge a base fee plus an additional sum for distance or inconvenience (such as delivering a cast-iron tub to a third floor). For an expensive item, most dealers will accept a deposit — 20% is typical — to hold the piece for 30 days or so.



Shopping For Salvage

The design of almost every architectural building item reflects the popular style of its era. Ornament, proportion, material, construction, and finishes combine to make an 1870s porch column different from, say, an 1890s porch column. Given this, it's important to use salvage that is appropriate to the style and age of your house.

If you're unsure about whether an item is a good match, consult knowledgeable salvage dealers. You can also review publications and articles on architectural history, including those in *Old-House Journal*, which describe the subtle evolution of design for specific architectural detail.

Scale is important too. You may love that massive, ornate Renaissance Revival mantelpiece that's a bargain down at the local salvage dealer's, but it would be overwhelming under the 7½-foot ceiling of your Victorian cottage parlor. Similarly, bulky Greek Revival-era mouldings would be out of place in a more refined Federal-era interior.

Check the construction of wood items. While loose joints can be knocked apart and reglued without too much trouble, split wood or broken tenons are more problematic. Cracks in any cast-metal object are very difficult to repair. Missing working parts for mechanical salvage articles (such as stoves) may be a big problem. On the other hand, you may be able to live with missing ornamental parts that have no operating function.




Buying Tips

Don't expect salvaged materials to be in perfect condition. If you're fussy, buy reproduction items. Determine what you can live with, and how willing you are to spend more time and money for refinishing. Here's what to look for in common architectural salvage items:

Doors Among the most popular salvage items, and for good reasons: A solid-hardwood, panelled door from a salvage yard is often less expensive, better built, and more attractive than its modern hollow-core counterpart.

Generally, there are two problems with salvaged doors: 1) you'll have to refinish them in most cases; 2) you might have some difficulty finding a door that is both the right style *and* the right size. Of course the latter is not as much of a problem if you're using the door in a new location — just frame out the opening to fit the door. But finding a door that fits exactly into an existing opening can be frustrating, as they come in a wide range of sizes.

Arrive at the salvage yard with the exact door height and width you need. A salvaged door that's oversized in height or width can be ripped within limits (perhaps up to one



This mantelpiece, salvaged from an 1890s estate house, is well proportioned for this c.-1910 townhouse parlor.

inch per edge), but don't plan on major alterations. Cutting down doors can sacrifice the integrity of the joints that hold it together (usually mortise-and-tenon) and may also throw off its visual proportions. Don't forget the door *thickness* either. This dimension is often overlooked, and it's difficult to compensate for a door that's too thick or too thin. Other considerations:

- * Look for corner joints that are still tight.
- * Most salvaged doors won't have original hardware attached; you'll need to buy it separately (see below).
- * Salvaged doors complete with casings are hard to come by (less so for entryway units).
- * Interior doors usually cannot be substituted for exterior doors. The latter are heavier (for security) and built to be weathertight.
- * The location of hinge mortises or *gains* (the cut-outs that

receive the butts) in the door edge, as well as holes and mortises for knobs and locks, varies depending on whether the door was originally hung left- or right-hand. Usually, however, a salvaged door can be adapted to swing the opposite way from its original installation.

* Many panelled doors have only one finish side where the panels are raised — the side facing a “public” area of a house, such as a hallway. The panels on the back, facing the interior of secondary spaces or closets, are commonly flat. Make sure the salvaged door will have the raised-panel side where you want it to be when it is reinstalled.

Window Parts Salvaged window sash is even harder to match to existing openings than doors are. Often, newly milled reproduction sash is an easier (but not cheaper) alternative. Check salvaged sash for signs of rot (a common problem in old sash) and loose joints. Also, be aware that the characteristic profile (cross-section) of window muntins is a strong design element; shop for sash with a muntin style appropriate to the age of your house.

Salvage yards may stock old window glass. The pleasing visual effects of “wavy” crown and cylindrical glass is in much demand for the restoration of houses built before the mid-1800s. Old window glass comes in fairly standard sizes, but is difficult to cut or install without some breakage, so buy more than you need.

Stained glass is a very popular salvage item. Many times it is reused as an “art object,” hung independently in front of other windows. When buying stained glass, check the condition of the *comes* (the lead channels which hold the individual pieces of glass) and their soldered joints. Also, look for bowing or bulges in the glass panels. Larger pieces should retain their original reinforcing rods.

Expect to pay less for stained glass salvaged from churches. These windows often have overtly religious themes and are less in demand. Stained glass detailing (in hands and faces, for instance) is usually done with vitreous painting techniques and may be worn. If so, you should

probably just learn to live with flaws, as “inpainting” restoration work can be quite expensive.

Salvaged window shutters are in demand for many of the same reasons salvaged doors sell well. Check for loose corner joints, broken slats (louvers), and missing hinges. Also inspect the top edge of the shutters for rot, particularly at the end grain of the stiles.

Windows with elaborate designs command higher prices at most salvage yards. Check the condition of glazing and sash frames.



photo: Matt Schultz

Moulding, Trim, & Paneling Salvaged millwork is usually sold by the running dimension (\$2 per foot, say); in the case of panelling, by the square foot of coverage. Some pieces — such as cornice brackets or decorative door plinth blocks — will be sold at a per-unit price.

Wood species, complexity of design, and overall condition will determine the cost of these items. Finding an appropriate or matching design will be the most important factor. Don't worry about minor dings and bashes, or the fact that the pieces are painted and may need to be stripped. However, it's always safer to assume that any painted item was originally intended to be painted.



photo: Gordon Brock

Recycled building materials such as used brick, glass block, or fancy stone may be found in yards that sell basic house parts.

Brick Much like old lumber, salvage brick is hard to recover, transport, and clean, and often does not make economic sense for many architectural-salvage yards. Demolition yards may be a better source for salvaged common brick. Architectural-salvage yards sometimes carry paving bricks or specialty products made with pressed designs or unusual colors or glaze finishes.

Salvaged brick can be more expensive than new brick, so you should have a good reason to want it. Popular uses for recycled brick are patios, pathways, or chimneys. Be careful, though — common bricks are not appropriate for these applications. You must use hardened bricks that were originally intended for use as pavers or fire bricks. Check salvaged bricks for cracks and consistent size. You may have to clean salvaged bricks yourself (expect to pay more for cleaned bricks). Most old mortar can be chipped off with a masonry chisel and hammer. Muriatic acid can help remove some surface mortar if you're fussy.

Stone Expect to find only high-quality stone or carved stone pieces at most architectural-salvage yards. Common building stone might be found at demolition or specialty yards. Ornamental pieces, including terra cotta and cast “stone,” are popular salvage items, however, and often find new lives as yard decorations or as stand-alone “art” artifacts. Beware of fractures and stains in salvaged stone, especially marble. Salvaged stone can be recut to a desired size, but this usually means transporting it to a stonecutting shop that is willing to do the work.

Lumber and Flooring Dimension lumber is usually not salvaged because it is relatively hard to recover from old buildings and has little resale value. The same goes for ordinary flooring and exterior wood siding. Yet you may find specialty structural wood items at some salvage yards, such as hand-hewn beams (popular for use in new reproduction houses or in additions to old houses) or wide-board flooring. There's also a market for uncommon or rare wood species, such as chestnut, southern yellow pine, or northern "pumpkin" pine.

Flooring and large-dimension salvaged lumber is often re-milled to eliminate imperfections and warps, and to provide uniform dimensions. You're more likely to find these salvage materials through suppliers that specialize in this market. Whether remilled or not, it may cost more than new lumber, so it makes sense to use it in highly visible areas where its age and patina can be appreciated. Salvaged floor boards should be warp-free. If they have tongue-and-groove edges, these joints should be in good condition. Bear in mind that the thickness of salvaged floor boards is also a critical dimension, especially when adding to an existing floor.

Plumbing Fixtures Old-fashioned tubs, sinks, and toilets continue to be high-demand salvage items (even with the growing lines of reproduction period fixtures). Claw-foot tubs and pedestal sinks command the highest salvage prices, breaking the thousand-dollar mark in some cities. The feet on these tubs are usually detachable. Make sure that you get all four feet when buying a salvaged footed tub. Also, make sure that they fit on the channels (or "clips") on the tub bottom and that these channels are unbroken and still firmly welded to the tub. Remember, cast-iron tubs are very heavy. (Bring a pick-up truck to the salvage yard and lots of muscular friends who can be cajoled to do some moving with the promise of a big lunch and plenty of liquid refreshment.)

Fixtures are better buys when the original hardware is still attached. A wall-hung sink should be sold complete with all its "hanger" hardware. An exception to the hardware issue are old toilets — the "innards" of these pieces are ordinarily totally replaced. A competent plumber should be able to do this kind of re-

Plumbing hardware such as faucets, shower heads, or drains should be complete, because it's difficult to find missing working parts. Particularly critical are measurements such as the "spread" between hot- and cold-water connectors on old-fashioned mixer faucets. This dimension must match the holes in the sink.

Solid-porcelain fixtures should be crack-free; crazed finishes, however, are not usually a problem. Porcelain enamel finishes on cast-iron are rarely in perfect condition, but avoid those that are badly scratched, chipped, stained, or worn. You'll have to determine for yourself what level of wear on porcelainized finishes you can live with.

Lighting (and other electrical items) Assume that virtually all salvaged electrical items should be rewired (a relatively inexpensive, do-it-yourself job). Reproduction cloth-covered cord and old-fashioned light bulbs are now available, making a more authentic-looking retrofit possible. Most old ceiling fans were very well built, and salvaged examples may need only minimal rewiring. Salvaged switches, doorbells, and such are also available, but modern reproductions are widely available at about the same price as these "antiques."

Salvaged 19th-century gaslight fixtures can also be converted to electric use at reasonable cost. They can even be



Typical scene in an architectural salvage shop: Bathroom parts find a home in one corner, glass lamp shades and ornate chandeliers await buyers in the next.

replaced by local shops specializing in this procedure, but it may cost more than the fixture itself.

Stairways These are not ordinarily salvaged intact. Because each stairway was usually custom fit to a specific location, it is very rare to find one that can be reinstalled *in toto* somewhere else. What you can find are salvaged components: newel posts, balusters, handrails, decorative stringer brackets or scrollwork, and the panelled wall units that functioned as under-stair enclosures.

Salvaged stair components are regularly purchased to replace missing parts of an existing old stair. When it is difficult to find salvage that closely matches a lost item, try a "two-step" restoration. For example, replace missing balusters that are in prominent locations with identical balusters taken from elsewhere in the staircase (an upper-level balustrade is a good choice). Then, use close-but-not-perfect salvaged materials to replace the relocated balusters. (This scavenging trick works for many house parts.)

Be aware that stair components (particularly rails, newel posts, and balusters) fit together to accommodate a particular stair pitch — the stairway's *rise* (vertical dimension) over its *run* (horizontal dimension). These pieces can be reassembled for stairs of slightly different pitches, but modifications that require advanced carpentry skills may be needed. Also, baluster ends that fit into the treads and handrails can be either square or round. Note which kind you need to accommodate your stairway's design.

Most of the points important for salvaged stair parts also apply to porch balustrades. Avoid buying salvaged columns for porches (and elsewhere) that have severe insect damage or extensive rot, particularly at the top and bottom. Check for "punk" wood by probing with a pen knife. Many columns are constructed of individual staves, and in healthy specimens these parts should not be separating or delaminating. Look for correct size and proportion too; columns cannot be cut down without ruining their overall visual effect.

Tiles Many salvage yards stock tile. Finding tiles that match missing pieces is a hit-or-miss proposition, but for new installations, salvaged tile can be a good bet. Victorian-era encaustic or embossed floor and wall tiles, and glazed ceramic bathroom and kitchen tiles, are particularly popular. Some restorers use modern plain tiles for the background fields, then add a sense of authenticity by introducing salvaged

decorative tiles in the borders.

Crazed finishes in old tiles are generally not a problem. In fact, some people prefer the aged look crazing provides. Structural cracks are another matter; avoid tiles with these. Large inventories of salvaged terra-cotta roof tiles are harder to come by, but are available from time to time.



Salvaged columns are easily inspected for rot at tops and bottoms when laying on the ground.

Appliances Although antique oak ice chests are still being converted to TV cabinets, and old-fashioned wringer-washers reincarnated as flower planters, there is a new willingness by devoted restorers to buy, recondition, and use

Suspect Salvage

Some historic preservationists don't like architectural-salvage yards. They contend that the salvage industry contributes to the destruction of historic buildings. There may be some truth to this argument in isolated cases. Companies exist that buy up old properties not otherwise threatened with demolition, solely for their salvage value (to some minds, the architectural counterpart of automobile "chop shops").

There is also the occasional disreputable dealer who buys stolen architectural salvage. This is a thriving and profitable black-market business in some inner-city areas. Most architectural-salvage dealers are on the up and up, however, and get their inventory from buildings that are truly doomed to demolition. The cities of Philadelphia and Detroit, for example, routinely tear down over a thousand buildings — many of them historic — each year!

If your quest for architectural salvage also involves concern about contributing to the demolition of old houses and having a clear mind about the ethics of the firms you deal with, here are two ideas: First, ask around. The reputations of most architectural-salvage dealers are known to local restoration contractors and preservation societies. Second, pay particular attention to the non-profit yards and warehouses. The motives of these organizations are different from the for-profit yards, and include a strong mandate to preserve our architectural heritage.



Newel posts are unique elements and may adapt readily to a new stairway.

restorers use modern plain tiles for the background fields, then add a sense of authenticity by introducing salvaged

period appliances for their original purposes. More than ever, 1920s and '30s refrigerators and gas stoves, as well as ever-popular cast-iron wood heating and cooking stoves of the 19th-century, are regularly stocked by salvage yards.

Salvaged appliances should be as intact as possible, particularly the working parts (the July/Aug 1989 *OHJ* has more on buying and restoring old stoves). As with all cast-metal items, look carefully for cracks in salvaged stoves.

Mantels Because they are not structural elements, mantels are easily salvaged and relatively easy to reinstall. The critical measurements include not only the overall outside height and width, but also the inside dimensions that correspond to the hearth opening. Adapting a mantel to a fireplace with different dimensions will be difficult. Many mantelpieces (particularly those of the Victorian era) have elaborate overmantels, so remember to measure the overall height of the combined mantel and overmantel to make certain that it will fit into your room. Slightly over- or undersized overmantels can usually be modified to fit.

Be careful when stripping paint finishes from the decorative elements of salvaged mantelpieces. Many of the raised ornamental details are actually cast plaster or sawdust-and-glue "compo," finished with a faux wood grain. These can be irreversibly damaged by harsh chemical, mechanical, or heat-stripping methods. Careful hand-stripping — not dip-stripping — is safer.

Wooden "Built-Ins" These are pantry cupboards, kitchen cabinets, bookcases, and window seats. Make sure these pieces will fit into the spaces you have planned for them, because they, too, were often custom-designed for specific locations. Ornamental wooden fretwork and grilles should be complete.

Sheet metal Salvaged pressed-metal "tin" ceiling panels are often bent or rusty and nail holes may be badly ripped in removal. Modern reproductions are generally better alternatives. With the exception of ornamental collector boxes or fancy hanger hardware, the same applies for salvaged gutters and downspouts.

Hardware Door, window, cabinet, and other

hardware should be in good supply at most architectural-salvage yards. Locating exact matches for replacing missing hardware is, as always, a hit-or-miss affair. Aim for finding items that fulfill the working requirements of the project first (hinges large enough for the door, for instance) and then worry about finishes and ornament.

Broken or cracked hardware is virtually impossible to repair. So unless a cracked piece is a one-of-a-kind that you absolutely must have, keep looking for intact pieces. Hinge pins should be straight. Plated hardware, while just as functional as solid brass or bronze pieces, should cost less. To detect plating, examine scratches in the surface or check the backside (which was often not plated). A magnet can be used to discover if ferrous metals actually underlie the plated surfaces.



photo: Matt Schulte

"Carved" mantel parts may actually be added. Inspect for failing details, such as this applied gesso pilaster.



photo: Architectural Antiques / Gerald Boucher

Some salvage firms are literally warehouses full of houses. This one offers an aisle-wide welcome to shoppers searching for the right piece of hardware.

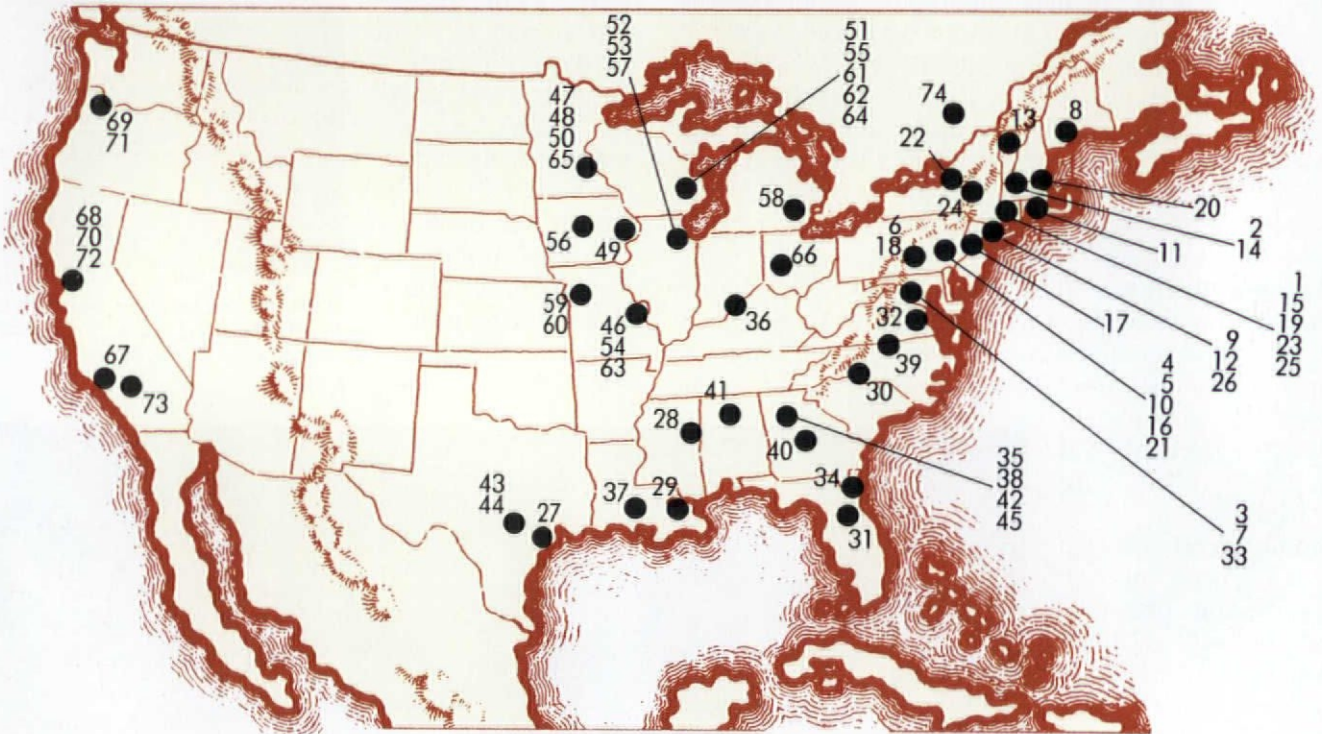
Architectural Salvage

SOURCES

Collecting and selling parts of old houses is closer to dealing in antiques than building materials: There are no stock items, and inventories vary according to supply and demand. When shopping for salvage, bear in mind that many companies specialize in a particular end of the business and most are one-of-a-kind enterprises.

The biggest and best stocked architectural salvage yards are still (with some exceptions) located in the

major cities of either coast and the Midwest, although yards now operate in all regions of the country and in many smaller communities as well. To find salvage yards, check the Yellow Pages under "salvage," "building materials," "demolition," or "antiques." Also consult *The Old-House Journal Catalog* and the following suppliers list. Local preservation organizations may also be able to make recommendations.



EAST COAST

American Architectural Antiques

P.O. Box 1982, Dept. OHJ
97 Crown St.
New Haven, CT 06508

Antiquaria

60 Dartmouth St., Dept. OHJ
Springfield, MA 01109
(413) 781-6927

Architectural Americana

6515 75th Pl., Dept. OHJ
Cabin John, MD 20818
(301) 229-9307

Architectural Antiques Exchange

715 N. Second St., Dept. OHJ
Philadelphia, PA 19123
(215) 922-3669

Artefact Architectural Antiques

130 South Main St., Dept. OHJ
Doylestown, PA 18901
(215) 340-1213

Sylvan Brandt

653 Main St., Dept. OHJ
Lititz, PA 17543
(717) 626-4520

The Brass Knob

2311 18th St. N.W., Dept. OHJ
Washington, DC 20009
(202) 332-3370

Decorum

235-237 Commercial St., Dept. OHJ
Portland, ME 04101
(207) 775-3346

Eifel Antiques Warehouse

571 Carroll St., Dept. OHJ
Brooklyn, NY 11215
(718) 783-4112

Gargoyles, Ltd.

512 South Third St., Dept. OHJ
Philadelphia, PA 19147
(215) 629-1700

Gladu Wrecking Co.

165 Poplar St., Dept. OHJ
Woonsocket, RI 02895
(401) 769-9125

Great American Salvage

34 Cooper Sq., Dept. OHJ
New York, NY 10003
(212) 505-0070

Great American Salvage

3 Main St., Dept. OHJ
Montpelier, VT 05602
(802) 223-7711

Historic Architecture

2 School St., P.O. Box G, Dept. OHJ
West Brookfield, MA 01585
(508) 867-2679

Jerard Paul Jordan Gallery
P.O. Box 71, Slade Acres, Dept. OHJ
Ashford, CT 06278
(203) 429-7954

Merritt's Antiques, Inc.
RD 2, Dept. OHJ
Douglassville, PA 19518
(215) 689-9541

N.B. Housewreckers & Salvage Co.
396 Somerset St., Dept. OHJ
New Brunswick, NJ 08901
(201) 247-1071

Old Bright Used Lumber & Brick
P.O. Box 16, Dept. OHJ
Aspers, PA 17304
(717) 334-0249

Old Home Building & Restoration
P.O. Box 384, Dept. OHJ
West Suffield, CT 06093
(203) 668-2445

Olde Bostonian Architectural
66 Vonhillern, Dept. OHJ
Dorchester, MA 02125
(617) 282-9300

Oliver, Bradley C.
Box 303, Dept. OHJ
Cresco, PA 18326
(717) 595-3443

Pelnick Wrecking Co., Inc.
1749 Erie Blvd., E., Dept. OHJ
Syracuse, NY 13210
(315) 472-1031

Ramase
Route 47, Dept. OHJ
Woodbury, CT 06798
(203) 263-3332

Restoration Treasures
Box 724, Dept. OHJ
Cooperstown, NY 13326
(315) 858-0315

United House Wrecking Corp.
535 Hope St., Dept. OHJ
Stamford, CT 06906
(203) 348-5371

Urban Archaeology
137 Spring St., Dept. OHJ
New York, NY 10012
(212) 431-6969

Architectural-salvage outlets created by preservation organizations are a new and unique segment of the salvage industry. Many preservationists have come to realize that not all buildings can be preserved intact, but through these yards quality historic materials salvaged from buildings slated for demolition can be reused to help preserve other buildings.

Some municipalities have created salvage operations in order to remove and protect architectural elements. The aim is to discourage wanton vandalism of the items in city-owned and condemned or tax-delinquent buildings, and to establish a secure central location for parts that can be used in later restorations. Removal also provides private citizens with little reason to look for salvageable materials in these often-dangerous buildings.

Why purchase from or donate to non-profit salvage yards? One reason is that these outlets often allocate surplus sales income for other preservation efforts in the community. Some local preservation groups operate small programs that limit entry to residents of their communities. A call to the State Historic Preservation Office will tell you if there is a program in your area. Four pioneer yards are listed below:

Philadelphia Architectural Salvage, Ltd.
1214 North 26th Street
Philadelphia, PA 19121
(215) 236-9339

Hours: Wednesday thru Saturday, 10-4; Sunday, 12-4
The program was created in 1987 by the Philadelphia Preservation Corporation. There are no local residency requirements; however, materials are not sold to dealers.

City of Baltimore Salvage Depot
2081 Edmondson Ave.
Baltimore, MD 21223
(301) 396-0523

Hours: Monday thru Saturday, 7:30-3:00
Started by the Commission for Historical and Architectural Preservation in 1975. Inventory comes mainly from private consignments and by tax-deductible donation. There are no local residence requirements.

The City of New York Landmarks Preservation Commission Architectural Salvage Program (shown at left)
337 Berry St.
Brooklyn, NY 11211
(718) 388-4527

Hours: To reopen under a new schedule sometime in 1990.
Begun in 1980 by the New York City Landmarks Preservation Commission, the warehouse is limited to residents of New York City. Inventory comes from consignments, city-owned structures slated for demolition, and from tax-deductible donations. Like many non-

profit warehouses, antique dealers are not welcome.

Historic Albany Foundation's Parts Warehouse
39 South Pearl Street
Albany, NY 12206
(518) 465-2987

Hours: Thursday, 3:30-6:30; Friday and Saturday, 9-5
The Parts Warehouse was begun in 1977 by the Historic Albany Foundation. The program is partially funded by the New York State Division of Housing and Community Renewal. Inventory comes from donations and consignments. There are no residential requirements.



PRESERVATION WAREHOUSES

SOUTH

The Architectural Cataloger

Box 8270
Galveston, TX 77553
(409) 763-4969

Backstrom Stained Glass et al

P.O. Box 2311, Dept. OHJ
Columbus, MS 39704
(601) 329-1254

Bank Architectural Antiques

1824 Felicity St., Dept. OHJ
New Orleans, LA 70113
(504) 523-2702

ByGone Days

3100 South Blvd., Dept. OHJ
Charlotte, NC 28209
(704) 527-8718

Florida Victorian Architectural Antiques

Historic Downtown Deland
112 Georgia Ave., Dept. OHJ
Deland, FL 32720
(904) 734-9300

Governor's Antiques

6240 Meadowbridge Rd., Dept. OHJ
Mechanicsville, VA 23111
(804) 746-1030

Great American Salvage

Rt. 50, P.O. Box 146
Aldie, VA 22001
(703) 327-6159

Great American Salvage

1722 Hendrick Ave.
Jacksonville, FL 32207
(904) 396-8081

Great Gatsbys

5070 Peachtree Ind Blvd., Dept. OHJ
Chamblee, GA 30341
(404) 457-1905

Joe Ley Antiques, Inc.

615 East Market St., Dept. OHJ
Louisville, KY 40202
(502) 583-4014

Ole Fashion Things

402 S.W. Evangeline Thruway, Dept. OHJ
Lafayette, LA 70501
(318) 234-7963

Red Baron's

6320 Roswell Rd., Dept. OHJ
Atlanta, GA 30328
(404) 252-3770

Rhyne's Corner Cupboard

603 S. Elm St., Dept. OHJ
Greensboro, NC 27406
(919) 378-1380

Second Chance

230 7th St., Dept. OHJ
Macon, GA 31202
(912) 742-7874

Southern Accents Architectural

312 Second Ave., SE, Dept. OHJ
Cullman, AL 35055
(205) 734-4799

Vintage Building Materials

1124 Dekalb Ave., N.E., Dept. OHJ
Atlanta, GA 30307
(404) 658-9690

Westlake Architectural Antiques

3315 Westlake Drive, Dept. OHJ
Austin, TX 78746
(512) 327-1110

Whit Hanks at Treaty Oaks

1009 W. 6th St., Dept. OHJ
Austin, TX 78703
(512) 478-2101

Wrecking Bar of Atlanta

292 Moreland Ave., NE, Dept. OHJ
Atlanta, GA 30307
(404) 525-0468

GREAT LAKES/MIDWEST

After the Paint, Inc.

711 Lafayette Ave., Dept. OHJ
St. Louis, MO 63104
(314) 771-4442

All State Salvage Inc.

1354 Jackson St., Dept. OHJ
St. Paul, MN 55117
(612) 488-6675

Architectural Antiques

801 Washington Ave., North, Dept. OHJ
Minneapolis, MN 55401
(612) 332-8344

Architectural Salvage Co-operative

909 W. 3rd St., Dept. OHJ
Davenport, IA 52803
(319) 324-1556

Bauer Brothers Salvage

174 Arlington Ave. East, Dept. OHJ
St. Paul, MN
(612) 489-9044

Chicagoland Antique Tub Company and Lectroglaz

16501 Skyline Drive, Dept. OHJ
Tinley Park, IL 60477
(312) 532-1799

Cream City Antiques

P.O. Box 441, Dept. OHJ
Hartford, WI 53027
(414) 673-7551

Eagle Eye Trading Co.

2319 N. Weil St., Dept. OHJ
Milwaukee, WI 53212
(414) 374-1984

Fellenz Antiques-Architectural Artifacts

439 N. Euclid Ave., Dept. OHJ
St. Louis, MO 63108
(314) 367-0214

Jan's Antique Studio

1065 W. Madison, Dept. OHJ
Chicago, IL 60607
(312) 226-2432

Kenneth Hunt Salvage

250 SE Army Post RD., Dept. OHJ
Des Moines, IA
(515) 287-0007

Lights of Olde

1460 Underwood Ave, Dept. OHJ
Milwaukee, WI 53213
(414) 453-4746

Materials Unlimited

2 West Michigan Ave., Dept. OHJ
Ypsilanti, MI 48197
(313) 483-6980

Olde Theatre Architectural Salvage Co.

2045 Broadway, Dept. OHJ
Kansas City, MO 64108
(816) 283-3740

Quality Hill Restoration

1222 Jefferson, Dept. OHJ
Kansas City, MO 64105
(816) 472-6830

Salvage One

1524 S. Sangamon St., Dept. OHJ
Chicago, IL 60608
(312) 733-0098

Spless Antique Building

228-230 E. Washington, Dept. OHJ
Joliet, IL 60433
(815) 722-5639

St. Louis Architectural Art Co.

2412 Menard, Dept. OHJ
St. Louis, Missouri 63104
(314) 773-2264

U.S. Dismantlement

3801 North Milwaukee Ave., Dept. OHJ
Chicago, IL 60641
(312) 685-4000

Waldon Woods

300 Washington Ave. North, Dept. OHJ
Minneapolis, MN 55401
(612) 338-2545

You Name It, Inc.

Box 1013, Dept. OHJ
Middletown, OH 45044
(513) 932-1383

WEST COAST

Architectural Salvage of Santa Barbara

726 Anacapa St., Dept. OHJ
Santa Barbara, CA 93101
(805) 965-2446

Berkley Architectural Salvage

2741 10th St., Dept. OHJ
Berkley, CA 94710
(415) 849-2025

Hippo Hardware & Trading Co.

201 SE 12th Ave., Dept. OHJ
Portland, OR 97214
(503) 231-1444

Omega

2407 San Pablo Ave., Dept. OHJ
Berkley, CA 94702
(415) 843-7368

Rejuvenation House Parts Co.

901-B N. Skidmore, Dept. OHJ
Portland, OR 97217
(503) 249-0774

Sunrise Salvage

2204 San Pablo Ave., Dept. OHJ
Berkley, CA 94702
(415) 845-4751

Vintage Plumbing Specialties

9645 Sylvia Ave., Dept. OHJ
Northridge, CA 91324
(818) 772-6353

CANADA

The Architectural Antiques Warehouse

P.O. Box 3065 Stn "D", Dept. OHJ
Ottawa, ONT, Canada K1P6H6
(613) 526-1818

Architectural Salvage Yards Of The UPPER MIDWEST

The used-house-parts market from another perspective

Architectural salvage in and around the states from Michigan to Minnesota is a thriving industry. Although blistering hot summers and harsh winters (with frequent freeze-thaw cycles) take their toll on exterior house parts in the Midwest, they often escape the forces that limit the stock of good architectural salvage in other regions. Termites, for instance, ravage architectural elements in other parts of the country, but are not as big a threat in the area. Details on urban buildings are less likely to have been removed or remodelled. Many small- to medium-sized midwestern cities have grown outward, leaving the older city "heart" intact.

Most heartland salvage-yard owners find their sales are evenly divided between customers restoring older homes and those building new, with rentals to theatre groups and photographic studios a growing sideline. Fireplace mantels, lighting fixtures, and stained or leaded glass windows and doors are the most popular items, perhaps because of the "ease of retrofit." Except for facing brick and ornamental items, most yards shy away from structural elements due to prohibitive insurance and labor costs. Interior mouldings and stair parts are commonly stocked, but more as a customer service than a money maker.

The upper Midwest was both inspiration and proving ground for the Prairie School-style architects of the early 1900s, and elements from these buildings are in great demand. "Great present-day appeal," emphasizes Patricia Shaughnessy of Olde Theatre Architectural Salvage Company in Kansas City. "As recently as five years ago, some items, such as art glass and light fixtures, could be picked up for nothing; others couldn't be gotten rid of," she states. "Now, we can't keep anything Prairie in stock." Architectural Antiques of Minneapolis specializes in Mission Style and Prairie School items. The inventory, obtained locally and from the Chicago and Milwaukee areas, includes a healthy stock of stained and leaded glass, light fixtures, and built-ins (bookcases, buffets, and the like). The astronomical prices Wright pieces bring

tend to pull the value of all Prairie-style pieces upward and make them harder to locate. The public is increasingly more knowledgeable about architectural artifacts and their value, and so the incredible find — a Greene and Greene light fixture, pulled from the back of an attic, for instance — is increasingly rare.

Beyond the well stocked larders of Prairie School-style artifacts and terra cotta, upper-Midwest salvagers find another element in common: The sources are running out. The big-city renaissance of the past 25 years (which once produced a plethora of salvage materials) has slowed. Vern Denz of All-State recalls when he and a crew of 15 would salvage and dismantle four or five houses per day. "Now we do four or five per year." The efforts of historic preservation groups have further slowed the flow of salvage goods. In an effort to "fill the gaps," many establishments are beginning to carry high-quality reproductions. ADI, a new division of Olde Theatre Architectural Salvage Co., carries reproduction lighting, columns, "tin" ceilings, and castings. "But only the best," stresses proprietor Patricia Shaughnessy, "items of high-enough quality that they themselves might be considered architectural antiques some day." Salvage One of Chicago, the largest yard in the upper Midwest, is increasing its selection of "garden element" reproductions: cast-iron benches, urns, and statuary.

Bill Fellenz of Fellenz Antiques of St. Louis, Missouri, explains somewhat tongue-in-cheek, "The yards are in competition for both customers and materials; we're all bitter enemies." Another shopkeeper notes, "I look at my

relics with the same mixed emotions a zookeeper must feel — glad to have saved these rare creatures from extinction, disheartened to know the wonderful environment from which they came has been destroyed." The architectural salvage yards of the upper Midwest continue to provide refuge for these endangered species.

Gregg Carlsen builds custom homes and additions in the Stillwater, Minnesota, area, based on Prairie School and earlier architectural styles.



This Kansas City salvage firm specializes in both chandeliers and terra cotta.

F

by Dale R. Hellegers

FROM CAST-OFFS TO CABINETS



The modular cabinets that had to go.

When friends and neighbors caught the excitement of our 1904 Dutch Colonial restoration, my cup ranneth over. So did my storage space, as many of these people began donating odds and ends from their old houses, things they no longer needed but could not bear to throw away. From one friend's house alone came seven carloads of cherry raised-panel interior shutters in all sizes.

Fortunately, my embarrassment of shutters coincided with a kitchen that had to be redone on a very skinny shoestring. Days after we moved into our house, I'd consulted a designer because our cheap 1950s kitchen rehab was unbearable. He came up with a hideous (and hideously expensive) plan, and that was the end of that. I did cosmetic work until I could afford the major stuff.

Six years later, I was glad for the delay. Having read extensively on kitchen design and lived with the peculiar problems of our kitchen, I now knew what I wanted and (more important) what I didn't want. I didn't want the strong horizontal lines of prefab, "cookie cutter" kitchen cabinets — my kitchen has a 9½-ft. ceiling, and I needed storage all the way up to it. I also didn't want a sterile operating room or some cutesy ersatz Victorian scheme based on arched panels and gallery railings. Because custom-made cabinetwork was out of the question unless I

made it myself — and because I had that surplus of shutters — I turned amateur woodworker.

The design of the cabinets was kept simple, to highlight the shutter doors while also evoking kitchen and pantry dressers illustrated in turn-of-the-century plans. My cabinet frames are constructed of solid cherry lumber. For panels, however, I chose cherry plywood for dimensional stability, and I hung the shutters as bifold doors for contemporary convenience. For a little more than 13 linear feet of cabinets (over 42 cubic feet of storage), I spent approximately \$500.

Only general dimensions to build a single, wall-hung cabinet are given in this article (drawing B), because the project was designed around my one-of-a-kind shutters. The proportions can be altered or customized to fit your needs — just remember to carry the changes throughout the entire plans. In building several of these cabinets, I used ¾" cherry lumber (because my shutters are a full 1" thick) and ¾" plywood (because I wanted panels strong enough to hold shelves), but they could also be built from lighter stock. Any doors should work.

Planning, Cutting, and Assembling the Face Frame

It is easier to design the cabinets to the door size rather than trim the door to fit the cabinet. Carefully measure your shutters (or other type of door) and do any trimming before cutting cabinet lumber.

- 1) Check lumber and true if necessary.
- 2) Rough-cut the lumber, allowing ¼" extra for sanding loss later, and ⅛" for waste on crosscuts.
- 3) Finish-cut the side rails. Clamp together, making sure they're squared up and even across one end, then cut off any excess on the other side. Do the same with top and bottom rails and stiles. Sand the fronts, backs, and edges.
- 4) Make sure edges that will be dowelled together are true and smooth. Lay out cabinet face frame right-side-up on a

all photos by Dale R. Hellegers

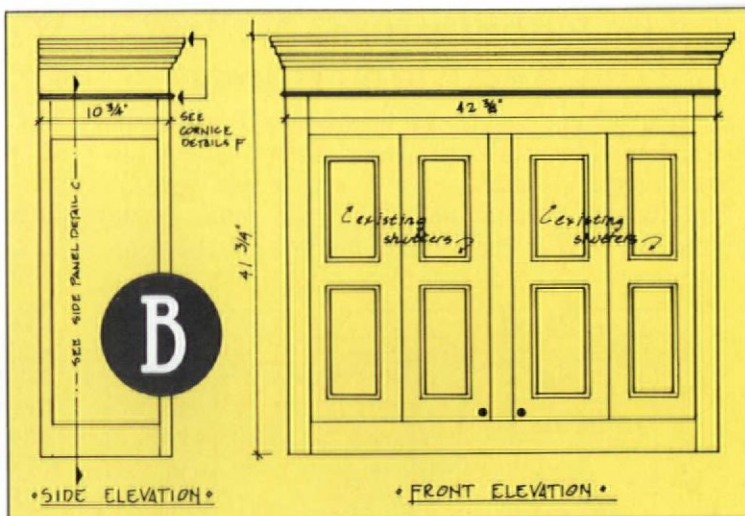
flat, smooth surface. Move pieces around and check for grain patterns and fit. Label each piece on its back. To double-check fit and squareness, clamp the face frame together and measure the inner diagonals. These two measurements should be identical.

5) Realign the face frame and reclamp. Mark dowel locations (see drawing A). With the doors in place, mark and cut the hinge locations on side stiles.

6) Line up the doweling jig on the marks and bore holes to slightly over 1" deep in each piece. Placing a dowel center in one hole will accurately mark the position of the second when mating members are brought together. I used $\frac{1}{4}$ " dowels to secure center stiles to rails and $\frac{5}{16}$ " dowels for the rest of the face frame.

7) Glue and clamp the face frame. First, glue and insert dowels in the center stile. Mate these to the top and bottom rails and tap them into place with a mallet. Pull joints tight with a pipe clamp but *do not allow glue to set*. Next, glue and insert dowels into one side stile, then glue mating rails and tap stile into place. Pull the sides together with clamps along the top and bottom rails. Check the inner

B



diagonal measurements and make sure the frame is not racked or twisted. With a damp cloth, remove any traces of glue and let the piece lie clamped for 24 hours.

8) When the frame is fully dry, line up the doors with the hinge locations, double-check measurements, and mark them for mounting later.

A

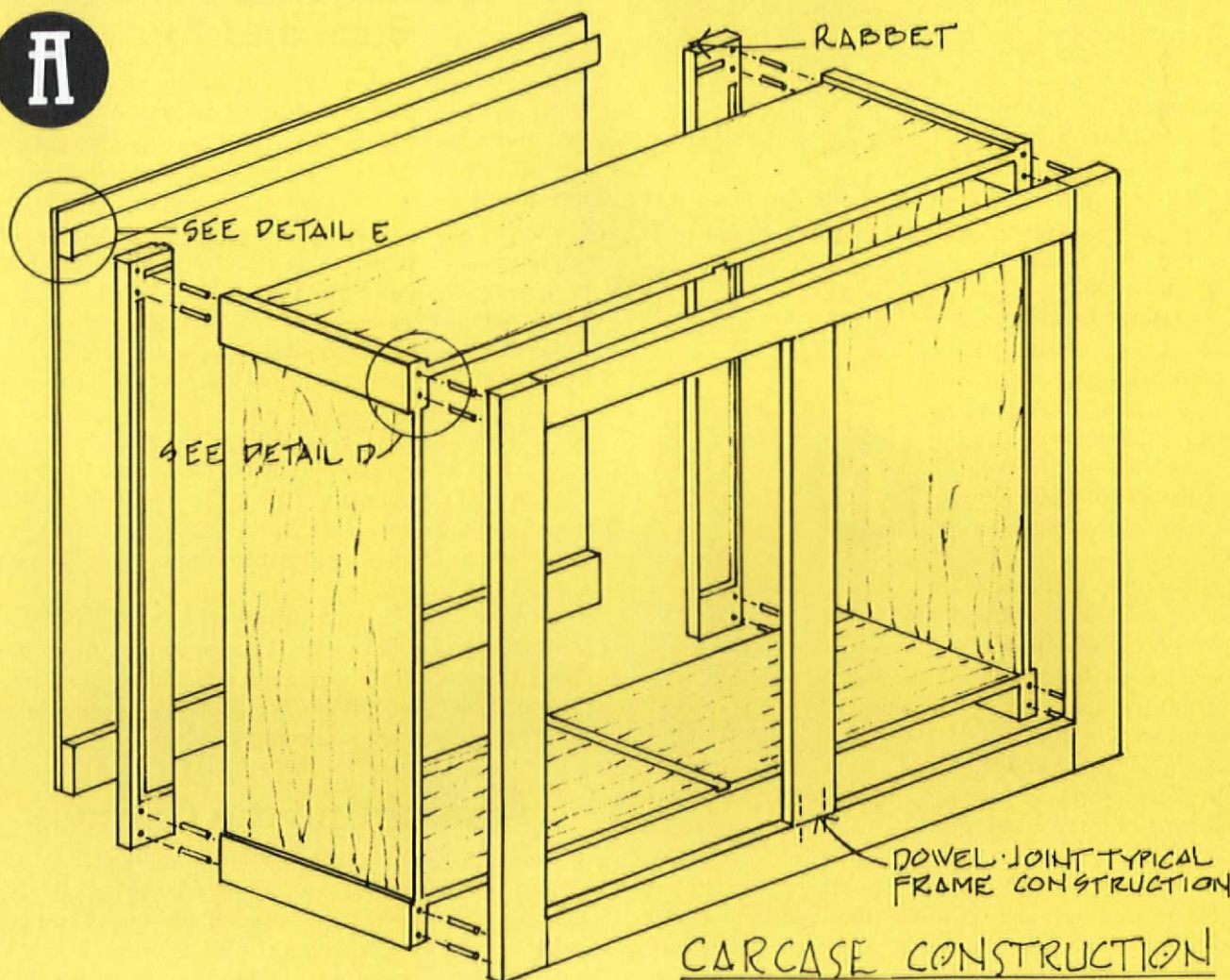
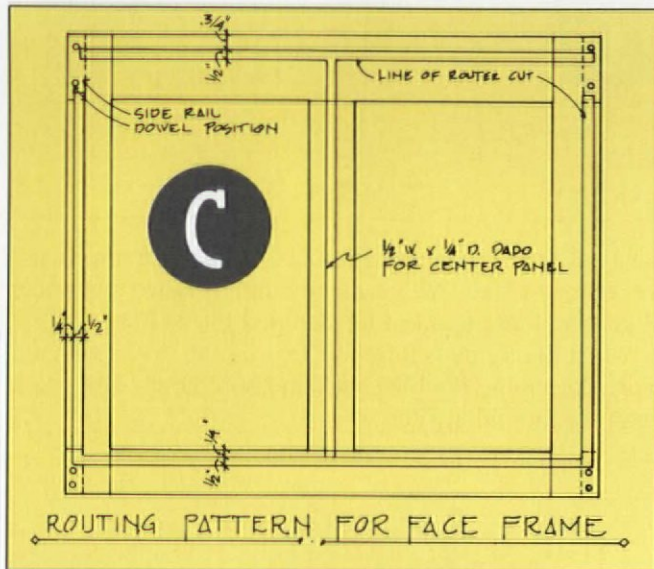


Illustration by Jeff Wilkinson

Routing the Face and Side Frames

The width of your router cuts depends on the plywood thickness used for sides and bases. I used $\frac{3}{4}$ " cherry plywood for mine, so dados were $\frac{1}{2}$ " and rabbets were $\frac{1}{4}$ ".

All routing is done on the *inside* of the cabinet frame. Plan on two passes per cut. Make the first pass $\frac{1}{8}$ " deep, then repeat at $\frac{1}{4}$ ". (A table-saw blade height gauge is handy



for measuring router-bit depth.)


1) Pencil in all router cuts on the inside of the face frame (see drawing C).

2) On the inside of the bottom face frame rail, rout a dado $\frac{1}{2}$ " wide \times $\frac{1}{4}$ " deep, $\frac{1}{4}$ " from the top edge to accept the bottom panel that is the floor of the cabinet.

3) On the face frame stiles, rout a dado $\frac{1}{2}$ " wide \times $\frac{1}{4}$ " deep, $\frac{1}{4}$ " from the outer edge. Run these dados a little more than $\frac{1}{4}$ " past the point where the stiles join the rails. Do the same for the rear side tiles.

4) Adjust the router fence and cut a dado $\frac{1}{2}$ " wide \times $\frac{1}{4}$ " deep on the inside of the top face frame rail, $\frac{3}{4}$ " from the top edge to accept the top panel. Do the same with the top side rails.

5) If you are using a center stile, run a $\frac{1}{2}$ "- \times - $\frac{1}{4}$ " dado down the middle of its inside face and connect this to the dados in the top and bottom rails. Make the dado off-center by $\frac{1}{8}$ " now, so that the $\frac{3}{4}$ " plywood divider will be positioned at dead-center later.



6) Readjust the router fence. On the bottom edges of the top side rails, rout dados $\frac{1}{2}$ " wide \times $\frac{1}{4}$ " deep, $\frac{1}{4}$ " in from the outside face to accept the side panels (see drawing D).

7) On the top edges of the bottom side rails, rout dados $\frac{1}{2}$ " wide \times $\frac{1}{4}$ " deep, $\frac{1}{4}$ " in from the outside face, also for the side panels (see drawing D). (If the rails are $\frac{3}{4}$ " lumber, these dados will be close to centered.)

8) On the inside edges of the bottom side rails, make rabbets $\frac{3}{4}$ " wide \times $\frac{1}{4}$ " deep to accept the bottom panel. This could be done by making a $\frac{1}{2}$ "- \times - $\frac{1}{4}$ " dado with the fence still set $\frac{1}{4}$ " in from the edge. The cut will run into the previous dado and the result will be an L-shaped area from which the stock has been removed.

9) On the inside back edges of the rear stiles, rout $\frac{1}{4}$ "- \times - $\frac{1}{4}$ " rabbets to allow the plywood back to lie flush with the cabinet.

10) If you are using nailed shelf standard and you wish to recess them, rout channels for these now.

11) If you are adding a cornice as I did, rout a $\frac{1}{2}$ "-wide- \times - $\frac{1}{4}$ "-deep dado, $\frac{1}{4}$ " in from the outer edge on the top-most edge of the top face frame rail and to side rails. This will accommodate the rabbeted cornice backing.

Cutting Side Panels, Base and Top

Plan your plywood cuts carefully before sawing. If you're using a circular saw, cut the plywood good-face-down to minimize chipping; if you're using a table saw, cut good-face-up. Blades specially made to cut plywood are a good investment. I used $\frac{3}{4}$ " plywood for side panels and the center divider so that there was enough wood to hold "spoon" shelf supports in $\frac{1}{4}$ " holes. If you choose another system, $\frac{1}{2}$ " plywood may do.

1) Cut side panels, base and top, and label.

2) On the side panels, rout a $\frac{1}{4}$ "- \times - $\frac{1}{4}$ " rabbet around the inside face perimeter (see drawing A). (Omit this step if you choose $\frac{1}{2}$ " plywood.)

3) On the base, rout a $\frac{1}{4}$ "- \times - $\frac{1}{4}$ " rabbet along the top front edge (to make the cabinet "floor" flush with the bottom edge of the face frame) and along the top of the rear edge (to accommodate the back of the cabinet).

4) On the inside face of the top, rout a $\frac{1}{4}$ "- \times - $\frac{1}{4}$ " rabbet around all four sides.

5) If you're using a center divider, rout a $\frac{1}{4}$ "- \times - $\frac{1}{4}$ " rabbet across top and bottom ends. Change to a mortise bit and rout a $\frac{1}{2}$ "-wide- \times - $\frac{1}{4}$ "-deep dado across the inside faces of the top and bottom panels. These dados must match the offset of the dado in the center stile.

Assembling the Carcase

1) Do a trial assembly of the cabinet without glue. All joints should be snug — but not require forcing — and should hold together with friction alone. If any joints need gentle enlarging, do so now with a chisel or router.

2) Mark dowel locations for the ends of each side rail, making sure that they line up with the face frame. Use a



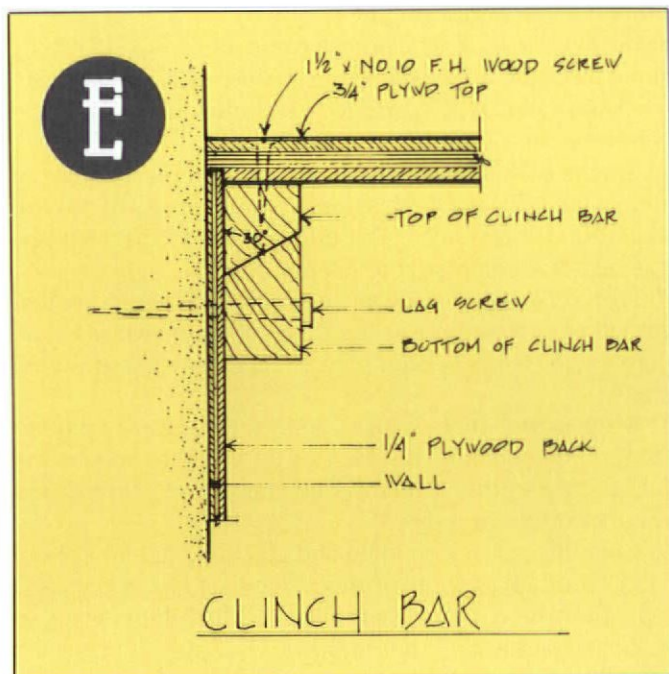
Lifting a cabinet onto its clinch bar and back.

dowel jig and centers to bore holes in the side rail ends, face frame stiles, and rear stiles. Holes in the face frame and rear stiles must be kept under $\frac{3}{8}$ " in depth (if using $\frac{3}{4}$ " stock) to avoid going through the wood.

3) Double-check the alignment of the rear stiles, then mark the small areas where they intersect the top and bottom panels. Rout dados $\frac{3}{4}$ " wide by $\frac{1}{4}$ " deep across the stiles at intersections to accommodate the panels. Trial-fit the stiles to the back — they should fit snug and flush.

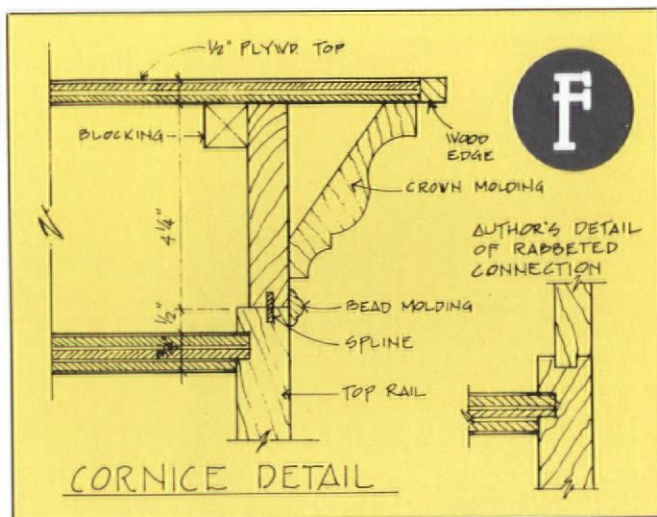
4) Position the two rear crosspieces that secure the cabinet to the wall between the rear stiles. Mark where they met the center divider and cut away portions of the divider at top and bottom to accommodate the crosspieces.

You may want to substitute a *clinch bar* for the top crosspiece. Cut a clear, straight 2×4 to the proper length, then rip it into two equal pieces at a 30-degree angle. Break



the sharp edges with a plane or rasp. One half of the clinch bar will be attached to the cabinet's top; the other will go on the cabinet's back (see drawing E). Because the clinch bar halves occupy a space wider than an uncut 2×4 when

the cabinet is being hung, the cut-out in the center divider will have to be roughly 1" wider than the assembled clinch bar (typically $4\frac{1}{2}$ ").



Final Glue-Up

Make sure that assembly takes place near your kitchen — you may find it difficult to move a bulky finished cabinet up from your basement.

- 1) Place the face frame front-down on a flat surface.
- 2) Glue and tap dowels into the front ends of the side rails, then glue and insert rails into the face frame. Tap the joints almost home using a mallet and block of wood.
- 3) Before joints are fully assembled, glue up the dados in the front stiles and side rails, as well as the corresponding rabbets in the side panels. Slip each panel into position, tapping very lightly to tighten the joint. If you meet resistance, check for splinters or poor alignment.
- 4) Before tightening joints, glue up and insert top and bottom panels as above. (Start with the top panel.)
- 5) When all panels are loosely assembled, tilt the cabinet up on its bottom and, using pipe clamps, gently pull the

Recommended Tools & Supplies

- Doweling Jig: I used a self-centering model.
- Dowel Centers: excellent for lining-up dowel holes.
- Router: at least 1 hp, with adjustable fence. Also $\frac{1}{2}$ " mortising bit and $\frac{1}{4}$ " rabbeting bit (carbide-tipped recommended)
- Circular and/or Table Saw
- Sanders: both belt and palm orbital are handy
- Electric Drill and Bits
- Pipe Clamps: three or more, 5' long.
- Mallet: rubber or wood
- Dowels: $\frac{3}{16}$ " ($1\frac{1}{2}$ ", 2" long); $\frac{1}{4}$ " (2" long)
- Shelf Supports: I like the spoon-shaped clips that fit into a $\frac{1}{4}$ " hole and are unobtrusive.
- Door Hardware: hinges, catches, and pulls
- Carpenter's Yellow Glue
- Wood-Veneer Edge Tape (optional)

side rail joints together. When these are tight, put the cabinet back down on its face and reposition the clamps to gently pull the joints securing the top and bottom panels together. Check all joints with a square.



The finished cabinet, one of several in varying sizes built for the kitchen.

6) When all joints are pulled tight, glue and dowel the back ends of the side rails. Tap the rear stiles into position, then draw the joints snug with pipe clamps.

7) Check all joints for squareness and give clamps a final tightening. Let dry 24 hours.

8) For a center divider, glue up dadoes in the center stile and top and bottom panels. Slide the divider in, tapping it home with a mallet (make sure you've made cut-outs for top and bottom crosspieces first!). The divider can be further secured with screws through the panels.

Finishing Touches

1) Cut a back for the cabinet from $\frac{1}{4}$ " plywood, making it large enough to lap on each side into the $\frac{1}{4}$ " rabbets routed in the rear stiles. Trial-fit the plywood to make sure it lies flush. Label the top and bottom.

2) Glue the crosspieces in place on the inside face of the cabinet back, then lower the cabinet over the back. Each crosspiece should butt snugly against a top or bottom panel. (Take care not to glue the crosspieces to the cabinet itself!) If you're using a clinch bar as the top crosspiece, first glue and screw the top half to the underside of the top panel. After this has dried, you can position the mating half on the cabinet back and then glue it down.

3) When glue has dried, remove the cabinet, turn the back panel over and, using $\frac{3}{4}$ " wood screws, secure the back panel to the crosspieces. Do not secure the back to the cabinet at this point.

4) Finish-sand the cabinet. Bore holes for shelf supports (a jig made from pegboard helps), or nail in shelf standards.

5) Cut shelves from $\frac{3}{4}$ " plywood, with grain lengthwise for maximum strength. Using glue and clamps, attach a $\frac{1}{4}$ "-

wide finish strip of matching wood across shelf fronts (to conceal the plywood sandwich) or use wood tape meant for this purpose. Note: If you are using unrecessed shelf standards, the dimensions of your shelves will be different than if you recess them or use spoon clips.

6) Stain and finish the cabinet inside and out (including shelves), matching the color and patina of your salvaged doors, if necessary. Make sure the finish is completely dry before attempting to hang the cabinet.

7) To hang the cabinet, first level a horizontal line on the wall that will be the top edge of the cabinet carcass. Mark the wall studs crossing this line. Align the cabinet back (crosspieces facing out) $\frac{3}{4}$ " below this line, checking it with a level. Bore 2-3 holes through the top crosspiece into the studs behind and secure with lag screws ($\frac{5}{16}$ "- $\frac{3}{8}$ " diameter, long enough to reach half their length into the studs). Repeat for the bottom crosspiece.

8) Lift the cabinet and slide it onto its back. Check to make sure you're pleased with its placement. When you're satisfied, bore 3 to 5 holes through the top panel and into the crosspiece, as vertically as possible. Screw the cabinet to the crosspiece with 8- \times -1 $\frac{1}{2}$ " wood screws. Repeat with the bottom panel, boring up into the bottom crosspiece and countersinking the screwheads. Install shelves.

Cornice

This cabinet design calls for a cornice in the fashion of a pantry dresser — basically three sides of a box covered by a top and ornamented with crown moulding. The cornice sides I used were made from 1" \times 4" cherry, but could also have been built from $\frac{1}{2}$ " plywood (like the top) or simplified (as in drawing F).

1) Cut sides from 1" stock or plywood and run a $\frac{1}{4}$ " rabbet along the front edge where the cornice will join the cabinet's top rails. (A $\frac{1}{2}$ " dado to accept these sides must be cut in the top rails of the cabinet.)

2) Cut the cornice top from $\frac{1}{2}$ " plywood. It must equal the area of the cabinet top plus the depth of the crown moulding around three sides. The edge added to the plywood top later will complete the profile.

3) Position the plywood on top of the cabinet and pencil an outline of the cabinet's top edge on the plywood. Glue, dowel, and clamp the side pieces together in a three-sided box.

4) When dowel joints are dry, apply a thin layer of glue to the top edge of all three side pieces. Place the top on the side pieces so that it aligns with the pencil outline, and nail the top to the sides.

5) Miter the crown moulding and glue and nail it in place.


6) Rip $\frac{1}{2}$ "-thick strip to fit the raw edges of the plywood top. Miter the corners, then glue and nail these strips in place and finish-sand their edges.

7) Finish the cornice as you did the cabinet. Slide the cornice into place, but not until after you have hung the cabinet. If you want to conceal the joint between the cornice and cabinet, tack a piece of beaded moulding over the joint with brads. Go food shopping.



by James C. Massey & Shirley Maxwell

EARLY COLONIAL REVIVAL




The circular window tower, extra-tall chimney, and pyramidal roof extending outward in a gentle curve are all examples of the design liberties taken in this Colonial Revival house in Providence, R.I.

all photos by James Massey

The late 1800s was a period of a great architectural richness. The Queen Anne, Romanesque, and Shingle styles were in full bloom, with Queen Anne and the Shingle styles showing signs of great enduring popularity. They coexisted with Eastlake and Stick styles, and the early examples of the Prairie and Bungalow styles. In the midst of all this, a wave of nostalgia swept the country, inspired partly by the centennial celebration of 1876 and partly by inci-

dents such as the demolition of the celebrated John Hancock House in 1863, which shocked New England and the rest of the country. Americans were beginning to take an interest in their past and in the "good old days" before the American Revolution and the Industrial Revolution. This article examines the beginnings of Colonial Revival, an architectural style that began roughly in the late 1870s and has flourished on into the present.



ictorian America found living in an age of rapid industrial and technological change wonderful but wearing, fascinating and frightening. Relief and national pride mingled with a feeling that things seemed to be moving a little too fast for comfort at the end of our first century. As George C. Mason, Jr., a noted Philadelphia architect, observed in 1881, "no wonder we were ready to step back a hundred years into the past, to the good old days when George the Third was king, when stately men and women glided through life in quiet dignity." But Mason admitted, none too ruefully, that it might not be so easy to escape the hurly-burly air of the late-19th century, especially when it came down to the houses in which we lived: "The world has moved on and men have changed . . . and habitations must necessarily reflect our tastes." It was clear that although popular sentiment called for a return to the simple English, German, and Dutch dwellings of our colonial past, Americans still wanted to enjoy the conveniences and delights afforded by the Queen Anne style.

There were good reasons for this. Queen Anne houses suited contem-

This Dutch Colonial Revival, top, located in the Sudbrook Park district of Baltimore, Md., is a perfect example of the subtle asymmetry architects strived for in the Colonial Revival. The multiple gambrel-roof dormers and the side addition with its own dormer achieve the reserved vernacular look one might find in a true old house. The 1902 house in Providence, R.I., bottom, shows how a gambrel roof could be turned to face the street and become the main facade. The gracious veranda and the multiple bay windows are sure signs of Queen Anne.

porary needs well, with their expansive spaces, flexible floorplans, interesting building shapes, and big verandahs. While real colonial homes were inspirational in a patriotic sense, they struck the late-Victorian eye as small and plain — dowdy, in fact, compared to the commodious Queen Anne house, with its rich mix of building materials and rooflines and bays and corner towers. Genuine colonial homes didn't have a central furnace to warm the backs of family members huddled around its open fireplaces; consequently rooms were small, separated by corridors, and fitted with snugly closing doors. Worst of all, colonial houses did not have those wonderful verandahs! No question about it: The homes of our noble forebears were sadly lacking in modern comfort and convenience.

Yankee ingenuity refused to be bog-

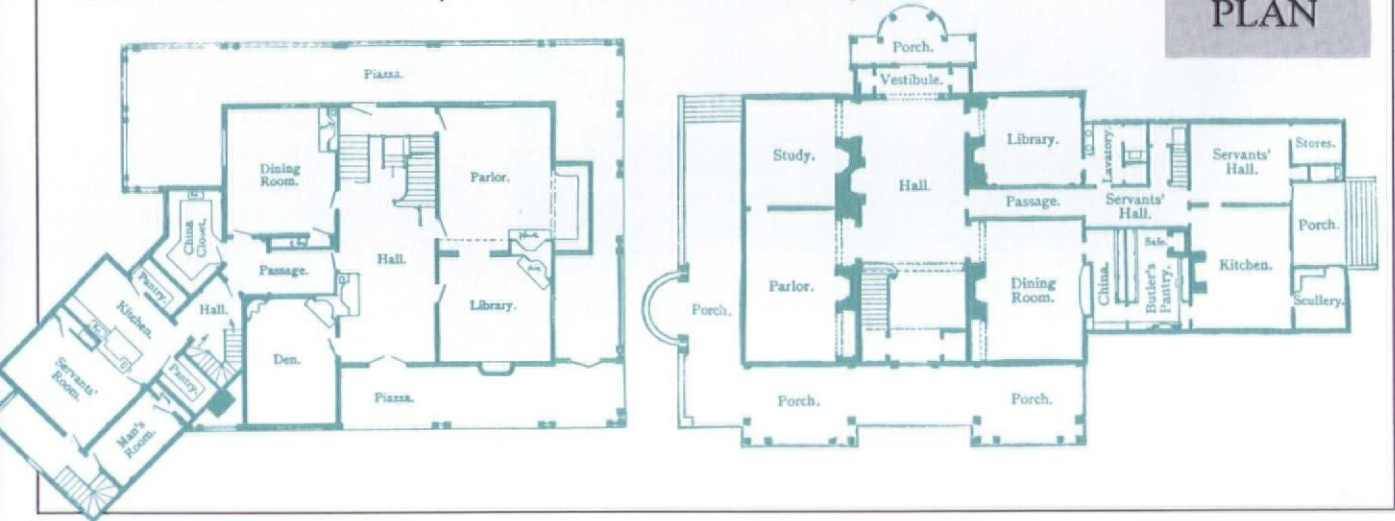



An example of an archeological approach to Colonial Revival is this 1905 house in Ryton, Clark County, Va., top. However, the presence of the covered entry porch and the two side wings are obvious modern elements. Notice the dentil moulding on the cornice and the Palladian window on the attic storey at the gable end. At bottom is the Wheatland-Phillips House in Salem, Mass., built in 1896 (John P. Benson, architect).

As these floor plans by McKim, Mead, & White (right) and Arthur Little illustrate, the Colonial Revival style combined the formal arrangement of its colonial antecedents with the bays and


porches popularized by the Queen Anne. Note that both plans feature a large hallway — typical of Colonial Revivals, but not of colonial originals — with a staircase as its focal point.

READING THE FLOOR PLAN





This Georgian-style house in Madison, N.J., top, is far different from the picturesque, irregular shapes of many early Colonial Revival residences. A distinctive touch is the pair of hooded dormers, joined at the hip with a balustrade. Also significant is the triple window with vertically divided upper lights. The screened porches on either side are modern features. At bottom is a house in Coopers-town, N.Y., with modillion trim at the cornice lines and a Chippendale-influenced porch railing which sing turn-of-the-century Colonial Revival.



interest in classicism among many of America's young architects, who were being trained in or greatly influenced by the rigorous tradition of France's Ecole des Beaux Arts. They learned to apply the concept of architectural historicism to American building — specifically the Georgian and Federal style buildings being rediscovered in towns such as Newport, Rhode Island, and Salem, Massachusetts.

Charles McKim of McKim, Mead, & White led the way in the late 1870s by embarking with his firm on a well publicized tour of New England's historic houses, measuring and sketching all the way (see "Who They Were," page 22). Their example encouraged other architects and talented amateurs to do likewise for the old houses of their own regions. McKim is also credited with the first full-fledged Colonial Revival house: the Henry A.C. Taylor residence in Newport, built in 1886, which was praised as "a reassuring alternative to the exuberance of the Queen Anne style and the spatial intricacies of shingled houses."

Other architects turning to America's architectural legacy included Arthur Little and Herbert Browne (Little & Browne) and Robert Peabody and John Stearns (Peabody & Stearns). In an 1877 article written for *American Architect*, Peabody called upon architects to look no further than the Georgian mansions of New England for inspiration. Just a few years later, George Mason urged members of the American Institute of Architects (AIA) to "humbly and earnestly" study the principles that shaped building in the colonial period, not merely to copy quaint details but to learn how the forms they admired had evolved and how they could best be used to serve the new age. And architect Glenn Brown,

gled by simple stylistic details. After all, it hadn't been stumped when called upon to turn Greek temples into banks, and barns and gothic churches into outhouses! Updating colonial architecture by incorporating Queen Anne planning and Georgian motifs would be no more difficult. In time, an acceptable colonial style was sure to evolve.

And evolve it did. It was helped along by a reawakened

of Washington, D.C., made colonial architecture his specialty, restoring a number of 18th- and early-19th-century buildings, including the Octagon, headquarters of the AIA.

The first Colonial Revival houses were much bigger than their colonial antecedents, but the shapes were simpler and more rectangular than Queen Anne structures, closer to the boxy look of the originals. Off came the towers and most of the projecting bays. Exterior trim became restrained, classical in form. Adamesque swags in gabled pediments and modillion and dentil trim at the cornice line were used. Porches were likely to be supported in the unadorned Doric or Ionic mode. Rooflines were streamlined, and hardly anybody saw the need for more than one kind of roof to a building anymore; gables or gambrels, or a subdued hipped or pyramidal roof, served this less flamboyant era well. One or two building materials — wood, brick, or stone, simply handled — seemed more suitable than multiple siding materials.

As in the colonial originals, doorways became the focal point of the facade. Larger-than-life broken pediments, rare in real colonial buildings, often appeared above six-panel

doors, along with elliptical fanlights with fanciful tracery. Windows were less likely to be the many-paned swinging casements favored by Queen Anne enthusiasts. ("We do not like rattling casements!" sniffed George Mason.) Double-hung, six-over-six window sash, or even nine-over-nine or twelve-over-twelve, gave just the right colonial flavor in the broader window openings of new day. Small panes were used only in the upper part of the window, while

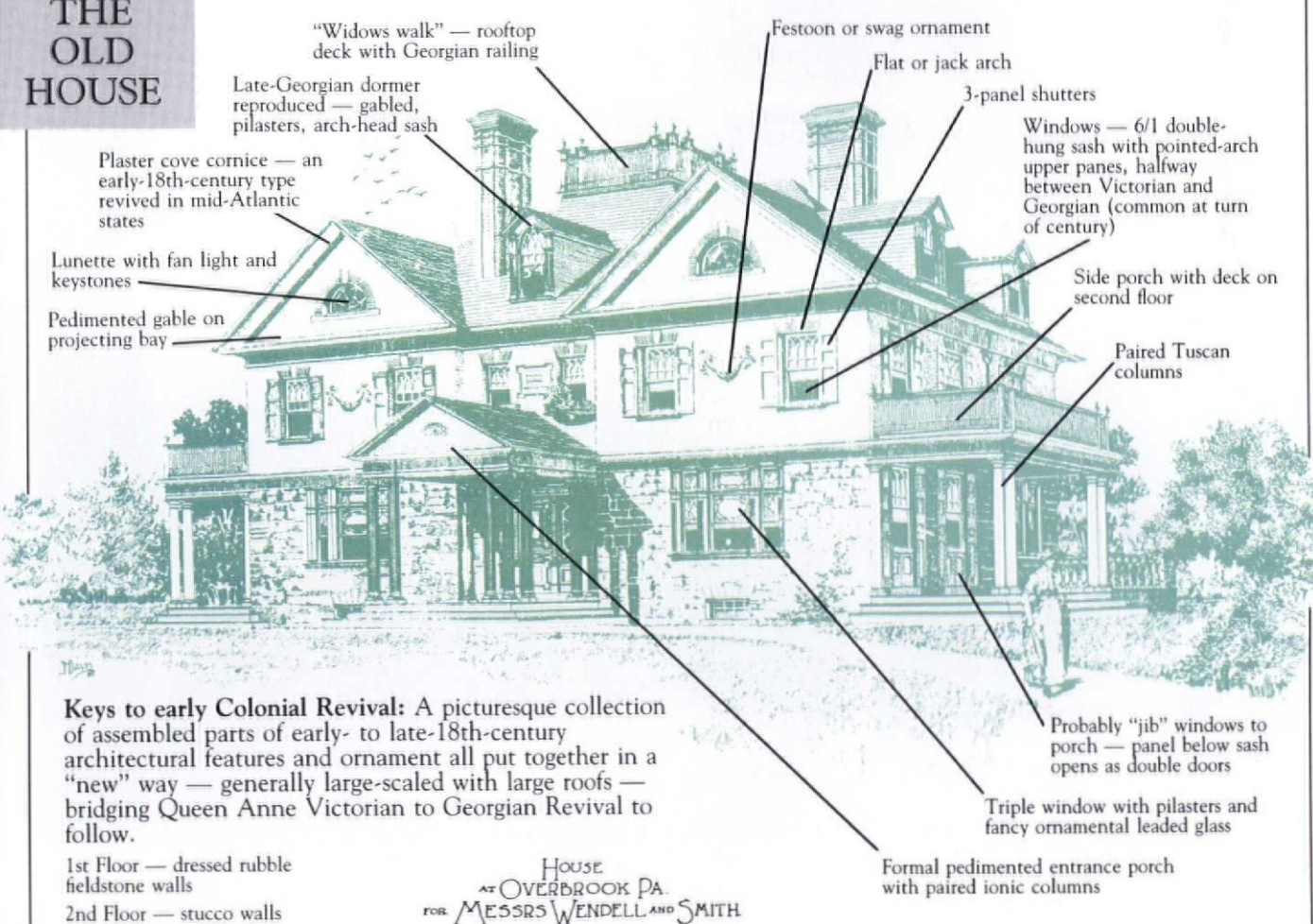
Real colonial homes struck the late-Victorian eye as small and plain.

the bottom sash was fitted out with a single large pane. Bulls-eye or small oval windows added interest to upper storeys, and the arched Palladian window never lost its appeal. Colored glass, however, began to seem flashy for increasingly conservative tastes.

Streetscapes took on an increasingly sedate air, as blocks of pleasant but unassuming buildings with mostly symmetrical facades filled the suburbs. As in early American

READING THE OLD HOUSE

THE EARLY COLONIAL REVIVAL



Keys to early Colonial Revival: A picturesque collection of assembled parts of early- to late-18th-century architectural features and ornament all put together in a "new" way — generally large-scaled with large roofs — bridging Queen Anne Victorian to Georgian Revival to follow.

1st Floor — dressed rubble fieldstone walls
2nd Floor — stucco walls


HOUSE
AT OVERBROOK PA.
FOR MESSRS WENDELL AND SMITH

neighborhoods, the houses seemed to share a family resemblance. Variety for the sake of variety was losing its charm, and a subtle traditionalism began to edge out the yen for novel effects.

Interiors were changing, too. Although floorplans were still flexible, the decorative elements were quieter. Staircases assumed elegant, gently curving handrails with simple turned balusters. Fireplaces were as much coveted in turn-of-the-century Colonial Revival houses as they had been in Queen Anne, but they looked different: They were more likely to be flanked by delicate classical pilasters and surmounted by paneled overmantels than to be surrounded with fancy tilework and heavy mirrors in carved and varnished frames. Prominent chimneys, so important to Queen Anne buildings, were still nice, but they no longer

played a major role. And, of course, big chimneys were hardly necessary anyway, thanks to those giant furnaces and cast-iron cookstoves.

Since the original colonial buildings were usually small and simple, it was fairly easy to adapt the style to cottages. For the larger, more elaborate houses that captains of industry demanded from their architects, however, it was necessary for the original colonial "unit" to be enlarged and repeated until the desired size was achieved.

Very few early Colonial Revival houses were even close to archeologically correct; generally speaking, this was not an important concern until after 1900. By then architects had poked around enough of the genuine colonial houses — measuring them, drawing them to scale, checking out old deeds and contracts and land records — to recognize and care about authenticity. For the most part, early Colonial Revival houses were overscaled and casually ornamented when compared with the originals. And there were all those lingering verandahs. Yet they were deeply satisfying homes to the millions of Americans who wound up living in them; verandahs or not, they seemed to link up psychologically with a past that was not only simpler but undeniably, gloriously our very own. 



This substantial residence in Norfolk, Va., Gbent district, top, was obviously architect-designed. Notice the elaborate second-floor doorway and the broken pediment on the middle dormer. At bottom is a large brick Foursquare in the Rosemont district of Alexandria, Va. The heavy stone quoins and the quiet lines of the porch give it a stately look.



The CASE of the MISSING CAPITALS

By KENNETH D.
COLLISTER



How To Cast Porch Column Capitals In Fiberglass

Wooden porch columns topped with terra-cotta capitals are typical of turn-of-the-century homes here in North Central Indiana. Our 1892 home was no different, except that over the years cracks had developed in two of the Ionic capitals, and in time they disintegrated. The likely suspect: the freeze-thaw cycle of water seeping into the cracks. Once on either side of the steps at the very front of the porch, the missing capitals were an eyesore.

We considered new capitals, but even if we could find them in the correct size, they wouldn't match because the originals had been painted many times. Instead, we decided on a bold course of action: mold one of the existing capitals in silicone rubber, then cast new capitals in fiberglass-reinforced polyester — exactly duplicating the originals in their present condition.

Choosing a model was simple. One of the existing capitals directly behind a missing one was both accessible and in relatively good condition. The rest of the procedure was a little trickier. A mold had to be made from one-half of this capital, and two fiberglass halves cast from this mold to form one new capital. The catch was, the original capitals were fabricated as single units and installed as the porch was built. They were captive on the columns and could not be removed to make the mold. Consequently, all mold work had to be done in place using stepladders. Here's how I solved the capital caper.

Building and Installing the Wooden Forms

Before the mold could be made, a *base platform* had to be built on the column to support the weight of the mold and serve as a stage for the other parts. *Parting blocks*, *wedge slides*, and a *top form* were also needed to create mounting surfaces on the mold for the boards that eventually produced flanges on the fiberglass half-capital. Last, a set of *taper pins* had to be made to reposition the plaster case mold after removal during the casting steps (see drawings, pages 54 and 55).

First, a base platform was made from $\frac{3}{4}$ " plywood, large enough to extend 3" beyond each of the three scrolls or *volute*s of the capital and $1\frac{1}{2}$ " beyond its centerline. Corners were squared off at 45 degrees for better accessibility. Shelf brackets (8" and 10") were screwed on the centerlines to support it on the column.


Next, an L-shaped top form designed to fit the porch beam was cut from $\frac{1}{2}$ " plywood. It was 6" wide, and had to be 2" to 4" larger than the corners of the capital. Parting blocks were fashioned from redwood 2x8 scraps. Cardboard patterns were first fitted to the capital volutes, and then these profiles were transferred to the redwood for cutting with a saber saw.


Movable wedge slides established the surface of the column in the plaster case mold. Because the volutes extended below where the capital met the column, these devices had to be triangular to fit between the volutes (one per capital "quadrant"). They were built up from $\frac{3}{8}$ " plywood and "screen mould" lumber (1" x $1\frac{1}{8}$ " actual dimension) set on edge. This provided a total height of exactly 2" above the base platform and brought the top surface of the slide even with the junction of the capital and the column.

The four locating pins functioned as keys for holding the plaster case mold in the correct position once it was moved. Each was 3" long and $\frac{1}{2}$ " in diameter, with a 4-degree taper at each side. Mine were made from aluminum, but they could also have been hardwood dowels.

The column has a turned wood ring or *astragal* just below the capital, which is larger in diameter than the column. To eliminate the need to make the wedge slides fit this half-round surface, a cylindrical band was installed. The band was 2" wide and cut from .060" high-impact styrene sheet plastic. Clay was packed in the void below the astragal to support the band in a vertical position. All wooden forms were sealed with shellac and lightly coated with petroleum jelly as a releasing agent. Each piece was also labeled. The forms were fastened together and to the column and porch beam with drywall screws of several lengths so that they could be assembled and disassembled readily with a screwgun (see photo #1).

Soft wax (used by graphic artists as an adhesive) was used to fill in space between the forms and the capital. The silicone rubber I selected (after some experimentation) had a very low viscosity, and could leak out of the





smallest cracks. This wax was also used to repair missing details on the capital, and formed to make a subtle, V-shaped wedge under the flat, horizontal areas of the volutes. This precaution was taken so that air would not be trapped by the silicone rubber when the mold was poured.

Making the Clay Spacer

A spacer was made of grey-green Plasteline oil clay (which never hardens) to stand in for the silicone rubber mold while the plaster case mold was created. The clay was first formed into slabs by rolling it with a large dowel between two strips of 1/2" plywood (see photo #2).




The capital was completely covered with the clay, which was then smoothed out to increase in thickness gradually from bottom to top (see photo #3). The plaster case mold could be removed from the capital only by maneuvering it down and away from the column, so this extra buildup at the top was critical for keeping plaster off the top surfaces of the volute — which would lock the case mold in place (see drawing, page 55). A 1/2" space was also left for plaster between the clay under the volutes and the base platform.

Creating the Reinforced Plaster Case Mold

A case mold was needed for casting the silicone rubber mold of the capital surface, as well as to support this mold when the fiberglass capital halves are cast. I used U S Gypsum White Hydrocal plaster reinforced with hemp strands.

A clean polyethylene bucket was used for mixing the plaster. Leftover plaster causes premature setting of new batches, and a container like this can be flexed for quick removal of scraps. First, cool, clean water was poured in the bucket to a depth of several inches. Then, plaster was sifted evenly around the bucket and into the water by shaking it over the edge of a dry cup (a medium-sized strainer also works). Sifting continued for what seemed like a very long time, until dry islands of plaster were above the water. The batch was gently mixed with a gloved hand, breaking up all lumps, and then left undisturbed for several minutes to slake (hydrate).

To make the plaster case mold, the clay spacer was first brushed with a coat of plaster to help prevent air bubbles (see photo #4). Then, the taper pins were coated with petroleum jelly and set in place and the wedge slides positioned. Next, loose hemp strands were dipped in plaster and applied to the clay. These materials tended to slide down the clay, so a thick mix of plaster and additional hands were needed to hold them in place until the plaster set. Along with additional coats of hemp and plaster, a piece





of thin-wall electrical conduit bent at 90 degrees was incorporated to act as reinforcement along the top of the case mold. Plaster was built up until the mold was about 1" thick (see photo #5).

Removing the Clay Spacer and Replacing the Plaster

Once the plaster was well set (about 20 minutes), the taper pins were pulled and the base platform and wedge slides removed (see photo #6). The case mold was lifted off, and the clay extracted from it to be shaped, stacked, and measured so the cubic inches of silicone rubber required to fill the mold could be calculated (see photo #7). After this, beeswax candle stubs were melted in a double boiler and the wax painted into the plaster mold to fill voids.

When the plaster was dry and cured, the top form was aligned to it and the space occupied by the clay was marked. Holes were drilled in the top form and four funnel-fill tubes installed along with three air-vent tubes (see photo #8). This completed mold was then reassembled with the wooden forms using the taper pins.

Pouring the Silicone Rubber Mold


Measuring the spacer clay determined that five one-pound units of silicone rubber would be enough to make the master mold. Dow Chemical's #3110 RTV product was selected because it has a low viscosity that would fill the mold without trapping air. Another advantage is that it requires no release agent for polyester fiberglass.

The catalyst was added to the silicone rubber and mixed thoroughly. Care had to be exercised not to trap air into the liquid rubber, which could form craters in the cured mold. Mixing continued as the rubber was poured into the four funnel tubes. When the rubber level was visible in all tubes, the mold was full and it was ready to be left in place for complete curing. During this process, the weather turned cool, so an insulating tent was erected around the column (see photo #10), with a drop light for warmth. The mold then cured in place for two days.


When the mold was fully cured, the wood forms were disassembled, the plaster case mold removed, and the silicone mold peeled off the capital (see photo #11). Both the rubber and plaster molds were then moved to the shop for the next phase of casting.

Making the Wooden Forms for Flanges

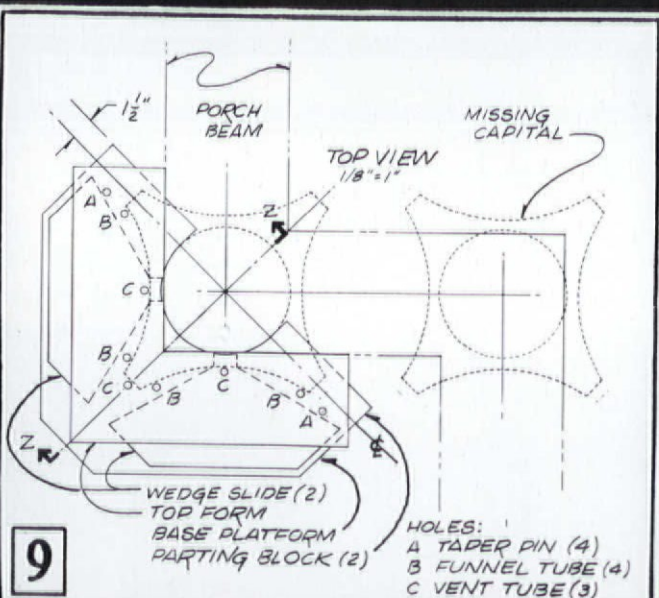
Flange boards to create small fiberglass flanges in the final casting were cut from MDO sign board, a type of 1/2" ply-



7



8



9

wood with a smooth phenolic surface. The top flange was roughly 2" wide, the bottom flange about 1" wide, and the sides from 1/2" to 3/4" wide. All flange boards were shellacked. When they had dried, they were given a light coat of paste wax and were buffed (see photo #13). The boards were then fastened to the case mold with 1/4" x 20 bolts and wing nuts.

Polyester Fiberglass Lay-up

The initial step in casting an actual capital was to brush on the *gel coat* which becomes the finished surface. Gelcoat is polyester resin that contains opaque pigment — white, in this case. This process is not only easier and more durable than painting the capital after casting, but it also bears a close resemblance to the baked-on glaze of the originals.

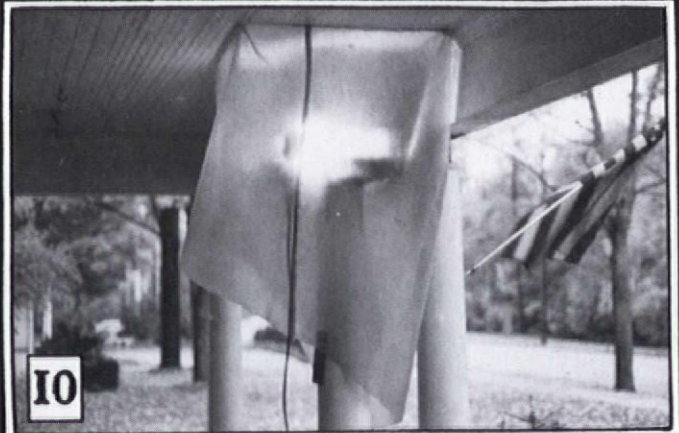
The gel coat resin was catalyzed with 1 to 1 1/2% MEK peroxide hardener and thoroughly mixed, then brushed into the mold with china-bristle brushes (see photo #14).

Working with Plaster and Fiberglass


Plaster is only workable for a short time before it gets hard, and two factors are an important influence on the setting speed: Water temperature (the warmer, the faster) and the rate of agitation during mixing (more agitation means faster setting). To obtain the desired amount of time for fashioning the case mold, keep close tabs on the water temperature and the amount of agitation. (Note: to avoid blocks, do not dispose of plaster or plasterwater in household plumbing.)

Casting with polyester resin requires timing, too. It cures through a chemical reaction started by the addition of a catalyst. It is important to follow the manufacturer's directions to ensure proper curing. Rate of cure can also be influenced by the temperature of the materials. Working on a hot day (above 65° F.) or in direct sunlight can greatly accelerate curing. Conversely, the pot life of catalyzed resin can be extended by keeping it cool in a container of ice or cold water.

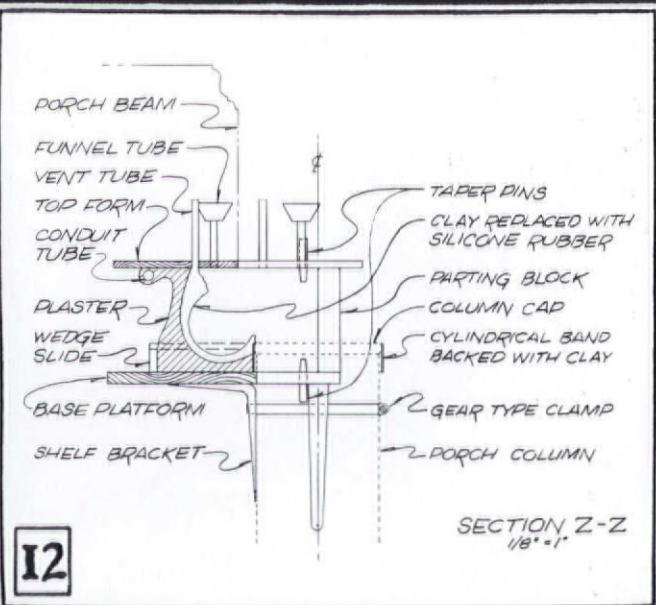
Use proper health and safety precautions when working with both plaster and polyester fiberglass materials. Plaster is alkaline, and can burn eyes and dry skin. Wearing gloves and eye protection is a good practice. Polyester resin is flammable, the catalyst is a strong oxidizer, and glass fibers are a skin and lung irritant. Work in a well ventilated area. Wearing a respirator, gloves, and clothing suitable for fiberglass insulation work (i.e., loose-fitting but covering all extremities) is also recommended.




10



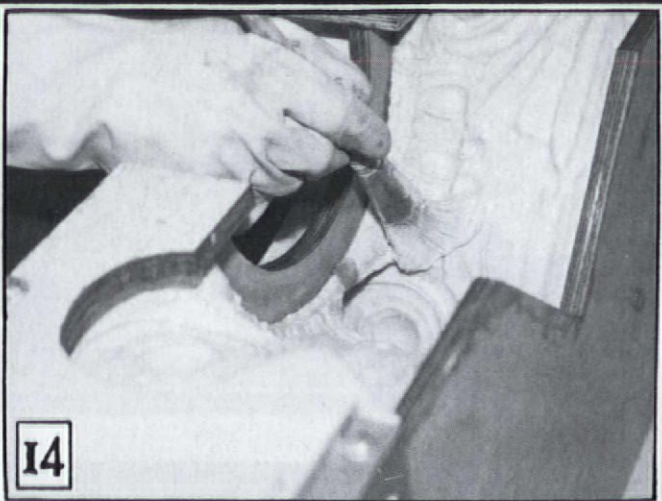
11




12



I3



I4



I5

Care was taken to cover all the inside corners so that the finished surface would be without defects (some gel coat resins require a second coat).

Once the gel coat was on the way to curing, lay-up of the main casting could begin. First, 1½-ounce fiberglass mat was cut and torn into small pieces and saturated with catalyzed resin (ready-chopped fiberglass could also have been used). Next, these pieces were placed in the mold on the gel coat and tamped and groomed with a brush and paint-stick and additional resin to get intimate contact with the gel coat (see photo #15), and to eliminate any air bubbles. Inside corners required extra care as the glass strands do not take readily to curved surfaces. This process

MATERIALS & SUPPLIERS

Art Supplies

#1 Gray-Green Plasteline soft clay

Chavant, Inc.

42 West Street
Red Bank, NJ 07701
1-800-CHAVANT

Daige Prostik Adhesive Wax

Makielski Art Shop

117 N. Main Street
South Bend, IN 46601
(219) 233-2409

Plaster

U S Gypsum White Hydrocal plaster

USG Corporation

101 So. Wacker Drive, Dept. OHJ
Chicago, IL 60606
(312) 606-5582
(call for nearest distributor)

Silicone Rubber

Dow #3110 RTV silicone rubber, Catalyst #1

GLS Fiberglass Co.

1750 N. Kingsbury Street
Chicago, IL 60614
(312) 664-3500
(call for nearest distributor)

Casting Materials


Polyester Gel Coat, white

Polyester Resin and Catalyst

Fiberglass Mat (1½ oz.)

Defender Industries, Inc.

255 Main Street
P.O. Box 820, Dept. OHJ
New Rochelle, NY 10802-0820
(914) 632-3001



of adding and tamping saturated mat continued until several layers of fiberglass were built up. As a final touch, a layer of dry, lightweight fiberglass-cloth squares could also have been smoothed over the saturated 'glass to absorb excess resin, iron out the inside surface, and give the casting additional strength.

When the fiberglass was at the "green" stage (stiff, but not hard), the excess was trimmed from the mold with a sharp knife. This trick eliminated the nasty job of filing or grinding waste off the casting. When the fiberglass was fully hardened, the flange boards were removed and the fiberglass/silicone mold sandwich parted from the plaster base mold (see photo #16). After this, the silicone mold was carefully peeled off the fiberglass capital, and the process repeated.

When the first two fiberglass halves were measured, it turned out they were $\frac{1}{4}$ " too large to fit between the column and the beam. This difference may have been due to a shifting or compression of the wood beams. To compensate, the mold size was altered by adding $\frac{1}{4}$ " plywood to the top flange board, a change which had little effect on final appearance.

Installing the Reproduction Capitals

Four fiberglass halves were made from the revised mold. A small burr tool in a flex shaft driver was used to clean up minor imperfections (see photo #17). Air bubbles on the surface of the silicone rubber mold appear as small spheres on the cast fiberglass, and can be easily removed. The capital halves were fitted to the columns and each other with some chiseling and sawing, and then were bolted together. The halves were connected through the volutes using slotted, round-head, $\frac{1}{4}$ " x -20 bolts and prongless T-nuts (see photo #18). The bolts were placed in the centers of the volutes where they would be least noticeable.

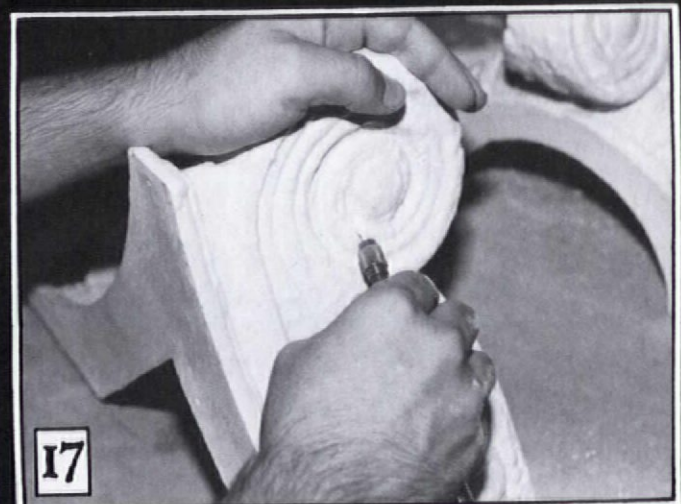
Using white gel coat on the fiberglass eliminated the need for paint, but white, exterior, paintable caulk was used to seal all seams and cracks. Small mounds of caulk concealed the bolts. While the caulking gun was handy, the existing capitals were also caulked.

The whole process took a summer's worth of weekends to complete, as I experimented with materials and techniques. But the job would go much more quickly if one worked continuously, guided by these steps. The most expensive material was the silicone rubber (about \$100), but many parts were made from scraps and five-&-dime-store items. Just the same, the new capitals have held up well for almost two years, and even at close inspection, look all but identical to the missing originals.

Case closed.



16




17



18

OLD-
HOUSE
LIVING...



Queen Anne Restoration: A Royal Tribulation

by Suzanne LaRosa

This handcrafted ceramic tile of the Schultzes' old house was commissioned from a local artist.



Matt Schultz hasn't come very far. Literally, that is. He's still in Lansdowne, Pennsylvania, two doors down the block from the house in which he grew up, now living in a circa-1894 Queen Anne that once belonged to a friend. But none of this happened by accident.

Matt, who is Executive Vice President of Philadelphia Architectural Salvage, Ltd., has an interest in old houses and salvage, which goes back to when he was a teenager. "I'm a compulsive trash-picker," he confesses with a goofy

photos by Richard Kamble



The rich crimson of this guest bedroom with its salvaged chaise longue was chosen because Matt and Judie both loved the color of the sheets-cum-shades. Right: Judie strips the pantry cabinet.

smile, describing how he periodically likes to drive to work through different parts of town, scanning the curbside for a "find." And during Lansdowne's annual bulk-garbage-collection week, he'll roam the streets for hours, treasure-hunting in his neighbors' trash. "Anything old is gold to me," he adds — although the particular house he bought wasn't attractive to Matt simply because of its age.

The house was closely associated with several generations of one family, explains Matt. As Lansdowne's unofficial historian, he'd been actively interested in both for years. (To this day, Matt gets phone calls from relatives asking *him* to clear up some confusing aspect of their family tree.) After the owner died, Matt lived there for a year as a caretaker, deciding that he wanted to make the house his home. His desire was shared by Judie, his wife-to-be.

After purchasing the house, Matt received permission from the estate to go through family documents — boxes and boxes of them, which had been kept for years. From these, he was able to determine which repairs on the house had — and hadn't — been made. Says Matt, "I think the owners were preservationists without realizing it." In a lot of instances, they opted for benign neglect over modern improvements: not replacing the gray-slate roof, for in-



Salvage is an opportunist's game," says Matt, proud of the items that he has scored (from top to bottom): shutters for his foyer windows — "made to fit!"; French doors; and a burnished, push-button switch plate.




stance, even though it sorely needed repairs. That was the good news, comments Matt.

The bad news was that, like most houses, this one would bequeath to its new owner a houseful of problems, some hidden even from Matt's expert eye. Like last year when the chimney unexpectedly collapsed — and so did Matt's honeymoon plans. "Judie and I weren't even married yet," Matt recalls, "when upon walking home one evening in late December, we saw soot and smoke billowing ominously from between the slates of the roof." A quick look at the fireplace told them that a portion of the brickwork had crumbled when the mortar weakened. The simple cause: water and moisture, attributed to the flue that had never been capped. The remedy, however, was far from simple; it required costly rebuilding that began only several weeks later, after the Schultzes had consulted restoration architects and *Old-House Journal* for opinions on how to do a safe and appropriate job. They paid for this with their "London money," and lived without heat through the holidays. Disgusted, Judie now describes how they took their Christmas tree and just gave it away.

The chimney problem was not by any means the first or worst they encountered. Beginning on Labor Day, when Matt and Judie's work seriously started, they were thwarted in nearly everything they did. "I'll never forget that first weekend," Matt says, "when Judie and I started to scrape wallpaper from a bedroom on the third floor. The thermometer registered over 100° F., and we were using steamers, which made the heat worse. The fuses kept blowing as well." Discovering ten-plus layers of paper entangled with paint, the Schultzes were miserable. And Judie not-so-silently wondered, "What have we done?"

Over the next few months, the restoration was characterized less by trauma than by toil. Matt and Judie scraped wallpaper and sanded floors in all the upper-storey rooms. They also rewired, replastered, and repainted, trying with their color schemes to recapture the look of a Victorian home. To take a break, they'd scout for salvage — picking up, among many other things, a much needed kitchen cabinet, a pendant light fixture for the bathroom, and a beautiful bookcase with leaded-glass doors. Then it was back to work, where they faced their next big task: the second-floor bathroom. Says Matt, "Judie teased that she wouldn't marry me until that was done."

With a new sense of devotion, the bride- and groom-to-be attacked the bathroom, stripping the pine wainscoting, medicine cabinets, and tub. According to Judie, they removed about 25 coats of paint — "some of it was probably



Warm wood tones and a rich wallpaper print transform the restored bathroom (above). Right: A few "before" and "during" shots from Matt and Judie's scrapbook.

original to the house!" The stripping proceeded in steps, with Judie frequently dropping by the house between business appointments (she's an academic representative for a legal publishing firm) to apply another layer of the paint-stripping poultice. "This kind of job is just so satisfying," comments Judie, "because you make so much headway so fast." The floor was stripped, too, but it proved to be in such poor shape that the Schultzes quickly decided to lay



In its former life, the beautiful headboard that graces this bed (above) was laid on a muddy basement floor. It was used to keep storage boxes from getting wet.

white octagonal tile, which could have been used in the house. Next, Matt removed the window (as he did on every floor), ambitiously deciding not to replace it. In the basement, he restored it completely: removing the sash, digging out old glazing, stripping the frame, and cleaning the glass (with a fine grade of steel wool to remove old specks of paint). He then reglazed and rehung the window, using new chain and the old weights. Back in the bathroom, Judie scraped adhesive from the walls, which remained even after the wallpaper had practically fallen off. The light switch, located in the shower, was moved to a drier, safer place. And the salvaged turn-of-the-century light fixture happily was hung.


Next, a coat of primer was applied to the wainscoting and tub, as a plumber installed the sink and high-tank toilet; nails for the original tank are still in place. Matt polyurethaned the wood, only to have to strip it and reapply a marine varnish just a few months later. Why marine varnish? Matt enjoys telling the tale of how he called every

varnish company in the country to find one that could withstand humid bathroom conditions, as the polyurethane had not. Unable to find what he needed, he called a couple of boatyards on a hunch. They sold him on the virtues of marine varnish. According to Matt, it really works!

With the window back in place, the Schultzes married, then quickly returned to work. It was back to the bathroom, this time to hang an exquisite Bradbury & Bradbury wallpaper — a small floral print in “aesthetic green” — that was a wedding gift from a fellow preservationist and friend. So happy were they with the results that they created a wallpaper fund for the rest of the house. They’ll save spare cash — everything from the coins they collect from redeeming aluminum cans to the money made by doing odd jobs.

The restoration of the Schultzes’ Queen Anne is far from finished. By the first anniversary of their closing on the house, the kitchen renovation hadn’t been started, wiring existed for only a single telephone, and they hadn’t even considered what to do about the exterior (where a serious asbestos problem awaits them). Then there’s the roof. Judie, in fact, was convinced that their four-year plan was at least four years off. A scrapbook that Matt thoughtfully put together proved her wrong. “I hadn’t realized just how far we’d come in the restoration,” says Judie, “until I saw all those before-and-after shots. The scrapbook made me proud and gave me the courage to go on. I’d recommend it to anyone living an old-house life!”





A typical 1910 Colonial Revival interior as it appeared in the Sherwin-Williams Co. decorating guide.

Colonial Revival Interiors



The unrelenting interest in things “colonial” could be considered a decorating obsession. Since the beginning of the Revival in the 1880s, “colonial style” has reigned as the most enduring theme when it comes to the decoration of residential interiors.

So Colonial Revival should be the easiest style to recreate in a period house. Not so! The term has been used to describe everything from archaeologically correct neo-classicism to medieval timber framing, from ivory-enamelled panel walls to machine-made braided rugs. It’s hard to know where to go for guidance: to the true originals? (But should you copy colonial-era dwellings of 1640 Massachu-

setts or of 1770 Virginia?) Or should you go back only as far as the height of the Revival, to study the interiors of the 1910s and '20s?

Most confusing is *today’s* interpretation of colonial style. Look around and you’ll find reproduction saltboxes, gambrel-roof garages, brass eagles, and Early American furniture collections in department stores. Is all this stuff Colonial Revival? How does it fit together? Or does it?

To help you plan a decorating strategy for your Colonial Revival house, this article offers some background on the different historical threads of the Colonial Revival, and de-


continued on page 65



Above: The paneled room in "The Grange" served as a testing ground for tastemaker Ogden Codman's design reforms. He removed dark wool rep curtains and heavy furniture, replacing them with blue-and-white "toile de jouy" cotton curtains and Louis XV and XVI furniture to create a light, uncluttered look.

Below: Codman exclusively used "wall plates" in designing his interiors, as seen in this elevation for a music room in the Eben Howard Gay house in Boston, Mass.

From Ogden Codman and the Decoration of Houses, edited by Pauline C. Metcalf. © 1988 The Boston Athanaeum. Reprinted by permission of David R. Godine, Publisher.



picts actual rooms from the period 1890 to 1930s.

Colonial Revival doesn't refer to a single style. It was more accurately a mood that came over the country in the waning years of the Victorian era. Stylistically, it could be anything that recalled architecture in the colonies or new republic (as it really was or as Victorians might have romanticized it). A 1925 reproduction of a Federal original is Colonial Revival. But so, too, is a c. 1908 turreted Foursquare with a classical porch and Palladian window. What makes them both part of the Revival is the use of motifs, usually in the English Classical-Revival idiom, which recalled earlier colonial architecture.

The early Colonial Revival period was one of transition. And that means it was eclectic — a word that drives historians (and would-be restorers) to distraction. First of all, remember that the Revival drew upon houses from a period spanning from 1630 to 1820, during which time architecture moved from the medieval and Jacobean dwellings of the earliest colonies, through the Georgian (1720-1775) and Adam (1750-1790) periods into the Federal period (1780-1820).

Second, many Revival-era buildings combined elements from different regions and different decades. Consider, too, that a so-called "colonial style" interior might simply consist of Colonial Revival elements — staircases, mantels, window trim — superimposed on what was still essentially a late-Victorian floorplan. These hybrids are, in fact, so different from their colonial antecedents that some historians call them "Neo-Colonial" or "Free Classical" houses.

Where to Start?



A lot of clues are right there in your house. You should be able to tell immediately whether yours was a scholarly reproduction, an updated interpretation of colonial floorplan and detail, or one of those "freer" hy-


The stairball (above) from a c. 1912 house in Rhinebeck, N.Y., and the dining room (below) from a home in Philadelphia's Chestnut Hill show the restraint of Georgian architecture. Although they appear to be true period rooms, the size of the ballway and such details as the wood-moulding strips on plaster to create a panelled effect sing out "Revival." From American Country Homes of Today, 1912.

brids. Look at exterior features, the floorplan and the massing, and the motifs of various house parts such as newels and mantels.


Now you're ready to decide if your current restoration and decorating plans will be based on an *archaeological* approach or a *modified* approach. If the house is rather correct, go for the archaeological, as did the original builders. That means you'll be looking at the colonial-period antecedents for inspiration. Good for you: There are plenty of books about America's early houses, and plenty of house museums open to the public.

If your house is more a late-Victorian hybrid or a loose, neo-colonial pastiche of the early-20th century, you'll use a modified approach. Realize that your house probably always had inconsistent elements — a Victorian floorplan, say, or a mixture of Colonial Revival and Mission-style accessories. Good for you: No need to worry about museum accuracy or affording a houseful of 18th-century antiques.





Before and after: a transitional Victorian room remodelled to Colonial. Out go the Gothic arches, oak table, and Victorian light fixture; in are built-in cabinets, Georgian cornice, and French doors. Note the typical Colonial Revival icons: oriental



rug and Chippendale sidechair. Furnishings were purged, and overbead light fixtures often disappeared entirely in favor of sconces and table lamps. From Your Home and Its Decoration, Sherwin-Williams Co., 1910.

Furnishings

There was a marked tendency to mix furniture styles in early-20th-century rooms. But even within a relatively consistent Colonial Revival room, eclecticism was the rule. French Classical-Revival furniture would be mixed with English; a treasured antique might sit surrounded by overly ornate reproductions. "Colonial" radiator covers had no precedents, of course, but today we'd recognize a Colonial Revival one as a period piece.

Reproductions of the simple, sturdy "Pilgrim" furniture so enthusiastically collected and championed by writers such as Wallace Nutting looked right at home in the square, spare rooms of Colonial Revival houses. (This furniture was also used extensively in Tudor Revival houses.)

Virtually all of the English-derived furniture of the colonial and Federal periods was in vogue. Chippendale, Sheraton, and Hepplewhite had become generic style names by the turn of the century, and reproductions based on the designs of those three makers were often casually mixed. This more refined furniture was best suited to Revival houses clearly associated with the Georgian and Federal periods.

Empire furniture, with its classical motifs, was also used in Colonial Revival homes, even though, in America, it dated more to the Greek Revival period than to earlier colonial days.

Worth mentioning, too, is the do-it-yourself craze that emerged during this period. Attracted by the durable, hand-crafted simplicity of colonial furniture (which, incidentally, was already rare and expensive), people began to build reproductions on their own. It caught on, with fathers and sons building three-legged stools and moving on to high-backed settees and gate-leg tables.

Floors

It's a rare Colonial Revival house that has the wide boards of old; by now, tongue-in-groove floorboards were plentiful and in stock. (Similarly, trim throughout the house was dimensional, stock lumber, and not necessarily the same size or even material as the colonial originals.) Oriental carpets, whether from India or Turkey or machine-made, were perhaps the most popular floor covering of all. The dining room might get a large carpet but, in most cases, area rugs were strewn about. (Vacuum cleaners were still in the future, and it was a lot easier to beat a smaller rug.) Braided rag rugs were available — even machine-made — and were used in more rustic dens and bedrooms. Wall-to-wall carpet, tacked to the floor, was already being used, with writer Edith Wharton suggesting that every room on a floor be covered in the same carpet, especially in a small house.

Linoleum was the preferred floor covering for kitchens as early as the first decade of the century, and by the mid-1920s you could buy "colonial brick pattern" linoleum. In both rugs and lino, abstract geometric or angular patterns were favored over designs with blossoms or leafy scrolls.

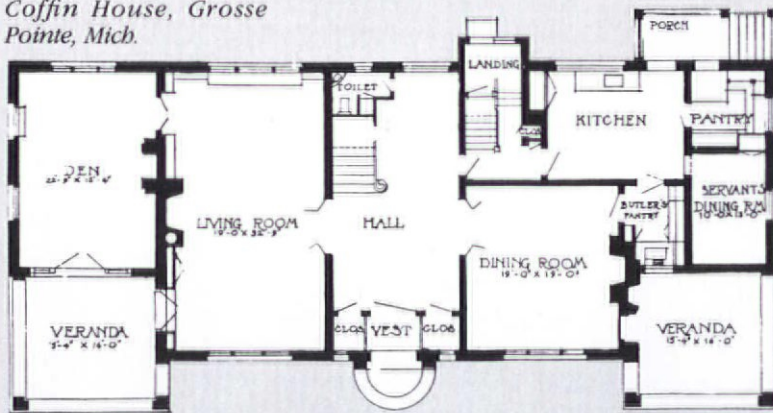
Walls

Smooth plaster was the general rule, although the more "rustic" or "medieval" rooms might have finish plaster with an exaggerated texture. Although we now know that true colonial rooms had rather startling colors, the Colonial Revival preferred variations of white or pale pastels.

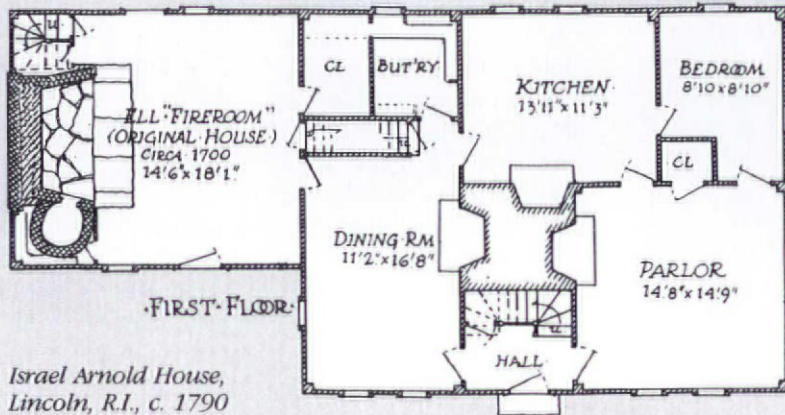
To simulate the wooden, paneled walls of fine early houses, many Revival builders installed wood mouldings over the plaster to create "panels." Mouldings and plaster



Coffin House, Grosse Pointe, Mich.



Israel Arnold House, Lincoln, R.I., c. 1790



Above: The den, not found in the colonial originals, provides a room for romanticized vernacular elements: wood settees (arranged in similar fashion to the early-20th-century inglenook), fieldstone hearth, wrought andirons. From *American Country Homes of Today*, 1912.

Left: Compare a true colonial floorplan — one of the homes measured for the *White Pine Monograph Series* — with a revival floorplan. In the latter, we have a center hall and special-use rooms.

Below: A turn-of-the-century oak table was and is referred to as “colonial,” but is more accurately an Empire reproduction.

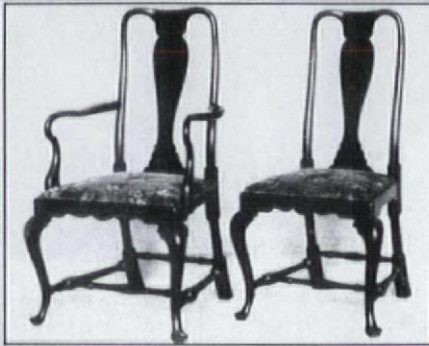




"Old-Fashioned Charm — Modern Efficiency," as shown in My Better Homes & Gardens' Home Guide, 1933. Note the kitchen's washable linoleum floor, stainless-steel sink, three-window bay, overhead light, two broom closets, refrigerator, and curtain treatment.

Three Generations of Colonial Chairs

Top, a pair of 18th-century Queen Anne chairs; middle, a colonial "rocker" and the ever-present upholstered wing chair; bottom, reproduction side chairs currently produced by Hickory Chair.



surface alike were then painted with an eggshell enamel. At any rate, the dado/fill/frieze division ubiquitous in Victorian interiors was gone. A low wainscot (or decorated dado) was now surmounted by a plain wall surface that ended in a cove or simple cornice mould at the ceiling. Occasionally, the high wainscot (to plate-rail height) more popular in Tudor and Craftsman interiors got Colonial Revival treatment with white or ivory or pale grey enamel.

Popular wallpaper designs included stripes, old English chintz patterns, and block prints from the Georgian period. As was the rule, white or light colors replaced the rich and tertiary colors of the late Victorian period. For the first time, homeowners were advised not to use patterned wallpaper and a patterned carpet in the same room.

Windows


In restoring your Colonial Revival house, do what you want with the windows: you probably can't go wrong. Drapery was (and is) expensive, so bedrooms often had only cloth window shades similar to the ones we use today. In a more public room, a translucent "glass curtain" was hung next to the window, with any of several window dressings on top of that — generally, a heavy fabric was still used, especially during the winter. But drapery was no longer the dressy affair that it had been, and although many writers still counselled hanging the fabric outside the trim to make the window appear larger, window trim was also allowed to show.



Undercurtains of muslin or lace were typical in a Colonial Revival window treatment.

In a simple treatment, panels of lace or muslin might be hung from rods inside the frame, to fall only to the sill. Shirring right onto a rod took the place of drapery rings. On French doors and glass entry doors, sheer fabric was often shirred onto a rod at top *and* bottom.

But French shawl drapery, fringed valances, flat lambrequins, and pleats were back in style, too. For your inspiration, look to the period that preceded the Aesthetic Movement and Eastlake styles, especially a decade or more before the Civil War.



FOR Brass, Copper & Iron Polishing & Restoration

With over 45 years of experience in refinishing and restoring Brass, Copper and Iron our craftsmen can return your antiques to their original beauty.

- Hardware • Lighting-Rewiring included
- Beds • Pots • Fireplace equipment

Send photo or product for free estimate.

Call 215-843-7111

Crowfutt Art Brass
21 W. Washington Lane
Philadelphia, PA 19144



PRESERVATION PRODUCTS

Preservation Products offers a complete line of sensitive high technology chemicals and coatings to restore the actual beauty of historic structures without harming the integrity of the substrate. Designed for professional use only, these systems dramatically change the run-down appearance and can handle even the toughest of built-up coatings and grime with ease.


- **Environmentally safe—meets all EPA, DNR and OSHA requirements.**
- **Can strip off 40 coats in one application.**
- **Removes lead paint for easy collection and removal.**
- **Economical & cost effective.**

Authorized Distributor

Armor Plus Co. Inc.

917 Dr. Martin Luther King Dr., Racine, WI 53404
1-800-654-4203 • 1-414-632-3370 (In Wisconsin)

150
Years
BEHIND
THE TIMES™




Handcrafted
Lighting Fixtures
For Primitive Country
and Formal Homes

LANTERNS
of all kinds

POST LIGHTS
in many sizes

CHANDELIERS
Tin & Brass

Redwood Lamp Posts



**THE
SALTBOX™**
3004 COLUMBIA AVENUE
LANCASTER, PA 17603
Brochure \$1.25

ENJOY SOAPSTONE WARMTH

It lasts longer, feels better, and comes from
America's most beautiful woodstoves!

Solid Soapstone is nature's most beautiful, durable, and efficient stove material. Pound for pound, soapstone absorbs twice as much heat as metal—and releases it steadily and evenly, long after the fire has died. The heat is gentle, even, and soul-satisfying.

Our airtight, high-efficiency stoves combine the comfortable day-and-night warmth of soapstone with the grace and beauty of fine furniture. Each stove is individually crafted with detailed iron castings and hand-polished stone. Variations in grain and color assure that each stove is unique.



Since first patented in 1797, soapstone stoves have been treasured family heirlooms in New England.



Woodstock Soapstone stoves offer both traditional and contemporary styling.

and incorporate the latest in woodburning technology.

Each stove has an internal catalytic combustor that boosts heat output and virtually eliminates pollutants. The double walls of soapstone maintain the high temperatures necessary for combustion efficiency.

Now our new financing plan makes it easier than ever to own a Woodstock Soapstone stove, with *no down payment* and low monthly terms. Mail the coupon below to find out more, or call the factory direct at 603/298-5955.

**FREE
COLOR
CATALOG**

AS LOW
AS \$ 38⁵⁰
/MONTH

Name _____
Address _____
City/State/Zip _____
Phone (day) () _____
Phone (evening) () _____

WOODSTOCK SOAPSTONE CO., INC.
Airpark Rd., Box 37H/42, W. Lebanon, NH 03784

TOLL FREE **1-800-866-4344** 9-5
M-Sat

by Gordon Bock

SALVAGE TOOLS

If the materials aren't worth saving, almost anything will do for dismantling a house — chainsaws, backhoes, dynamite. Salvage work, however, requires patience and a little strategy in order to remove house parts intact. Proper tools are part of that strategy.

Most of us already own many salvage tools. A quick phone survey of some folks who recycle house parts for a living revealed several all-purpose tools also popular for salvage:

- Hammers: 10-lb. sledge, 5-lb. hand-held for bull work; rubber mallet for delicate materials such as marble or terra cotta.
- Heavy chisels: Cold chisels are handy for cutting bolt heads and other metal; masonry chisels make quick work of removing tile.

Tandem wrecking bars (and most salvage tools) can be worked toward or away from each other.



- Hydraulic jacks: Sometimes useful for "popping" flooring (or other salvage) free.
- Electrician's wire cutters: An inevitable part of salvaging electric light fixtures (and other powered house parts) is severing the wiring. Whether the tools are linesman's pliers or "dikes" (diagonal cutters), the handles should have grips to help insulate against electric shock.
- Safety equipment: Buildings being salvaged are often dangerous places. Long pants, thick-soled boots, high-cuffed work gloves, goggles (and, at times, respirators and hard hats) are standard protective "tools."

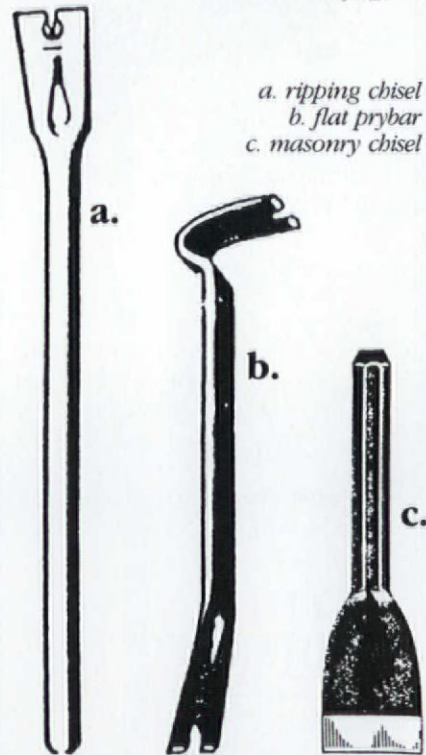
Also common, but more specialized, are the items most people recognize as salvage tools: prybars. The prybar family is large, its designs diverse (varying from manufacturer to manufacturer), and many members are used regularly in general construction or other trades. Four favorites:

- "Gooseneck" wrecking bar: These incredibly versatile tools come in many sizes (typically, 12" to 48" in length) and go by many names. Wrecking bars can pull tough nails with the clawed "gooseneck" or pry materials apart with either chiseled end (depending upon the leverage desired). Used in pairs and worked against each other, these bars can salvage pieces of lumber otherwise nearly impossible to separate.
- Flat prybar: Similar to wrecking bars, flat prybars (also called utility bars or wonderbars) are light and hand-sized (14" long). They are made from flat rather than round steel stock and are readily tapped into joints and crevices for prying with a minimum of surface damage. Flat

prybars are best suited to lifting light materials such as woodwork (they're used often on mouldings and clapboards), and do not have the strength or size for heavy prying. Most will also work as scrapers or nail pullers.

- Ripping chisel: These stout, short chisel-like prybars can be forced into small spaces by striking with a hammer. Blades are slim and broad to spread the prying force over a wide fulcrum area, but the tool itself is forged from bar stock and will withstand heavy prying. Many models incorporate nail pullers or a hooked end. Ripping chisels are frequently used for "shoveling" off materials such as roof or siding shingles and for many splitting jobs.
- Crowbar: Generally, "crowbar" is a broad term for any very large prybar. In many cases, however, these tools evolved distinctive working ends suited to very specific tasks. Pinch

continued on page 72



a. ripping chisel
b. flat prybar
c. masonry chisel

Authentic Colonial Woodworking



Windows, Doors and Entryways
Old Glass, Moldings
Raised Panel Walls

Free brochure available

**Maurer & Shepherd
Joyner's Inc.**

122 Naubuc Avenue
Glastonbury, CT 06033
(203) 633-2383

Don't let another
great opportunity

go down the drain!

**DTB
DOCTOR**

Fulfilling America's bathroom dreams!™
3927 ROBERTS ROAD MARTINEZ, GA. 30907

1-800-344-2085

RESTORATION

- Tub, tile, and countertop restoration or repairs without removal.
- Color changes for outdated tile and fixtures accomplished in place.
- Residential commercial, industrial--Remodeling or new construction.

SUPPLIES

- The best values due to direct, nationwide delivery.
- Restoration supplies, whirlpools, fixtures, and accessories.

OPPORTUNITIES

- Tremendous business opportunities available.
- Venture out or expand your current services.
- Training programs provided.

NORTHERN REFRIGERATOR COMPANY



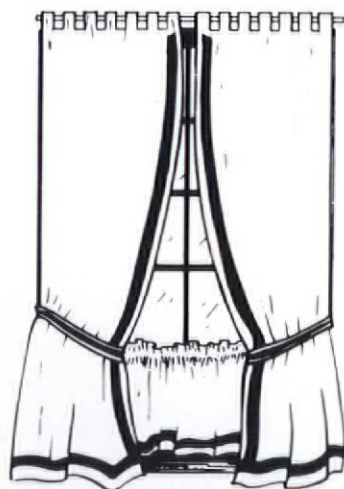
SPECIALISTS IN THE REFRIGERATION
REQUIREMENTS OF YOUR ANTIQUE
KITCHEN OR PERIOD HOME

- Manufacturers of premium solid oak ice-box Electric Refrigerators
- Also Electric Refrigeration conversion kit for your antique ice-box
- Expert repair of retrofit of any antique refrigerator ever made

Northern Refrigerator Company
21149 Northland Drive
P.O. Box 204 Dept OHJ
Paris, Michigan 49338
616-796-8007

Custom Made Colonial and Early American Constance Carol reproduction curtains as seen in historic Plymouth houses built as early as 1640 and in leading colonial restorations around the country.

Curtains are available in either standard sizes or custom lengths and widths. Choice of tabs, sash or shaker top treatment. Curtains are available in over 120 different fabrics and all Waverly/Schumacher fabrics in the style of your choice. Prices competitive with ready-made curtains. Also hand-stenciled curtains — stenciled the "old fashioned way" in your choice of stencil design or a custom design to match your wallpaper.



Full Color Catalog — \$3.
(Includes \$5 Gift Certificate)
Collection of Fabrics and Trims
(includes catalog) — \$6.

Satisfaction Guaranteed
5 yr. Guarantee on All Curtains

Colonial Country Originals, Inc.
Dept. OHJ, P.O. Box 2010, Hanover, MA 02339
1-800-627-2878

continued from page 70

point bars are millwright's tools used to tip and nudge heavy machinery. The chisel-shaped pinch point tip is



A stripping bar in action.

designed to act as a fulcrum for the awesome mechanical advantage made possible by a long (60" and up) handle. Wedge point bars are similar tools with double-bevel tips. Both types can lift heavy salvage items such as tubs or furnaces, or parts of the house itself. Crowbars with diamond or pencil points are often intended for mine or quarry work, but may be adaptable to salvage.

For projects that require salvaging a lot of lumber, the efficiency gained by a highly specialized, salvage-specific tool may pay off.

- Wizard bar: This tool resembles a wrecking bar with a double nail-pulling claw at one end. Designed primarily for pulling spikes and nails in concrete formwork, the angle of the claw end allows for nail pulling with ample leverage in tight or awkward spaces.

- Stripping bar: A tool built for removing flooring and sheathing boards from house framing. The fulcrum of the bar rocks on the floor joist or rafter so that the double prongs lift the lumber evenly on each side of the nails and avoid snapping the wood.

- Salvage bar: Another device for prying sheathing from framing without harming either. In this tool, the fulcrum is a round pipe (one on each side) so that the bar rolls on the framing without digging. The 8" working tongue is curved to help break the grip of nails and the long handle produces powerful leverage.

Salvage tools need not be standard or unique products; they can also be ad-hoc or homemade. Bar-type tire irons (the simple kind usually supplied with a new car) make effective and inexpensive light-duty prybars. Short sections of brass bar or rod (often available as mill ends from scrap dealers) can be used as a drift or punch that won't mar steel or iron surfaces when struck. Wrapping a handle of vinyl tape around a power

hacksaw blade or length of metal bandsaw blade makes a tool longer, stronger, and more maneuverable than a slimline hacksaw blade holder for cutting hidden nails or bolts. With salvage tools, availability can be the mother of invention.



Suppliers


Bon Tool Co.
4430 Gibsonia Rd., Dept. OHJ
Gibsonia, PA 15044
(412) 443-7080
(Stripper bar, Wizard bar, other salvage tools)

Council Tool Co., Inc.
P.O. Box 165, Dept. OHJ
Lake Waccamaw, NC 28450
(919) 646-3011
Contact for nearest distributor.
(Pinch point and wedge point crowbars, other salvage tools)

Universal Clamp Corp.
1520 Stagg St., Dept. OHJ
Van Nuys, CA 91405
Contact for nearest distributor.
(Salvage pry bar)

Vinyl tape and a blade scrap make a custom salvage tool.





- Fretwork gingerbread and lots more for interior and exterior use; most complete line available.
- Save with factory-to-you pricing.

Send \$4.50 for full color, 52-page product and design idea catalog.



P.O. Drawer 609,
Carlisle, PA 17013
717/243-0063
Dept. 188

HISTORIC WHITE OAK ROOFING

Oak Crest MFG. INC.

Lifetime Oak Roofing

Known to Last
80 or more years.



- Authentic Hand Split Oak Shakes as used by settlers centuries ago - ideal for authentic restorations.
- Beautiful Split Sawn Oak Shingles- Split textured surface for a rustic look with the uniformity of a shingle.
- Smooth Sawn Oak Shingles - a neatly sawn shingle ideal for conventional roofing and siding.

A Unique Wood Product

FOR INFORMATION
WRITE OR CALL
OAK CREST MFG.,
P.O. BOX 5885
KNOXVILLE, TN 37928
(615) 922-1311
800-678-3145


CHRISTOPHER HYLAND

Wallpaper/Fabrics/Trimmings/Furnishings



The Christopher Hyland Collection represents the results of the design efforts, craft genius, and/or

patronage of, among many others: Owen Jones, Sir Gilbert Scott, G.F. Bodley, Augustus W.N. Pugin, Thomas Garner, Gilbert Scott the Younger, William Morris, Scott Cuthertson & Co., H.H. Mott, Ruskin, Sir Edwin Lutyens, Sir Robert Lorimer, Cecil Beaton, F.W. Davenport, Elizabeth Hoare, Horace Walpole, Fiona Flint, David Gazely, Sir Ninian Comper, Robert Adam, Philip Webb, the National Trust of Great Britain, the British Houses of Parliament, Oxford and Cambridge Universities, and the most remarkable American architects, designers and patrons.



New York: Christopher Hyland / D&D Building / 979 Third Avenue / (212) 688-6121
Dallas: John Edward Hughes / 1025 North Stemmons / Suite 200 / (214) 741-2338
San Francisco: Shears & Windows / 101 Henry Adams St / Suite 256 / (415) 621-0911
Dania, Florida: Bill Nessen / 1855 Griffin Road / (305) 925-0606
Atlanta: Travis-Irvin / 351 Peachtree Hills Ave / Suite 128 / (404) 237-5079

America's leading stove and fireplace products.

FIREPLACE MORTAR - A silicate refractory mortar for repointing the firebox. It withstands 2,000°F heat. In black, buff, and gray.

LIQUID CHIMNEY TREATMENT - Remove glazed creosote without damaging the flue. A non-corrosive combustion catalyst reduces dangerous creosote to an easily removed ash. Also try our polishes, hi-heat paints, stove gaskets, cleaners, sealants, and cements. Write for free catalog. Since 1883.



~ 100 Years of Quality ~

P.O. Box 340
Rutland, VT 05701-0340
(802) 775-5519



Reviewed by
Jeff Wilkinson

Games People Played

Nothing drew past generations into a cozy parlor like inclement weather! But during the mid-19th century, the introduction of manufactured board games – the first was W. and S.B. Ives' "The Mansion of Happiness" – gave people another good reason to get together and an enjoyable way to be entertained. These games were more readily available and less expensive than the hand-painted versions that preceded them. Although a bit more



Prized for their detailed lithography and subject matter, games are finally getting well-deserved attention.



This 1929 copy of "The Wonderful Game of Oz" pre-dates the movie by 10 years.

rare than they used to be, antique game boards today are newly appreciated by game-lovers, collectors and interior designers alike, who are snapping them up for their beauty as wall decor. And most game boards in good condition are affordably priced in the \$100 to \$350 range (although rare game boards can command as much as \$5000 at auctions).

Some of the most beautifully illustrated game boards were designed prior to 1900. The 1890s "Merry Game of Bicycling" (shown below) was produced by the not-yet-incorporated Parker Brothers. Bruce Whitehill of The Big Game Hunter has one of these games in his collections. For more information, contact: The Big Game Hunter, 70 Chambord Court, Dept. OHJ, Trenton, NJ 08619; (609) 584-1644.

Game boards such as the one from the "Game of Napoleon" amused and informed players of current events. This 1895 Parker Brothers version (cover shown above) is part of the Krims' parlor game collection. Their extensive holdings are organized by three different themes: pre-1900 American games;

Children, much beloved by the Victorians, sparked the interest in game boards



comic character games 1800 to 1950; and baseball games from 1869 to 1960. Auctions are held four times a year. For information, contact: Marty and Debbie Krim, P.O. Box 2273, Dept. OHJ, West Peabody, MA 01960; (508) 535-3140.

For more game memorabilia, check out these collectors:

- Games and Names, 302 W. 78th St., Dept. OHJ, New York, NY 10024; (212) 769-2514. Owner David Galt's collection also includes antique playing cards and wooden game boards.
- John and Mildred Spear, RD #7 Box 138, Dept. OHJ, Manheim, PA 17545; (717) 898-0494. The Spears are game brokers who will locate antique games, marbles, puzzles, and toys.
- Wizard of Os Antiques, 57 Lakeshore Dr., Dept. OHJ, Marlboro, MA 01752; (508) 481-1087. Susan Stock and David Oglesby specialize in early games, paper toys, and children's items. A childhood favorite, their 1929 "The Wonderful Game of Oz," is pictured in the left column.

Flooring Timbers Siding Paneling

Strip, Plank, Parquet, & Random Width

Roughsawn, Handhewn, or Smooth Planed to 40'

In All Popular Profiles

*Heart Pine, Oak, Locust, Ash,
Hickory, Cherry, Walnut, Maple, Doug
Fir, Pine, Cypress, Cedar, and more!*

Harmony Exchange


Wholesale Building Materials

(704) 264-2314

Call or write for Catalog
Route 2 Box 843-J Boone NC 28607

*Referral Service for
Professional Timber
Framers & Log Crafters
in Your Area!*

ARVID'S MAKE BEAUTIFUL MOULDINGS



- A. BULLEYE
- B. BEADED CASING
- C. WAINSCOT
- D. BASEBOARD
- E. FINISHED END
- F. BASEBOARD CORNER
- G. BASEBLOCK

- * OVER 700 PROFILES
- * REPRODUCTIONS OUR SPECIALTY
- * \$50.00 BLADE CHARGE
- * BULLSEYES, BASEBLOCKS
- * CORBELS, ARCHES, MANTELS
- * ACCESSORIES
- * CUSTOMS WELCOME!
- * WE SHIP ANYWHERE!
- * SHIPMENT IN 7-10 DAYS!!!
- * 110 PAGE CATALOG...\$5.50 PP
- * PHONE.....206-252-8374
- * TOLL-FREE.....800-627-8437
- * FAX.....206-258-4334

YOUR WOOD MOULDING STORE 2820 RUCKER AVENUE EVERETT, WA 98201


SHERLOCK HOLMES

MASTER SLEUTH TEAPOT
HAND CRAFTED IN PORCELAIN

Almost 12" Tall with a Dover White
Body & Golden Corduroy Cap.

Special Anniversary Edition by
HALL CHINA CO.
of East Liverpool, Ohio

\$79.95 plus \$4.00 shipping & handling.
Michigan Residents add 4% Sales Tax.



HALL

Send Check or
Money Order to:
Holmes by Hall
P.O. Box 221B
Dept. O.H.J.
Flushing, MI 48433
Allow 6-8 Weeks

Antique Bathtubs and Pedestal Basins



Authentic, turn-of-the-century bath-
tubs and pedestal basins.

Brass, copper or chrome plated feet
and accessories available.

Classic bathroom fixtures custom
finished in colors of your choice.

Shipments made anywhere in U.S.

Satisfaction guaranteed.

DuraGlaze

2825 Bransford Avenue
Nashville, Tennessee 37204
615-298-1787

Cartouches
Friezes
Centerpieces
Brackets

Niches
Cornice
Grilles
Mouldings



*We offer over 1500 handcrafted plaster
ornaments for the building industry.
Custom reproduction is also available.*

The Fischer & Jirouch Co.
4821 Superior Ave.
Cleveland, OH 44103



Bus. Tel. (216) 361-3840
FAX Tel. (216) 361-0650

Reproduction 18th-Century Furniture

Fine, 18th-century American antiques increasingly are valued for their craftsmanship. But while they are often prohibitively expensive, it is possible to find handmade period furniture meticulously copied from antique originals, and not simply mass-produced. Here are four firms you may want to know about.



Slate-Top Lowboy

The furniture firm of Eldred Wheeler was founded 12 years ago to specialize in furniture of the Connecticut River Valley. The circa 1750-1770 lowboy pictured here is based on one in the private collection of one of the company's founders. It is unusual not only for its slate top (to hold a wash basin), but also for its transitional elements, such as the William-and-Mary drop acorn finials and Queen Anne-style legs. The overall dimensions are 30-1/2" H x 31-1/2" W x 19-1/2" D. Available in either cherry for \$1,640 or painted red and black (the original finish) for \$1,525, shipped F.O.B. Eldred Wheeler, 60 Sharp St., Dept. OHJ., Hingham, MA 02043; (617) 337-5311. Catalog available for \$4.

The slate inlay and the drawer beadings are reminiscent of early William-and-Mary dressing tables.

Dunlap Tea Table



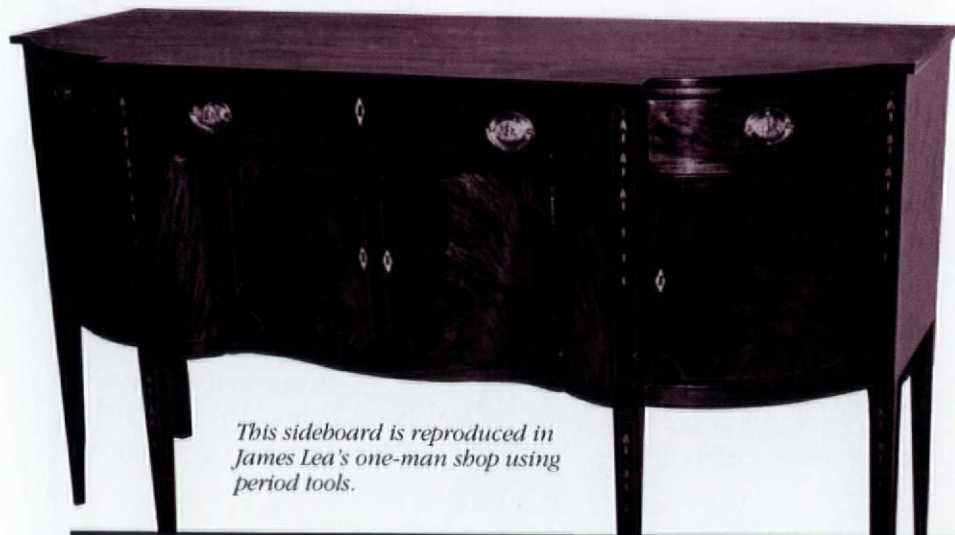
Using 18th-century techniques, Michael Camp hand-cuts the joints.

Michael Camp has been reproducing this American Queen Anne tea table for years. He attributes the original to the Dunlap shop in New Hampshire, where it was made in the mid-1700s. Its charming features include tiny spoon feet, two small shell carvings, and delicate scalloping. Overall dimensions are 24" H x 26" W x 16-1/2" D. Available in tiger maple or cherry for \$390, or painted pine for \$325, shipped F.O.B. The Michael Camp Shop, 495 Amelia, Dept. OHJ., Plymouth, MI 48170; (313) 459-1190. Catalog available for \$3.

Hepplewhite Sideboard

James Lea's reputation has been built on his use of period tools and techniques in reproducing antique furniture. This elegant Federal-Style sideboard – a copy of a circa 1810 New York State original – is made of crotch mahogany veneer over white pine with delicate stringing and bell-

flower inlay. The broken serpentine front makes it an especially difficult piece to reproduce. Overall dimensions are 41"H x 26"W x 28"D. Price: \$7,200, shipped F.O.B. James Lea, Nine West St., Dept. OHJ., Rockport, ME 04856; (207) 236-3632. Catalog available for \$5.




This sideboard is reproduced in James Lea's one-man shop using period tools.



Furniture in the 18th-century often was placed against a wall, hence this candlestand's tilt-top.

Piecrust Candlestand

Gerald Curry makes a complete line of Chippendale 18th-century furniture. This mahogany candlestand, reproduced from the original in the Winterthur Museum, features a hand-carved piecrust table. The top, which tilts as shown, measures 23" in diameter and rests on a birdcage support (not shown). Overall height is 26". Price: \$3,300, shipped F.O.B. Gerald Curry, Cabinetmaker, Pound Hill Road, Dept. OHJ., Union, ME 04862; (207) 785-4633. Catalog available for \$2.



Custom Manufactured
**AUTHENTIC COLONIAL
WOODEN BLINDS**

All of our blinds are made expressly for **Your** windows with a choice of any paint color or natural wood-tone.

We also manufacture **Traditional** and **Plantation** Shutters.

Call or write for Brochure and price.
DEVENCO PRODUCTS, INC.
Attn: Department OHJ 4.90
Box 700 Decatur, GA 30031
(404) 378-4597
(800) 888-4597

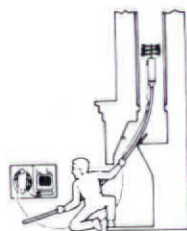
Certified Chimney Sweeps Inc.

10 FIRST ST. LODI, N.J. 07644

NY (212) 724-9411 • NJ (201) 478-7718 Chimney Restoration Specialists

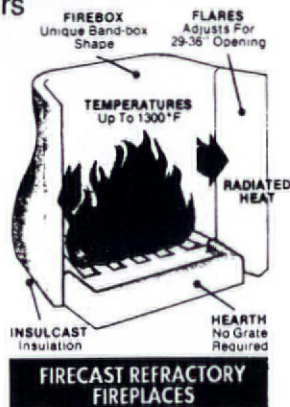
Residential • Commercial • Industrial

- New Construction-Fireplaces • Chimneys • Fire Boxes
- "Chim-Scan" Close Circuit T.V. Inspection System
- Fireplaces Cleaned • Violations Corrected
- Lining (all types) • Rebuilding • Repairs
- Dampers • Chimney Caps
- Consultations & Planning
- All Work Guaranteed • Fully Insured



Chim-Scan

Dealer



**FIRECAST REFRACTORY
FIREPLACES**

Member National Chimney Sweep Guild • Over 28 Years Serving the Tri-State Area

the Original
**CROSS
VINYLattice™**



Never Needs Painting

Now or soon to be available at
over 1000 fine stores

Lasts A Long Time

For more information call
1 800 521-9878

CONSOLIDATE

Your Trash Containers with "The Trashcycler"


(Patent Pending)

The Trashcycler holds two trash containers and has a shelf for newspapers for easy separation of materials. All in an attractive, sturdy, epoxy coated wire cabinet. Use in your home or office, indoors or outdoors.

Size Lg. 48w x 35h x 24d holds up to two 21½" diameter 29¼" high containers. \$119.99 plus \$15.00 shipping & handling.

Size Sm. 27w x 32h x 19d holds up to two 11½" x 15" x 24½" containers. \$99.95 plus \$12.00 shipping & handling.

Casters \$35.00 additional
Butcher Block top \$285. additional for Lg.
\$195. additional for Sm.



Name _____		
Address _____		
City _____	State _____	Zip _____
Area Code _____	Phone _____	

Mail (check or Money Order) to:

Better Environment, Inc.
480 Clinton Ave.
Albany, N.Y. 12206 (518)426-4987

(Allow 8 to 10 weeks for delivery)

Furniture Preservative

Home furniture refinishers should note the recently introduced Rosini's Furniture Preservative and Rejuvenator. Renowned antique restorers, the Rosini family formulated this polish for their own work and have been using it for over 40 years. It gently cleans period antiques, leather, and even painted furniture. As this polish doesn't have a wax base to clog wood pores, it penetrates wood. Constantine's has 8-oz. containers at an introductory postpaid price of \$9.95. Albert Constantine and Son, Inc., 2050 Eastchester Rd., Dept. OHJ, Bronx, NY 10461; (212) 792-1600.

Ideal for home refinishers, Rosini's Preservative and Rejuvenator gives wood new life.

Epoxy-in-a-Gun

Epoxying in tight spaces? Permagile Industries has developed a "double barreled" system that provides automatic dispensing of its 1-215 HM Gel epoxy. The cartridge (see photo at right) fits into a standard dual caulking gun, reducing handling time and increasing accuracy.

The 1-215 HM Gel Epoxy is waterproof, high-strength, and will not shrink. Since the gel bonds positively to old and eroded (but sound) concrete surfaces, it is ideal for anchoring ironwork and sealing cracks in concrete and masonry under dry or damp conditions. The system often



1-215 HM Epoxy Gel provides permanent crack repairs to concrete, wood, and plaster.

retails at \$52.50 per gallon and is available through hardware stores. Call for nearest distributors: Permagile Industries, Inc., 101 Commercial Street, Dept. OHJ, Plainview, NY 11803; (800) 645-7546.


Veneer Plaster

Veneer plastering comes close to the look and feel of a three-coat plaster job (without the expense of a brown coat) by employing a plaster finish coat over gypsum base board. USG's Diamond Interior Finish One-Coat Veneer Plaster is a high-strength product that minimizes such defects as ridging at seams and nail "pops," and is ready for painting in 48 hours. Diamond Interior Finish is also

stronger than traditional lime-and-gauging plaster, which makes it ideal for restoration work such as skim-coating existing plaster walls to cover imperfections, or adding the finish coat that was never there originally. For information, contact: United States Gypsum Company, 101 South Wacker Dr., Dept. OHJ, Chicago, IL 60606-4385; (312) 606-4523.

Carbide Saw Blade

When you're cutting rare or expensive stock for wood working, a thin carbide blade is a big wood saver. Oldham Saw Company's "Roadrunner" Industrial Carbide Circular Saw Blade cuts a kerf of only .065 inch. This 7-1/4" blade goes smoothly through all types of wood. The suggested retail of a single pack "Roadrunner" blade is \$16.95. For the nearest hardware store location, contact: Oldham Saw Company, Inc., P.O. Box 1, Dept. OHJ, Burt, NY 14028; (716) 778-8588.



"A must visit shop"- Vogue
catalogue — \$2.00 • (617) 267-3506



167 Newbury Street
Boston, MA 02116

LACE WINDOW COVERINGS
LONDON LACE

THE STEWART IRON WORKS COMPANY
Traditions in Ornamental Iron for over 100 years.

- ◆ Forge and anvil construction.
- ◆ Victorian/Edwardian styles.
- ◆ Fences/gates.
- ◆ Custom design.

Write for our new "1913 Catalog"
(Enclose \$2 for handling and postage.)

20 West 18th Street
Covington, KY 41012-2612
606-431-1985

BATHROOM MAGIC®

Create a New Bathroom
without replacement . . .

Bathtubs, Sinks, & Tiles Reglazed. . .

- DONE IN YOUR BATHROOM
- CHOICE OF WHITE or MANY OTHER COLORS
- SAVES MONEY OVER REPLACEMENT

- Franchises Available
- Nationwide Service

PERMA CERAM

65 Smithtown Blvd., Smithtown, NY 11787

For
FREE
Brochure
CALL

1-800-645-5039

In New York State
CALL 516-724-1205

VENTINOX™ CHIMNEY SYSTEM



RESTORES
chimney to
vent your
heating
appliance or
fireplace SAFELY.

Listed

PROTECH SYSTEMS, INC.
P.O. BOX 1743 OHJ
ALBANY, NY 12201
(518) 463-7284

Elegance You Can Afford

FOR OVER HALF A CENTURY

DIRECT FROM KING'S,
THE DESIGNERS AND MAKERS.

\$3 for 96 pg. illustrated catalog of our ALL-crystal chandeliers; our genuine SWAROVSKY STRASS; our handsome, hand-polished brass and crystal wired Victorian gas reproductions. Satisfaction guaranteed. Shipped prepaid in USA.

KING'S CHANDELIER COMPANY

PO BOX 667 DEPT OHJ-390 EDEN NC 27288 • 919/623-6188



BALDWIN

GEORGETOWN
24" Towel
Bar

\$60

LEXINGTON
Solid Brass
Handleset

\$180

- EXTENSIVE INVENTORY
- WE ARE A QUALIFIED TEAM OF SALES PROFESSIONALS
- SAME DAY SHIPMENT

CALL US FOR ALL YOUR BUILDER'S HARDWARE NEEDS!

**JE
SMITH**
ARCHITECTURAL HARDWARE
Service You Can Build With
1-800-345-5625
FAX: (203) 757-0234


Waterbury, CT 06721
Since 1897



RESTORATION PRODUCTS

Healthy Houses

Your house may need an "environmental restoration" when health-threatening pollutants like radon and asbestos are present. The key to a healthy household is early detection of pollution problems.



Rapid feedback in radon testing is a feature of Air Chek's test kit.

Radon

Radon – which is present in small amounts throughout the earth's crust – can seep into basements. An acceptable measurement of radon is set at 4 pico curies per liter of air (pCi/l) or lower by the U.S. Environmental Protection Agency. Those living in homes with radon levels substantially higher run the risk of lung cancer. The only way to determine if your home has radon levels above the EPA standard is to test.

Air Chek, Inc., offers a do-it-yourself radon testing kit. You leave the simple charcoal test packet in your basement for a week, then mail it to the company. The kit is available through Air Chek for \$9.95 each or \$24.95 for three. Price includes laboratory fees and postage. Air Chek, Inc., Box 2000, Dept. OHJ, Arden, NC 28704; (800) AIR-CHEK or (800) CK-RADON.

How can you reduce radon levels in your home? One way is to install a new radon mitigation system des-


igned by RAD Systems, Inc. The RAdSorb-222, consisting of two regenerating charcoal beds which trap radon gas, is placed in a basement or crawlspace. The RAdSorb-222 costs between \$3000 and \$4000 including installation. For more information, contact: RAD Systems, Inc., 21 East Main St., Dept. OHJ, Westboro, MA 01581; (508) 366-5051.

Asbestos

Widely used in house construction between 1920 and 1979, asbestos is potentially harmful when crumbling or friable. Airborne fibers released from the friable asbestos lodge in the lungs and can cause asbestosis or, more rarely, a form of cancer. The Environmental Protection Agency recommends that homeowners leave asbestos mitigation to specially trained professionals.

How do you tell whether asbestos is a problem in your home? An EPA booklet "Asbestos in the Home: A Homeowner's Guide" is a good place to start. It not only discusses the health risks posed by asbestos but also explains how to identify potential problems. Contact your regional Environmental Protection Agency office for a copy of the free booklet.

The Asbestos Handbook for Remodeling: How to Protect Your



The RAdSorb-222's design allows radon to be removed without significant heat loss.

Business and Your Health is written from a remodeling contractor's perspective but is useful for old-house restorers because it reviews removal procedures, regulations, and liability when asbestos-containing materials are discovered. The handbook costs \$21.50 ppd. for non-members of the National Association of Home Builders. Write the NAHB, 15th and M Streets, N.W., Dept. OHJ, Washington, D.C. 20005; or call (800) 368-5242, ext.463.

The Colors of France

What do the Eiffel Tower, the Paris Opera, and Pablo Picasso have in common? The answer is Ripolin Enamel Paints, now available in this country as well. In 1880, Ripolin invented enamel paint, which dries to a hard glossy finish because it is formulated with a high level of solids and a minimal amount of extender pigments. Although it is



expensive, Ripolin gives more than twice the coverage per gallon than premium U.S. paints and has a 15-year durability. ABRIBOIS Satine is a satin finish paint for wood only and costs \$70 for a 2.5 liter can. For information, contact: Fine Paints of France, P.O. Box 14, Dept. OHJ, Blooming Grove, NY 10914; (914) 496-8989.

Electric Wax Candle Lighting...

*for the Ultimate in
Authenticity*

- ▶ STARLITE
Candles
- ▶ CANDLEWICK
Bulbs
- ▶ MORELITE
Candles
- ▶ Beeswax
CANDLECOVERS

*For the Outfitting
of Fine Design
Lighting*

Call (508) 392-0830 for
literature or send \$1.00
to:


ELCANCO, Ltd.
P.O. Box 682
Westford, MA 01886




Largest Selection of Antique American Oak and Victorian Furniture in New England



Current inventory
on video tape \$25.
413-527-1022



Rt. 10, Southampton, MA 01073
Thu., Fri., Sat. 10-5; Sun. 12-5 Closed August
Directions: Exit 3 off Mass Pike (I-90),
7 miles north on Rt. 10.



Virginia's Largest Display.

PEDESTAL LAVATORIES & Small Sinks

Brochure \$1:

Masterworks, Inc.
P.O. Box 2151
Merrifield, VA 22116
(703) 461-9191

(9-6 Monday - Friday)

Masterworks, Inc.

Or Visit Our Showroom At 450 S. Pickett St., Alexandria, VA



STOP BIRDS From Dehabilitating Your Cherished Home.

Nixalite stainless steel needle strips are an impenetrable barrier to birds, and practically invisible too. They give you an effective, humane way of ending bird nuisances and maintenance costs. Send for your free information packet today.




NIXALITE of AMERICA
1025 - 16th AVE • BOX 727 • DEPT OHJ
EAST MOLINE, IL 61244 • 309-755-8771
800-624-1189 • FAX 309-755-0077
SPECIALISTS IN BIRD CONTROL



Oakleaf Reproductions of England

Museum quality reproductions of rare and beautiful cornices, friezes, panels and embellishments. Astonishingly accurate reproductions molded in rigid polyurethane foam, and hand finished by skilled craftsmen. A 34-page full color brochure details these unique products. Brochure cost is \$10.00 refundable with order. Your inquiry is invited.

North American Agent
J. S. Keller & Associates
P.O. Box 13151 • Webster Groves, MO 63119
314/962-6626



Buy the original from us -
not an imitation


TIN CEILINGS

- 22 patterns available 2'x8' & 2'x4'
- Brass and copper-plated patterns available in 2'x4' size
- Lay-in panels in 2'x4' & 2'x2'
- 10 cornice moulding styles
- Pre-cut miters
- Fast and easy installation
- Shipped anywhere
- Send \$1 for brochure

**AA ABBINGDON
AFFILIATES, INC.**

Dept. OHJ 2149 Utica Ave.
Brooklyn, NY 11234
(718) 258-8333

Product of Shanker Ind. (Since 1912)



HISTORIC HOUSE PLANS



Mail-order plans have a long history in shaping the residential architecture of the country. Of the thousands of house plans available today, few exhibit good design and a grasp of historical proportion and detail. So, in response to requests from OHJ readers, the editors have "done the homework": We've hand-picked plans. In each issue, we offer the most attractive, authentic, and buildable of the historical designs, from all periods of American architectural history. Let us know what plans you're looking for. You can order actual blueprints for all the houses featured. Plans conform to national building-code standards — however, *modifications are usually necessary for your site and local requirements, so you'll probably need the assistance of a professional designer (your builder may qualify) or an architect.*

For the houses shown in this issue, blueprints include:

- **Foundation plan** for basement or crawlspace. (Crawlspace plans can easily be adapted for full basements by your builder.)
- **Detailed floor plans** showing all dimensions for framing, plus detailed layout and location of electrical and plumbing components.
- **Interior elevations** are included in some plans, showing interior views of kitchen, bath, fireplace, built-ins, and cabinet designs.
- **A window and door schedule.**
- **Building cross sections:** cornice, fireplace, and cabinet sections when needed to help your builder understand major interior details.

- **Framing diagrams** that show layouts of framing pieces and their locations for roof, first and second floors.
- **Energy-saving specs,** including vapor barriers, insulated sheathing, caulking and foam-sealant areas, batt insulation, and attic exhaust ventilators.

Why order multiple sets? If you're serious about building, you'll need a set each for the general contractor, mortgage lender, electrician, plumber, heating/ventilating contractor, building permit department, other township use or interior designer, and one for yourself. Ordering the 8-set plan saves money and additional shipping charges.

Other notes: (1) Plans are copyrighted, and they are printed for you when you order. Therefore, they are *not refundable*. If you order additional sets of the same plan within 30 days of your original order, you can purchase them for \$15 each. (2) Mirror-reverse plans are useful when the house would fit the site better "flopped." For this you need one set of mirror-reverse plans for the contractor; but because the reverse plans have backwards lettering and dimensions, all other sets should be ordered right-reading. (3) Heating and air-conditioning layouts are not included. You need a local mechanical contractor to size and locate the proper unit for your specific conditions of climate and site.

THIS IS YOUR SHIPPING LABEL. PLEASE PRINT CLEARLY

OHJ HOUSE PLAN SERVICE
435 Ninth St. Brooklyn, NY 11215

SEND TO: ADDRESS (Street address only) CITY STATE ZIP

PLEASE SEND THE FOLLOWING:

PLAN NAME _____	PLAN # _____
#1 <input type="checkbox"/> ONE COMPLETE SET OF WORKING DRAWINGS	\$ _____
#2 <input type="checkbox"/> FIVE SET PACKAGE	\$ _____
#3 <input type="checkbox"/> EIGHT SET PACKAGE	\$ _____
#4 _____ ADDITIONAL SETS OF WORKING DRAWINGS @ \$15 each	\$ _____
#5 <input type="checkbox"/> PLEASE INCLUDE ONE ADDITIONAL SET OF MIRROR REVERSE @ \$25	\$ _____
ADD POSTAGE AND HANDLING	\$ 7.50
TOTAL \$ _____	

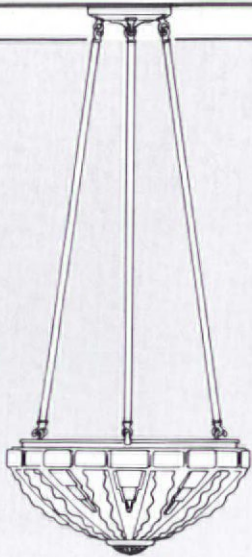
CHECK ENCLOSED CHARGE TO: VISA MC

CARD NO. _____ EXP. DATE _____

SIGNATURE OF CARD HOLDER _____
DAYTIME PHONE # _____

Coupon expires March, 1991

0390



Period Lighting Specialists
Representing Classic Illumination

Ocean View
LIGHTING

2743 NINTH ST., BERKELEY, CA 94710
415/841-2937

Catalog: \$5 — Refunded with order.

Whiskey Creek RESTORATIONS

Announces Its New Book

So...You Want to Restore a Vintage Home

Prepublication Special
\$12.95

Available 1 April 1990
Call or write for brochure

P.O. Box 134
Barnesville, MN 56514
218 / 354-2251

Not sure you're a restorer at heart? Join in the adventure and find out how one person located the vintage house of her dreams. You could be next! Learn how to search for houses, work with real estate agents, and determine reasonable offers for vintage homes.


ANTIQUE PLUMBING FIXTURES



Claw Tubs • Brass & Chrome
Showers • Shower Rings •
Pedestal Sinks • Faucets • Oak
High Tank Toilets • Cage
Showers • Cross Handles
Porcelain • Hard-to-Find Parts
• A Huge Selection of
Accessories • Expert Advice

Plumbing Catalog
\$6.00

VICTORIAN AND TURN OF THE CENTURY Chandeliers, Sconces & Fixtures



• Design • Replacement
• Contract Parts &
• Manufacturer Glass Shades
• Restoration

THE MOST COMPLETE
SOURCE FOR ANTIQUE
AND REPRODUCTION
GAS, OIL AND
ELECTRIC LIGHTING

Lighting Catalog \$5.00

Call toll free 1-800-366-3347. We accept VISA/MC/AMEX
THE FINEST LAMP & FIXTURE RESTORATION AVAILABLE.

ROY ELECTRIC CO., Inc. NYC & LI (718) 434-7002
SHOWROOM: 1054 Coney Island Ave., Brooklyn, NY 11230

Restoration Glass will
change your view of history.



Why are architects specifying authentic Restoration Glass™? Because it's *imperfect*.

Each sheet is made by craftsmen, using the original cylinder method. Yet this glass easily meets today's building codes. And it's available in two levels of distortion.

Once you've seen the difference Restoration Glass makes, no true restoration will look authentic without it.

For details call toll-free 800-221-7379.

In New Jersey: 201-471-1733.

Fax: 201-471-3475.

S.A. Bendheim Co., Inc.

61 Willett Street

Passaic, NJ 07055.

Bendheim



Victorian and Country Bentwood Screen & Storm doors

- Hand crafted hardwood
- Authentic period hardware
- Styles include: Victorian, Colonial
Cape Cod, Ranch

Catalogue \$2.00 (Refundable with order)



(313) 664-1756

**GRAND ERA
REPRODUCTIONS**

P.O. Box 1026J • Lapeer, MI 48446



Inject A Professional Touch In Your Next Wallpapering Job



Wallpaper Syringe Dispensing Kit

Set of two (1/2 oz. each) dispensers which can be filled from bulk supply using your own wallcovering adhesive.

Kit Features: Dishwasher Safe

Two dispenser styles ounce:

- **Needle-Tip** for injecting light paste behind bubbles
- **Taper-Tip** (cut-off tip dispenser) for touching up curled corners & seams with heavy glue.

Combination Blade Cutter & Pen

Safe, convenient flip over cap. Covers blade when pen is used and covers pen when blade is used. The blade cuts clean and smooth while the pen is handy for marking measurements.

- Use as a cutter
- Use as a pen



Bio-Pak Associates, P.O. Box 2280 Farmingdale, NJ 07727 (201) 938-3000 FAX (201) 938-9505


Syringe Dispensing Kit @\$3.50. Combination Blade Cutter & Pen @\$2.00

Name _____ Kit(s) _____ Ship. 50/kit _____ Total _____

Address _____ City _____ ST. _____ ZIP _____

two-sum

THE WYTHE HOUSE



Said to be one of the most widely copied houses in America, the George Wythe house in Williamsburg, Virginia, is an elegant Georgian distinguished by its subtle balance of components. These include smaller scaled upper-storey windows and two chimneys, which

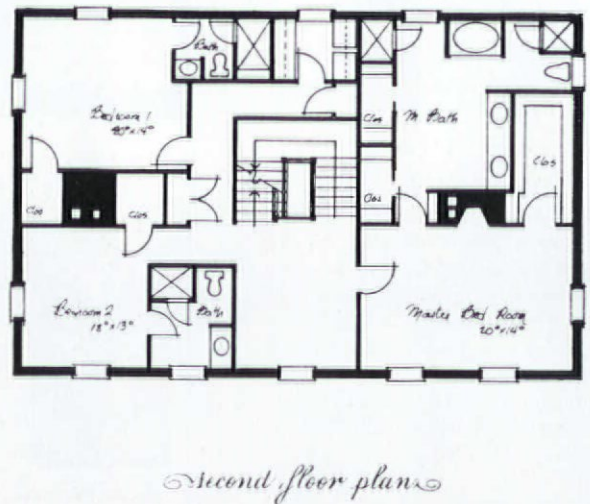
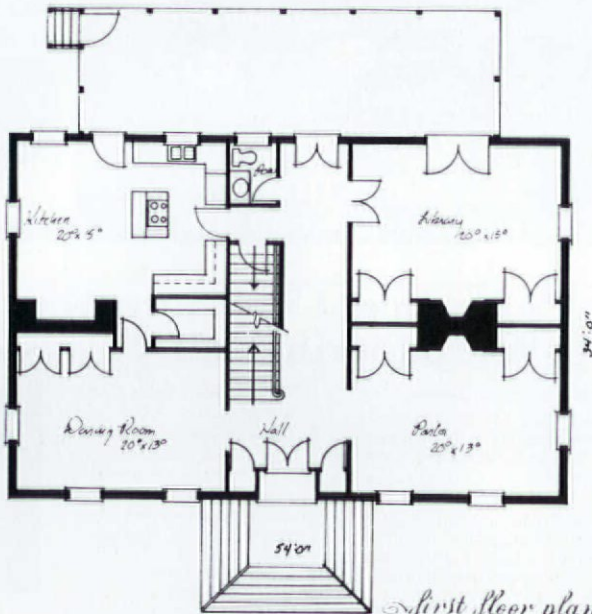
are slightly offset from the fireplace.

The understated symmetry carries through to the interior, where the spacious central hall is flanked by the dining and living rooms. The plan quietly inserts bathrooms, closets, and a modern kitchen.

Plan #E-04A-TA

Cost: \$250
\$330 (set of 5)
\$375 (set of 8)

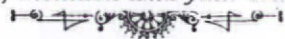
SQUARE FOOTAGE	3780
FIRST FLOOR	1890
SECOND FLOOR	1890
CEILING HEIGHT	
FIRST FLOOR	12
SECOND FLOOR	10
OVERALL DIMENSIONS	
WIDTH	54
DEPTH	34



Plaster Washers



Now you can save and restore your plaster ceilings and walls for just pennies. Details, as described in the October 1980 *Old-House Journal*, included with your order.



Charles St. Supply Co.
54 Charles Street
Boston Ma. 02114




CALL: (617) 367-9046

Low prices - Fast delivery
Screwgun tip included no charge
Call in your order today!
Next day delivery available
VISA and MasterCard accepted
10 doz. for \$10 - 21 doz. for \$20

OLD WORLD RESTORATIONS, INC.

Fine Restoration and Conservation of Art



After Before

Specializing in the exacting conservation and restoration of paintings, murals, frames, porcelain, sculpture, gold leaf and other fine objects of art.

Complimentary Estimates Given

513-321-1911
347 Stanley Ave.
Cincinnati, Ohio 45226

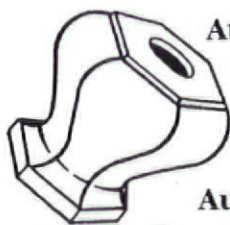
HAND-TIED FISHNET CANOPIES BEDSPREADS, COVERLETS AND DUST RUFFLES



Fishnet bed canopies. Hand-tied in the mountains of North Carolina. Each is custom made of 100% cotton, doubled, 4-ply yarn in either natural or white. Delivery in four weeks or less—often the same week of order. We also have coverlets, bedspreads and custom-made dust ruffles.
Write or call for FREE brochure.

Carter Canopies

Dept. OH3 — P.O. Box 808
Troutman, NC 28166-0808
Telephone: 704-528-4071



At Last!

**Authentic
Reproductions**

Our classical hardware collection features hard-to-find crystal, brass, iron, and porcelain Olde Worlde Restoration Hardware for cabinets, furniture, doors and windows. Send \$3.50 for our catalog or SASE for crystal knob brochure.

Crown City **HARDWARE CO.**



1047 N. ALLEN AVE. DEPT. J90
PASADENA, CA 91104

MORE PLUMBING PRODUCTS FOR THE RENOVATION INDUSTRY THAN FROM ANY OTHER SUPPLIER.



We're nationally known for our wide selection of:


- Brass and Porcelain Fixtures
- Period and Modern styles
- New Footed Tubs
- Specialty Toilets
- Large inventory of parts

**WORLD
CLASS
MAIL ORDER**

If It's Unique That You Seek, Call A•Ball.

CALL TODAY FOR
**FREE
CATALOG**

1703 W. Burnside St. • Portland, OR 97209 • Phone (503) 228-0026 • Fax (503) 228-0030



"Victoria" The Grate

This exquisitely ornate figurine coal grate will enhance any fireplace, be it wood, coal, gas, or simply decorative. A solid brass front with a removable cast iron fire grate adjustable to any width or depth. Guaranteed fireside conversation piece. \$395⁰⁰ post paid. Check or money order. Brochure of additional Victorian fireplace reproductions send \$2⁰⁰.

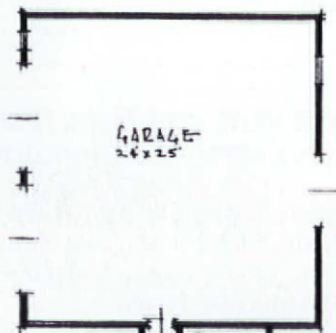
The Chimney Company, Inc.

1161 W. Third Avenue
Columbus, OH 43212
Questions: Toll Free (800) 448-7886

CONNECTICUT SALTBOX



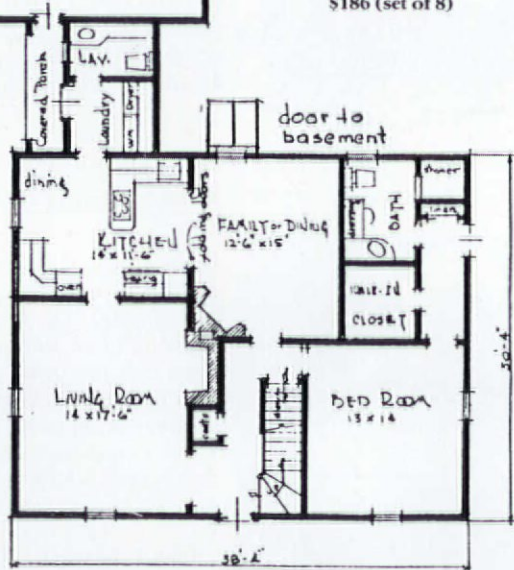
This version of a 1690s saltbox has been tailored to include an attached garage situated in the back like a small barn. The exterior proportions remain faithful to the period, although the plan has been modified to include a family room, walk-in closets, and a laundry room. This is a dwelling for a large or corner lot.



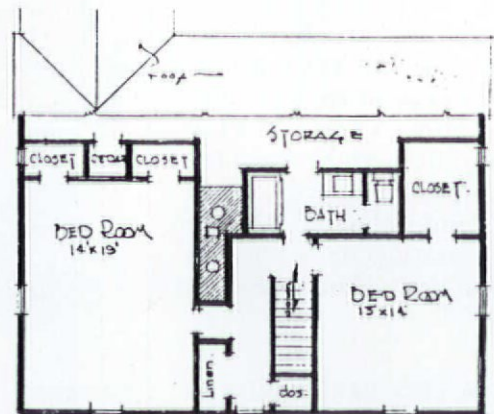
Plan #E-06A-EP

Cost: \$102
 \$156 (set of 5)
 \$186 (set of 8)

SQUARE FOOTAGE	2037
FIRST FLOOR	1235
SECOND FLOOR	802
CEILING HEIGHT	
FIRST FLOOR	8
SECOND FLOOR	8
OVERALL DIMENSIONS	
WIDTH	38' - 4"
DEPTH	30 - 4"
(N.I.C. GARAGE)	



FIRST FLOOR PLAN



SECOND FLOOR PLAN 847' #42

The Last Gold Coin of the Romanovs



The 1897-1911 "Czar Nicholas II" Gold 5 Roubles of Imperial Russia

Only \$125
while supplies last

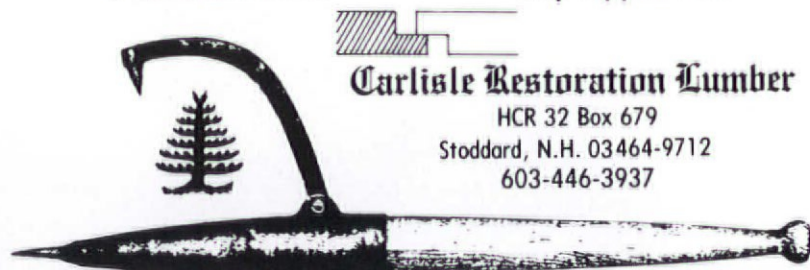
Own beautiful Extra Fine to About Uncirculated gold coins of the Romanov dynasty, which ruled the Russian Empire for over 300 years. Each certified-authentic coin contains 4.3 grams of .900 fine gold. Special introductory prices: 1 coin, \$125 (#10846). 3 coins, \$350 (save \$25). 5 coins, \$595 (save \$30). 10 Coins, \$1,150 (save \$100). 30-day no-questions-asked return privilege. **To order by credit card, call toll-free 1-800-451-4463 at any time.** Or send your check or money order to: International Coins & Currency, Inc., 11 E. State St., Box 218, Dept. 1366, Montpelier, VT 05601. Shipped postpaid.

WIDE PINE FLOORING

& PANELING (12" TO 22" WIDE)

Wide Oak Boards

Ship-lapped Pine



Carlisle Restoration Lumber

HCR 32 Box 679

Stoddard, N.H. 03464-9712

603-446-3937

hand operated

WHITCO

dumbwaiters


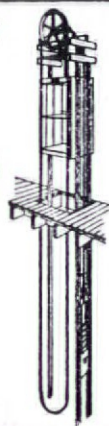
VINCENT WHITNEY COMPANY

MANUFACTURERS • SASH HARDWARE • DUMB WAITERS

1760 Bridgeway/P.O. Box 335

Sausalito, CA 94966/(415) 332-3260

SERVING THE BUILDING INDUSTRY SINCE 1929



**COUNTRY
PLUMBING**

Antique & Unique

Pull Chain Toilets • Pedestal Sinks
Claw Tubs • Brass

Creative Solutions To Plumbing

805-684-8685

5042 7th Street, Carpinteria, CA 93013



**ROARING TWENTIES
ORIGINAL**

Prismatic Kitchen/Loft
Lights Completely Restored

- 5 different sizes
- Variety of lengths
- Some styles with solid brass fittings
- Choice of colors

Great for kitchen, loft, commercial areas, offices, other work and display areas.

Maximum light efficiency from clear ribbed design.


Accepts up to a 200 watt bulb.

Call or write for Prismatic flyer.

Brass Light Gallery

719 S. 5th Street, Milwaukee, WI 53204 (414) 383-0675

Landmarks



Erie Landmark Co. offers custom-lettered bronze markers for indoor-outdoor use.

Standard size oval, rectangle:
7" x 10" \$90.00
(plus \$2.25 for shipping and handling)
(plus MD state sales tax where applicable)

- National Register Plaques
- All Sizes from Medallions to Roadside Markers
- Graphics & Logos Reproduced
- Metal Photo Images

Call or send for **FREE** brochure:

Erie Landmark Company

Suite 211

90 West Montgomery Ave.


Rockville, Maryland 20850

Tel: (301) 460-9575

Toll free: (800) 874-7848

Satisfaction guaranteed
Please allow 6 to 8 weeks for delivery

GEORGIAN TOWNHOUSE

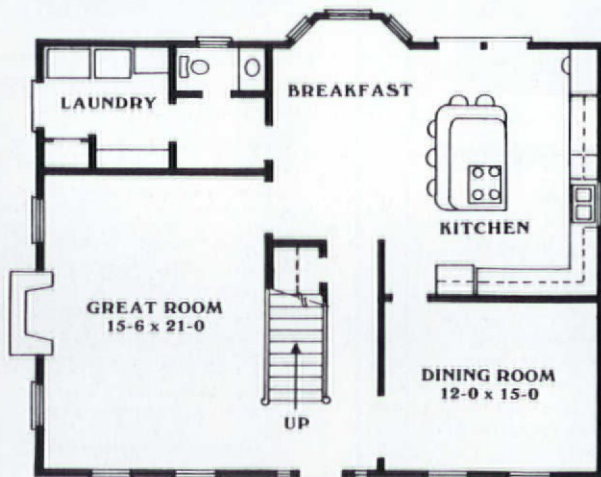


Plan #E-06A-HR

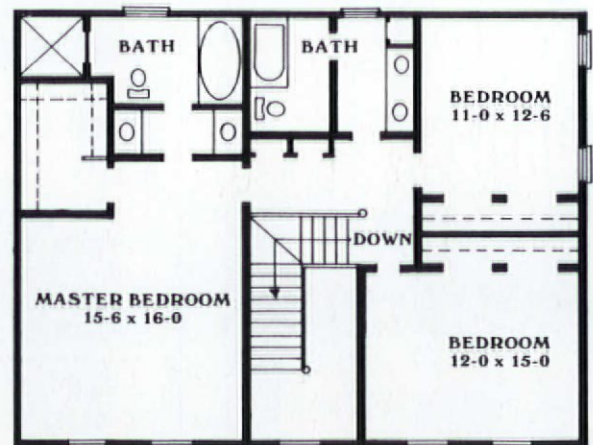
Cost: \$250
 \$300 (set of 5)
 \$335 (set of 8)

SQUARE FOOTAGE	2378
FIRST FLOOR	1266
SECOND FLOOR	1112
CEILING HEIGHT	
FIRST FLOOR	9
SECOND FLOOR	9
OVERALL DIMENSIONS	
WIDTH	40
DEPTH	31

This house, which stands in Yorktown, Virginia, was built in 1740, and is a good example of a central entrance, five-bay Georgian townhouse. The exterior features such nice details as brick quoins, a wood portico, and arched lintels. Construction is brick veneer over wood framing. The design of the interior takes the most liberties of the four plans featured, including a large Great Room and a spacious open kitchen with a bay window.



FIRST FLOOR



SECOND FLOOR

Stabilize / Repair
Decayed Wood with

EPOXY

Developed for Historic Structures

sills / sash railings balustrades porches / steps columns flooring	siding / trim cornices rafters / vigas beams / posts plates / sills / studs timber frame / logs
---	--

ConServ 100 Flexible, slow curing, very low viscosity epoxy for stabilizing decayed wood

ConServ 200 Flexible epoxy patch for filling voids and making cosmetic repairs

ConServ 500 Structural epoxy adhesive for splicing and repairing connections

ConServ 600 High strength, low viscosity epoxy for structural casting and consolidation

Save Time

Save Money

Save Historic Fabric


Free Product Information

Conservation Services
8 LAKESIDE TRAIL, KINNELON, N.J. 07405 (201) 838-6412



Kitchen Sink Gleaming Copper

Fine Bath & Kitchen Fixtures.
Quality Reproductions.



- Pull Chain Toilet
- Low Tank Toilet
- Pedestal Sink
- Faucets
- Marble Vanity
- Drinking Fountain
- Copper Kitchen Sinks
- Accessories & Parts
- Custom Work

Catalogue is \$2.00 • Staffed by professional restoration personnel
2220 Carlton Way (Dept.OHJ) • Santa Barbara, CA 93109

DON'T PAINT YOUR RADIATORS

Paint drastically reduces the efficiency of steam & hot water radiators and wood enclosures are poor heat conductors.

Affordable Ace Radiator Enclosures...


- ◆ Offer durability of steel with baked enamel finish in decorator colors
- ◆ Keep drapes, walls & ceilings clean
- ◆ Project heat out into the room

arsco

Manufacturing Co., Inc.

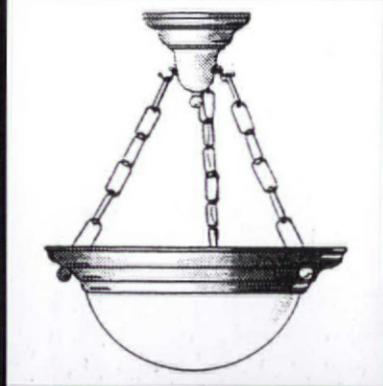
3564 Blue Rock Road, Cincinnati, Ohio 45247

FREE Estimates
FREE Heat Efficiency Catalog



Write or Phone
1-800-543-7040 Toll-Free
1-513-385-0555 in Ohio (Collect)

FIXTURES



SOLID BRASS AND CRAFTED TO THE HIGHEST QUALITY STANDARDS. AVAILABLE IN POLISHED BRASS OR POLISHED CHROME

SEND FOR FREE LIGHTING BROCHURE

CONANT CUSTOM BRASS
P.O. BOX 1523T
BURLINGTON, VT. 05402
802-658-4482

HANDSOMELY CRAFTED WOODEN SCREEN DOORS

Whether your home is on the Historical Register, or still on the drawing board, Oregon Wooden Screen Door Company has a variety of screen doors and energy-efficient storm doors suited to you.

Designed for interior as well as exterior use, each door component is constructed using the finest materials and joined with wooden pegs and glue (no nails).

For complete information and styles available, send \$3 (refundable with Purchase) for our catalogue.
Oregon Wooden Screen Door Company
Dept. OHJ 330 High St. Eugene, OR 97401



Oregon Wooden Screen Door Company

Why put a new fan in an old house?


Send \$2.00 for brochure.

EMERSON,
CIRCA 1900

THE FAN MAN

DEPT. OHJ 4614 TRAVIS DALLAS, TEXAS 75205 214-559-4440

THE TAYLOE HOUSE

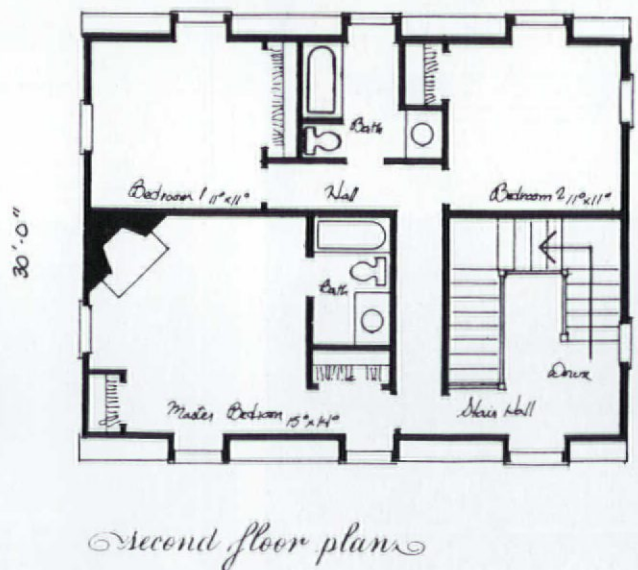
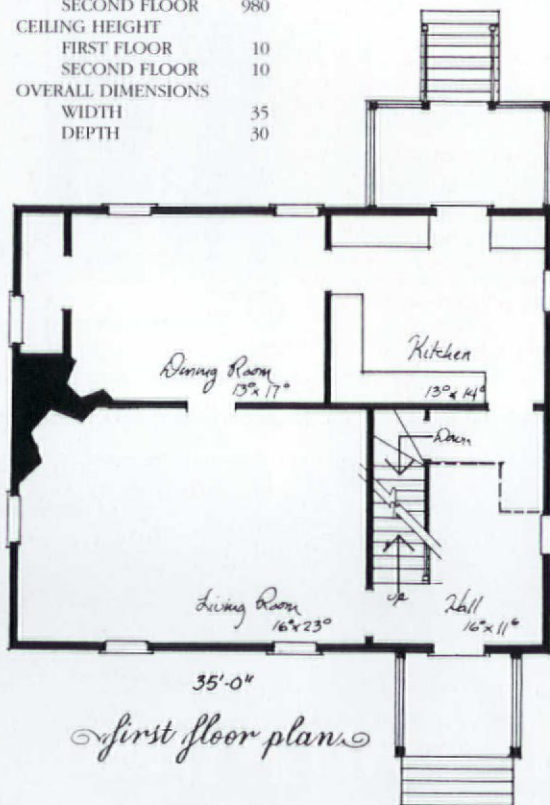


Plan #E-05A-TA

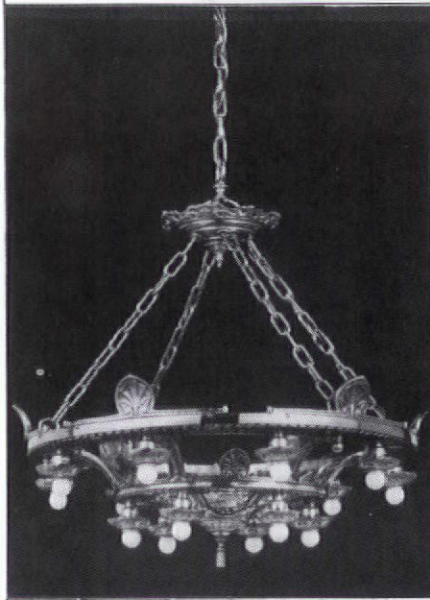
Cost: \$190
 \$270 (set of 5)
 \$315 (set of 8)

SQUARE FOOTAGE	2060
FIRST FLOOR	1080
SECOND FLOOR	980
CEILING HEIGHT	
FIRST FLOOR	10
SECOND FLOOR	10
OVERALL DIMENSIONS	
WIDTH	35
DEPTH	30

The snug silhouette of the Tayloe House, with its Dutch-influenced gambrel roof and tiny dormers, typifies the look of coziness that attracts so many to 18th-century wood houses. The exterior is wood beaded siding with wood shingle roof and double-hung windows. The plan closely follows the Williamsburg original, which has been laid out with efficiency, a single chimney serving three rooms.



Introducing A Luminaire
From The New Series:
"The Original Cast"



send \$2.00 for a complete color catalogue to:

Art Directions
6120 Delmar Blvd.
Saint Louis, MO 63112
314-863-1895



Architectural Sheet Metal Ornaments

Now available from the W.F. Norman Corporation, makers of Hi-Art® Steel Ceilings - a complete, 94-year-old line of architectural sheet metal ornamentation including:

• moldings	• balusters	• finials	• marquee	• crests	• lion heads
• brackets	• urns	• scrolls	• enrichments	• garlands	• conductor heads
• corbels	• capitals	• leaves	• glass pendant frames	• panel ornaments	• and fittings
• rosettes	• festoons	• friezes			

Over 1300 catalog items available in zinc or copper. Custom reproduction inquiries invited.
W.F. Norman also produces building cornices, lintels, capitals, window hoods, finials and weathervanes.

W.F. NORMAN CORP.
Complete catalog \$2.50 P.O. Box 323 Nevada, MO 64772 800-641-4038
(in Missouri: 417-667-5552)



AHRENS®

Relines/Restores Masonry Chimneys

With The ONLY Listed Two-Liner Cast-In-Place Masonry Process

• First insulates and strengthens	• No exterior alterations.
• Second seals and protects	• No metal to corrode.
• Both are immune to acids and moisture	• Improves heating efficiency –
• No guess work. Mechanically applied.	All for a fraction of the cost of rebuilding!





**Dealership network nationwide.
Call or write for more information:**
2000 Industrial Ave.
Sioux Falls, SD 57104

1-800-843-4417

Jack Wallis' Door Emporium



NEW CATALOG!

Excellence in Handcrafted Doors
& Stained Glass
Color Catalog \$3.00
RT. 1 BOX 22A MURRAY, KY 42071 502-489-2613

CRAFTSMAN CURTAINS

Your window to the world of handcrafted, warm, timeless designs. Inspired from the Arts & Crafts Movement where art was a stimulus to life and where home decor was a very personal statement. Our distinctive curtains combine texture with designs from nature, that can harmoniously integrate into your settings. Natural, 100% linen fibres are offered, as well as blends, to produce an extensive selection from embroidered kits to stenciled designs, plus a full complement of table linens, pillows and more.

Send \$4.00 for a catalog to:
Craftsman Curtains
1 Cider Mill Lane, Upton, MA 01568
508-529-3416



The Porch Specialists

• Columns	• Balusters
• Spindles	• Finials
• Handrails	• Carved appliques

Made to Your Specifications

Blue Ox Millworks

The Giant of the Custom Woodshops
Free Brochure, \$6.00 informational pattern book
Foot of X Street Eureka, CA 95501 (800)24-VICKY FAX (707)444-0981



GARBAGE

The Practical Journal for the Environment

The publishers of OHJ announce the first independently published magazine exclusively on environmental issues.

Let's face it, we're all in this together. But the "garbage dilemma" is bewildering. Even those of us with a strong sense of responsibility feel it's beyond the individual to grasp it — let alone fix it!

The editors of **GARBAGE** are fed up with the sensational (or mollifying) headlines; the half-told stories; the sense of impotence we have about changing things. **GARBAGE** will be the magazine we'd like to read. (Sixteen years ago, that's just how OHJ started: The editors wrote about restoring our own old houses — and pretty soon we had a network of people sharing knowledge.)

GARBAGE is not a wildlife magazine or a country magazine. It's a down-to-earth journal that brings home such subjects as:

- Designing your kitchen for recycling
- Alternatives to harmful products
- Gardening without pesticides
- Swamp-ecology sewage treatment
- Good plastics vs. bad plastics
- Big Mac boxes and atmospheric chemistry
- Ocean dumping and the food we eat
- Bottled water fads and facts
- Personal food and health issues
- The recycling economy
- Water conservation abroad
- The life cycle of a disposable product

GARBAGE is not a "cause" magazine. It's about understanding what's going on. And doing something about it (if you're so inclined).

WE NEED YOUR SUPPORT NOW. We are not going elsewhere for financing, because the editors want control of the magazine's content. And unlike non-profit environmental groups and activist organizations, we can't procure grants or ask for donations.

We're betting the kind of people who preserve old houses are the same people who will preserve the planet. Please let us have your early support to build on.

For a one-year subscription, send your check for \$21 to: **GARBAGE**, P.O. Box 51647, Boulder, CO 80321-1647.

Thank you!

Patricia Fone

*Want to build
your own
Rumford fireplace?*

Rumford FROM A BOX™

The Fairly-Easy-If-You're-Pretty-Smart™
Rumford Fireplace Kit

Just the thing if you're

- Rebuilding an Early American fireplace
- Converting a small Victorian fireplace
- Building a new traditional, tall and elegant fireplace
- Vastly improving a crummy old modern fireplace


Send for full-sized forms, instructions, and materials list.

Rumford FROM A BOX™ Kit — 2 ft wide
(converts most gas and coal fireplaces) . . . \$100
Instructions only \$25

Send a check with your order to
P.O. Box 21131, Columbus, OH 43221



Call
614-221-6131
for technical
information



NOW AVAILABLE!

Decorative Metal Ceilings

Original turn-of-the-century patterns

Using eighty year old dies, the W. F. Norman Corporation is once again producing metal plates for the design of ceilings and wall coverings. Their growing popularity stems not only from nostalgia but from their beauty, permanence, fireproofing and economy.

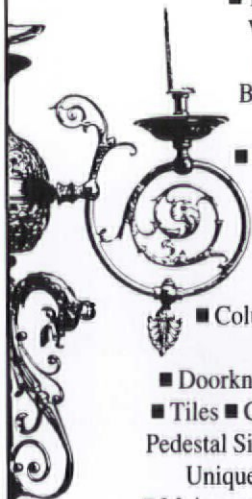
The fullness of the Hi-Art™ line — including center plates, corner plates, border plates, cornice and filler plates — permits classic designs to be produced that are architecturally proportioned for an exact fit.

Write for reproduction copy of 72 page illustrated catalog. Price \$3.

W.F. Norman Corporation

P. O. Box 323 • Nevada, Missouri 64772 • 1-800-641-4038

A Showcase of Ornament



- Lighting Fixtures, Wall Sconces, and Lamps
- Stained, Beveled, and Other Decorative Glass
- Fireplace Mantles and Equipment
- Ornamental Ironwork and Carved Stone
- Columns and Capitals
- Stairway Parts
- Doorknobs and Hardware
- Tiles ■ Clawfoot Tubs and Pedestal Sinks ■ Many Other Unique Decorative Items
- Major credit cards accepted

The Brass Knob ARCHITECTURAL • ANTIQUES

2311 18th Street, N.W., Washington, D.C. 20009
202/332-3370 ■ Monday-Saturday 10:30-6:00
Sunday 12:00-5:00

WE CAN STRIP A ROOM OF PAINTED WOODWORK IN AN 8 HOUR DAY.

and so can you!

with our
**PAINTBUSTER'S
ARCHITECTURAL
STRIPPER BRAND** ©

A UNIQUE SYSTEM FOR STRIPPING LARGE
AREAS OF WOODWORK AS EASILY AS A
TABLETOP!

NOW FOR DO-IT-YOURSELFERS.
SEND FOR YOUR BOOK TODAY! DEPT. O.H.

- NON FLAMMABLE
- NON CAUSTIC
- FASTEST ACTING
- LIFTS PAINT
- PULLS STAIN
- REMOVES ALL WHITE "HAZE"
- DISSOLVES VARNISH IN MINUTES - STAYS DISSOLVED FOR HOURS
- WASHES AWAY IN WATER COMPLETELY
- WON'T DISSOLVE GLUE OR VENEERS
- SYSTEM ALLOWS TOTAL IN-PLACE STRIPPING, EVEN IN A CARPETED, FINISHED ROOM
- MONEY BACK GUARANTEE

DO YOURSELF A FAVOR; BEFORE YOU BUY YOURSELF ANOTHER GALLON OF HARDWARE STORE STRIPPER OR WASTE ANOTHER HOUR HEAT GUNNING, SEND FOR YOUR KIT TODAY

STARTER KIT:
1 gallon, brush, book & samples.
ppd \$35

SERIOUS KIT:
5 gal., brush, scrub brush, roll tape, book \$145

ON SITE WOOD RESTORATION

138 WOOLPER AVE. CINTL., OH 45220


513-541-4545

SEND FOR OUR BOOK:

"HOW TO STRIP THE WOODWORK IN YOUR HOME" \$8.95

HAVE A CEILING YOU CAN LOOK UP TO


21 PATTERNS AVAILABLE
VICTORIAN TO ART DECO
2'x4' Sheets For Easy Handling
Shipped Anywhere



TIN CEILINGS

Send \$1.00 for Catalog to:
CHELSEA DECORATIVE METAL CO.
9603 Moonlight Dr., Dept. O-A
Houston, Texas 77096
Questions: 713-721-9200

Here, two books worth reading — a serious look at 100 years of lighting and a general-interest book on architecture to enjoy.



A Vision of Britain

Restoration is not the subject of *A Vision of Britain*, but you might say it's the subtext. In this landmark book from His Royal Highness The Prince of Wales, the author passionately argues that we should seek to restore beauty and harmony to our cities, towns, and villages with structures that recall the richness of our architectural past.

Ugly, impersonal buildings don't just happen, according to Prince Charles. They're designed by architects and ratified by developers and city planners, many of whom err by arrogantly erecting edifices that lack human scale and ignore the needs of the very people they are intended to serve. Prince Charles himself may err by being overly fond of familiar architectural idioms (Neo-Classical and Neo-Georgian to name just two), and too quick to decry what is different and new. But he is most persuasive in asking us to participate in the process of architecture, if only by being intelligent and — where necessary — outspoken observers. To this end, he has included a chapter called

"Ten Principles to Build Upon," which will help readers recognize the importance of a building's sensitivity to its surroundings, for instance, and the value of decoration.

Thought-provoking and thoughtfully illustrated, *A Vision of Britain* deserves to be read by all who believe that quality of life is tied to the quality of our homes and physical environment. The book is available at bookstores or from Doubleday. To order, call 1-800-223-6834, ext. 9479; in New York, call (212)

492-9479. Price: \$40 plus shipping and handling.

— Suzanne LaRosa

American Lighting: 1840-1940

The best chapters in Nadja Maril's book *American Lighting: 1840-1940* are those dealing with electric lamps after 1900. In the 1800s, lighting technology progressed from oils to gas to electricity, and classic studies (such as Myers' *Gaslighting in America*) have been written about most eras. Electric lamps manufactured after the First World War, however, have only recently drawn the attention of historians, despite the fact that such fixtures grow more popular (and expensive) in antiques stores and salvage yards every year. *American Lighting* tries to fill this need by providing a reference for old-house restorers who are collecting these and other period fixtures.

The book showcases domestic lamps from several collections in large color photographs. Chapters are organized by lamp type, with each providing a brief description and history of principal manufactur-

ers, followed by examples of existing lamps and occasional catalog art. Discussions of whale oil, Argand, kerosene, and gas lamps are good (though lean on information about chandeliers), but the author really hits her stride when the electric age is reached — and this is the bulk of the book.

Information on glass shades for electric lamps are a particular strength of this work. The leaded art-glass shades of Tiffany and his imitators and the "scientific" prism shades of the Holophane company are included, but so too are the beautiful hand-painted glass shades of lesser-known firms such as Handel and Pairpoint. Also not forgotten are shades that were strictly functional (and originally far less collectible), from companies such as Lightolier (which still thrives) and Emeraldite — known for those green, breadloaf-shaped shades on desk lamps.

Filled with black-and-white illustrations and color photos, the book is available for \$29.95 plus \$2 shipping from Schiffer Publishing, Ltd., 1469 Morstein Road, Dept. OHJ, West Chester, PA 19380; (215) 696-1001.

— Gordon Bock



Boudoir lamp (c. 1910) with leaded-glass shade.

The answer to some of your toughest restoration problems.

ABATRON Wood Restoration System

An unprecedented advancement in the regeneration of rotted, damaged or even missing wood. Each 5-can kit consists of:

LiquidWood A (resin) and B (hardener): impregnating consolidant to renew crumbling, rotted wood to its original strength and hardness.

WoodEpoxy A and B: structural adhesive paste, filler and wood substitute with exceptional strength. Does not shrink; can be shaped, sanded, colored, sawed and even nailed.

ABOSOLV: solvent and thinner for LiquidWood and WoodEpoxy.

from this:



Ideal for building restoration and antiques. Irreplaceable structural and decorative parts can be easily restored. Easy to use; requires only simple hand tools to apply. Available in 5 pint, 5 quart and 5 gallon sizes. Call or write for free brochure.

to this:



ABATRON, INC.
141 Center Drive, Dept. OHJ
Gilberts, IL 60136
312/426-2200

ENERGY EFFICIENT STORM WINDOWS ...TO MATCH ANY SHAPE OR SIZE.




For More Information Call or Write:
MON-RAY WINDOWS, INC.
2720 Nevada Avenue North
Minneapolis, MN 55427
PHONE: 612-544-3646
FAX: 1-612-546-8977



SQUARE TOP



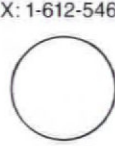
ROUND TOP



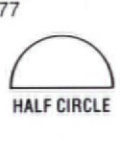
ARCH TOP



GOthic TOP



CIRCLE



HALF CIRCLE

Classic Millwork Designs

MAD RIVER WOODWORKS

- Balustrades
- Brackets
- Corbels
- Molding
- Pickets
- Running Trim & More!

P.O. Box 163, Dept. H1
Arcata, CA 95521
707-668-5671
Catalog \$3.00

Quantities Are Limited!

SPECIAL PURCHASE EUROPEAN BRASS DOOR HARDWARE

This selection includes a wide range of heavy cast brass door lever handles and knobs, doorknockers, push plates & handles, doorbells, heavy cast house numbers, and some furniture & cabinet hardware. At incredible savings. Most items at or below 1/2 wholesale price.

\$10.00

\$1.00

\$4.00

Over 50 different items, thousands of each.

For FREE Color Brochure & Price List
Call! 1-800-522-7336

At these incredibly low prices, all sales are final.

HARDWARE

RESTORATION SUPPLY

701 East Kingsley • Garland, Texas 75041

214-271-0319

The Ward Quartersawn Clapboard

Authentically Produced Early American Clapboards

Over 100 years of continuous operation by the Ward family. Quartersawing produces a vertical grain which eliminates warping and accepts paint and stain easily for extended life and beauty. Spruce and pine. Widths from 4-1/2" to 6-1/2". Pre-staining available.

Ward Clapboard Mill

P.O. Box 1030
Waitsfield, VT 05673
Moretown, Vermont
(802) 496-3581
Patten, Maine
(207) 528-2933

FACTORY DIRECT CLOCKS AND FURNITURE

Do-It-Yourself Kits or Assembled and Finished

- Grandfather Clocks, Mantel and Wall Clocks
- Cabinets, Chests, Tables, Chairs, Desks...and more!
- Solid 3/4" Black Walnut, Cherry, or Oak
- Heirloom Quality
- Solid Brass West German Movements and Dials
- Money Back Guarantee

SEND \$1 FOR COLOR CATALOG

EMPEROR CLOCK COMPANY

World's Largest Manufacturer of Grandfather Clock Kits
Dept. 3518, Emperor Industrial Park
Fairhope, Alabama 36532 • Phone 1-205-928-2316

I am interested in
 Do-It-Yourself Kits Finished Clocks Finished Furniture

Name _____
 Street _____
 City _____
 State _____ Zip _____
 (Please Print)

OLD-HOUSE JOURNAL

95

Our New Catalog is the "Yellow Pages" for your pre-1939 house.

Used to be, old-house folks had to waste an awful lot of valuable time tracking down the right trowel or terra-cotta tile — time that could be better spent actually plastering or repairing the leaky roof! But the days of fruitless phone calls and wild goose chases are over: You'll find more than 10,000 products and services in the revised and updated 1990 edition of **The Old-House Journal Catalog** — including all those things hardware store clerks insist "just aren't made anymore."

The Catalog is the most complete, up-to-date, authoritative guide to high-quality restoration items around. It includes house parts you won't find anywhere else: push-button light switches, porch ornament, iron roof cresting, reproduction lighting fixtures, hand-blocked wallpaper, Victorian tile. Unusual services too: Where else could you find companies who will custom duplicate your millwork and hardware, paint your house in historic colors, repair your stained glass, reline your chimney, and recreate a period garden? What's more, most of the companies listed sell or distribute nationally, so you can do business with the firm that meets your needs, whether you live in Manhattan or North Dakota.


The 1990 edition of **The Old-House Journal Catalog** is

crammed with important *new* information: There are more than 100 *new* companies which didn't appear in the 1989 edition. Also, hundreds of the other listings contain *new* products, prices, literature, addresses, and phone numbers which were added or changed since the previous edition. We spent a good part of the summer of 1989 personally contacting each and every company listed to make sure that our Catalog is as accurate as it is useful.

The Old-House Journal Catalog is organized for easy use. Each company entry includes complete address and phone number, and lets you know what kind of literature

is available (and the price, if any). The Catalog Index has been meticulously cross-referenced; you won't go crazy trying to find "bulls-eye windows," say, because the Index tells you they can be found under "windows, special architectural shapes." Another great feature: a State Index that groups companies by city and state, so you can locate old-house suppliers nearest you.

To order this 8½-x-11-inch, 256-page, soft-bound book, enclose a check for \$13.95 (a special subscribers' price which includes postage) in the envelope order-form. **The Old-House Journal Catalog** has got what it takes to bring your house from "has lots of potential" to "looks great!"



WEST COAST VICTORIANS
A Nineteenth-Century Legacy



Kenneth Naversen

A colorful survey of West Coast Victorian architecture—a valuable reference as well as a visual treat.

Paperback, with 145 beautiful

color photos. Only \$26.95, plus \$2.00 postage.

VISA, MC, or Am.Ex. accepted. Include all numbers and signature. CA res. add sales tax. Call (714) 559-4961 to order by phone (9-5 weekdays). Ask for our free catalog.

Victorian Gothic Birdhouse

A stunning sculpture in its own right, this marvelous 14" high gothic revival birdhouse is handmade of the finest materials. \$125, + \$2 shipping



VISA, MC, or Am.Ex. accepted. Include all numbers and signature. CA res. add tax. Call (714) 559-4961 to order by phone (9-5 m-f). Ask for our free catalog of architectural gifts.

ARCHITECTURAL ORIGINALS
P.O. Box 8023OH, Newport Beach, CA 92658



DOCUMENTARY FABRICS WALLCOVERINGS



Historic Homes of America

AVAILABLE THROUGH INTERIOR DESIGNERS & FINE SHOPS
SEND FOR FULL COLOR BROCHURE
RICHARD E. THIBAUT, 706 S. 21 ST. IRVINGTON, N.J. 07111 (201) 399-7888

MIDGET LOUVERS — The Original. . . The Best

Answers to Ventilation Problems of



- Used in Industries, Laboratories, Marine, Electronics and many Building applications.
- Available in Aluminum, Chrome, Plating and Anodized Aluminum. Sizes 1" to 6" in various types.

**AIR
HEAT
LIGHT
SOUND
MOISTURE**

— Write for Descriptive Catalog. —

MIDGET LOUVER COMPANY

800 MAIN AVENUE, NORWALK, CT 06851 (203) 866-2342

**SHUTTERS
from
New Orleans**

Made NEW to your specs.
Made the old-fashioned way—
by hand. Made to last!


The Bank makes new shutters on machinery that's probably older than your grandfather. Our shop is chock full of just about any architectural treasure you can name: doors, old shutters, mantel-pieces, old hardware etc. Please write; we have what you need.

**THE BANK
ARCHITECTURAL ANTIQUES**

1824 Felicity Street
New Orleans, LA 70113
Phone 523-2702
Toll Free 1-800/2-SHUTTER

Mike Wilkerson, Prop.

**CUSTOM
ARCHITECTURAL
MILLWORK**



ALL TYPES OF WOOD CUSTOM DESIGNS

CABINETS
Libraries, Wardrobes, Curios

PANELING
Wainscot, Fireplace Surrounds, Mantles, Paneled Walls

DOORS
Entries, Through Tenon and Pegged, Curved Top

TURNINGS
Newels, Spindles, Hand Rail, Porch Posts, Brackets

CARVING
All Types

Wilson & McCracken, Inc.
5255 Butler Street Pittsburgh, PA 15201
(412) 784-1772 1-800-783-1772



The Woodworkers' Store

NEW!

35th Anniversary Catalog

- Over 3000 Items.
- Hard-to-Find Products
- Many Exclusives
- Selection Includes:
Hardwoods, Wood Parts, Craftplans, Specialty Hardware, Finishing Supplies, Kitchen Accessories, Drawer Slides and much more.
- 24 to 48 Hour Shipment
- Satisfaction Guaranteed



Send Now! \$1.00 (3rd class)
\$2.00 (1st class)

Name _____

Address _____

City _____ State _____ Zip _____

The Woodworkers' Store
21801 Industrial Blvd., Dept 1446
Rogers, MN 55374

Heat Tools for Stripping Paint

These are the tools OHJ editors reach for when we strip paint from our own houses.

We can't count the number of times we've been asked which method is *really* best for removing paint. Well, we've seen "miracle" paint removers come and go. We've watched chemical paint strippers almost triple in price in the past 15 years. We've tried just about every heat tool on the market. In our opinion, if you've got more than a door or two to do, heat is the way to go. And the heat tools we reach for when stripping paint from our own wainscot and newel posts are the Heavy-Duty HG-501 Heat Gun and the Warner Heat Plate.

Heat is a fast method because all the paint bubbles and lifts as you go along. There's no waiting for chemicals to soak in, no multiple recoatings, and far less clean-up. Unlike stripping with chemicals, you can remove all layers of paint in a single pass. And because these tools are long-lasting, industrial products, their initial expense is more than made up in savings on the \$18- to \$25-per-gallon stripper you're no longer buying in quantity.

The Heat Gun is the most efficient paint-removal tool for heavily painted porch parts, mouldings, or other ornamental woodwork. Some chemical stripper is needed for clean-up, but 95% of the paint comes off during the heat-and-scrape. The Heat Gun is not recommended for use on hollow partitions (to avoid smoulders and fire) or for stripping entire exteriors (too slow).

The Heat Plate is the most cost-effective and easy-to-use tool for stripping paint from broad, flat surfaces: doors, panelling, baseboards, and exterior wooden clapboards. And it's safer for use on hollow partitions and exterior cornices because there's no blown hot air that could ignite hidden dust. (Fire is a hazard with any heat method, however.) Neither the Heat Plate nor the Heat Gun are recommended for removing varnish.

Both the Heat Gun and the Heat Plate come with complete operating and safety instructions, including information on lead poisoning. They're backed by the Old-House Journal Guarantee: If your unit should malfunction for any reason within two months of purchase, simply return it to us and we'll replace it.

To purchase either or both heat tools, use the envelope order-form. The Heat Gun costs \$77.95 ppd; the Heat Plate, \$47.95 ppd.

Specifications for the Heat Gun:

- UL approved.
- Adjustable air intake varies temperature between 500° F. and 750° F.
- Draws 14 amps at 115 volts.
- Rugged die-cast aluminum body — no plastics.
- Handy built-in tool stand.
- 6-month manufacturer's warranty.

Specifications for the Heat Plate:

- UL approved.
- Constant temperature of 1100° F.
- Draws 5-1/2 amps at 120 volts.
- Cool plastic handle — all-metal heating unit.
- Flip-over resting stand.
- If you have any problems within 6 months of purchase, return the Heat Plate to Warner, freight collect, and they'll replace it.



BATHROOM Machineries



**Early American Bathroom
FIXTURES & ACCESSORIES**
Classic Brass & Hard-To-Find Parts
Send \$3 For Complete Color Catalog

BOX 1020-F • MURPHYS, CA 95247
(209) 728-2031

G.I.N.G. & B.R.E.A.D

THE TRADITIONAL WAY TO ENHANCE YOUR HOMES' VALUE & LOOKS



- CLASSIC VICTORIAN DESIGNS RECREATED
- BRACKETS-MOLDINGS-ROOF TRIM-FINIALS
- PICKETS-PORCH PARTS-SPANDRELS
- FOR INTERIOR & EXTERIOR USE
- NO MINIMUM ORDER - EASY INSTALLATION
- SEND \$1.25 FOR ILLUSTRATED CATALOG AND NEWSLETTER SUBSCRIPTION

HICKSVILLE WOODWORKS CO.
265 JERUSALEM AVE., DEPT. OHJ
HICKSVILLE, NY 11801
1-800-526-6398

FINE ARCHITECTURAL METALSMITHS

Forgework and hand construction in ferrous and non-ferrous materials. Drive gates, estate fencing, grillework, railings, furnishings and accessories.

Project development from client specifications or from our own design archives and technical detailing assistance.

NEW ENGLAND TOOL
COMPANY LTD.

P.O. Box 30, Chester, N.Y. 10918
(914) 782-5332 (914) 651-7550

By Appointment



HORTON BRASSES

Manufacturers of Cabinet and Furniture Hardware for Homes & Antiques for Over 50 Years.



HORTON BRASSES are authentic copies of 17th, 18th, 19th and early 20th century pulls.

Nooks Hill Road, P.O. Box 120L
Cromwell, CT 06416 (203) 635-4400
Send \$3.00 for a Catalogue

CUSTOM DOORS

Which Offer Unlimited Possibilities



Let us work with you to create a personal, distinct entrance.

We build insulated doors of native woods with the highest standards of craftsmanship for beauty and durability.

Color brochure \$2

LAMSON-TAYLOR CUSTOM DOORS
5 TUCKER ROAD
SOUTH ACWORTH, NH 03607
603-835-2992

ANYTIME ANYWHERE ANYWOOD

mold plane and edge



Professionals and hobbyists alike know the strengths of the W&H molder-planer. Superior US-made construction and quick two-minute cutter changes make it a snap to cut moldings and plane hardwoods. It's fast, easy, and super-smooth.

Our five-year warranty and free 30-day trial are your assurance that W&H goes the distance.

Mail this ad or call us toll-free today.
1-800-258-1380 In NH 603-654-6828

Williams & Hussey Dept.
Riverview Mill, P.O. Box 1149
Wilton, NH 03086

YES! Send your free information kit today.

Name _____
Address _____
City _____ State _____ Zip _____

W&H

RESTORATION SERVICES

Restoration and Repair — This company helps old-house owners, historical museums, and churches with the care and feeding of their buildings, and can help you with yours. Architectural services for restoration, repair, & alteration; trouble-shooting; historical research; consultation, and more. The Office of Allen Charles Hill, AIA, Historic Preservation & Architecture, 25 Englewood Road, Winchester, MA 01890; (617) 729-0748.

Restoration Services — This company specializes in the preservation, restoration and renovation of older homes and provides a full range of services including design, reconstruction, project supervision, consultation services and unique Preservation Program. Serving the Bergen County region. The Hudson Valley Restoration Company, One Preservation Court, P.O. Box 744, Ramsey, NJ 07446, (201) 327-4461.

Paint Stripping, Wood Refinishing — A high-quality company offering restoration services including archi-

tectural wood stripping and refinishing, plaster repair, paper hanging, exterior stripping, and interior and exterior painting. Willing to travel (201) 654-3878. Hone Painting & Restoration, 42 Cleveland Road, Caldwell, NJ 07006.

American Decorating — Authentic 18th century interiors created for you with the finest reproductions available today. The Seraph has long been recognized for knowledge in this specialized field of interior design. For over a decade they have been developing resources and manufacturing all that is needed for the entire country home. Upholstered furniture, lighting, textile and their special Windsor chairs. Color catalog \$3.00. The Seraph, 5606 East Street, Route 37, Delaware, OH 43015.

Porch and Stairway Restoration — This custom turning service includes porch and stairway balusters, newel posts, finials and other architectural ornaments turned to match your originals. Quantities from a turning to


whole porches. Design services available. Call for free quotes and quick service from America's turning shop. National Decks, Box 1125, Alfred, NY 14802. (607) 587-9558 (FAX 607-587-9398).

Architectural Services — For historic preservation: historic houses, house museums, churches, other structures of similar scale; architectural research on site; architectural writing including Historic Structure Reports, National Register nominations; preservation, restoration, additions with individual attention from the principal and care to preserve significance and value. James Thomas Wollon, Jr., A.I.A., 600 Craigs Corner Road, Havre de Grace, MD 21078, (301) 879-6748.

Building Inspection — Pope Associates, Inc. specializes in mechanical and structural inspection of pre-1940 buildings in eastern Massachusetts. All inspections reflect sensitivity to architectural style & historic construction techniques and are performed in accordance with the Standards of the American Society of Home Inspectors. Pope Associates, Inc., Gloucester, MA 01930, (508) 281-2624.

Floor Refinishing — This company will restore your wood floors to their original lustre and beauty. All types of old and new wood can be sanded and refinished. Serving the North Shore of Massachusetts. Call for a free estimate. Vincent P. Orlando, Fernald Street, Gloucester, MA 01930.

How To Save Your OHJs



Save your copies the same way the OHJ staff does. Use a file case (8-5/8" x 11-1/2") or a binder (9-1/4" x 12-3/4"). Binders have a wire for each issue, so you can open issues flat without removing them. Each binder or file case holds a year's worth of issues; both are library quality — handsome deep maroon leatherette with the OHJ logo embossed in gold.

NOTE: For fastest service, call toll-free 1-800-972-5858 and charge to VISA or Mastercard (\$15 minimum).

TO: Old-House Journal, c/o Jesse Jones Industries, Dept. OHJ, 499 East Erie Ave., Philadelphia, PA 19134

Send me _____ Binders
(1—\$9.95; 3—\$27.95)

Send me _____ File Cases
(1—\$7.95; 3—\$21.95)

Enclosed is \$ _____. Add \$1. postage and handling per case/binder. Outside USA add \$2.50 per case/binder (U.S. funds only). PA residents add 6% sales tax.

NAME _____


ADDRESS _____

(NO P.O. BOXES)

CITY _____

STATE _____ ZIP _____

This special classified section is available to designers, consultants, contractors and craftspeople offering hard-to-find restoration services for the old-house owner. Rates are \$200 for the first 40 words, \$4.00 for each additional word. Logos will be printed for an additional \$200 per column inch. Deadline for inclusion in Restoration Services is the 1st of the month, two months prior to publication. For example, January 1st for the March/April issue. Sorry, we cannot accept ads over the phone. All submissions must be in writing and accompanied by a check.



Many Classic
Antique
Mantels In
Stock

We offer one of the largest

selections of
completely
restored
authentic door
hardware in
the country.
Plus many
other
architectural
and unusual
antiques.



By-Gone Days
ANTIQUES, INC.
Specializing In Architectural Antiques
3100 South Boulevard • Charlotte, NC 28209
Telephone (704) 527-8717

We Make Wood Beautiful. Again.
On-Site Architectural Wood Finishing Services
State-of-the-Art Stripping Techniques • Custom Colors and Finishes
Repairs, Restoration and Refinishing of Architectural Salvage Items

Wayne Touke Inc.
8 Thayer Street, Boston, MA 02118 (617) 423-2902

DOORS & WINDOWS

Specialists in 18th & 19th century architectural millwork including Colonial style mortise & tenon small pane window sash, plank window frames, interior & exterior doors, entryways, French doors, mantelpieces, wainscoting, raised panel walls, fanlight windows, & more. Custom orders are welcome. Illustrated brochure, \$3.00.

ARCHITECTURAL COMPONENTS
DEPT OH, 26 NORTH LEVERETT RD, MONTAGUE, MA 01351 (413) 367-9441

**Push Button
Light Switches**

In Single and Three Way
Solid Brass Cover Plates

Decorative
and
Plain

Also In

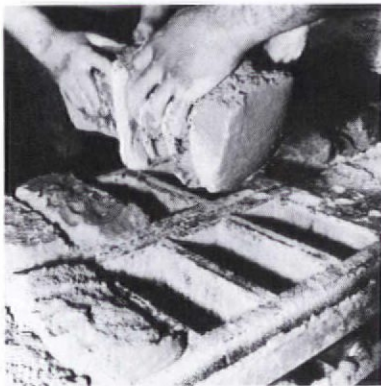
- Chrome
- Brown
- Ivory

Finishes


For Color Brochure
Send \$1.00 to:

Classic Accents
Dept. OH, P.O. Box 1181
Southgate, MI 48195

**AUTHENTIC
HANDMADE BRICK**



- Complete line of handmade brick
- Restoration matches
- Full line special shapes
- Pavers, any size or style
- We can solve your brick problems

 **Old Carolina
Brick Company**
— ceramic crafters —

Rt. 9, Box 77 Majolica Rd.
Salisbury, N.C. 28144
704-636-8850

**Country
Curtains®**

**FREE
COLOR
CATALOG**

Country
Curtains . . .
Over thirty
years of old-
fashioned
quality and
conscientious
service.

A delightful selection of curtains trimmed with ruffles, fringe and lace. Also tab, tailored and ruffled styles in warm colors and cheerful prints, some insulated styles, lots of lace and balloon curtains, bed ensembles and more. **Please call toll free: 1-800-876-6123**, 24 hours a day, 7 days a week. **Satisfaction guaranteed.**

 Visit our retail shops in
New England and New Jersey.

PLEASE SEND FREE CATALOG.

Name _____
Address _____
City _____
State _____ Zip _____

COUNTRY CURTAINS®
At The Red Lion Inn
Dept. 2060, Stockbridge, MA
01262

THE EMPORIUM

REAL ESTATE

VERGENNES, VT — Beautifully restored 1790/1830 brick frame Federal. Historic village; minutes from Lake Champlain and Burlington. 5 bedrooms, 2-1/2 baths, 2 fireplaces, beamed ceilings, brick walls, wide-board floors. 3000 sq. ft., 1+ landscaped acre, patio, large barn, garage. 2-family easily reconvered to 1. Many in-home business possibilities. \$155,000. Call: (802) 877-2929.



NEW BEDFORD, MA — Andrew J. Pierce home; 1881. Queen Anne designed by Peabody & Sterns. Featured in *Yankee*, *Country Living*, and the *Boston Globe*. This fully restored town house features a banquet size dining room. Living room with piano alcove, magnificent oak staircase, 6 fireplaces, and cherry and oak floors. All new systems. Security and water purification systems, cedar closets. One of only 3 units in 9000 sq. ft. building. \$279,000. with special financing. Call Shulamith Friedland: (508) 993-5301.

ROXBURY, PA — 3900 sq. ft. Adirondack at foot of Appalachians. Stone fireplaces, 8 bedrooms, 3 baths, 23+ acres of woods, stream, on private lake. Hunting and fishing at your door. Great B&B location. 2 hours from Philadelphia. \$195,000. Call: (717) 263-0202.

CITRA, FL — Circa 1850s homestead with up to 115 acres of central Florida land. With over 2000 sq. ft. this 1-1/2-storey farmhouse has central heat and air, 4 bedrooms, 2 baths, modern kitchen, 2 fireplaces, and cypress and pine wood paneling throughout. \$550,000. Call: (904) 595-4711.

RICHLAND, GA — 1880s Georgia Vernacular. Greek Revival facade with 2 storeys, 4 bedrooms, 2 baths, 8 fireplaces, heart-of-pine floors, pocket doors, 12' ceilings. Restored. Modern country kitchen added. 9 acres, pecan orchard, outbuildings. 30 miles southeast of Columbus, GA. \$99,500. Call: (912) 887-2587.

SALEM, NJ — Undiscovered treasure established 1675 needs TLC. Many 18th, 19th, and early 20th century homes. National and NJ Historic sites and HABS properties within city borders. Homes range from 30K-100K. 10 minutes from Delaware Memorial Bridge. Write to Linda Willis, PO Box 257, Hancock's Bridge NJ 08038.

COVINGTON, KY — Victorian in historic area (walk to downtown Cincinnati). Natural woodwork throughout, carved staircase in large foyer, pocket doors, 4 ornate mantels in chry and oak, 4 bedrooms, 2 baths, finished attic, C/A, storm windows, fenced yard, off-street parking. \$84,900. Call Jill Campbell at (513) 281-7246 or (513) 321-4343.

FRAMINGHAM CENTER, MA — 18th c. 9-room farmhouse, saltbox style. Double parlors, 5 fireplaces, wide pine floors, 4 bedrooms, "up-over-and down" stairs. Must be moved. Best

offer. (508) 877-6372.

DALLAS, TX — Prairie style in historic district. 60% restored. All formals, 28' x 16' den, gourmet kitchen, mother-in-law suite with bath. Upstairs has 4 bedrooms, 2 baths, sunroom, and sitting room. Shady lot. Separate 4 room guest house. 5 minutes from downtown. Offered by owner and restorer. Call: (214) 828-0120.

STOCKBRIDGE, GA — Circa 1860s. Beautifully set on 14.5 acres, among dogwood and pecan trees. Barn, fenced pasture. Approx. 3000 sq. ft. 4 bedrooms, 2 baths, 5 fireplaces, new country kitchen. New central heat, A/C, plumbing, and electricity. One hour south of Atlanta airport. \$125,000. Call: (404) 647-9872.

PLACERVILLE, CA — 1895 Victorian, incorporates Queen Anne, Italianate, and stick forms of architecture. Lovingly restored to original charm. 4 bedrooms, 3 baths. Stained glass windows, rectilinear cupola with Gothic windows and free-hanging staircase. Operated as a Bed & Breakfast since 1983. Listed in National Register of Historic Places. \$299,500. Call: (916) 677-5790.



NORTH READING, MA — 200 years ago, this 10 room traditional colonial was the dream of a lifetime. Today, from the cedar shingles to the summer kitchen and 4 fireplaces it's the essence of America. Complete with barn, corral and a 2-car garage, it quietly sits on a near acre of wild flowers. With an inground pool area and loving landscape it resides just 20 miles north of Boston. Rural yet with easy access to 4 major highways. The owners have obligingly accepted to market this exceptional home at \$259,000. For more information, please call Priscilla Fitzgerald, Realtor: (508) 664-4709.

CANTON, MO — 1864 Italianate. 7 large rooms, mostly restored and/or updated. Mississippi River college town. Best neighborhood. Operating Bed & Breakfast as the The College Inn. New kitchen, 3 or 4 bedrooms, 1 or 2 parlors, fully insulated, low taxes and utilities. Roof is 7 years old. Chicago is 300 miles, St. Louis is 150 miles. \$50,000. Call: (314) 288-3847.

GALVESTON, TX — 1886 Darragh House. Major historic landmark in historical district. For sale by Galveston Historical Foundation. Ornamental cast iron fence. Totally restored double gallery porch. Totally restored roof. needs extensive renovations. Income producing property included in sale. For more information call: (409) 765-7834.

FREEHOLD, NJ — Circa 1850. Restored federal and new addition. 4 bedrooms, 2-1/2 baths, large living room, fireplace, dining room, solarium. 2 kitchens; 1 large and 1 small. Located on 1/4+ acre; perennial gardens. In historic town. commuting distance to metropolitan area. \$299,000. Call Sandra: (210) 462-2934.

PEMBROKE, ME — 2-1/2-storey New England farmhouse. Original features include hand-planed wainscot, wide pine floors, Adams fireplace surrounds, thin raised-panel doors

with original hardware, Shaker pegboard. Needs restoration including foundation work. 1-acre lot overlooks saltwater river in historic village near unspoiled Cobscook Bay. Description, floor plans, photos to serious inquiries. \$50,000. Call: (207) 853-2993.

HINSDALE, NH — Italianate design. 6-unit apartment house with architectural details found only in the well built older home. Updated electrical service, furnaces, appliances, decor, laundry facility, and off-street parking. Yard with garden space, shade trees, and fragrant lilacs and mock orange. Ideal location for professional offices, New England-style inn, Bed & Breakfast, or restore it to its original use as a single family home. Prime Location. \$395,000. Call: (603) 336-7225.

YORKTOWN HEIGHTS, NY — Enjoy true country 50 minutes from NYC. Handsome restored 1780/1830 clapboard house on 3 private acres next to working farm. All new systems, slate roof, 4 fireplaces, double parlor, 2-1/2 baths. Separate studio/workshop, outbuildings. \$420,000. Call: (914) 962-7288.

OZARK, AR — Elegant, turn-of-the-century home in the majestic Ozarks. Original detail includes parlor with hand-carved colonnades, ceramic and cast iron fireplaces, stained glass windows, and hardwood floors. 4 spacious bedrooms, 2 baths, and big country kitchen. \$59,500. Call: (717) 285-3734.

PLAINFIELD, CT — 1740 center chimney colonial. 8 exquisitely restored rooms. Period colors, wide board floors throughout, open beamed ceilings, 5 fireplaces, raised panelling, chimney cupboards, beehive oven in keeping room. Country side views. Convenient to major highways. 30 minutes from Providence; 1 hour from Boston. \$185,000. Call: (203) 779-3422 Mon.-Fri. after 5 pm.

LOWELL, MI — Old Victorian with beautiful walnut woodwork and wrap around front porch. 24' x 14' living room with fireplace and French doors. Main floor: laundry, 1/2 bath, and family room. Second floor: 4 bedrooms and sitting area. Large open attic. Appliances included. 13 miles to Grand Rapids. \$69,000. Call: (616) 897-9784.

RALEIGH, NC — Late 19th-century country home. 15 minutes from Raleigh in southern Wake County. Near golf course. 5000+ sq. ft. on 3.3 acres with large oak trees. Needs rehab. except for kitchen, utility room, and 1 bath. 12 ft. ceilings downstairs. 6 fireplaces. \$350,000. (919) 552-3720.

CUMBERLAND MOUNTAINS, TN — Solid, 110-year-old, rural, frame 2-storey country Victorian. Private, heavily-wooded 10 acres. Near new national park. Free natural gas for heating. New furnaces and outside paint. Enclosed spa. Many more features. \$75,000. Call: (615) 579-4100.

ATLANTIC HIGHLANDS, NJ — By the sea. Lovingly renovated 1890s Victorian with original natural woodwork. Only three blocks from marina. 3+ bedrooms, 2 bathrooms, fireplace, hardwood floors, turret, and wrap around porch. New electric, plumbing, fully insulated. 5 minutes to NYC ferry. Asking \$215,000. Call: (201) 964-5082.

BERKELEY COUNTY, WV — Large 200-year-old house with 7.6 acres located in Shenandoah Valley. Shiplap with 12/12 windows. Some original hardware, gorgeous floors, nice neighborhood. Only 1 hour from Washington, DC by interstates. Eligible for National Register.

Antique & Reproduction doors.
 Wood fireplace mantels.
 Assorted window systems.
 Claw-foot bathtubs.
 Pedestal sinks.
 Heart pine flooring.
 Antique furniture.
 Wood columns & stair cases.
 Stained & bevelled glass.

FLORIDA VICTORIAN ARCHITECTURAL ANTIQUES

112 Georgia Avenue
 Deland, Florida
 (904) 734-9300

In Historic Downtown Deland



Spring Tite Interior Insulating Windows

- Fits neatly inside existing casing.
- Approved by National Historic Society and HUD.
- Will accommodate windows up to 1-1/4" out of square.

Send \$2.00 for complete information package
National Spring Tite Corporation
 Franklin St., Mill Pond Plaza, Westerly, RI 02891
 1-800-525-9340 401-348-1030 in RI

VICTORIAN PORCH SWINGS




Quality Solid Hardwood Construction with Cane Seat
 (Screw Assembly Required)
 Catalogs for \$1.50
 FOR FURTHER INFORMATION AND ADDITIONAL PRODUCTS, CONTACT:

Painted White or Hand Finished Oak
 4-foot, \$324.50 (+ \$15 S & H)
 5-foot, \$374.50 (+ \$18 S & H)

VISA MasterCard
 SATISFACTION GUARANTEED

GREEN ENTERPRISES
 43 South Rogers Street • Hamilton, VA 22068
 Telephone: (703) 338-3606



WITHOUT CPF®2D WITH CPF®2D

NEW AND TESTED!

Eliminates Cobwebs
 Keeps buildings clean!

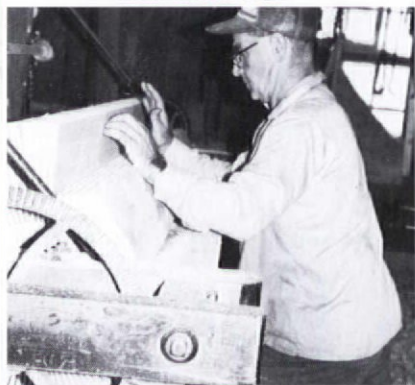
Add CPF 2D Insecticide to your house paint effective for years!

Add CPF®2D to exterior paint or stain to eliminate cobwebs, insects and insect dirt. Excellent for homes, barns, commercial buildings, and boats. Mix as little as 1/5 bottle CPF®2D in each gallon of paint or stain. Controls most insects for the life of any exterior coating. Odorless, colorless, registered with EPA. Easy to use - relieves you of endless bug clean-up. \$19.95 per bottle and \$2.00 shipping & handling. Call Toll Free and order by MC/Visa, or send check/Money order to:

ENVIRO-CHEM, INC.

P.O. Box 1298
 Walla Walla, Washington 99362
 1-800-247-9011 (8 a.m. to 5 p.m.PT)
 EXT 102

Granville Manufacturing Company, Inc.
 Established 1857



Quartersawn Clapboard Siding

FEATURES

Quarter sawing produces a vertical grain clapboard which eliminates the cupping and warping problems which resawn boards are subject to.


Vertical grain clapboards accept stain and paint extremely well, producing an evenly toned finish.

Authentic manufacturing meets all colonial reproduction specifications. The 4 1/2 - 5 inch clapboards are true representations of colonial architecture.

We also produce 5 1/2 inch and 6 inch clapboard.

Granville, Vermont 05747
 802-767-4747

Victorian fence pickets



These elegant, documented Victorian fence pickets were popular in Texas around the turn of the century. Our firm is recreating these pickets in natural untreated cedar at \$2. each. Their dimensions are 3/4" x 2 1/4" x 42", and with one picket width spacing, it takes about 3 pickets per linear foot of fence.

Send \$2.00 for picket sample and full scale design pattern to:

Texas Standard Picket Co.
 606 W. 17th, Suite 304
 Austin, Texas 78701 J.H. Morey, Prop.

THE EMPORIUM

\$135,000. Call: (304) 274-3248.

BROOKLYN, NY — Unusually original, large 1910 frame home. Preserved by daughter of original owners until 1984. All dark oak and mahogany details, fireplace, stained glass, parquet, antique bath fixtures. Excellent condition, good mechanicals. Porch, fenced yard, garage, residential flatbush neighborhood. Asking \$275,000. Call: (718) 859-4004.



ALAMEDA ISLAND, SAN FRANCISCO BAY, CA — 1854 Gothic Revival. Oldest documented house in the city. An elegantly furnished 4 room B&B, licensed public coffee house, gift and antique retailer, and general administrative office. Landscaped around redwood and oak trees, trails, fountain, waterfall, and large redwood deck in country setting. Restored and new comm. electrical service. Easy walking to beach and public transportation to San Francisco. Lease - Sale - Exchange (1031). Asking \$950,000. Operating figures available to qualified principals. For more details contact Andrew or Susan McCormack: (415) 523-9697.

VEEDERSBURG, VA — Italianate farmhouse on 1-1/2 acres. 65 miles from Indianapolis. Newly fenced pasture, barn/carriage house for 3 horses, walnut staircase, new electric service and plumbing, oak kitchen cabinets, exterior is re-worked. House is ready for your personal touch. Call: (217) 333-6424 days

BRADFORD, MA — Restored 1690 Colonial. 6 bedrooms, library, music room, butler's pantry, screened sun porch, 6 fireplaces, beehive oven, new fixtures, solar hot water, original wide pine floors, wainscoting, French doors, new vinyl replacement windows. On landscaped corner lot with fruit trees and gazebo. 45 minutes to Boston. \$225,000. Call: (508) 373-0807.

CUMBERLAND, VA — Circa 1756 Langhorne House. Classic brick 2 over 2 with English basement and 19th-century frame additions. Original slate roof, 9/9 windows, heart pine flooring, walnut staircase. Five working fireplaces. Approximately 3000 sq. ft. living space. 15 acres. Smokehouse, garage, workshops. \$119,000. Call: (804) 492-9124 or (914) 358-8071.

WEST HAVEN, VT — 1798 Federal/Georgian with ballroom, 11 additional rooms. Over 3000 sq. ft. European floorplan. National Register listed, The Simeon Smith House; William Sprats, architect. On 15 acres, garage, outbuildings. For the architecturally discriminating who desires a truly extraordinary property. \$299,000. Write: Avery, RFD, Fair Haven VT 05743 or call: (802) 265-4492.

PERU, ME — Turn-of-the-century Victorian. Excellent condition. Original maple woodwork, 4 or 5 bedrooms, double parlor, den, dining room, new kitchen, new bath, new 4 zone heat, expandable attic with original skylight, barn with 4 room apartment. Village setting. Close to ski areas. Call: (207) 562-1711.

WOODSTOCK, MD — Howard County. 12-

room Second Empire house on 4 acres. 3-car garage, new kitchen, updated electrical service, 2 restored baths; 4 baths total. Heat pump with oil backup, closets, 2 rooms to finish. Full basement with cut granite black walls and concrete floor. EHO offered at \$280,000. Please call Candy Smith, Coldwell Banker for additional information: (301) 465-5646.

HAMPDEN, ME — Splendid Greek Revival mansion, 1849; B.S. Dean, regionally important architect. Luxuriously restored. 7 bedrooms, 10 chimney pieces, original woodwork, 1.25 acres, pool. Skylit central stair. Near schools, university, international airport, coast, and hospitals. \$285,000. Thompson J.F. Singleton, (207) 942-8261.

SETAUKET, LONG ISLAND, NY — Circa 1850 historic landmark. Built by Nehemiah Hand, shipbuilder. 5 bedrooms, 3 baths, 2 parlors, 5 fireplaces (1 working), beehive oven, beautiful moulding, wide floor boards, some parquet. Bay window, new roof. 1 acre partially wooded, historic black walnut. Near water. Convenient to NYC. \$380,000. Call: (516) 751-3039.



GERMANTOWN, PHILADELPHIA, PA — Located in a National Historic district, nationally registered Clarkson-Watson House, circa 1744, was the Germantown Historical Society's costume museum. Recent facade and structural work completed. 2-bedroom apartment in rear addition. 45' x 143' lot. Facade casement grant available. Tax credit possible. Call Janet Lippincott at Wissahickon Realty: (215) 844-2211.

FOR SALE

BRASS REPRODUCTION FIXTURES to fit 2 claw foot tubs and 2 pedestal sinks. Also reproduction push button light switches. All at below cost. Call for details: (412)741-1675.

SOLID BRASS CASH REGISTER — Turn-of-the-century. Beautifully restored, working condition. Made by the American Cash Register Company, Columbus OH. \$1750. plus packing and shipping. Call: (814) 899-7671.

FIREPLACE FENDER — Ornate brass serpentine ends. 5 feet wide, 14 inches deep, 9-1/2 inches high. \$150. Write: Robert, 117-1/2 Twentieth St., San Diego CA 92102, or call: (619) 234-8032.

40 SHUTTERS as seen in the October 1986 issue of OHJ, page 392 with acorn cut out. Good condition. 38 are 18-1/2 inches x 72 inches. 2 are 17 inches x 44-1/4 inches. Write: CKEL, PO Box 95, Lisbon OH 44432-0095.

7 INTERIOR FIVE PANEL PINE DOORS — Some are unpainted. 1 set of pocket doors, top mounted rolling hardware and rail. 7 round top, cast iron heat registers with functioning turning vanes, very ornate raised grill work. Staircase woodwork, simple Eastlake newel posts and spindles, unpainted. For more details, call: (717) 759-0403.

MARBLE BAPTISMAL FONT with intricate carv-

ings. 19th century. 43 inches high. Base is 24 inches square. Can be used as a plant holder. \$4000. Reading, PA. Call: (215) 372-5490.

RESTORABLE COLUMN SHAFTS — 5 columns, Tuscan style, pinewood. \$50-\$100. Write: Jan, 13 West Street, Portland ME 04102 or call: (207) 774-3230.

1865 PORCH COLUMNS — 9 yellow poplar columns. 11-1/2 inches diameter, 75 inches tall, originally on 18 inch tall square base. Some matching porch parts. \$150. Call: (618) 266-7001.

STAINED GLASS WINDOWS — Salvaged from old houses. Available in various sizes. \$60-\$125. Call: (304) 876-6907.

THREE 1830'S GREEK REVIVAL HOUSES — 1 is on the National Register. All are disassembled with all parts numbered. Includes original cut stone, post and beam frame, ash and poplar flooring. Exceptional interior and exterior woodwork and working print to enable reconstruction. Willing to trade or sell (price negotiable). Write: Norman Webb, 4471 Prospect St., Manutua OH 44255, or call: (216) 274-3487.

VERMONT POST & BEAM CAPE — Early 1800s; dismantled. Price includes frame, blueprints for reconstruction, and delivery. \$20,000. Call: (802) 886-8297.

FEDERAL BREAKFRONT — Circa 1830 with mirror. Approx. 64 inches high, 60 inches wide. In good condition. Metro NYC area. \$1300. Call: (914) 632-6016.

PAINTED SHADE LAMP — Overall height approx. 20 inches. Shade is 24 inches in diameter. Reverse painted in autumn coloring. Signed Miller on underside of base. All original. \$380. Located in New York. Call: (212) 907-9318 during business hours.

FIREPLACE MANTEL — Dated 1896. Soapstone faux marble. Complete and all pieces intact including cast iron. \$750. Possible delivery mid-atlantic/northeast states (located in Washington, DC area). Call: (301) 564-0218 evenings.

CERAMIC TILE — Unglazed mosaic. Approx. 400 lbs. assorted squares and hexes, white and colored. Original unused tiles from Robertson Art Tile Company, Morrisville PA. A treasure for restoration work. A reasonable offer would cover the cost of transport. "I can come pick them up" would also be a reasonable offer. Write: Ed McDonald, 105 Navarre Road, Rochester NY 14621, or call: (716) 544-3467.

2 PRIMITIVE APPLACHIAN HAND-HEWN LOG CABINS — Circa 1880. Beautiful dovetail notching. Ideal as guest house, vacation house, add-on, or both together as permanent residence. \$6000 and \$7000 each, or \$11,000 for both. Delivery available. Call Don Rogers: (803) 877-0538.

LARGE ORNATE STEAM RADIATOR — 14 fins, circa 1901. Also smaller, ornate 5-fin radiator. \$250 or best offer. Westchester County, NY area. Call: (914) 693-6033 after 8 pm EST.

CERAMIC GLAZED ROOF TILES — Basic green tile, \$3 each. Decorative pieces and corners, best offer. Call: (914) 738-3053.

ANTIQUÉ LIGHTING FIXTURES — All are electric. All are originals restored and ready to use. 3 pairs of solid brass sconces; 2 Tiffany-style hanging lamps; 3 chandeliers in different styles; also some fixed-ceiling and hall lights; a number of original shades. Crystal chandelier for LR/DR. Most are newly lacquered. Philadel-

The Cedar Guild

51579 Gates Bridge East
Gates, Oregon 97346
(503) 897-2541

Want it done right?

Exact Replication Cedar Shingles

Call us with your problems;
we can help!



Write or call for new
1990 catalog:

Genie House

Handcrafted Lighting Fixtures

Quality
Reproduction
Lighting By
American
Craftsmen

Custom Designs
Upon Request

(800) 634-3643

P.O. Box 2478, Red Lion Road, Vincentown, NJ 08088



ALUMINUM PRODUCTS

Custom Fabrication

CORNICES

LOUVERS

CUPOLAS

COLUMNS

BALUSTRADES

SHUTTERS

URNS & BALLS

Baked on finishes available

call or write

CAMPBELLVILLE INDUSTRIES, INC.

P.O. Box 278, Dept. OHJ
Campbellville, KY 42718
502-465-8135

WIDE Flooring

Paneling • Wainscoting

PINE to 32" wide

OAK to 18" wide

Kiln dried to 6%-8% • Milled to your specifications

Send \$2.00 for informative literature and grading photos to:

Craftsman Lumber Company

Box 222 M, 436 Main St., Groton, MA 01450
or phone (508) 448-6336, Charles E. Thibeau, Prop.

Satisfying Architects, Builders and Homeowners nationwide since 1974

BEST QUALITY

BEST SERVICE

BEST PRICES



SPECIALIZING IN HISTORIC MARKERS

BronzeForever©
AluminumForever©
GraphicsPlus©
National Register
HABS

Photos and logos
at no extra charge.

SMITH-CORNELL, INC.


P.O. BOX 686 OHJ

Auburn, IN 46706

PH: 219-925-1172 (IN)

800-325-0248

Call or write for free brochure



Restoring America's Landmarks

- Remove flaking paint from masonry and wood with Diedrich 606 Multi-layer Paint Remover.
- Remove accumulated pollution grime carbon dirt, mildew and smoke stains with Diedrich 101 Masonry Restorer
- Sold only to contractors, architects and preservation groups. Seeking dealers-distributors. Write for free brochure.

DIEDRICH CHEMICALS

RESTORATION TECHNOLOGIES, INC.

73-73 So. 6th St. Dept OHJC, Oak Creek, WI 53154
(414) 764-0058 (800) 323-3565 FAX (414) 764-6993

Aristocast Originals



Niches • Crown Moulding
Trim • Fireplaces •
Ceiling Medallions •
Corbels • Archways •
Columns • Porches •
Oak Beams •

Buy at factory prices from
the world's finest producer

ARISTOCAST ORIGINALS INC

Dept. OHJ390, 6200 Highlands Parkway,
Suite I, Smyrna, Atlanta, GA. 30080.
Tel. 404-333-9934 Fax. 432 0232

Dealer and
manufacturer's
agent inquiries
welcome

FREE 28 page full color catalogue

THE EMPORIUM

phia, PA area. Call: (215) 483-8221.

3 PIECE PARLOR SUITE — American Renaissance incised and ebonized rosewood parlor suite, circa 1865. Included is a sofa, open armchair and side chair. The molded cresting centered by incised panel with rosewood insets. Purchased 1980 from Sotheby's. Horsehair stuffing; needs reupholstery. \$900 or trade for Eastlake parlor suite. Call: (201) 522-1743.

VICTORIAN SHUTTERS — Circa 1870. 17 inches x 58 inches to 78 inches. 29 pairs plus miscellaneous doors and storms. Excellent condition; only 1 pair needs minor repair. \$600. Write: Fairley, 104 N. State St., Concord NH 03301, or call: (603) 224-9401.

OHJ MASTER HEAT GUN — Used only once to defrost pipes. Best offer or will trade for anything old and interesting. Call: (914) 358-8071.

WROUGHT IRON EXTERIOR STAIR RAILING — Heavyweight and modestly ornate. Manufactured in the 20's and in good condition. Perfect for the front stairs of a brownstone with something missing. \$900 for the pair or best offer. Call Terry: (201) 782-5997.

GAS CHANDELIERS — Very ornate. Pair of 2 arms, 1 single arm, all matching. Turned rosettes in arms, original 5 etched glass globes. Photos available upon request. \$1000. Write: Virginia VanTyle, 651 Harvard Terrace, Frankfort IN 46041, or call: (317) 654-5775.

DISMANTLED MANTEL — Italianate, originally from a hotel in San Francisco. White marble, 12 pieces. Cast iron fender and arch trim. Also Petit Godin wood/coal stove; off-white enameled cast iron, black steel. Clay liner. Nearly new. Call (818) 799-7435.

17TH-CENTURY MANUSCRIPTS — Rare handwritten English manuscripts dated 1618. Excellent condition, \$1500. 1637 handwritten letter in French with signature and seals, \$375. 16th-century printed page from medical book dated 1515, \$425. 1617 issue King James Bible pages - large folio, \$200 each. Write: Manuscripts, PO Box 241963, Memphis TN 38124, or call: (901) 682-0227.

TURN-OF-THE-CENTURY ELEVATOR — Manually operated passenger elevator. For residential or commercial use. Write: Chuck Thomas, 119 S. Broad St., Cairo GA 31728, or call: (912) 377-1962.

WANTED

VICTORIAN TILE for 1892 Queen Anne fireplaces. Looking for either partials or complete sets of tile for both hearth and opening surround. Write: Greg Thiele, Box 237, Blue Mound IL 62513, or call collect after 6 pm CDT: (217) 692-2131.

MOOSE, ELK, DEER, OR BEAR HEADS — Or bear rug. For authentic decor for wall of library. Would rather buy than shoot them. Must be in good condition. Write: S.C. Myers, 60 Meriam St., Lexington MA 02173, or call: (617) 253-6696.

BUNGALOW MAGAZINE published by Henry Wilson, 1909-1918. Will pay \$5-\$10 per copy depending on condition. Also Keith's Magazine on Home Building, 1901-1926. Write: Hilda Hilpert, 409 Wright, Schertz TX 78154.

CLAWFOOT SHOWER RECEPTOR — or, in layman's terms, a square shower basin with claw feet. These turn-of-the-century rarities were either 36 inches x 36 inches or 42 inches x 42 inches. Will pay top dollar if you have one.

Call: (412) 362-6580.

WORKING GAS RANGE — Circa 1930's-1950's. Prefer West Coast or PNW source. The cheaper, the better. Will arrange shipping. Write: John Sheets, 946-25th Avenue, Seattle WA 98122, or call (206) 329-7389.

OLD BEER CANS — All types of old beer items including trays, coasters, bottles, signs and cans; especially cans of the can opener punch-top and spout top varieties. No Billy Beer, please. Write: Adam's Cans, 3712 N. Broadway #282, Chicago IL 60613, or call: (312) 792-7820.

RESTORATION WORK — 2 female college students of Historic Preservation and Architecture are looking for experience in hands-on restoration of a private residence. We will help you restore your historic home. Write: 615 B Tattall Street, Savannah GA 31401, or call: (912) 233-3563.



12' ORNATE PORCH BALUSTRADE — Ledges on top and bottom. 10 turned columns. Great for fencing, for a porch, or for displaying in a shop. \$650. Call Sheila in Anaheim CA: (714) 998-7697.

BOOKS & PUBLICATIONS

OLD & RARE BOOKS relating to architecture, interior design, and allied arts. Free illustrated catalog upon request. Write: James W. Beattie, Ltd., PO Box 882 Dept. H, Blue Bell PA 19422, or call: (800) 441-6705.

SAUTTER HOUSE FIVE — Wallpapers of a German-American Farmstead. Text, color/b&w photos of wall coverings, 1860's-1916, Nebraska's pioneer period. Historically documented. 1983, 33 pp., pbk., 8-1/2 x 11, \$8.50 plus \$1.50 shipping. Bulk rate available. Write: Douglas County Historical Society, PO Box 11398, Omaha NE 68111, or call: (402) 455-9990.

MEETINGS & EVENTS

THE WORK OF CONTEMPORARY VIRGINIA BASKETMAKERS — Belle Grove Plantation and the High Country Basketry Guild are co-sponsoring an exhibition and sale of Virginia-made baskets. March 15-31, 1990. 10 am-4 pm, 1 pm-5 pm on Sundays. \$3.50 for adults and \$3.00 for senior citizens. For more information, write: The Belle Grove Plantation, PO Box 137, Middletown VA 22645.

BED & BREAKFAST INN TOUR — Coastside Parents Nursery School is holding their Spring Fund Raising event: a self-guided tour of at least six of San Mateo, CA coastside's B&B inns. Refreshments will be served at 2 of the inns. Sunday, April 29, 1990. 2 pm-6 pm. \$10.00 per person. For more information, write: Coastside Parents Nursery School, PO Box 24, Half Moon Bay CA 94019, or call: (415) 726-2397.

LAKE HELEN FLORIDA TOUR OF HOMES — March 3, 1990, 10 am-4 pm. Proceeds to benefit the library. Many lovely restored homes are on the agenda for 1990. For more information,

write: Amanda J. Hutchison, 412 N. Euclid Avenue, Lake Helen FL 32744, or call: (904) 228-2260.

PHILADELPHIA OPEN HOUSE 1990 — 12th annual house and garden tour coordinated by Friends of Independence National Historical Park to include special tours of more than 150 private houses and gardens and special historic sites, April 27-May 13, 1990. Some tours are led by trained guides while others are self-guided (visitors stroll at their leisure). For more information write: POH, 313 Walnut Street, Philadelphia PA 19106, or call: (215) 928-1188.

NORTHERN TIMBER FRAMING is holding workshops for anyone with a desire to learn more about the fine art of timber frame construction. Classes are held inside their shop in Grand Rapids, OH. Workshop hours are Friday, April 27, 6:30-9:00 pm; Saturday, April 28, 9:00 am-5:00 pm; Sunday, April 29, 9:00 am-5:00 pm. Tuition is \$295. Textbooks and continental breakfast on Saturday and Sunday are included. For more information, call: (419) 832-1616.

WOOD BUILDING — Designing for durability, 2-day seminar; March 13 & 20, Richmond, CA. Sponsored by the Wood Building Research Center, Forest Products Laboratory, University of California, Berkeley. For architects, engineers, builders, restoration specialists. For more information, call: Janice Montano (415) 231-9582.

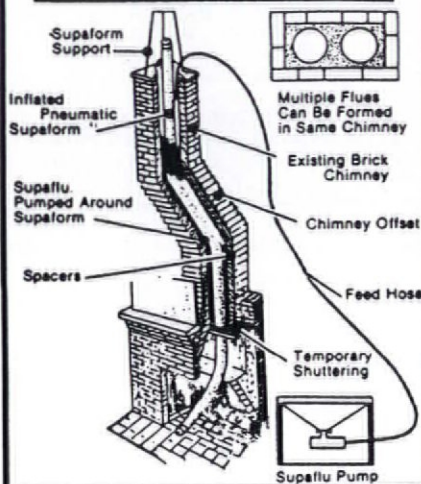
PROFESSIONAL ASSOCIATION OF INNKEEPERS INTERNATIONAL is planning on the biggest, most important event to happen for the country inn/bed & breakfast industry. PAII 1990 is the first international conference of its kind. It will be held on March 26-28, 1990 at The Hershey Philadelphia Hotel in Philadelphia, PA. For more information, write: PAII, PO Box 90710, Santa Barbara CA 93190, or call: (805) 965-0707.

LIVING WITH YOUR OLD HOUSE — Preservation presentation: New Technology In An Old House. Retrofits, upgrades, tips and techniques for comfort and style in historic homes. Expert counsel. Demonstrations. Tour examples. \$55 fee. April 20-21, 1990. Mt. Lake Hotel, Giles County, VA. Write: Gibson Worsham, New River Valley Preservation League, Route 2 Box 431, Christiansburg VA 24073, or call: (703) 552-4730.

Classified ads in The Emporium are FREE to current subscribers for one-of-a-kind or non-commercial items, including swaps, things wanted or for sale, and personal house or property sales. Free ads are limited to a maximum of 50 words. Free ads and b&w photo or drawing printed on space available basis. For paid ads, rates are \$100 for the first 40 words, \$2.00 for each additional word. Photographs will be printed for an additional \$75. Ads are reserved for preservation-related items: restoration services, real estate, inns and B&Bs, books and publications, etc. Deadline is the 1st of the month, two months prior to publication. For example, January 1st for the March/April issue. Sorry, we cannot accept ads over the phone. All submissions must be in writing and accompanied by a current mailing label (for free ads) or a check (for paid ads).

supaflu™

The Ultimate Flue Liner
For Masonry Chimneys



Cast-In-Place Lining

- Seals
- Cures Condensation
- Insulates
- Improves Combustion Efficiency
- Lines & Makes Chimneys Safe
- Impervious to Corrosion
- All in One Process

Tested and Listed by an ASTM and ACIL approved laboratory to UL 103-2,100 F., Canadian ULC-S629-M-1981 and UL Requirements for Non-Metallic Chimney Lining System - 1985.

Supaflu is recognized by the International Conference of Building Officials - Report No. 3937.

National Supaflu Systems
Chimney Lining and Relining

P.O. Box 89 Walton, NY 13856

(607) 865-7636



Chestnut
NEW,
ANTIQUE &
CUSTOM DESIGN

Salt &
American Handcrafted
WEATHERVANES

651 Route 6A, West Barnstable
Cape Cod, Massachusetts 02668

Lectures • Appraisals • Displays
Illustrated Brochure, \$2.00 Refundable

F·I·R·E·B·A·C·K·S

The classic way to protect your fireplace



A beautiful, hand-cast Country Iron Foundry Fireback will protect the back wall of your fireplace from dangerous and costly heat damage, while radiating more heat into your home.

Our catalog, containing 35 antique and contemporary designs, is available for \$2.00 (refundable with purchase).

Dept. 0003, P.O. Box 600, Paoli, PA 19301
(215) 296-7122

**THE
COUNTRY
IRON
FOUNDRY**

Unusual, Fancy,
Pull Chain Toilets,
Claw Foot Bathtubs,
Pedestal Lavatories,
Showers, Foot Tubs,
Sitz Tubs, Etc., Etc.



- ALL OLD
- BOUGHT & SOLD
- TRADED & SHIPPED ANYWHERE

9645 Sylvania Ave.
Northridge, CA 91324

PLEASE CALL FOR AN APPOINTMENT (818) 772-6353


VERMONT SOAPSTONE Co.

Miners and Manufacturers Since 1850

Authentic soapstone sinks made in the traditional manner for kitchen, bath or greenhouse. Custom-made to your print.

Also: Custom cutting of fire places, countertops, and table tops.

Call or write for a quotation



Stoughton Pond Rd.
P.O. Box 168 J
Perkinsville, Vt. 05151-0168
(802) 263-5404

Other soapstone items available -
Griddles, Bootdriers & Bun Warmers

Antique Telephones



Not Reproductions
Authentic • Restored
Working Phones from the
1890's thru 1960's



Send \$3⁰⁰ for catalog
with over 50 models

Parts • Repairs • Restorations



Phone Wizard
P.O. Box 70
Leesburg, VA 22075
(703) 777-3349

Licensed Telephone Refurbisher • FCC
Registered • Warranty • Return Privileges •
Satisfaction Guaranteed

CHICAGO OLD TELEPHONE CO.

Specializing in

RESTORED OLD TELEPHONES

Write today for free color catalog

Complete Restoration Service

Replacement parts for most Telephones


P. O. Box 189 - Dept. OHJ
Lemon Springs, N. C. 28355



Catalog Sales Customer Service

1-800-843-1320 (919) 774-6625

THE KENSINGTON CAST IRON STRAIGHT STAIRCASE BY STEPTOE



Make a Grand Entrance!

- intricate Victorian design
- modular components
- 36" width
- rugged cast-iron construction

Send \$3.00 for complete renovation catalogue:

100 years
behind the times

STEPTOE & WIFE ANTIQUES LTD.

322 Geary Ave.
Toronto, Canada
M6H 2C7
(416) 530-4200

CEILING BUTTONS

To repair sagging plaster ceilings, simply screw the ceiling button up into the lath, and cover with skim coat of plaster or joint compound. **Combo Pak:** Everything needed to do job: ceiling buttons, galvanized screws, insert bit. \$20.00. Ceiling Buttons \$1.20/doz. (6 doz. min) \$16/lb. (21 doz/lb.) Screwgun tip no charge. Send check with order to:

FASTENATION

P.O. Box 1364, Marblehead, MA 01945
FAX: (617) 539-0534

CUMBERLAND GENERAL STORE



One-of-a-kind Merchantile Hardware Company. Selection of practical items and tools for home and farmstead, including everything from windmills to woodstoves, Victorian baths to tonics, hand pumps, buggies, and more. 280 page catalog. \$3.00 (refundable w/ order). Send to:

Cumberland General Store
Route 3 Box 81 Dept OH99
Crossville, TN 38555

EXTERIOR SHUTTERS



Affordable
Shipped Anywhere
Durable White Pine
Moveable Louvers, fixed
louvers or raised panel.
Custom-made arches.
Unfinished or painted in
the brand & color of
your choice.
Hinges and Holdbacks

Brochure, call or write:

SHUTTERCRAFT, 282 Stepstone Hill
Guilford, CT 06437 (203) 453-1973

"Friendly" Estimating for the Macintosh

MacNail 3.0

Integrated estimating,
scheduling, material take-
offs and cost accounting for
Excel™. Complete project
management.

Hyper-Estimator Hyper-Remodeler

Rough estimating, using a
friendly pictorial format.
Each links to MacNail for
finished bids.



Turtle Creek Software
651 Halsey Valley Rd.
Spencer, NY 14883
(607) 589-6858 & 589-4471

BALDWIN

Lexington Design
mortise lock handleset
with knob and oval plate
trim inside - polished brass
\$180.00 prepaid in U.S.A.
Miss. residents add 6% tax.
Visa & Mastercard accepted
Call toll-free 800-821-2750
In Miss. call 800-321-8107
Ask for the Hardware Department

Addkison
HARDWARE CO. INC.

126 E. Amite St., PO Box 102,
Jackson, MS 39205

Fine Victorian mirrors and cabinets



Featuring scrolled
wood designs with
stained glass and
beveled mirrors.
P.O. Box 612
Goodland, KS 67735
(913) 899-2297
Catalogue — \$2.00

Ravenglass Pty. Ltd.

Protect Wall Corners The Great Old-fashioned Way

Our unfinished **Cornerbeads** compliment any period or decor. They're among hundreds of hard-to-find, "old style" items we have to enhance your old house or capture a bit of the past in your newer home. Each cornerbead is 47 1/2" x 1 1/2" dia., with 90° notch.

Beechwood. Ea. \$9.75; 6 or more \$8.75.
Oak. Each \$13.50; 6 or more \$12.00. Add freight: \$2.50 (1-5); \$6.50 (6 or more).
WI residents add 5% tax. VISA/MC, or AMEX accepted.

To Order Call TOLL-FREE
1-800-556-7878
In Wis.: 414/542-0685
Or, send for more information.

Crawford's
Old House Store

550 Elizabeth • Rm. 826 • Waukesha, WI 53186
Dealer Inquiries Invited

MANY
ANTIQUE
REPRODUCTION
STYLES IN
STOCK

Specialists
in replacement
glass lamp shades

Cased Glass
Student Shades
Holograph Glass
Chandelier Glass
Banker's Lamp Shades
Torchiers • Prisms
Ceiling Globes
Hurricanes

Lamp Glass

SEND FOR OUR
FREE CATALOG

2230 Massachusetts Ave., Cambridge, MA 02140
(617) 497-0770

The Woodfactory

Authentic Victorian Millworks

901 Harvard, Dept. OHJ
Houston, Texas 77008
(713) 863-7600

Moldings • Screen Doors • Porch Parts
Custom Woodwork • Ornamental Trim

Send \$2.00 for a Catalog

FARMERS LINE SET

This is a working replica of the 1907 original. FCC registered. Made in USA. Nickered brass bells ring for calls or when cranked. To dial calls slide shelf out to uncover dial or keypad. Solid oak case with quartered oak front & sides with dial \$327. - includes UPS to 48 states. Add \$10 for tone keypad.



Request free
circular.

800-642-3966 Mon-Thurs 7 am-5 pm
MAHANTANGO MANOR
Box 1700HJ, Dalmatia, PA 17017

The Finishing School

Inc.

ONE DAY CLASSES IN:

gilding • patinas
mahogany • distressing
marbling • mold-making
malachite • tortoise shell
graining • country graining
trompe l'oeil • stencilling
color-matching-mixing
restoration • glazing

FOR:

contractors • painters
building and home owners
interior designers • architects
muralists • museum curators
scenic-textile-display artists
historic preservationists
do it yourselves

Call for information about
The Society of Decorative Painters

ONE DAY WEEKEND AND WEEKDAY COURSES

17 Maple Drive
Great Neck, N.Y. 11021
516-487-2270
1/2 hour from NYC



WE CARRY A
FULL LINE OF
GLASS & BRASS PLUS...

CUSTOM
FABRICATION
OF QUALITY
GLASS &
BRASS PARTS

SHEET BRASS &
COPPER FABRICATION
REQUESTS FOR OUR COMPLETE
CATALOG ON YOUR LETTERHEAD.
WHOLESALE ONLY




BOX 95
FORESTBURGH, NY 12777
(914) 794-7299

FOR ORDERS ONLY 1-800-433-4671
FAX US YOUR ORDER (914) 794-7549

CALL ART!

ARCHITECTURAL RESTORATION
FOR
HISTORIC
PRESERVATION



MASTER MOLDS
CUSTOM REPRODUCTIONS
cast stone **VICTORIAN GARDEN CURBS**
BAUER CASTING DESIGN
118 MAIN ST. P.O. BOX 385
LEXINGTON, GA. 30648
(404) 743-3268
catalog available



Have you noticed your guests tend to congregate around a glowing centerpiece you've carefully arranged for a special occasion? The "Birthday Board" makes it easy for you to create a festive atmosphere. Place your favorite cake on the center of the Board. Then decorate with seasonal flowers or party favors around the cake. Lit candles complete the arrangement at the edge of the Board casting a warm, glow on your celebration! The 17" Birthday Board is made of pine, can be conveniently stored on your kitchen wall, and comes with candles. Share many happy occasions around your beautiful arrangements. Or make The Birthday Board a thoughtful gift!

THE BIRTHDAY BOARD

A TRADITION FOR OVER ONE HUNDRED YEARS
Send \$29.50 (includes postage & handling)
to: The Birthday Board, 80 Grove St.,
Gloucester, MA 01930


ARCHITECTURAL
CONSERVATION

We offer services in:

- **Sculpture**
marble restoration, design, fabrication,
installation
- **Patternmaking, Moldmaking & Casting**
fiberglass, epoxy, cast concrete, plaster,
fiberglass reinforced gypsum cement, metal
- **Painting Restoration**
stencilling, representational rendering
tromp l'oeil

6 Sarnowski Drive
Scotia, New York 12302
(518) 370-0712

"Victorian Designs"



CATALOGUE \$6.00

DECORATIVE EMBOSSED ORNAMENTS
WOOD CARVINGS & MOULDINGS

FOR: WOODWORKERS - BUILDERS - INTERIOR
DECOR - PATIO DECKS - 100's of PROJECTS


R. G. Brown & Associates (303) 721-6514

P.O. Box 4625
Englewood, Colorado 80155

New Product
NEVER BEFORE AVAILABLE

Over 300+ Designs
+ MADE FROM ORIGINAL
Early 1900's DIES

OHJ Yearbooks Classic OHJ, Bound into Books!



"Dear OHJ," the letter began, "I followed up on an offer of OHJ back issues which was listed in your Emporium section — but alas, they'd already been sold. I really want to buy all the back issues I can get my hands on. Do you know of anyone else who might have some? Or could you sell me any old issues you have lying around?"

We can do better than that! Unlike other


magazines, our back issues aren't "collector's items" with premium price tags. We keep back issues in print, bound into handsome books that we call OHJ Yearbooks.

Over the years, as new readers signed up, they worried about what they'd missed. They knew that the how-to information already published in OHJ wasn't out of date — and that topics covered recently probably wouldn't appear again for years. The demand for single-copy back issues became so great that we invented the Yearbooks: sturdy bound volumes meticulously indexed for easy use.

This year we're offering a full set of 1980s Yearbooks — ten volumes that include every article, every source, every tip published in OHJ from 1980 through 1989 — for \$109. That's \$71 off the cost of the Yearbooks purchased separately, and it includes a free copy of our Cumulative Index.

We're also offering a five-volume set of the most recent OHJ editorial, 1985-1989, for \$59 — \$31 off the cost of the volumes purchased one by one. And our Cumulative Index is available, too — for \$9.95.

Know someone who just bought an old house? Our Yearbooks make great gifts for these folks, as well as for your house. To get the Yearbooks, just mark the right box on the envelope order-form and enclose a check.



Old-House Living


Vernacular
Houses

Handcrafted Colonial Lighting

Postlights, Chandeliers, Lanterns, Foyer Lights in Brass, Copper and Tin.
Catalogue — \$3.50.
Send to: The Saltbox, Inc.
500-J State Street,
Greensboro, NC 27405.
Phone 919-273-8758



THE SALTBOX INC.



Old-Fashioned Cut Nails. The Tremont Nail Co. makes 20 varieties of cut nails using the old patterns, including rosehead, oval bung, and wrought-head. Sample Kit containing one of each of the 20 patterns, a history of nails in America, and a price list is \$4.50 ppd.


Tremont Nail Co., Dept. OHJ30, 8 Elm Street, Box 111
Wareham, MA 02571

J. R. BURROWS & COMPANY

Nottingham Lace Curtains
Artistic Wallpapers
William Morris Carpets
Custom Period
Carpet Reproductions

Send \$5.00 for literature

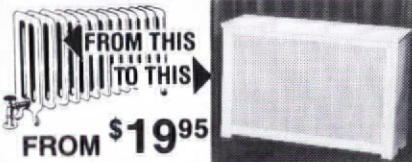
P.O. Box 1739, JAMAICA PLAIN
BOSTON, MASSACHUSETTS 02130
617/524-1795



HISTORICAL-DESIGN MERCHANTS

ALL STEEL RADIATOR ENCLOSURES

FOR HOMES, OFFICES, CHURCHES, INSTITUTIONS



FROM \$19⁹⁵

BUY FACTORY DIRECT & SAVE • EASY TO ASSEMBLE
MANY STYLES & COLORS • BAKED ENAMEL FINISH
Send \$1.00 for Brochures. Refundable with Order.

MONARCH Dept. OHJ

2744 ARKANSAS DRIVE, BROOKLYN, N.Y. 11234
(201) 796-4117

ELEGANT, SOLID BRASS Stair Rods

Holds Stairway Carpet In Place
Large 3/8" x 30" Polished Brass Rods

Ball or
Pineapple Finials



Set of 13 - \$117. ppd.

Includes Rods, Finials & Fasteners
Singles \$10.00/Ea. MC, VISA, CK.
Telephone: 814 887-7777


HERITAGE BRASS COMPANY

820 West Main Street
Smethport, Pennsylvania 16749

Custom lengths available; length includes 1" finial at each end. Finials screw onto rod. Fasteners are traditional solid brass eye screws.

REPLACE ROTTED SASH

Any style, any size. Wood storms and screens, too. Costs less than you think. Fast turn-around. Insulated glass available. Send \$1.50 for literature.



Midwest Wood Products

1051 South Rolff Street, Davenport, Iowa 52802
(319) 323-4757

GOLD LEAF

for gilding, for all surfaces - interiors and exteriors, for craftsmen, decorators and artists who appreciate the choice of working with fine quality precious metals.

Gold Leaf - surface/glass/patent, Roll Gold, SilverLeaf, Palladium Composition and Aluminum

Write for information booklet. Gold Leaf manufacturers since 1887

M. SWIFT & SONS, INC.

P.O. Box 150, 10 Love Lane, Hartford, CT 06141-0150
800-262-9620 FAX 203-249-5934

VICTORIAN MANTELS

Specialists in turn of the century fireplace mantels. We stock over 100 authentic mantels in various woods and styles from classic to the intricately detailed. We also offer a full line of antique furniture & architectural. Including: columns, gates, stained & beveled glass, French doors, and over 50 iron garden urns.

Illustrated brochure \$3.00

URBAN ARTIFACTS

4700 Wissahickon Avenue, Suite 111 Philadelphia, PA 19144 215-662-0774

ANTHONY
WOOD PRODUCTS

Gable Trim
Fretwork
Brackets
Corbels

1979

Porch Posts
Newel Posts
Balusters
Finials

1989

Box 1081T Hillsboro TX 76645
817/582-7225

Illustrated Catalog Available - \$2.00

Restoration Books Selected by the Editors of OHJ


Three excellent books for old-house people, available by mail from OHJ. One's a few years old, another is a pricey hardcover, and the third is from a specialty publisher — so you probably won't find them in bookstores. Use the envelope order-form to have them shipped to you via UPS.

NEW! The Victorian House Book

Victorian homes are appreciated not only for their architecture, but also for their romantic interiors. With Victoriana from lamps and overstuffed chairs to antimacassars, this profusely illustrated volume is an inspirational guide for owners of Victorian houses, as well as decorators and designers. Historical information is combined with design ideas and advice on how to decorate, renovate, and maintain a vintage home.

The many styles of the Victorian era are detailed, from the Italianate, the high-Victorian Queen Anne, the Classical, and the Gothic, to the Tudor and Shingle-style varieties, with examples from Great Britain and the United States. For those who live in homes of the period, and for those who want to create the atmosphere of this bygone era, the book is full of ideas organized in a step-by-step, room-by-room fashion. Fixtures, fittings, colors, finishes, and furniture styles are discussed.

320 pages, hardbound. \$47.50 ppd.



NEW! The Well-Appointed Bath

If you have an early-20th-century bathroom in need of restoration, or want to decorate one in a period style, or are just fascinated by the attention that has been lavished on bathrooms, this book will find a special place in your home. Reprinted in this single volume are the original sales catalogs from two of the leading plumbing manufacturers of the era, the J.L. Mott Iron Works and American Standard.

The two catalogs provide authentic details of what a well-appointed bath used to look like, from sinks, tubs, and toilets to floors, walls, and accessories — with even a few kitchen sinks thrown in. Full room views as well as fixture details and costs give you an incomparable picture of decoration styles of the era. With these 300 illustrations, it will be easier than ever for you to locate appropriate antique replacements or modern reproductions — especially with the list of suppliers also included in the book!

128 pages, softbound. \$17.95 ppd.



An Old-House Bestseller!


Old House Woodwork Restoration

It's not hard to find books about restoring wood — provided the wood belongs to an antique chair or cabinet. But this is the first book to focus strictly on how to strip and refinish architectural woodwork.

Written by an expert wood refinisher, this book explains everything you need to know about rescuing doors, staircases, trim, floors, and siding. It has the best information of any book we've seen on stripping paint from wood and applying a finish. The book also includes a section describing characteristics of different woods. Numerous photos clearly detail every phase of the various tasks.

The book is thoughtfully written and easily readable. As well as the detailed instructions for refinishing, it includes other sections to inspire you between monotonous stripping projects: "Woodwork and Trim Designs of the Past" and "How Trim and Woodwork Were Made."

200 pages, softbound. \$16.95 ppd.



Here are company catalogs and brochures worth writing for. And with the Request Form, you have a handy way to get as many catalogs as you need — just by filling out one form.

BUILDING COMPONENTS

1. **Traditional Wood Columns** — Wood columns from 4" to 50" dia. up to 35 ft. long. Matching pilasters and 6 styles of capitals. Ventilated aluminum plinth and column bases. Custom work done. Free catalog. **Schwerd's**.
23. **Chimney Flue Liner** — Poured-in-place, two-liner system; no-mess one-day process. First liner strengthens and insulates; second liner seals & protects. UL listed. Nationwide. Free catalog. **Ahren's Chimney Technique**.
34. **Longleaf Heart Pine** — Flooring, paneling, wall-component systems, beams, rough-sawn lumber, mouldings, custom mantels, doors, and much more. Free catalog. **Mountain Lumber Company**.
38. **Chimney Liner** — Ventinox continuously welded liner connects chimney-top to heat source without joints or breaks. Reduces condensate formation, increases heating appliance efficiency, improves safety. Nationwide dealer network; Free catalog. **Protech Systems, Inc.**
64. **Wood Mantels** — Elegant carved wood mantels ready to install. Available in 26 styles, from Louis XV to Williamsburg Colonial. Openings are 50 in. x 37-1/2 in. sizes on request. Catalog & measuring instructions. **Ready-built**. \$2.75.
69. **Handmade Brick** — Special shapes are a specialty. Patio pavers and fireplace kits are also available. Brochure. **Old Carolina Brick**. \$1.25
71. **Wood Columns** — Ponderosa pine columns in many styles, from Doric to Corinthian. Also: pedestals, table bases, and architectural elements in pine. Custom shapes and widths. Catalog. **Worthington Group**. \$3.25.
73. **Restoration Glass** — Imperfect glass is perfect for restoration work. Each sheet is made using the original cylinder method. Call: (800) 221-7379. In N.Y., call (212) 226-6370. Free brochure. **Bendheim Glass**.
113. **Chimney Liner** — System seals, relines, and rebuilds chimneys from inside out with poured refractory materials. Especially effective for chimneys with bends and offsets. Free brochure. **National Supaflu Systems**.
125. **Architectural Roofing Tiles** — Tile roofs get better with age, and never need maintenance. Positively can't burn, and can last 50 to 125 years. Color catalog shows 6 styles and 20 colors. Free catalog. **Vande Hey Raleigh**.
171. **Architectural Artifacts** — In 70,000 sq. ft. you'll find stained and bevelled glass, doors, mouldings, terra cotta, cast iron, paneling, stairways, columns, mantels, and much more. Free brochure. **Salvage One**.
207. **House Parts** — Entryways, columns, mantels, stained glass, stone and ironwork, pedestal sinks, tubs and lighting, recycled from buildings of another time. To see if they have what you want, call (212) 505-0070. **Great American Salvage**.
212. **Extra-Wide Boards** — Pine boards for flooring or paneling in widths from 12" to 24" wide oak flooring from 4" to 9". Custom mouldings & millwork dual wainscoting. Literature. **Craftsman Lumber**. \$75.
215. **Moisture Vents** — Small, screened metal louvers, 1" to 6" dia., release moisture trapped in walls, cornices, soffits, etc. Just drill holes and press in place. Free literature. **Midget Louver**.
219. **Lighting Reproductions** — Genuine antique reproductions with authenticity on any scale. Master works often of brass, bronze, and aluminum, to complement residences/commercial areas. **Art Directions**. \$2.25.
242. **Classic Columns** — For porches and pure decora-

tion: Doric, Ionic, and Corinthian columns sculpted from Ponderosa pine with exquisite craftsmanship. Many sizes and shapes available. Catalog. **Chadswold, Inc.** \$1.25.

273. **Salvaged House Parts** — Six acres of antique, salvaged, and reproduction architectural artifacts and treasures. Stained and bevelled glass, fancy doors and windows, marble and wood mantels, plumbing fixtures, ironwork, gingerbread. Free illustrated brochure. **United House Wrecking**.

284. **Dumbwaiters** — Residential and commercial hand-operated dumbwaiters with lifting capacities from 65 to 500 lbs. Clerestory operators for awning and casement windows in hand-operated/electric models. Professional consultation. Free literature. **Whitco/Vincent Whitney**.

297. **Raised Paneling** — Oak stile and rail paneling for wainscoting, walls and boxed columns. Red-oak veneers, trimmed with solid oak. Free flyer. **States Industries**.

387. **Quartersawn Clapboard** — Vertical grain clapboard which eliminates cupping and warping. These clapboards accept paint and stain extremely well. True representations of colonial architecture. Free brochure. **Granville Manufacturing**.

409. **Solid Soapstone** — These airtight, high-efficiency stoves are individually crafted with detailed iron castings and hand-polished stone. Call factory: (603) 298-5955. Free catalog. **Woodstock Soapstone Company**.

426. **Custom Architectural Millwork** — For residential, commercial, and ecclesiastical restorations. Designed in collaboration with client. All types of wood, and all periods. Tenons, hand-cut dovetails, carving, etc. Brochure. **Wilson & McCracken, Inc.** .75¢

434. **Re-creation Pickets** — Elegant Victorian pickets, just like the ones you've seen in old photographs. Adds charm and beauty to the modest farmhouse or grand public building. Send for picket sample. **Texas Standard Picket Company**. \$2.25.

438. **Quartersawn Clapboard** — For over 100 years, the Ward family has operated this mill. Vertical grain clapboard eliminates warping for extended life. For free brochure, write: PO Box 1030, Waitsfield, VT 05673. **Ward Clapboard Mill**.

442. **Reproduction & Custom Woodwork** — Mouldings, columns, redwood gutter, siding, balusters, etc. Let them help you with your custom wood projects. Free brochure. **Blue Ox Millworks**.

454. **Victorian Gingerbread** — Authentic hand-crafted Victorian woodwork for interior and exterior: brackets, spandrels, moldings, pickets, porch parts, roof trim, corner blocks, etc. Catalog and newsletter. **Hicksville Woodworks Company**. \$1.50.

457. **Mantels & Mouldings** — A beautiful collection of hand-carved wooden mantels and deep sculpt wooden mouldings. Most species of wood are available. For catalog or video, call: (212) 371-9632. **Architectural Paneling, Inc.**

465. **Antique Heart Pine Flooring** — Original growth southern longleaf pine. Quality assured. For more information, call: (904) 373-9663. **Goodwin Lumber Co.**

470. **Turn-Of-The-Century Fireplace Mantels** — Over 100 authentic mantels are available in various woods and styles; from classic to the intricately detailed. Illustrated brochure. **Urban Artifacts**. \$3.25

479. **Flooring Of All Kinds** — This product line includes locust, cypress, and oak flooring. Paneling, sidings, shakes, fencing, and landscape timbers available. Call for complete catalog: (704) 264-2314. **Harmony Exchange**.

DECORATIVE MATERIALS

20. **Tin Ceilings** — 19 Patterns of stamped metal ceiling produced from original dies. 10 styles of cornice mouldings also available. Installation can be do-it-yourself. Shipped anywhere. Brochure. **AA Abbingdon**. \$1.25

27. **Victorian Roomset Wallpapers** — A complete collection of Victorian wallpapers that you can combine in infinite variations. Neo-Grec; Anglo-Japanese; Aesthetic Movement. Superb catalog. **Bradbury & Bradbury**. \$10.25.

40. **Documentary Papers & Fabrics** — A new collection of fabrics and wallpapers, based on originals found in America's great historic houses. Brochure. **Richard E. Thibaut**. \$1.25.

47. **Tin Ceilings** — 22 patterns of tin ceilings ideal for Victorian homes and commercial interiors. Patterns from Victorian to Art Deco. Comes in 2-ft. x 8-ft. sheets; cornices in 4-ft lengths. Brochure. **Chelsea Decorative Metal**. \$1.25.

128. **Tin Ceilings** — Using original dies, this company produces richly ornamented metal ceilings in turn-of-the-century patterns. Includes center plates, borders, corner plates, cornice and filler plates. 72-pp. catalog. **W. F. Norman**. \$3.25.

176. **Architectural Gift Items** — Historic architecture on quality products: stationery, note cards, calendars, rubber stamps, posters, casual apparel, and more. Free Catalog. **Architectural Originals**.

245. **Plaster Ornament** — Hundreds of plaster ornaments from late 19th- and early 20th-century period made using original moulds. Ceiling medallions, brackets, grilles, cornices, etc. Illus. catalog. **Decorator's Supply**. \$3.25.

278. **Electric Wax Candles** — The electric, real wax candles "Morelites" and "Starlites" have been used in such prestigious restorations as Mount Vernon, Colonial Williamsburg, Sleepy Hollow. Beeswax candlecovers can be ordered to size. Brochure. **Elanco**. \$1.25.

283. **American Antiques** — This shop specializes in patchwork quilts, painted country furniture, and accessories. A complete line of woven rugs and runners reproduced from antique carpets are also available. Catalog. **Thomas K. Woodard**. \$5.25

294. **Plaster Ornament** — Ornaments of fiber-reinforced plaster. They do restoration work, and can reproduce existing pieces if a good example is supplied. Complete catalog of 1500 items. **Fischer & Jirouch**. \$15.25.

356. **Fine Linens and Lace** — Faithful reproductions of lace panels and yardage taken from Victorian pattern cards. Fifteen antique patterns in varying sizes and colors. Catalog. **London Lace**. \$2.25.

408. **Rumford Fireplace Kit** — If you're rebuilding or converting a fireplace for any reason, this easy-to-do kit will make your project a success. Kit converts most gas and coal fireplaces. Call (614) 221-6131 for technical information. Free brochure. **Buckley Rumford Fireplace**.

436. **Antique Telephones** — These working phones are not reproductions, but authentic and restored antiques. FCC registered with warranty. Over 50 models available. Catalog. **Phone Wizard**. \$3.25.

440. **Coal Grate** — This exquisite and ornate figurine gate will enhance any fireplace, be it wood, coal, gas or simply decorative. Solid brass. \$395. post paid. Call for more information: (800) 448-7886. **The Chimney Company**.

444. **The Trashcycler** — Separate your recyclables in an easy-to-use and attractive wire-coated cabinet. Use indoors or out. Call for more information: (518) 426-4987. **Better Environment, Inc.**

448. **Numismatic Coins** — A fifteen-year-old company

PRODUCTS NETWORK

that specializes in numismatic coins. For a free catalog and further information, call: (800) 541-4463, or write: 11 East State, Montpelier, VT 05602. **International Coin & Currency.**

449. Stair Carpet Rods — Elegant solid brass stair rods. Polished ball or pineapple finials. Custom cut to your length requirements. Free literature. **Heritage Brass.**

468. Holmes Memorabilia — Mail order merchandiser specializing in Sherlockian items by the Hall China Company. For more details, write: PO Box 221B Dept. OHJ, Flushing MI 48433. **Holmes by Hall.**

469. Do-It-Yourself — Transform ordinary glass into elegant leaded glass in minutes. Available in 3 colors and various widths. Catalog. **Triarco, Inc. \$3.25.**

472. Master Molds — Architectural restoration for historic preservation. Custom reproductions. Ornamental plastering a specialty. Cast stone Victorian garden curbs. For more information, call: (404) 743-3268. **Bauer Casting Design.**

473. Architectural Antiques — Unique and unusual items from the past can be found in this shop: brass hardware, doors, mantels, sinks, lighting fixtures, and many other rare items. For more information, call: (704) 527-8717. **By-Gone Days Antiques, Inc.**

478. Architectural Antiques — Assorted stained, beveled, and leaded-glass doors and windows. Newel posts, columns, mantels, pedestal sinks, clawfoot tubs, and much more. Write for their brochure: 901 W. First Street, Sanford, FL 32771. **Florida Victorian**

480. Ice-Boxes — Manufacturers of premium solid oak ice-box Electric Refrigerators. Electric Refrigeration conversion kit for your antique ice-box is also available. For more information, call: (616) 796-8007. **Northern Refrigerator Company.**

DOORS & WINDOWS

9. Replacement Wood Windows — 16-p. booklet tells what to look for in a replacement window, and how to install it. Get a thermally efficient, genuine wood window in almost any size and historic shape. **Marvin Windows.**

16. Replacement Wood Sash — Wood sash in any size and shape: Divided lite, round top, curved, double-hung, fixed, casement, or storm sash. Insulated glass can be supplied. Also: shutters, screen doors, and trim. Illustrated brochure. **Midwest Wood Products. \$1.75.**

32. Wooden Screen & Storm Doors — Wooden combination screen and storm doors have period look and are more thermally efficient than aluminum doors. Several styles (including Victorian and Chippendale) and all sizes. Catalog. **Old Wagon Factory. \$2.25.**

53. Wooden Screen Doors — These doors blend function, fine craftsmanship and styling. Dozens of innovative styles to choose, ranging from the classic design to highly ornamental. Catalog. **Oregon Wooden Screen Door. \$3.25.**

74. Traditional Wood Doors — Large selection of hand-crafted wood doors, with stained, etched, or beveled glass inserts. Will also custom-build any type door or glass. Custom carvings. Color catalog. **Jack Wallis' Doors. \$3.25.**

75. Window Fixer — Replacement Window Channels can be used with standard wood sash to give snug fit and prevent heat loss. At lumber yards, home centers, hardware stores. Free literature. **Quaker City Manufacturing.**

83. Invisible Storm Windows — Match any window shape or color; removable storm windows available inside or outside-mounted, screen and glass panels. Fixed, magnetic, sliding, or lift-out styles. Write for informative

free brochure. **Allied Windows.**

317. Victorian Screen & Storm Doors — Custom designed Victorian and Country Bentwood screen doors. Storm doors and authentic hardware available. Other styles include Colonial, Cape Cod, and Ranch. Catalogue. **Grand Era Reproductions. \$2.25.**

332. Spring-Tite Interior Storm Windows — These windows are spring loaded to fit snugly inside your window casings. They can accommodate windows up to 1-1/2' out of square. They are approved by the National Historic Society and H.U.D. Brochure. **National Spring Tite Corporation. \$2.25**

354. Windows and Patio Doors — A 24-page full-color booklet featuring Andersen's complete product line. Perma-Shield low maintenance windows, patio doors, "High Performance" insulating glass, Frenchwood Patio Door, Circle Top windows & Concept IV sunspaces. **Free booklet. Andersen Windows.**

410. Colonial Woodwork — Handcrafted custom-made interior and exterior 18th-century architectural trim. Finely detailed Colonial doors and windows, shutters, wainscot and wall paneling. Free brochure. **Maurer & Shepherd.**

423. Storm Windows — This firm can match any size or shape you need. These high-quality, energy efficient windows are available in round, square, arch or gothic top. Also circle and half-circle. Call for information: (612) 544-3646. **Mon-Ray Windows.**

455. Wood Entrances — Solid native wood entrances to match the style of your house. Traditional doors with bull's-eye glass; side-lights; Dutch doors; or modern, insulated doors with abstract or stylized patterns. Catalog. **Lamson-Taylor Custom Doors. \$2.25**

FINISHES & TOOLS

31. Rotted Wood Restoration — Two part epoxy system restores rotted wood, so you can save historically significant and hard-to-duplicate pieces. Repairs can be sawn, drilled, sanded, and painted. Free brochure. **Abatron.**

35. Plaster Washers — Inexpensive washers can remove loose ceilings and walls. Starter packet of 3 doz. washers with instructions. **Charles Street Supply. \$4.30.**

206. Exterior Restoration Coatings — Premium-quality elastomeric coatings designed for restoration and new construction. Ideal for use after stripping. More durable than regular paint. Free brochure. **Armor Plus Coatings.**

285. ProPrep Scrapers — Paint Scrapers that do what others don't — they work! New design keeps already-stripped paint away from blade for more efficient scraping. These are well-balanced tools with unbreakable handles. Free brochure. **N.A.C. Industries.**

365. Fireplace Repair — For over 100 years, this firm has offered a full line of chimney and fireplace maintenance and repair products. Gaskets, cleaners, caulking, patching and specialty paint products. Free catalog. **Rutland Products.**

388. Wallpapering Tools — Add the professional touch to your next wallpaper project with a syringe dispensing kit and combination blade cutter & pen. These tools will help give your papered walls a neat and clean appearance. Call for information: (201) 938-3000. **Bio-Pak.**

439. Molder-Planer — Restore old houses with the versatile Williams & Hussey W7 Series Molder/Planer. Reproduce railings, sashes, crowns, rails, window and door stops, and curved molding with chatter free finishes. Free information kit. **Williams & Hussey**

FURNISHINGS

22. Nottingham Lace Curtains — Real Victorian lace,

woven on 19th-century machinery, using original designs. Panels are 60" wide, 95% cotton, 5% polyester. Comes in white and ecru. Brochure. **J.R. Burrows & Co. \$5.25.**

42. Country Curtains — Curtains in cotton, muslin, permanent-press, and other fabrics. Some with ruffles, others with fringe, braid, or lace trim. Bedspreads, dust ruffles, canopy covers, and tablecloths. Free catalog. **Country Curtains.**

163. Victorian Garden Furniture — Handsome Victorian wooden porch swing, picnic set, and porch glider, beautifully hand crafted, moderately priced. Free brochure. **Green Enterprises.**

192. Fishnet Bed Canopies — Beautiful hand-tied fishnet bed canopies made to fit any bed size. Coverlets and dust ruffles also custom made. Other decorative products. Free color brochure. **Carter Canopies.**

209. Victorian Oak Furniture — Three big barns full of antique furniture. One of New England's largest collections of American oak and Victorian furniture. For current selection, call (413) 527-1022. **Southampton Antiques.**

221. Restored Antique Fans — Restores and sells antique fans and parts. Large changing inventory. The proprietor also wrote a book on the history of fans. Detailed brochure. **The Fan Man. \$2.25.**

353. Radiator Enclosures — The durability of steel with baked enamel finish in decorator colors. More efficient than paint, and keeps drapes, walls & ceilings clean. Free estimates. Free catalog. **ARSCO Manufacturing.**

413. Reproduction Curtains — Custom made Colonial and Early American curtains available in many sizes, lengths and widths. Over 120 different fabrics, competitively priced. Catalog. **Colonial Country Originals. \$3.25.**

419. Fine Curtains — These handcrafted, warm and timeless designs are taken from the originals which appeared in the Craftsman Magazine and furniture catalogs. 100% linen in light to medium weight. Catalog. **Craftsman Curtains. \$3.00.**

471. Factory Direct Clocks & Furniture — Grandfather clocks, cabinets, desks, and more available in do-it-yourself kits or assembled and finished. Color catalog. **Emperor Clock Company. \$1.25.**

LIGHTING FIXTURES

4. Victorian Lighting Fixtures — Authentic reproduction Victorian & turn-of-century electric and gas chandeliers and wall brackets. Solid brass with variety of glass shades. Catalog. **Victorian Lighting Works. \$3.25.**

10. Craftsman Lighting — Reproduction Craftsman chandeliers and sconces fit right into any Bungalow, Mission, Foursquare, or traditional home. Fixtures in solid brass or cast iron. Catalog. **Rejuvenation Lamp & Fixture Co. \$3.25.**

21. Mission-Style Lighting — New arts & crafts (mission/prairie) lighting fixtures blend with all historic periods. Solid brass with polished or antique finish. Sconces & chandeliers in 10 designs. Catalog. **Brass Light Gallery. \$3.25.**

26. Push-Button Switches — Quality reproductions of push-button light switches. Switch plates in plain brass or ornamented. Brochure. **Classic Accents. \$1.25.**

159. Ceiling Fixtures — Solid brass ceiling fixtures crafted in the highest quality. Available in polished brass or chrome. Company also offers custom fabrication, repair and refinishing; custom and antique lighting; brass and copper antiques. Free brochure. **Conant Custom Brass.**

213. Early American Lighting — Lanterns, postlights, and chandeliers of tin, copper, and brass handcrafted by American workers. Ideal for any home built before 1850.

Write for brochure. **The Saltbox. \$1.25.**

334. Chandeliers, Scones and Candelabra — A huge collection of lighting fixtures of unique design, using imported crystal, is available from this company. Brass and crystal reproductions of Victorian styles, and also crystal chandeliers and scones using Strass Crystals. Catalog. **King's Chandelier. \$3.25.**

335. Antique Lighting — Supplies high-grade glass imported from France for the antique trade. Solid brass parts for lighting fixtures and floor lamps, including brass tubing of all sizes. The company has been restoring antique lighting for over 15 years. Catalog available. **Yankee Barn. \$2.25**

345. Lighting Fixtures — The Classic Illumination line of handcrafted period lighting is offered by mail to old home owners across the country. Appropriate kitchen lighting is a specialty. Catalog. **Ocean View Lighting. \$3.25.**

458. Architectural Antiques — Their product line includes period chandeliers, wall scones, and table and floor lamps. Fireplace mantels and antique hardware are also available. Free brochure. **The Brass Knob.**

462. Custom-Made Lighting — Natural wood wall scones and chandeliers with leaded glass custom made to the customers request. Free brochure. **Architectural Rarities.**

464. Reproduction Lighting — Quality reproduction lighting by highly-skilled American craftsmen. Custom designs are available upon request. Send for free catalog. **Genie House.**

METALWORK

30. Historic Markers — Proclaim your home's age with a cast bronze or aluminum marker. Company manufactures plaques for National Register, American Buildings Survey, and custom work. Free catalog. **Smith-Cornell.**

55. Historic Markers — Custom-made plaques for indoor or outdoor use. Standard solid-bronze cast plaques, 7 in. x 10 in., are \$90 plus shipping. Other dimensions and styles available. Free brochure. **Erie Landmark.**

122. Ornamental Iron Fencing — Ornamental iron fences and gates are custom made. Company can match old fences using authentic Victorian patterns and castings. Complete catalog. **Stewart Iron Works. \$2.25.**

307. Fireplace Firebacks. The largest collection of antique replica firebacks in America. Authentic cast-iron plates make fireplaces safer, more efficient and more beautiful. Catalog. **Country Iron Foundry. \$2.25.**

467. Museum-Quality Metalwork — Architectural and ornamental hand-forging specialty metals, gold leaf, and patinas. Gates, fencing, furniture, and accessories are available. Catalog sampler of metalworks. **New England Tool. \$2.25**

MILLWORK & ORNAMENT

13. Victorian Gingerbread — Authentic Victorian millwork for interior and exterior porch posts, corner fans, balusters, brackets, corbels, headers, gazebos, and more. 50-p. catalog. **Vintage Wood Works. \$2.**

19. Victorian Gingerbread — Large inventory of Victorian millwork for interior and exterior: gable ornaments, porch brackets, fans, turned work, wooden grilles, gingerbread, mouldings, etc. Catalog. **Anthony Wood Products. \$2.25.**

43. Colonial Millwork — Specialist in 18th and 19th-century millwork: open & closed pediment doorways, Palladian windows, mortise & tenon sashes, fanlights, panelled fireplace walls, featheredge wainscot, much

more. Catalog. **Architectural Components. \$3.25.**

44. Victorian Millwork — 19th-century designs in solid oak and poplar: fretwork, brackets, corbels, grilles, turnings, and gingerbread precision manufactured so product groups fit together. Color catalog. **Cumberland Woodcraft. \$4.75.**

61. Victorian Gingerbread — From a single source: exterior and interior hand-crafted solid-pine replicas of Victorian millwork. Corbels, fretwork, gable trim, corner brackets, porch railings, much more. Millwork catalog. **Pasternak's Emporium. \$1.25.**

91. Wide Boards — Wide pine or oak boards, ship-lapped boards, feather-edged clapboards. Will consult/design wood flooring and panelling. Serves Maine to Maryland region. Free brochure. **Carlisle Restoration Lumber.**

98. Non-Rotting Lattice — Keeping porch lattice painted is a real chore. Instead, use PVC lattice. It looks like wood (no fake wood grain!), comes in 11 colors, and can be cut, nailed, and installed like wood. Free color brochure. **Cross Industries.**

101. Shutters & Blinds — Colonial wooden blinds, movable louver, and raised-panel shutters. All custom-made to specifications. Pine or cedar, painted or stained to match any color. Free brochure. **Devenco Products.**

239. Custom-Cut Cedar Shingles — Get an exact match of the fancy-cut shingles currently on your house. Authentic patterns also available for new Victorian houses. Free information. **Cedar Guild.**

260. White-Pine Shutters — Constructed of white pine with 2-in. wide movable louvers. These shutters are available in custom sizes designed to fit circular windows. **American Heritage Shutters.**

340. Wood Mouldings — Internationally recognized company has over 500 beautiful wood mouldings. Call: 800-6-ARVIDS, or send for 104-page catalog. **Arvid's Historic Woods. \$5.75.**

366. Ornamental Moulding — This firm offers custom mantels, embossed wood moulding, curved stairs, custom doors and raised paneling. A design department is available to help you plan your restoration. Catalog fee is credited against your order. **Drivewood. \$6.25.**

Made-to-Order Shutters — New shutters made the old-fashioned way, by hand. This shop also carries mantel-pieces, old hardware, doors, etc. Write, or call (800) 2-SHUTTER. **The Bank Architectural Antiques.**

450. Period Architectural Ornamentation — Interior products including mouldings, medallions, niches, and fire surrounds are made of fibrous plaster ensuring exceptional clarity and workability. 28-page color catalogue. **Aristocast Originals. \$3.25**

456. Simulated Wood Mouldings — Quality reproductions of rare and beautiful cornices, friezes, panels and embellishments. Astonishingly accurate reproductions molded in rigid polyurethane foam, and hand finished. Information kit. **J.S. Keller & Associates. \$10.00**

459. Embossed Ornaments — Embossed wood carvings and architectural mouldings for decorative applications to Victorian-era projects. Catalog and sample ornaments. **Artistic Woodworking Products. \$6.25.**

PLUMBING & HARDWARE

11. Old-Style Plumbing Fixtures — Claw-foot tubs, brass & chrome showers, shower rings, pedestal sinks, faucets, high-tank toilets, cage showers, and more. Antique and reproduction. Also hard-to-find parts. Large color catalog. **Roy Electric. \$5.25.**

18. Victorian Hardware — Vast selection of highest quality 18th- & 19th-century reproduction hardware for doors, windows, shutters, cabinets, furniture, plus high-security locks with period appearance. Big 108-p. catalog. **Ball & Ball. \$5.25.**

29. Victorian Bathroom Fixtures — Pedestal sinks, tubs on legs, showers and accessories high-quality reproductions and carefully restored antiques. Company can locate and restore plumbing antiques. Extensive catalog. **Besco Plumbing. \$7.25.**

49. Renovation Hardware — Hard-to-find supplies, including brass cabinet hardware, lighting, weathervanes, pedestal sinks, old-fashioned bathtub showers, and bathroom fixtures. Mail-order catalog. **Antique Hardware Store. \$3.25.**

85. Kitchens & Baths — Catalog of quality reproduction fixtures for your kitchen and bath restoration. Pedestal sinks, brass faucets, marble, and pull chain toilets for the bath. Copper sinks and brass faucets for the kitchen. **Antique Baths & Kitchens. \$2.25.**

110. Bathroom Fixtures — Wide variety of antique and reproduction plumbing, tubs, porcelain faucets and handles, pedestal sinks, high-tank toilets and shower enclosures. Catalog. **Mac The Antique Plumber. \$6.25.**

114. Porcelain Refinishing — Exclusive formula resurfaces bathtubs, sinks, and tile. Available in many colors. Done in your home by factory-trained technicians. Fully guaranteed. Free brochure. **Perma Ceram.**

130. Faucets & Fixtures — Complete lines of modern, Victorian, and European plumbing. New things for claw-foot tubs, shower conversions in chrome or brass, high-tank toilets, pedestal sinks, and much more. Free catalog. **A-Ball Plumbing.**

193. Bathroom Fixtures — Turn-of-the-century and country bath decor: Brass, porcelain and oak furnishings both reproduction and antique. Complete catalog. **Bathroom Machineries. \$3.25.**

203. Door Hardware — Polished brass Baldwin mortise lock handleset with knob and oval plate trim inside Lexington design. \$180. Visa & Mastercard accepted. Call toll-free 800-821-2750. Ask for Hardware Dept. **Addison Hardware**

302. Restoration Hardware — Over 1000 different brass items for houses and furniture. Plumbing, lighting, wall and ceiling coverings, gingerbread, and more. Catalog, and one-year mailings. Wholesale/Retail. **Hardware+Plus. \$3.75**

303. Fancy Plumbing Fixtures — Hard-to-find fixtures; claw-foot tubs in 4' and 7' sizes, finished in the color of your choice. Showroom features brass, bronze and iron hardware. Color Catalog. **Ole Fashion Things. \$4.00.**

326. Bathroom Fixtures — Unusual, fancy pull-chain claw-foot tubs, pedestal lavatories, etc., bought and sold. Crated and shipped anywhere. Call (818) 772-6353 for more information. **Vintage Plumbing & Sanitary Specialties.**

363. Complete Outfitter — Goods in endless variety from chamber pots to covered wagons. Over 10,000 items. 250-p. catalog. **Cumberland General Store, Inc. \$3.25.**

384. Tub and Sink Refinishing — Porcelain refinishing for antique tubs, sinks, and ceramic tile. Bring item into shop, or they will work in your home. Also converts bathtubs into whirlpool. Free brochures. **Dura Glaze.**

390. Reproduction Hardware — Catalog shows over 500 items of authentic reproduction hardware from the 1700's on into this century. **Horton Brasses. \$3.25.**

397. Hard-to-find Hardware — Since 1916 suppliers of scarce decorative hardware for doors, windows, furniture and cabinets. Brass, iron, glass knobs, hinges, pulls and fasteners also available. All periods from 16th-century thru

PRODUCTS NETWORK

the 1930's. Catalog. Crown City Hardware. \$3.50.

466. Pedestal Sinks — Product line includes faucets, small sinks for small spaces, and fittings for footed tubs. Bath products brochure. Masterworks, Inc. \$1.25.

474. Brass Hardware — Precision forged solid brass door hardware in classic designs. For more information, call: (800) 448-6712. Solid Brass Designs.

481. Architectural Hardware — This qualified team of sales professionals can help you with all your builder's hardware needs. For more information, call: (800) 345-5625. J.E. Smith

482. Antique & Reproduction Plumbing — Specialists in pedestal sinks and clawfoot tubs. All necessary valves and fittings for tubs, sinks, and pull-chain toilets are available. For more information, call: (805) 684-8685. Country Plumbing.

RESTORATION SUPPLIES/ SERVICES

5. Pigeon Control — Get rid of pigeons and other birds with inconspicuous stainless steel needles that eliminate roosting places without harming your building. See OHJ June 1981 for details. Free brochure. Nixalite.

170. Remove Weatherstains — Bring back beauty of natural wood on shingles, fencing, decks. Alter-Wood brightens gray or weatherstained wood. Spray or brush on, hose it off. One \$24.95 gal. treats 400-600 sq. ft. Free brochure. Enviro-Chem.

195. Gold Leaf — For craftsmen, decorators and artists who appreciate the choice of working with fine quality precious metals. For information booklet, write: PO Box

150, 10 Love Ln., Hartford, CT 06141-0150. M. Swift & Sons, Inc.

272. Woodworking Supplies — New catalog includes 114 pages of veneers, woodparts, specialty hardware, tools, knobs, pulls, finishing supplies, books, kits, and plans. The Woodworker's Store. \$2.25.

312. Chimney Sweeps — Maintenance, repair and restoration services for your chimney. Cleaning, internal video inspections, dampers, caps, stainless steel and Ahren "cast in place" linings. For service in the Tri-State area, call: (212) 724-9411. Certified Chimney Sweeps, Inc.

336. Restoration Books — Homes of the 1920's are brought alive in this text about how these homes were designed, built and furnished. 440 pages, 80 full color plates. Call (613) 269-3676. Richard O. Byrne & Co.

367. Refractory Fireplaces — Radiate heat into your room instead of sending it up the chimney. Less cleaning, eliminates the need for fans. Call for information: (800) 553-5322. Sleepy Hollow Chimney Supply.

424. Architectural Refinishing — A unique system for refinishing. Non-flammable, non-caustic, washes away in water. Money back guarantee. Call for more information: (513) 541-4545. On-Site Wood Restoration.

437. Do-it-yourself Videos — Own the world's finest homebuilding and woodworking videos. Includes tapes on trim carpentry, cabinetmaking, tilesetting, furniture restoration and more. Free brochure. Taunton Press.

453. House Hunting Tips — In this new book "So... You Want to Restore a Vintage Home", join the author in her search for a restorable home. Free brochure. Whiskey Creek Restorations.

460. Building Restoration — Services include pattern making, mould making and casting, specialty roofing, stenciling, masonry restoration, and much more. Free brochure. Architectural Conservation.

461. Preservation Services — Services include building inspections, condition assessments, maintenance and preservation plans and training, maintenance systems, and epoxy-stabilization consulting. Free brochure. Conservation Services.

463. Learn to Finish — This school specializes in one-day classes in graining, marbling, glazing, faux finishes, and restoration. Weekend and weekday courses are available. Free brochure. The Finishing School.

475. Corner Protectors — Protect your home's beautiful woodwork with Tri-Guards. Made from the most durable plastic. Clear to the point of near visibility. Offered in a wide variety of custom-matched opaque colors. Quick and easy to install. For more information, call: (708) 537-8444. Tri-Guards

476. Tub Restoration & Supplies — Tub, tile, and countertop restoration or repairs without removal; color changes; restoration supplies; whirlpools; fixtures and accessories. For more information, call: (800) 344-2085. Tub Doctor.

477. Restoration & Conservation of Art — Specializing in the exacting conservation and restoration of paintings, murals, frames, porcelain, sculpture, gold leaf, and other fine objects of art. For more information, call: (513) 321-1911. Old World Restorations, Inc.

483. Polishing & Restoration — Beds, pots, fireplace equipment, and much more can have its original beauty once again. Lighting - rewiring included. For more information, call: (215) 843-7111. Crowfutt, Inc.

484. Restoration Chemicals — Masonry restorer-cleanser and paintremoval system for lead abatement for both wood and masonry. For their brochure and for information on the dealer nearest you, call: (800) 323-3565. Diedrich Chemicals.

Literature Request Form

Circle the numbers of the items you want, and enclose \$2 for processing. We'll forward your request to the appropriate companies. They will mail the literature directly to you...which should arrive 30 to 60 days from receipt of your request. Price of literature, if any, follows the number. Your check, including the \$2 processing fee, should be made out to Old-House Journal.

1. Free	35. \$4.30	101. \$6.25	239. Free	353. Free	449. Free
4. \$3.25	38. Free	110. \$3.75	242. \$1.25	354. Free	450. \$3.25
5. Free	40. \$1.25	113. Free	245. \$3.25	356. \$2.25	453. Free
9. Free	42. Free	114. Free	260. Free	363. \$3.25	454. \$1.50
10. \$3.25	43. \$3.25	122. \$2.25	272. \$2.25	365. Free	455. \$2.25
11. \$5.25	44. \$4.75	125. Free	273. Free	366. \$6.25	456. \$10.00
13. \$2.00	47. \$1.25	128. \$3.25	278. \$1.25	384. Free	458. Free
16. \$1.75	49. \$3.25	130. Free	283. \$5.25	387. Free	459. \$6.25
18. \$5.25	53. \$3.25	159. Free	284. Free	390. \$3.25	460. Free
19. \$2.25	55. Free	163. Free	285. Free	397. \$3.50	461. Free
20. \$1.25	61. \$1.25	170. Free	294. \$15.25	408. Free	462. Free
21. \$3.25	64. Free	171. Free	297. Free	409. Free	463. Free
22. \$5.25	69. \$1.25	176. Free	302. \$3.75	410. Free	464. Free
23. Free	71. \$3.25	192. Free	303. \$4.00	413. \$3.25	466. \$1.25
26. \$1.25	73. Free	193. \$3.25	307. \$2.25	419. \$3.00	467. \$2.25
27. \$10.25	74. \$3.25	206. Free	317. \$2.25	426. 75¢	469. \$3.25
29. \$7.25	75. Free	212. 75¢	332. \$2.25	434. \$2.25	470. \$3.25
30. Free	83. Free	213. \$1.25	334. \$3.25	436. \$3.25	471. \$1.25
31. Free	85. \$2.25	215. Free	335. \$2.25	437. Free	
32. \$2.25	91. Free	219. \$2.25	340. \$5.75	439. Free	
34. Free	98. Free	221. \$2.25	345. \$3.25	442. Free	

Name _____

Total \$ _____

Company _____

Postage & Handling \$ _____2.00

Address _____

City _____ St _____ Zip _____

Total Enclosed \$ _____

Mail to: The Old-House Journal, Products Network, 123 Main Street, Gloucester, MA 01930

This card must be mailed before July 31, 1990

9004

ADVERTISERS' INDEX

Products Network No.	Page No.		Page No.
130 A-Ball Plumbing	85	98 Cross VINYLattice	77
20 AA Abbingdon Affiliates	81	483 Crowftt, Inc.	69
31 Abatron	95	397 Crown City Hardware	85
Addikson Hardware	108	Cumberland General Store	108
23 Ahren's Chimney Technique	91	44 Cumberland Woodcraft	73
83 Allied Windows	8	245 Decorator's Supply Corp.	21
260 American Heritage Shutters	20	101 Devenco Products	77
354 Andersen Windows	11	484 Diedrich Chemicals	105
Anthony Wood Products	111	366 Driwood Moulding	23
85 Antique Baths & Kitchens	89	384 Dura Glaze	75
49 Antique Hardware Store		278 Elcanco	81
..... Inside Back Cover		471 Emperor Clock Company	95
43 Architectural Components	101	170 Enviro-Chem	103
460 Architectural Conservation	109	55 Erie Landmark Co.	87
176 Architectural Originals	97	221 The Fan Man	89
457 Architectural Paneling	10	Fastenator	108
462 Architectural Rarities	13	463 The Finishing School	109
450 Aristocast Originals	105	294 Fischer & Jirouch	75
206 Armor Plus Coatings	69	478 Florida Victorian	103
353 ARSCO Manufacturing	89	464 Genie House	105
219 Art Directions	91	465 Goodwin Lumber	5
459 Artistic Woodworking Products	109	317 Grand Era Reproductions	83
340 Arvid's Historic Woods	75	387 Granville Manufacturing Company	103
18 Ball & Ball	15	207 Great American Salvage	9
425 The Bank Architectural Antiques	97	163 Green Enterprises	103
193 Bathroom Machineries	99	302 Hardware+Plus	95
472 Bauer Casting Design	109	479 Harmony Exchange	75
73 Bendheim Glass	83	Heritage Brass Company	111
29 Besco Plumbing	9	454 Hicksville Woodworks Company	99
444 Better Environment, Inc.	77	468 Holmes by Hall	75
388 Bio-Pack Associates	83	390 Horton Brasses	99
The Birthday Board	109	448 International Coin & Currency	87
442 Blue Ox Millworks	91	456 J.S. Keller & Associates	81
27 Bradbury & Bradbury	21	334 King's Chandelier Company	79
458 The Brass Knob	93	Lamp Glass	108
21 Brass Light Gallery	87	455 Lamson-Taylor Custom Doors	99
408 Buckley Rumford Fireplace Co.	93	356 London Lace	79
22 J. R. Burrows & Co.	111	195 M. Swift & Sons, Inc.	111
473 By-Gone Days Antiques, Inc.	101	110 Mac The Antique Plumber	5
59 Campbellsville Industries	105	MacMillan Book Clubs	25
91 Carlisle Restoration Lumber	87	173 Mad River Woodworks	95
192 Carter Canopies	85	Mahantango Manor, Inc.	108
239 Cedar Guild	105	9 Marvin Windows	14
312 Certified Chimney Sweeps	77	466 Masterworks, Inc.	81
242 Chadsworth, Inc.	24	410 Maurer & Shepherd Joyners	71
35 Charles Street Supply	85	215 Midget Louver Co.	97
47 Chelsea Decorative Metal Co.	93	16 Midwest Wood Products	111
Chicago Old Telephone Co.	108	423 Mon-Ray Windows	95
440 The Chimney Company	85	Monarch Radiator Enclosures	111
Christopher Hyland	73	34 Mountain Lumber Company	13
26 Classic Accents	101	332 National Spring Tite Corporation	103
413 Colonial Country Originals	71	113 National Supafu Systems	107
159 Conant Custom Brass	89	467 New England Tool	99
461 Conservation Services	89	5 Nixalite	81
42 Country Curtains	101	480 Northern Refrigerator Company	71
307 Country Iron Foundry	107	56 Oak Crest Manufacturing	73
482 Country Plumbing	87	345 Ocean View Lighting	83
419 Craftsman Curtains	91	69 Old Carolina Brick	101
212 Craftsman Lumber	105	32 Old Wagon Factory	19
Crawford's Old House Store	108	477 Old World Restorations, Inc.	85
		303 Ole Fashion Things	13
		424 On Site Wood Restoration	93
		53 Oregon Wooden Screen Door Co.	89
		61 Pasternak's Emporium	79
		114 Perma Ceram	18
		436 Phone Wizard	107
		285 ProPrep	13
		38 Protech	79
		75 Quaker City Manufacturing	24
		Ravenglass PTY	108
		64 Readybuilt Products	7
		24 Reggio Register	23
		10 Rejuvenation Lamp & Fixture Co.	7
		336 Richard O. Byrne & Co.	19
		40 Richard Thibaut, Inc.	97
		Roots Research	112, 113
		11 Roy Electric Co.	83
		365 Rutland Products	73
		Salt & Chestnut	107
		The Saltbox, Inc.	111
		213 The Saltbox	69
		171 Salvage One	15
		1 Schwerdt Manufacturing	3
		Shuttercraft	108
		367 Sleepy Hollow Chimney Supply	23
		481 J.E. Smith	79
		30 Smith-Cornell	105
		474 Solid Brass Designs	20
		209 Southampton Antiques	81
		297 States Industries	7
		Stephoe & Wife	108
		122 Stewart Iron Works	79
		437 Taunton Press	5
		434 Texas Standard Picket Co.	103
		283 Thomas K. Woodard	15
		Tremont Nail Co.	111
		475 Tri-Guards, Inc.	12
		469 Triarco, Inc.	15
		476 Tub Doctor, Inc.	71
		Turtle Creek Software	108
		273 United House Wrecking	16
		470 Urban Artifacts	111
		125 Vande Hey Raleigh	Inside Front Cover
		252 Vermont Soapstone	107
		4 Victorian Lighting Works	19
		328 Vintage Plumbing Specialties	107
		13 Vintage Wood Works	17
		128 W.F. Norman Corp.	91, 93
		74 Jack Wallis' Doors	91
		438 Ward Clapboard Mill	95
		360 Wayne Towle, Inc.	101
		453 Whiskey Creek Restorations	83
		284 Whitco/Vincent Whitney	87
		439 Williams & Hussey	99
		426 Wilson & McCracken, Inc.	97
		The Wood Factory	108
		409 Woodstock Soapstone Co.	69
		272 The Woodworker's Store	97
		71 Worthington Group	19
		335 Yankee Barn	109

ADVERTISING SALES OFFICES

ADVERTISING OFFICE

123 Main Street, Gloucester, MA 01930
(800) 356-9313



Becky Bernie, Sales
Ellen Higgins, Production
Bill O'Donnell, Advertising Director

MIDWEST SALES OFFICE

Robert R. Henn and Associates
20500 Hellenic Drive, Olympia Fields, IL 60461
(312) 748-1446

Robert Henn
Nancy Bonney

Hosed!



In this pre-1900 (and pre-relocation) photo (detail), the hose house is in its prime; in the 1988 photo (above), there's only a hosed house in its decline.

This Rutland, Vermont, Victorian was built in 1882 for H.H. Baxter of the Baxter Hose Company. An official "hose house" for firefighters (hoses occupied the tower over the entry door), it was sold and relocated in 1900. By the 1980s, it had fallen victim to the substitute-siding industry, and its vertical board-and-batten siding was hidden beneath a horizontal metal skin. That remuddling also cost the house its cupola, double entry doors, several fancy windows, and

ornamental trim.

Thanks to Maudie Eastwood of Tillamook, Oregon, for submitting the photos.

WIN FAME AND \$50: If you spot a classic example of remuddling, send us clear color slides. We'll award \$50 if your photos are selected. The message is more dramatic if you send along a picture of a similar unremuddled building. Remuddling Editor, The Old-House Journal, 435 Ninth Street, Brooklyn, N.Y. 11215.

The Antique Hardware Store

... Just a few products
in our full color
catalogue.



Order Today!
Rt. 611, Kintnersville, PA 18930

(215) 847-2447


GREAT NEW CATALOGUE!

Later Dutch Houses of New York & New Jersey

The earliest surviving New World buildings in the Dutch tradition have steep, single-pitch roofs. Nevertheless, the term "Dutch Colonial" today brings to mind the gambrel roof with flared eaves — and such examples date largely from the period after 1750. Curiously, it's doubtful either the gambrel or the flared eave originated in Holland.

The flared or *bell cast* eave is rare in the Low Countries, but a few similar rooflines are found in Quebec province, and one writer traces both U.S. and Canadian types to Nor-

Dutch-House details
from top to bottom:
Dormers (Lefferts
House, Brooklyn,
N.Y., c. 1780);
Multiple storeys
(Wynkoop-Loumsbery
House, Stone Ridge,
N.Y., c. 1772);
Jersey sandstone
(Cambell-Christie
House, Bergen County,
N.J., c. 1774)



Vernacular Houses

photo: Rod Blackburn

mandy. Others believe such eaves to be Flemish or even a distinctive North American invention. The reasons for this overhang are not agreed upon, but it did keep rain off vulnerable features such as the shutters, front door, and foundation sill.

As for the gambrel, it added space. New World Dutch houses typically evolved from one to two rooms deep, and the gambrel added headroom on the upper floors. This clever roof design was probably taken from New England by descendants of New Amsterdam Dutch.

Later Dutch houses borrowed much from the English tradition, with Georgian and Adam details in some examples. With increased sophistication, the New World Dutch house became not only less Dutch, but less vernacular.

— Russell Gilmore
New Paltz, N.Y.



photo: Gordon Bock