

ARCHITECTURAL RECORD


INTERIORS

The Love Affair of
Light and Form

Stunning
Staircases

Offices à Go-Go
at Oxygen Media


Special Section: **The Digital Practice**



**Spot the two terms
that don't go together:**

1. Suspended Ceiling
2. Grid-hiding Visual

Until now.



The keys to the kingdom

Editorial

By Robert Ivy, FAIA

Who owns the keys to the interiors kingdom? Currently, interior designers are engaged in a full-court press to achieve licensure, with legislation planned or pending in a number of states. In California, the question is imminent: an interiors practice bill has passed the legislature there and is headed for the governor, though with no guarantee of signature. If you're not familiar with the terms, interior designers are seeking *practice* acts, which regulate professions such as architecture, as opposed to *title* acts, which merely grant the ability to use the formal designation. Until recently, interior designers were largely an unregulated body of roughly 200,000 persons, but their leading organizations, the ASID and the IIDA, want that changed.

The topic is fraught with dissension. First, the stakes are large: the fees alone in the industry well exceed \$1 billion. Architects, who routinely work with interior designers, take opposing points of view. For some, particularly those larger firms heavily engaged in interior design, the question is one of the marketplace and inevitability. But architects are heavily invested in interiors, and their numbers are growing—84 percent of all AIA member firms offer interior design and space-planning services, up from 73 percent in 1996, according to the latest AIA firm survey.

In recognition of the gravity of the situation, the AIA convened a task force in 1999 to investigate. They found that interior designers seek to distinguish themselves from less-qualified decorators, protect the right to practice, establish gender equity in a field dominated by men, and earn the respect of their fellow professionals. It sounds good and right, but are their reasons valid enough to warrant licensure? Michael Stanton, former president of the AIA, adds a fifth reason, that interior designers want to increase their share of the burgeoning market.

The designers' point of view is consistent. When this magazine convened a panel of interior designers in April 1998, we heard a clear message: despite their gains in the industry, they feel slighted or disparaged by architects. However compelling their reasons, there are unavoidable differences

between architects and interior designers. Architectural education is more rigorously focused on life safety, as well as structure, building science, and codes. By contrast, the AIA task force reported that in the 125 interior design programs currently available, education can vary from two to four years, and current testing for certification focuses more on aesthetics than safety.

The differences do not stop with pedagogy. Architects tend to engage the entire design problem, considering not only the contents of the interior, but the interior's relation to the exterior envelope, its construction and building systems, and the natural and human-made surroundings. A healthy building—light-filled, safe, and promoting human habitation—should be architects' professional norm. When we are operating at a high level of accomplishment, our work is holistic, integrating complex technical systems and social requirements into structures that engage the landscape, sustain their inhabitants inside and out, and enrich the community.

While we may feel sympathy for our working colleagues, practice legislation may not be the panacea that interior designers seek, if it is achieved without commensurate, fundamental changes in the education and experience of interior designers. A new name and a new law would not automatically confer new status, whatever the legislative outcome.

Most architects hate conflict, particularly with our collaborators. We consider turf wars to be petty and unworthy of women and men called to higher pursuits. We set high goals for our work and for our clients, and we achieve them, in part, through cordial relationships with interior designers. If interior designers have legitimate grievances, we must correct our own errors and help where we can; but it would be a mistake to assume that practice law will serve as an automatic panacea for them. Our own professional status reflects a public trust we have earned at high cost, and it should not be diluted.

Oh, the Housing

Kingsboro Towers
Gloversville, N.Y.
Leonard Feldman

Fairmont Hotel
San Jose, Calif.
HOK San Francisco

...of precast, prestressed concrete. It's the design community's most versatile material, both in structural and architectural construction. Proven time and again in apartment houses and single-family homes, hotels and motels, dormitories, healthcare and retirement facility applications...precast, prestressed concrete has found a home in housing.

Dominican College
Residence Hall
Orangeburg, N.Y.
Einhorn Yaffee Prescott P.C (EYP)

1-800-947-8800 • www.pci.org

There's a
ging of the
rd.

The voice of the new mainstream is diverse.
We have to catch it, tap into it,
and show what time it is.

Courtney Sloane

DUPONT

Antron®. Innovate.



CIRCLE 10 ON INQUIRY CARD

Learn more about Courtney Sloane and DuPont Antron® nylon carpet fiber at www.dupontcommercial.com

Antron® is a DuPont registered trademark for its brand of nylon carpet fiber. Only DuPont makes Antron®. © 2000 DuPont

Letters

Architecture or sculpture?

The Experience Music Project in Seattle [AUGUST 2000, page 126] has been an instant love-hate relationship. The reason is simple. This is not *so much a piece of modern architecture as it is a work of sculpture.*

Architecture is based more on a didactic Marxist philosophy of thesis, antithesis, and synthesis. Divergent elements have to be integrated into a working building, and compromises are often required in order to reach a working solution. Generally, any successful building has to combine function, aesthetics, financial considerations, environment, structure, and social factors. A typical building is friendly to its neighbors. Gehry's sculpture is just the opposite. Totally independent, it follows the pattern of other "sculptures" in Bilbao or the one proposed for Manhattan. The same form and plan fit anywhere. With its total lack of fenestration, the building should logically go underground, then have a pure sculpture on top.

Only time will tell whether EMP will survive as a great statement of our time or if it will be demolished as an obnoxious, ugly blip, to be replaced by a bland but permanent building.

—George A. Hartman
via E-mail

You've got junk mail

After five years of schooling, over three years of internship, nine exams, countless fees, and a mile of paperwork, I finally completed all the steps to become registered as an architect in my state. Even before receiving word from the AIA that my membership had been upgraded from the Associate's status, I began receiving all of the junk mail I am accustomed to, only addressed to me with my new "AIA" suffix. What a relief that the AIA's priorities are straight, and there will be no lapse in the endless credit-card offers. I challenge the AIA

to practice what it preaches and conserve natural resources by ending the excessive, wasteful junk mailing.

—James A. Mehoffey, AIA
Lancaster, Pa.

Imitated modernism

As an instructor in Design and Theory for UC Berkeley Extension, I am particularly interested in the transmission of the kind of knowledge that helps others to imagine and create. I could not agree more with Denari's comments on the importance of the awareness of the Other in the creation of great architecture [JULY 2000, page 59]. However, I would take this comment quite a bit further.

All mankind can do, ultimately, is attempt to emulate the reality that surrounds us. I would state emphatically, to paraphrase Plato, that all art is imitation. The greater the artist, the more sophisticated the imitation. With due respect to Denari's media recognition, he is nothing if not a great imitator. The fluid nature inherent in late-20th-century industrial design, from hair dryers to automobiles, is unquestionably a formal source for all his mostly unbuilt work.

I think it's great that Denari and a few other mostly unbuilt architects have chosen to copy the innovations of industrial designers. Architecture needs to break out of the box.

Another source of this imitation, of course, is the Baroque. I am currently at work on a book that dwells on the relationship of the move toward the organic that underlies the decay of a specific orthodoxy, in this case modernism. Gehry, Eisenman, and a host of younger architects such as Denari are partners in this search for a fluid, organic, ultimately "baroque" extension of classical Modernism.

—David Kesler
via E-mail

Deep thoughts

I have been reading your editorials since graduate school (NC State '98) and have really enjoyed your choices of topics and the ideas posed to everyone in the profession. I often post a copy of your monthly "food for thought" in our office kitchen, and recently have been sending an office-wide E-mail linking directly to your editorial page. July's editorial ["Gone digital," page 17] was of particular interest and has become a generator for a lunchtime discussion. You are definitely addressing the major issues in the profession and making us think for a change.

—Jeffrey Resetco, Associate AIA
New York City

Letting the Tiger out

I want to tell you how much I admire you for publishing the Stanley Tigerman interview [JUNE 2000, page 65]. It needed to be said and you recognized and allowed it. I salute your courage and ethics!

—Betty Meyer
Auburndale, Mass.

To market, to market

I'd like your professional opinion on an idea that I've had in mind for several years. After reading your current editorial, "Tempus fugit" [AUGUST 2000, page 17] I believe you may be able to help. The article encourages your fellow architects to ask such questions as, "For whom are you building? For what purpose? How does the design relate to the present moment? What will be its legacy?"

Can and should the design process transform the souls of the participants, just as the building has the potential to transform the souls of the occupants? Can the process leave a legacy?

I see an opportunity for organizational development to be blended with the discipline of architecture to

create a new architectural design process that embraces architecture and the building's role from a broader perspective. This perspective goes beyond function and form to include organizational systems inquiry. Should we challenge the profession to ask questions such as: How can the design process help the organization and its people? How will the building's design support the core mission, vision, and evolutionary process of the firm? What is the building's reason for being? How can the culture of the firm be reflected in the space plan, design, and form of the building?

—Valerie Bugni, Assoc. AIA
Lucchesi, Galati Architects, Inc.
Las Vegas

Nature as example

Thanks to RECORD for bringing its readers the idea of art in architecture. The work of Santiago Calatrava [AUGUST 2000, page 70], whom I consider the Antonio Gaudi of contemporary architecture, is both poetry and art thoughtfully interwoven within a structure of steel and glass that is wonderfully natural and noble in its inspiration.

Contrary to the ideals of Rem Koolhaas and the "School of Kool," art has a definite place in the practice of contemporary architecture. Are we not trained in drawing and painting? For Calatrava and others of his stripe, nature provides the most artful and efficient model. Though I too love "the box," there is nothing as graceful as the curves of the natural world.

—Gregory Joseph Singletary
via E-mail

Umbria or bust

I read with interest Suzannah Lessard's critique [AUGUST 2000, page 55], particularly her negative space and inside-out analogies. When I moved to Phoenix 29 years ago, the population of the entire state of Arizona was only two million.

Antron® is a DuPont registered trademark for its brand of nylon carpet fiber. Only DuPont makes Antron®. © 2000 DuPont

POI

point of inspiration

boing.

boing.

boing.

Introducing the Big Cities carpet

collection from Pacificrest. Simple by design.

Intricately detailed. And made of DuPont

Antron Lumena® nylon via an exclusive

3-ply heat set process that twists and curls

the fibers for a crisper, more tailored look

with richer, more distinct texture. For other

newfangled ideas in carpet made of

DuPont Antron®, visit *what's new*

at www.dupontcommercial.com.

Okay then, everybody boing.

CIRCLE 11 ON INQUIRY CARD



DU PONT

Antron®
Only by DuPont

Letters

Today the Phoenix metro area alone is close to three million and covers an area bigger than Los Angeles.

Before I left Arizona last year, I was involved with a group trying to get a growth-management initiative on the ballot. During the campaign we learned that our opposition—the developers and land speculators—envisioned a contiguous corridor of development stretching 250 miles from Tucson to Sedona, with pockets of preservation here and there.

Though I do agree that landscape architects are better equipped to make sprawl livable, I don't think that sprawl as doughnut and wilderness as hole is inevitable. It only seems that way because there are so many economic incentives for sprawl and very few economic incentives for wilderness, for Umbria.

The boring suburban landscape so many detest is more a product of the mortgage-interest

deduction than poor design. We wouldn't see many tilt-up industrial parks replacing farms if city land were taxed at the same rate as country land. And no sane business would want to be in that country setting if there were no federally subsidized highway going there.

Let's not throw out the old model—the built world surrounded by wilderness—until we first root out the economic incentives for sprawl. If there were no profit in sprawl, developers would be praising infill, reurbanization, and compact design.

—Pete Chasar
Brookings, Ore.

Not just for books

Since the design was first revealed last December, the Seattle Central Library [AUGUST 2000, page 121] has been the object of much discussion, criticism, and praise. It has

changed little in the eight months since then. It is not a very lovable building; it is not even a very likable building. Its distinctive form is generated by shifting the building mass to the north and west as the building rises and then back again. Its exterior enclosure is entirely metal and glass.

It may be that liking it requires a new aesthetic perception. The new in art and architecture has always been difficult to accept. We may come to like buildings that look like enormous metal-and-glass sculptures. It just seems that a major building for a large city should have immediate appeal.

It was interesting to note that the next article in August was the Experience Music Project a few miles from the Central Library site. Set outside the downtown area next to an amusement park, the EMP is surprisingly consistent with its forms and colors. To think of it as context for the Central Library is nonsense. The Central Library's context should be the new City Hall that is now in design for a

location a few blocks away.

—Paul Dermanis, AIA
Seattle

Corrections

RECORD would like to thank the AIA for helping to arrange interviews with the seven mayors profiled in our June feature, "The Principals of Smart Growth" [page 76]. In the July "Practice Matters" column [page 57] Lorna Parsons was incorrectly identified as Donna Parsons, and CNA/Victor O. Schinnerer & Company was incorrectly identified as CNI/Victor O. Schinnerer & Company. In the July issue [News, page 30] the image of PB6 on the lower-right corner should be credited to illustrator Steve Oles, FAIA, as well as Pei Cobb Freed. Also, the image is printed in reverse.

Letters may be E-mailed by clicking **Letters** on our Web site at www.architecturalrecord.com, or send letters directly to rivy@mcgraw-hill.com. RECORD may edit letters for grammar, style, and length.


Have you compiled the "perfect" project manual?

Did you prepare an outline spec that helped your firm win a big contract?

Enter CSI's 2001 Specifications Competition—the only awards program in the industry that recognizes excellence in specification writing and product literature.




The Construction Specifications Institute



Professional Recognition

Numerous benefits await you—but you can't win if you don't enter!


- Prove your professional and technical expertise.
- Add a meaningful accomplishment to your professional resume.
- Bolster your firm's credentials when seeking new projects and new clients.



Career Enhancement

Submit entries in any of these categories:

- Project manuals
- Product binders
- Short form specifications
- Outline specifications
- Preliminary project descriptions
- Design-Build RFPs
- Design-Build response to RFPs



Personal Satisfaction

Visit www.csinet.org or call 800.689.2900 for all the information you need to submit your winning entry. All entries must be postmarked by **October 3, 2000**

Enter the 2001 Specifications Competition and reap the rewards.

Shaft for Bunshaft's modern box and Noguchi



Wilde Building and courtyard slated for demolition, and sculpture to be sold.

Two International Style buildings designed by Gordon Bunshaft of Skidmore Owings & Merrill (SOM) in the 1950s are slated for demolition in Bloomfield, Conn. Regarded as milestones of Modernism in corporate America, the structures are owned by CIGNA, which plans to redevelop the site. Although the

buildings are not landmarked or protected under state or city guidelines, their proposed destruction has sparked heated community debate.

CIGNA says the buildings are now too large and costly to operate. Approximately 4,500 employees remain at the Bloomfield campus. The company has asked Bloomfield to

approve a master plan, completed by Boston's Elkus/Manfredi Architects, to rezone the 650-acre campus for 10-year phased development. CIGNA will sell most of the property to commercial developers, demolishing three of four existing buildings. In their place would be office towers, a golf course, a hotel and conference center, 160 single-family homes, and 240 apartments.

The 827,000-square-foot Wilde Building, once called Connecticut General and targeted for demolition by 2003, was a departure from masonry corporate structures of its day. A mammoth steel skeleton is sheathed in a green-glass curtain-wall skin. Complementing the towering spaces and wide corridors are sculptures and four interior courtyards by Isamu Noguchi. The courtyards will be razed, while the

sculpture will be offered to developers, according to CIGNA.

The second Bunshaft-designed structure under siege, the 570,000-square-foot North Building once housed Emhart Corporation. Built in 1960, it was the architect's first poured-concrete structure.

A local group of architects has begun Campaign to Save Connecticut General. Robert Stern, FAIA, SOM principal David Childs, FAIA, and directors from the National and Connecticut Trusts for Historic Preservation are supporters.

The development's potential infringement upon protected wetlands also has alarmed local environmentalists. CIGNA, meanwhile, dismisses the preservation outcry as complaints of architectural elitists. Community advocates for the development say it addresses needs for private housing and will generate more tax revenue and employment. The next challenge to the proposal is Bloomfield's review of requested zoning changes this fall. *William Weathersby, Jr.*

Patkau wins competition with modern box

Vancouver-based Patkau Architects won a competition in June to design Montreal's new main library, the Grande Bibliothèque du Québec (GBQ). To rise on a Palais du Commerce site in Montreal's Quartier Latin by 2003, the government-funded, \$40 million GBQ will house noncirculating holdings of the national library of Quebec and the central library of Montreal, as well as a vast collection for public loan.

The winning design, devised by husband-and-wife team John and Patricia Patkau, is for a multi-level building combining wood, copper, and granite detailing that

will feature a series of inclines to draw visitors into the heart of the space. Passengers arriving from a metro station will be able to view the lower-level children's library beyond a sunken, sunlit garden, while a ramp leads to a landing overlooking a children's theater.

Proceeding up another slight incline, patrons encounter the main information desk. Patkau is teaming with two Quebec firms for the project, Croft-Pelletier and Gilles Guite. The team won the international competition against four other multifirm teams led by



Illustration of Patkau design for library.

Christian de Portzamparc, Zaha Hadid, FABG, and Saucier + Perrotte. Hadid, who collaborated with the Quebec firm Boutin Ramois Tremblay, received an honorable mention. Models of all the entries may be seen at: www.grandebibliotheque.qc.ca. *WW*

OFFICE BUILDING BOOM

Demand for office space continues to soar in the United States. As of midyear, 1,070 office buildings, with 123 million square feet, were under construction. The following five cities led the market in office construction:

- 1. Washington, D.C.**
11.1 million square feet
- 2. Boston**
7.4 million square feet
- 3. Minneapolis**
7.2 million square feet
- 4. Atlanta**
6.5 million square feet
- 5. Dallas-Ft. Worth**
5.1 million square feet

Source: *Oncor International, Washington, D.C.*

OFF THE RECORD

Sen. Joseph Lieberman, the Democratic vice presidential nominee, was executive assistant in design and planning to the dean of the Yale School of Art and Architecture for three school years, 1969 to 1972. He was elected to the Connecticut State Senate in 1970, but that was a part-time gig.

A pool and gymnasium by **Tod Williams Billie Tsien** for the Arverne/Edgemere Houses Recreation Center in the Rockaways, Queens, New York, will be complete in 2003. **Richard Burney**, the new head of design at the **New York Housing Authority**, is hiring design-savvy architects, including **Hanrahan Meyers Architects**.

A winning design for the **Martin Luther King Jr. National Memorial**, to be located on the Mall in Washington, D.C., will be announced in mid-September.

The **AIA Diversity Conference**, scheduled for August in Chicago, was canceled due to low registration numbers. The first AIA Diversity Conference was held in 1994, but the conference failed to draw a critical mass in recent years. In the future, diversity workshops will be held in conjunction with allied organization conferences or state AIA events.

Steven Holl has been named architect for the \$7.5 million Zachary Scott Theatre Center in Austin, Tex. The 500-seat theater will be complete in 2004. Holl is also competing with **Jean Nouvel**, **Arata Isozaki**, **Cruz and Ortiz**, and **Juan Navarro Baldeweg** for a Museum of Human Evolution in Burgos, Spain. Presentations to the jury will be made on September 17.

Due to AIA budget considerations, **AIArchitect**, the newspaper of the AIA, will be published 10 times this year rather than 12. One issue was produced for July/August, and one is planned for November/December. Publishing plans for 2001 to follow.

The library addition by **Schwartz/Silver Architects** will be low-slung in the back of the **1883 H.H. Richardson building**. Construction begins this fall on the \$6 million project.



Addition to H.H. Richardson's Ames Library wins approval after delays

After a decade-long delay, a beloved and influential 19th-century library designed by H.H. Richardson has launched a \$6 million expansion and restoration program. The 1883 Ames Free Library in North Easton, Mass., a community that prides itself as the locale of five extant Richardson structures, has approved a new plan by Boston's Schwartz/Silver

the addition takes its inspiration from adjacent parcels of land acquired by the town, which contain ruins of 19th-century Italianate gardens. Meeting halls and a lecture auditorium will be articulated as stone-clad garden sheds, with new book stacks set underground to alleviate overcrowded shelves upstairs.

The building program is the result of an unusual public/private funding initiative.

Although it functions as a civic building, the Ames Free Library is actually privately owned, originally commissioned by the philanthropic Ames family, who built their fortune through a local tool and shovel works during the Civil War and Gold Rush.

Ames endowments covered most library maintenance and operating costs for more than a century.

Now a \$1.9 million Massachusetts state grant to help renovate and expand the library has

forced a complex shift in the institution's funding, while the town has also earmarked \$3.1 million toward the project. The expansion plan also had to comply with guidelines governing a \$20 million private endowment supporting the library. To facilitate the project, Schwartz/Silver's addition is mostly on public land. The library directors have opted to lease the corresponding footprint of land to the town for newly built areas that fall within the original property lines.

Potential additions have languished on the boards for decades. A proposed 1996 addition by Venturi Scott Brown proved too controversial and the architect resigned the commission. The site remained too constraining for a feasible expansion layout until the town's recent purchase of land.

Second-phase restoration of the historic building, pending final funding, has been designed by Albert Righter & Tittmann Architects. The landscape architect, Richard Burck Associates, will integrate old and new gardens. *WW*



The back of the 1883 Ames Library

Architects to more than double the facility to 25,000 square feet. Construction begins in October.

Sited to rest partially below grade discreetly behind the original building and cleaving to a hillside,

No, Mickey! Disney guilty of fraud for taking idea of architect, umpire

A Florida jury ruled August 11 that Walt Disney Company must pay an architect and a retired baseball umpire \$240 million in damages for taking their idea to build a sports-themed park in Florida. Disney's Wide World of Sports complex is too similar, ruled an Orlando, Fla., circuit court jury, to a concept pitched to Disney in the late 1980s by architect Edward Russell of Fonthill, Ont., and ex-umpire Nicholas Stracick of Buffalo, N.Y., and their company, All Pro Sports Camps Inc. Johnnie Cochran, Jr., represented All Pro, which had sought \$1.5 billion. Disney was found guilty of fraud, fraudulent misrepresentation, misappropriation, and conspiracy to misappropriate. Disney rejected the All Pro plan in 1989 but built its Wide World of Sports complex in 1997. In 1996 a U.S. district court judge had ruled against All Pro, saying plans were not "substantially similar."

John E. Czarnecki, Assoc. AIA

YOUR WORK SPEAKS FOR ITSELF

It starts with a vision, finds its way onto paper, takes its final form in steel and wood and glass. A combination of form and function. Aesthetics and performance.

Every design makes a statement. About you and your firm.

That's why Pittsburgh® Paints offers you a full array of professional specifier support services: A comprehensive, high-performing product line. An experienced technical field team, along with dedicated phone line support. The vast resources of PPG – a global leader in coatings and glass technology. Plus innovative color systems designed to make color selection easier – and more expressive – than ever. So make a statement.

Make it loud and clear.



PITTSBURGH® PAINTS
MAKE A STATEMENT

1-888-PPG-SPEC
www.pittsburghpaints.com
CIRCLE 16 ON INQUIRY CARD



OFF THE RECORD

Milwaukee may become the American mecca for works by **Santiago Calatrava**. A private developer is proposing a 25- to 50-story downtown luxury condominium tower and has tabbed Calatrava as architect. The developer will conduct market research to determine demand for high-end condos, which will drive the building's start date, likely 2001, and eventual size. Calatrava's Milwaukee Art Museum addition is under construction, and he is working on three other Brewtown projects: a classroom and gymnasium building, a footbridge, and a skywalk connecting the convention center.

Ove Arup, the engineering firm that designed the swaying Millennium Bridge in London, has put its best minds to testing bras. In order to measure "stress analysis" on bras for **Bioform**, Arup created a computer model to test variations of stress and stretch on a normal bra. Based on the Arup analysis, designers are developing "a more complex three-dimensional shape with rounded edges" providing "properly engineered support."

The University of New Mexico (UNM) School of Architecture and Planning named **Andy Pressman, AIA**, as director (equivalent of chair) of the architecture program. **Steve Schreiber, AIA**, formerly director at UNM, is the new director (equivalent of dean) of the University of South Florida School of Architecture and Community Design.


Returning to work in housing, former Department of Housing and Urban Development Secretary **Henry Cisneros** has formed a joint venture with Kaufman & Broad Corp., Los Angeles, one of the nation's largest home builders. Together, Cisneros and Kaufman & Broad Corp. will launch **American CityVista** program to develop large-scale residential communities in major cities, targeting low-income areas. ■

Musical chairs: Who wants to be dean?

Nearly one in seven of the 110 accredited architecture schools in the United States will begin the school year with either a search for a dean or a new one in place. RECORD research found:

Schools searching for a dean

Ten schools of architecture are currently searching for a new dean. At least one school will name a dean this month, but another is beginning its second search attempt.



Bennett



Weaver



Awotona



Drummond



Mugerauer



Kurze

Ball State University

The College of Architecture & Planning plans to have a new dean by March 2001. The school will begin reviewing candidate credentials in November. **Jeffrey Hall** is the interim dean.

The Cooper Union

The Irwin S. Chanin School of Architecture is beginning a search and hopes to have a new dean in place by the school's spring NAAB accreditation review. Former dean **John Hejduk, FAIA**, retired on June 1 and died of cancer in July.

Drexel University

A new dean of the College of Design Arts will be named this month. **David Raizman** has served as interim dean.

New York Institute of Technology

The School of Architecture & Design plans to name a dean as soon as possible, but it is still interviewing candidates. The interim dean is **John di Domenico**.

SUNY Buffalo

A new dean is expected to be named for the School of Architecture & Planning by the end of the year. The interim dean is **John B. Sheffer II**.

University of Arkansas

Jeff Shannon will be interim dean for the next two school years, as a search for a dean of the School of Architecture gets under way. The former dean, **Dan Bennett, FAIA**, left to be dean at Auburn University.

University of Cincinnati

The School of Architecture & Interior Design—in the early stages of its search—is creating a list of dean candidates. Dean **Jay Chatterjee**,

Assoc. AIA, will remain in his position until a new dean is selected.

University of Florida

A search for a dean of the College of Architecture has not begun. The former dean, **R. Wayne Drummond, FAIA**, left to be dean at University of Nebraska. The interim dean is **Jay Stein**.

University of Texas at Arlington

The second attempt at a search for a dean of the School of Architecture has begun, and the school is aiming to name a new dean by fall 2001. The school completed one search process already but did not extend an offer for the position. The interim dean is **C. Lee Wright, AIA**.

University of Texas at Austin

The School of Architecture is in the early stages of its search and has conducted a few interviews. **Lawrence Speck, FAIA**, resigned as dean in 1999 but will remain in that position through the next school year.

Meet the new deans

At press time, six schools had named new deans, two of whom had been deans at other schools. The University of South Florida named a director, rather than a dean, for its school (see left column).

Auburn University

Dan Bennett, FAIA, is the former the dean of the School of Architecture at the University of Arkansas.

Savannah College of Art & Design (SCAD)

Crystal Weaver, ASID, is the former the chair of interior design department in the college's School of Building Arts.

Southern University and A&M College

Adenrele Awotona, Assoc. AIA, was interim dean of the School of Architecture this past year.

University of Nebraska

R. Wayne Drummond, FAIA, is the former dean at the University of Florida College of Architecture. Drummond replaces **W. Cecil Steward, FAIA**, who remains at the school as a professor.

University of Washington

Robert Mugerauer most recently taught at the University of Texas at Austin. The former dean, **Jerry Finrow, FAIA**, remains at the school and is on sabbatical leave until September 2001.

Woodbury University

Heather Kurze taught at Southern California Institute of Architecture (SCI-Arc), where she was director of undergraduate programs from 1992 to 1998. **Amy Simonovski and John Czarnecki**



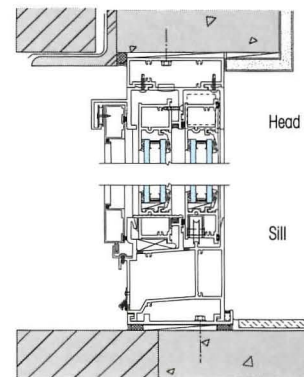
CHOOSE EFCO® SLIDING DOORS FOR SMOOTH OPERATION AND DURABLE CONSTRUCTION.

Bring the outdoors inside with the panoramic views and easy operation provided by sliding glass doors. EFCO sliding doors give you smooth, easy operation due to our heavy-duty sashes and steel ball bearing rollers on a raised sill track.

EFCO high performance doors are made to guard against air and water infiltration for a more comfortable environment. Thermal models provide even greater energy efficiency. For air circulation, sturdy aluminum screens glide easily along the top roller track. And heavy-duty locking hardware and antilift devices offer an extra measure of security against intrusion.

EFCO sliding doors come in our complete array of standard colors or unlimited custom shades. Certain models even allow different colors on the

inside and outside frames. For more information on our comprehensive line of products, contact your EFCO representative, call EFCO direct at 1-800-221-4169, or visit our Web site at www.efcocorp.com.



Products: EFCO Series 3001 and Series 3005 Sliding Doors, Series 3550 Horizontal Sliding Windows, Series 3950 Fixed Windows
 Architect: John M. Senkarik & Assoc.
 Building: Holiday Isle Towers, Destin, FL
 Erector: City Glass Co., Inc.



WINDOWS
 CURTAIN WALLS
 ENTRANCES
 STOREFRONTS
CIRCLE 17 ON INQUIRY CARD



South East High School by Gonzalez/Goodale Architects (above) and the Center for Science Learning by Morphosis (right) are part of L.A.'s ambitious school-building program.



L.A. schools embark on five-year building blitz

A Los Angeles Unified School District (LAUSD) construction program promises to be a bonanza for architects. Beginning this year and continuing through 2005, the district will have 200 construction projects under way, at a projected cost of \$1.2–1.9 billion. The 200 projects comprise many new buildings, including 72 elementary schools, 9 middle schools, 16 high schools, and 4 continuation transitional schools. The five-year construction program is the first portion of the district's 10-year goal of an estimated \$9 billion worth of building projects.

The district has completed a request for qualifications (RFQ) process for architecture firm selection and intends to award at least one school project to each of the short-listed firms this school year. Ten firms have been short-listed for middle- and high-school design contracts and 59 for elementary schools. Another RFQ process will be held to select more firms for middle and high schools.

"In the past, certain firms did most of the work for the district," says Marvin Taff, a former partner at Gensler and a design consultant to the LAUSD. "Now we're trying to

make sure we simply select the very best architects." Taff promises "no cookie-cutter schools."

"The designs have to reflect our desire to reform instruction," says Jackie Barham, the LAUSD official responsible for articulating the district's educational needs.

For example, besides classrooms, inner-city schools will have learning areas to cater to the child's "instructional family," which includes teachers, tutors, and family members. Schools near medical centers will have research laboratories.

Because the district failed to secure new sites during the last two decades, nearly one-fourth of the new schools will be carved out of existing noneducational structures. Sites under consideration include a former aircraft factory and an office building housing the Department of Water and Power.

A school designed for an expanding curriculum and adaptive reuse is Morphosis' addition to, and reconfiguration of, the 1912 Armory building in Exposition Park. Beginning in fall 2001, a K–5 elementary school will share this 196,000-square-foot facility with the Center for Science Learning. *David Hay*

Chicago's new public schools: \$2.6 billion program delivered with managing architect

An expedited building-delivery system allowed Chicago Public Schools (CPS) to complete a number of projects in a short period of time, giving the city schools a new look.

Since 1996, renewal of Chicago's 591 schools comprises 29 additions and 13 new buildings completed or under construction. The \$2.6 billion program, continuing through 2003, includes new construction, additions, and renovations for more than 100 schools overall.

The impetus for the physical changes to Chicago's schools began in 1993, when the Chicago Board of Education formed an advisory committee to set design criteria and engaged the local architectural firm DeStefano and Partners to develop prototypical components that would meet standards of economy, flexibility, adaptability, and expandability. The firm presented two configurations comprising classrooms, library, administrative space, gymnasium, and a cafeteria/multipurpose area.

Two elementary schools based on the DeStefano plans were built. In 1995 the Illinois General Assembly granted the mayor's office authority over the CPS, which accelerated the capital-improvement campaign. The city privatized the school design and construction-management process

in 1996, handing managing architect duties to DeStefano and Partners for the next four years.

This year, DeStefano and Partners opted out of the project, and OWP&P Architects, which had been overseeing the renovation of existing school buildings, was named managing architect for new construction projects.

To address issues of expedience and inclusion, DeStefano and Partners preordered steel, elevators, and kitchens, and developed a transfer package of half-completed construction documents to be handed to the architect of record for each project. A management-delivery system enabled the architects of record to stick to a project schedule of 20 to 22 months.

DeStefano and Partners design partner John Albright says, "By the time we transferred [the half-completed construction document package] to the architects of record, the building had been massed and sited, the floor plans had been configured, and construction documents were at 50 percent. All the interior finishes were non-negotiable." *Tom Connors*

Sandoval Elementary School (right) and Lavizzo Elementary School (below) by DeStefano and Partners.






PHOTO CREDIT: MAXWELL MACKENZIE

Key Characteristics

- abrasion resistant—rated for heavy duty commercial use*
- floor tiles available in both standard & slip-resistant finish*
- slip resistant exceeds ADA standards*
- unaffected by UV light*
- frost resistant*
- environmentally friendly; made with all natural materials*
- chemical resistant*
- waterproof*
- floor tiles are also suitable for walls*
- easy to maintain*
- stain resistant*

imagine what you can do with IT

Pacific Blue installed on the walls at a corporate café in Florida.

For information on stock tiles and our custom capabilities, please call Imagine Tile or visit our website

1.800.680.tile
www.imagnetile.com

CIRCLE 18 ON INQUIRY CARD




imagine tile™

Mies van der Rohe Prize awarded to State Pinoteca, a museum by Mendes da Rocha

The biannual Mies van der Rohe Prize for Latin American Architecture was awarded this past June to the State Pinoteca in São Paulo, Brazil, designed by Brazilian architect Paulo Mendes da Rocha, with associates Eduardo Argenton Colonelli and Welinton Ricoy Torres.

Established in 1988, the prize is sponsored by the Mies van der Rohe Foundation in Barcelona, which promotes cultural interchange between Europe and Latin America. The foundation has its ceremonial headquarters in the reconstructed Barcelona Pavilion



Exterior of State Pinoteca, with interventions such as removed window frames.

and is backed by the city of Barcelona and other local and Spanish institutions.

Mendes da Rocha's design is a free and contemporary adaptation of a century-old school in São Paulo's historic center, in which original patios are roofed in glass and high catwalks bridge vaulted spaces. Born in 1928, Mendes da Rocha designed the Brazilian Museum of Sculpture in São Paulo (1995) and the Serra Dourada Stadium in Goiânia, Brazil (1975).

The other five finalists for the prize were a beach house in Lima, Peru, by Alexia León; the Reuter House in Cachagua, Chile, by Mathias Klotz; a union vacation resort in Ytú, Paraguay, by José Luis Ayala, Alberto Marinoni, and Solano Benítez; the Manantiales Building in Santiago, Chile, by Luis Izquierdo, Antonia Lehmann, José Domingo, and Raimundo Lira; and the School of Social Sciences at the National University of Colombia in Bogotá by Rogelio Salmona.

Ricardo Legorreta chaired the jury that included Terence Riley of



The stripped-down interior includes additions such as a circular stair.

the Museum of Modern Art in New York and architects Dominique Perrault of France, João Luis Carrilho da Graça of Portugal, Silvia Arango of Colombia, Enrique Browne of Chile, Hugo Segawa of Brazil, Jorge Silvetti of Boston, and Ignasi de Solà-Morales of Spain. The award will be presented in a ceremony at the Barcelona Pavilion later this year. *David Cohn*

Landmark show of Barragán's work at Vitra in Weil am Rhein

Thorough and lively, the new landmark show on Mexican architect Luis Barragán (1902–1988) marks the culmination of a major Vitra Design Museum initiative that began with the acquisition of the Barragán archive in 1994. *Luis Barragán: The Quiet Revolution* continues at the Frank Gehry–designed museum in Weil am Rhein, Germany, through October 29.

Visitors to the exhibit encounter vividly painted walls and a photographic portrait of Barragán, video presentations of his work, and three robes designed by Barragán for Roman Catholic priests.

Blueprints explain the evolution of projects including the Casa Gilardi with its interior pool.

Numerous photographs depict 1920s houses in the Jalisco province of Mexico and large-scale projects in and near Mexico City. Items providing more personal insights include the architect's riding crop, his dramatic sketches of horses, early working drawings of seesaws and swings, and original copies of ARCHITECTURAL RECORD (September 1931, January 1935, and April 1937)—the very first publication of Barragán's achievements.

Videos follow the labyrinthine character of interiors, gardens, and chapel at Tlalpan. Upstairs, and



somewhat lost, are large-scale models of urban plans from the 1970s and many color images of the sculptural towers at Ciudad Satelite. Designed by Bruce Mau, this exhibition is extraordinarily ambitious. Surely it deserves more

space. Beginning in November, the exhibition travels to Vienna, London, Rotterdam, and Tokyo, and shows in North and South America are planned. An accompanying book is forthcoming in October. *Raymund Ryan*



Images of the sculptural towers at Ciudad Satelite are included in the exhibit *Luis Barragán: The Quiet Revolution*.

The right door can make any place more inviting.



Now, think what our custom doors could do for your home. A door with no boundaries, save those of your imagination. A door handcrafted in the Old World style from the most beautiful hard woods available: Genuine Mahogany, Cherry, Maple, Walnut and Northern Red Oak. International Wood Products can deliver this door. All the way from your mind straight to your dream home. 1-800-877-9482 ext. IWP2 www.iwpdoor.com



©1999 JELD-WEN, inc. All rights reserved. JELD-WEN, IWP and the IWP logo are registered trademarks of JELD-WEN, inc., Klamath Falls, OR.

CIRCLE 19 ON INQUIRY CARD

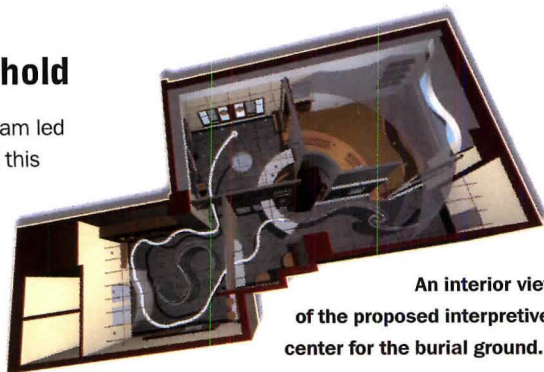
African burial ground on hold

After nearly a decade of controversy, a team led by IDI Construction Company was named this spring by the Government Services Administration (GSA) as the competition winner to design and build an interpretive center for an African burial ground in lower Manhattan. The team completed a design, but a number of snags are delaying the project.

The site was active in the 18th century as a burial ground for as many as 20,000 Africans, some of whose remains were discovered in 1991 during construction of the 34-story Foley Courthouse by HOK. When well-preserved human remains were unearthed, opposition to construction grew. The GSA agreed in 1992 to stop construction on a portion of the burial ground and appropriate funding for analysis, and eventual reinterment, of approximately 400 human remains. The site, considered one of the nation's most important colonial-era archaeological discoveries, is now a city historic district and a National Historic Landmark. The Foley Courthouse was completed in the mid-1990s.

Out of a \$21 million GSA commitment to the burial ground for scientific research, public education, and memorialization, \$1.6 million has been allocated to the interpretive center, which will be located inside the Foley Courthouse.

A multi-disciplinary team of New York-based designers, curators, and researchers—including architects Jacqueline Hamilton, Paula Griffith, Atim



An interior view of the proposed interpretive center for the burial ground.

Annette Oton, and Jasper Whyte—won the competition. Many on the team are of African descent. "It was meant to be a competition that sought out fresh new faces and ideas, and that's what this team stands for," says Peggy King-Jorde, the GSA consultant who administered the competition. "There's a real spirit in this culturally diverse group."

The preliminary design for the 2,000-square-foot interior space, which overlooks the burial ground, is divided into four areas that will feature multimedia exhibits to reflect the traditional African perception of the four stages of life—birth, maturity, death, and rebirth. In the final space, a simple "altar" invokes the sacredness of the burial ground, which will be visible through a large window. An exit leads into a portion of the burial ground left intact, where a memorial will be constructed.

Although IDI has completed design work, the interpretive center is now on hold until the completion of a final scientific report on the excavated burials from the Cobb Laboratory at Howard University. That research is halted due to contract and budget disagreements. *Andrew Blum*



Valerio Dewalt Train Associates
Chicago, IL

WINNING DESIGN FIRM

Joseph Valerio, FAIA;
Randall Mattheis; Ken Wertz;
Nancy Willert

DESIGN TEAM

Midwest regional campus of
3Com Corporation,
Rolling Meadows, IL

PROJECT

Ultron® VIP Nylon 6,6

CARPET FIBER

Development may create L.A.'s Times Square West

If the owners of the Staples Center sports arena have their way, the southwestern end of downtown Los Angeles will become "Times Square West." Currently, the blocks surrounding the Staples Center and the Los Angeles Convention Center are desolate and unwelcoming. But the proposed L.A. Sports and Entertainment District, a two-stage, 3.7-million-square-foot development, could change that.

To be completed by 2004, the first stage includes a much-needed 40-story, 1,200-room hotel, a 5,000-seat theater, and a retail/restaurant complex. The second stage of the development, to be completed by 2010, includes 800 units of housing and an additional hotel east of the Staples Center.

"The linchpin of the entire development is the ability to build the hotel adjacent to the convention center," says Timothy Leiweke, president of the L.A. Arena Land Co. The plan, which requires public subsidies and city approval, has been criticized by Los Angeles City Council members because backers include Rupert Murdoch and Denver railroad magnate Phil Anschutz. Advocates for downtown Los Angeles revitalization are concerned about the inward-appearing proposed design. Carol Schatze, of the Central City Association, says, "We don't want downtown to be a series of closed mini-villages." *David Hay*



FOR THE BEST DESIGNERS, THE

MARK OF EXCELLENCE IS THE DOC.

FOR CARPET, IT'S ULTRON® VIP.





doc

winner of the

A high-tech firm turns corporate “city” in this Doc Award-winning design. An atrium with three-story precast panels defines “main street,” leading to “neighborhoods” in other areas. Over-scaled carpet patterns with Ultron® VIP play against wall colors in this creative space.

the best designs use the fiber of choice:

Ultron® VIP
nylon 6,6

Enter the 2000 Solutia Doc Awards!
800-543-5377, 770-951-7600 or www.ultronvip.com.

CIRCLE 20 ON INQUIRY CARD



iDESIGN™ ONLINE CONFERENCE



**SUDDENLY YOU'RE
THINKING BIGGER**

This October, you can experience the design vision for the digital economy first hand — and free. Autodesk® announces the iDesign Online Conference 2000, a series of over 60 live online seminars dedicated to helping you harness the power of the Internet and the potential of iDesign. Seminar topics include:

- Business-to-business collaboration and e-commerce in the building industry
- Save time locating design resources with Autodesk Point A™
- Leverage your design data to increase profits
- Design build: The future of AEC

Sign-up now at:

www.autodesk.com/idesignonline

autodesk®

Brought to you by:

ARCHITECTURAL
RECORD



COMPAQ



© 2000 All trademarks and logos are owned and/or registered by the respective companies indicated.

Record News

WWII Memorial redesigned, on track for construction

Friedrich St. Florian's revisions to the proposed World War II Memorial have satisfied Washington's Commission of Fine Arts, which voted unanimous 6-0 approval of the resubmitted design on July 20. The National Capital Planning Commission, which usually follows the lead of the Commission of Fine Arts, must approve the plan. That approval is expected September 7. Groundbreaking would take place November 11, Veterans' Day, with completion scheduled for Memorial Day, 2003.

Although the memorial design was approved, the Commission of Fine Arts meeting drew an unusually large crowd; witnesses speaking against the design outnumbered supporters in five hours of testimony.

St. Florian's scheme has faced an uphill struggle since he was awarded the commission through a national design competition in 1997, two years after the memorial's location was approved. The Commission of Fine Arts rejected the initial design. Opponents criticized the location on the axis of the National Mall, and the size and imagery, which they claimed evoked imagery of the imperial architecture of Nazi Germany.

The current scheme has shed all interior programmed spaces, including exhibition halls. Sunken six feet below street level, it features a pared-down exterior sculptural plaza surrounding the Rainbow Pool. Two pavilions commemorating the Atlantic and Pacific war theaters mark the central plaza's north-south axis. Openings in the pavilions and arches make the design more transparent than previous



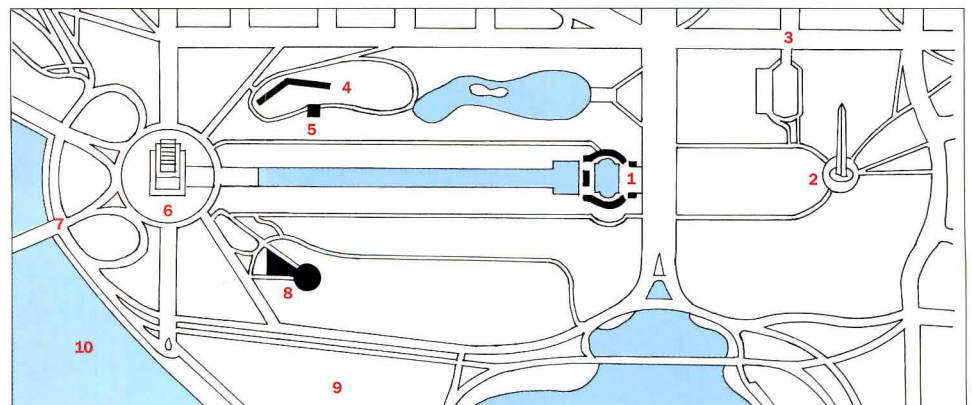
The Commission of Fine Arts—approved WWII Memorial features 56 granite pillars and two pavilions commemorating the Atlantic and Pacific theaters of war.




schemes. The central plaza is ringed by 56 granite pillars (one for each state and territory at the time of war) hung with bronze wreaths. An entrance plaza leads to the memorial from 17th Street NW to the east. A central sculpture has yet to be designed.

Reductions in the memorial's scale ensure that substantial tree growth around the area will be preserved. St. Florian has also accommodated those who felt the memorial was obstructive to the Mall's visual axis between the Lincoln Memorial and Washington Monument. The American Battle Monuments Commission has already raised most of the projected \$100 million construction cost.

JEC and Ellen Sands



1. WWII Memorial
2. Washington Monument
3. Constitution Avenue
4. Vietnam Veteran's Memorial
5. Vietnam Women's Memorial
6. Lincoln Memorial
7. Arlington Memorial Bridge
8. Korean War Veterans Memorial
9. FDR Memorial Park
10. Potomac River



sustainable design

s i x t y f o u r c o l o u r s


made from
LIGNASIL

www.maderatile.com

1.800.767.4495

CIRCLE 21 ON INQUIRY CARD

News Briefs



Bilbao Bank (left) by Sáenz de Oiza (right)

Spanish architect Sáenz de Oiza dead at 81 Francisco Javier Sáenz de Oiza, one of the founding fathers of contemporary Spanish architecture, died of cancer on July 18 at age 81. A bold innovator and a charismatic teacher, Sáenz de Oiza inspired generations of Spanish architects with his restless avant-garde spirit of experiment and speculation.

Sáenz de Oiza's constant experimentation resulted in a radically eclectic body of work. Over the

course of a 50-year career, he designed buildings that Rafael Moneo, his most famous pupil, considers among "the most important of the 20th century."

Sáenz de Oiza led the post-World War II reintroduction of Modernism to Spain with the Basilica of Aránzazu and the rationalist Entrevias

public housing in Madrid, both in 1956. His 1968 Torres Blancas apartments in Madrid featured textured concrete cast in cantilevered cylindrical forms. Kenneth Frampton called Sáenz de Oiza's 1981 Bilbao Bank in Madrid one of the most elegant towers of the 20th century, with floors suspended from the central core and a sophisticated skin of glass and Cor-Ten steel. In later works, such as the 1987 Festival Palace of Santander, Sáenz de Oiza championed a rugged Postmodernism.

Sáenz de Oiza, director of the School of Architecture of Madrid in the early 1980s, designed the Spanish Embassy in Brussels.

Sáenz de Oiza leaves his studio to the four architects among his seven children. His ashes will be buried near his summer house in Majorca. *David Cohn*

AIA diversity leader Walter Blackburn, FAIA, dies

Indianapolis architect Walter Blackburn, FAIA, a national leader on diversity issues, died of cancer on August 9 at age 62. A native of Indianapolis, Blackburn graduated from Howard University in 1963. He was president of Blackburn Architects and a prominent civic leader in Indianapolis.

Blackburn was instrumental in raising awareness of diversity issues at the national level of the American Institute of Architects (AIA) in the 1990s. He spearheaded the



National Underground Railroad Freedom Center by Blackburn

formation of the AIA Diversity Committee, leading to subsequent AIA Diversity Conferences. He was elected AIA national vice president in 1994. Thanks to Blackburn's efforts to promote diversity, the AIA became more welcoming to all. "People who had never felt at home in the organization now found they had a place to gather," says Marga Rose Hancock, Hon. AIA, executive vice president of AIA Seattle.



Blackburn

Blackburn designed the National Underground Railroad Freedom Center, currently under construction in Cincinnati.

ALUMA-VULT

Go ahead, throw us a curve. Because ceilings weren't meant to be flat.

Curved, freeform, or vaulted.....you create the design, and Aluma-Vault defines the ceiling. It's a versatile, curved metal ceiling system with so many panel shapes, sizes and colors to choose from, it's easy to take your design from concept to reality.

What's your **BIG IDEA?**

Top it off creatively with Aluma-Vault. Like all of Gordon's other quality specialty ceiling products, Aluma-Vault is built to meet your highest expectations.

Contact us for our new product brochure or lookup our website: www.gordongrid.com

GORDON

INTERIOR SPECIALTIES DIVISION
P.O. Box 4347 SHREVEPORT, LA 71134

CALL 1-800-747-8954

FAX TOLL FREE 800-877-8746

Structural™




KIM LIGHTING

16555 East Gale Avenue
City of Industry, CA 91745
626/968-5666

CIRCLE 106 ON INQUIRY CARD

www.kimlighting.com



News Briefs

Hadrian Predock and John Frane win museum job

Predock_Frane Architects, based in Venice, Calif., has won a competition to design a \$17 million Central California History Museum in Fresno. Predock_Frane Architects is a partnership of Hadrian Predock, AIA, son of Antoine Predock, FAIA, and John Frane.

The winning scheme features multiple layering, with a grid of columns, layers of glass, trellis sunshades, and clusters of cherry trees.

"It's the most important project in our lives," Predock told the *Fresno Bee*. "We're going to be so committed to it. It's our number one priority."



Central California History Museum



Building Big host David Macauley


Building Big Ever wonder exactly how the great structures of the world were built? If so, you may want to watch the five-part PBS series *Building Big*, airing five consecutive Tuesday evenings beginning October 3. Series host and narrator is David Macauley, author-illustrator of *The Way Things*

Work. Each episode will focus on a different structure type: bridges, domes, skyscrapers, dams, and tunnels. Program highlights include the Brooklyn Bridge, the Pantheon, the

Chrysler Building, Hagia Sophia, and Boston's Big Dig. The series will answer burning questions such as: How does a dam resist the crush of million of gallons of water?

Safdie's Telfair proceeds An addition to the Telfair Museum of Art in Savannah, Ga., designed by Moshe Safdie, FAIA, received approval from the city's historic review board on July 12. The 40,000-square-foot, three-story building was originally budgeted for \$15.5 million, but the cost is expected to grow after two years of delays.

Safdie's design had been met with public debate and opposition from Savannah preservation groups. Safdie modified his design accordingly. The building will have an



Telfair Museum by Safdie

African-American art gallery, an outdoor sculpture garden, an auditorium, gift shop, and offices. Construction is expected to begin later this year.


Down to two for Blanton After presentations by six firms for the Jack S. Blanton Museum of Art project at the University of Texas at Austin, the museum's architectural advisory committee narrowed the field to two on August 21: Kallmann McKinnell & Wood Architects of Boston and Michael Graves & Associates of Princeton, N.J. The Regents' Facilities Planning and Construction Committee will make a final decision in early October.

D.C.-area airports expand

Both Washington Dulles International Airport and Baltimore-Washington International (BWI) Airport are planning ambitious expansion programs.

Only one year after a \$1 billion expansion was completed, a \$3.4 billion six-year expansion has been approved for Washington Dulles International Airport. BWI, the second-fastest growing airport in the country, announced a ten-year, \$1.3 billion expansion plan August 9.

How would you feel if someone copied your designs?



You work so hard to be original, you'd be outraged if someone stole or copied your drawings. It's true of Autodesk® software, too. We work hard to develop the best design tools for you. And using an illegal copy is theft. But you can do something about it. Call 1-800-NO COPIES* or visit www.autodesk.com/piracy to report pirated Autodesk software. You'll feel a lot better.

autodesk®

©2000 Autodesk, Inc. Autodesk and the Autodesk logo are registered trademarks of Autodesk, Inc. in the U.S. and other countries. The Empire State Building design is a trademark of Empire State Building Company. All rights reserved. *All communications are completely confidential.

PHOTOGRAPHY: PREDOCK_FRANE ARCHITECTS; MICHEL DOCTON; MOSHE SAFDIE AND ASSOCIATES

Changing The Way You Think About Walls™

textra
Glass Textile Wallcoverings

Johns Manville's glass textile wallcovering adapts to various surroundings as easily as a chameleon.

Durable *Textra*™ is offered in a choice of woven-in patterns. Yet it's also designed to be painted and can be repainted up to 8 times. This unusual combination of texture, color, and performance opens up infinite possibilities.

Now available in North America, glass textile wallcovering has been used for decades in Europe - where it even hangs in the Louvre museum. Easy to install, *Textra* camouflages minor wall surface irregularities. It holds up in high-traffic areas, hides dirt, and can be quickly patched if ever necessary. Non-toxic and flame-retardant and strong, it actually increases the dimensional stability of the wall. And unlike vinyls, *Textra* is porous and is an ideal component of a breathable wall system.

Visit the JM web site at www.jm.com/textra or call 1-800-654-3103 for more information on *Textra*. You'll start changing the way you think about walls.



Johns Manville

CIRCLE 25 ON INQUIRY CARD

Sand Pebbles
#T9070

Textured Twill
#T8090



DEBUTING Sept. 11, new weekly web offerings.

news

projects

features

digital architect

green architect

business week/

architectural

record awards

interviews

dialogue

editorial

from the field

letters

virtual

architect

record houses

continuing

education

recruitment

advertisers/

products

professional

directories

about record

index

subscribe

advertise

shop record

submit an article

editorial calendar

email policy

privacy policy

contact us

events

site map

home

Mark your calendars....

Mondays: *Architectural Record* ARCHives

Sept. 11 - 'By Way of Introduction' - Introductory essay by Harry W. Desmond, *Record's* founding editor from the first issue of *Architectural Record* (July 1891)

Sept. 18 - Flash back to the opening of Mies van der Rohe and Phillip Johnson's Seagram Building, July 1958.

Sept. 25 - Read the 1905 *Record* article assessing architect Frank Lloyd Wright's work up to that time.

Wednesdays: New 'Green' features in Green Architect

Sept. 13 - DEP Headquarters in PA built on a brownfield with environmentally sensitive materials.

Fridays: Architectural Book & Media Reviews

Sept. 15: Check out the latest books, CD-ROMs, movies, and television programs about architects and architecture.



Daily News

Get the latest scoops from the world of architecture.

Projects



Record Interiors

Find links to people and products involved in *Record Interiors* and other *Record* projects. **Web Only** - Exclusive construction photos and sketches from **Georges Restaurant**. And a portfolio of photos from **Zumtobel Staff's Zurich** lighting showroom.

sponsored by
buzzsaw.com
an Autodesk® venture

Tune in to "From the Field"

Click for the latest buzz by *Record* editors from travels in the field - only on architecturalrecord.com. New journals are posted regularly.

Interviews

Exclusive interviews with leading architects including James Polshek and partners, Calatrava, Gehry, Legorreta, and others.

sponsored by
revit

Digital Architect

Connect to related high tech resources through **web-only IT Vendor Guides** and software reviews with links to manufacturer web sites. Find current and past coverage.

sponsored by
autodesk

Green Architect

Find web-only 'Green' product reviews, **links to manufacturers** and weekly features on **green** projects and issues. **New this month:** Pennsylvania's DEP Headquarters.

Earn CES Credits Online

Read *Record's* **building science** features/continuing education self-study courses and **file online for CES credits.**

The National Terrazzo & Mosaic Association

presents the



1999 HONOR AWARDS

The National Terrazzo & Mosaic Association, Inc.

110 East Market Street, Suite 200-A • Leesburg, Virginia 20176


In Virginia (703) 779-1022 • Toll Free (800) 323-9736

Fax (703) 779-1026 • www.ntma.com • officeNTMA@aol.com

National Terrazzo & Mosaic Association 1999 Honor Award

Atlantic Journey – Logan Airport

Boston, Massachusetts



PHOTOS BY LOU JONES

Architect
Cambridge Seven
Associates
Cambridge, MA

Designer / Artist
Jane Goldman
Somerville, MA

Come and take an “Atlantic Journey” at Logan Airport in Boston, Massachusetts. Artist Jane Goldman created this undersea adventure in response to a contest held by the Owner. MassPort invited artists to submit floor designs for a pair of pedestrian walkways. Contest participants were given the option to design in either Terrazzo or Ceramic Tile. Ms. Goldman chose Terrazzo because her vision of realistic-looking sea creatures did not lend itself to tile. Travelers have the impression of gliding along in a glass-bottomed boat as they are transported along moving sidewalks past 44 different species of Atlantic marine life. The scene is a welcome diversion for weary travelers young and old alike.

National Terrazzo & Mosaic Association 1999 Honor Award

Broadway State Office Building

Los Angeles, California

Architect
Johnson Fain Partners /
Nadel Architects
Los Angeles, CA

Designer / Artist
Johnson Fain Partners /
Nadel Architects
Los Angeles, CA

This Epoxy Terrazzo project was the renovation of an old State of California office building. The new terrazzo was installed over the old marble floor, with the colors and shapes designed to mimic the old marble floor. The terrazzo was installed without shutting down the building, so most of the work took place at night.



National Terrazzo & Mosaic Association 1999 Honor Award

Corradini Corporation Headquarters

Los Angeles, California



Architect

Calvin Smith & Associates
Laguna Beach, CA

Designer / Artist

Calvin Smith & Associates
Laguna Beach, CA

The entry of this building has a large black and red checkerboard floor, similar to many found in Italy. A serpentine design borders all corridors, which are accented by black diamonds every 10 feet. The central area of the building has a floral design, with large brass inlays, that was copied from a floor in Pompeii. The subtle colors are cement terrazzo, while the more vibrant colors were made with epoxy terrazzo. This project is truly a showpiece for a terrazzo contractor's headquarters.

National Terrazzo & Mosaic Association 1999 Honor Award

DuPage County Veteran's Memorial

Wheaton, Illinois

Architect

Wight & Company
Downers Grove, IL

This project is a bonded rustic terrazzo design in 5 colors, installed as the base of a Veterans Memorial. Brass and white metal were used in the strip design work. The inner circle of the design was ground and polished, with the outer circle remaining rustic terrazzo. The logo (design) work had to be laid exactly, so the Gnomon (sun dial) would accurately indicate not only the time, but hours until sunset, the day and the month.



National Terrazzo & Mosaic Association 1999 Honor Award

JOB OF THE YEAR

Carmel Clay Public Library

Carmel, Indiana



Architect

Meyer, Scherer, &
Rockcastle, Ltd.
Minneapolis, MN

Designer / Artist

Browning Day Mullins
Dierdorf, Inc.
Indianapolis, IN

Carmel Library's epoxy terrazzo flooring, according to many, is "A beautiful functional work of art." This job has very ornate terrazzo vine & leaf design "growing" throughout the main lobby. The terrazzo floor is complimented by a large precast terrazzo tread and riser monumental stairway. At all locations where terrazzo flooring was installed, a cast in place 6" high cove terrazzo base was installed for ease of maintenance.

National Terrazzo & Mosaic Association
1999 Honor Award

Hill Hall – Colorado School of Mines
Golden, Colorado

Architect
RNL Design
Denver, CO

Designer / Artist
Carolyn Braaksma / David Griggs
Denver, CO

“Alchemy Works” is a Colorado Percent for Art Project integrated into the construction of Hill Hall, Metallurgy Department at the Colorado School of Mines in Golden, Colorado. The design was enhanced by art treatment of the main floor, interior columns with terrazzo cove base, precast concrete accents at the building entries and facade, atrium window, and entrance plaza. Eleven different colors of matrix were used, separated by varied brass and zinc stripping, to “create designs based on the science of metallurgy.” The floor patterns are derived from microscopic views of metal crystalline structures and diagrams of metallurgical processes. One quarter inch thick brass alchemy symbols are scattered across the floor to denote modern metallurgy as the foundation in ancient alchemy. School of Mines students created brass and zinc stripping metallurgy symbols that were placed in select areas of the floor.



National Terrazzo & Mosaic Association
1999 Honor Award

Northside Hospital Women’s Center Addition
Atlanta, Georgia

Architect / Designer
Howell Rusk Dodson Architects
Atlanta, GA

The women’s hospital addition has an epoxy terrazzo floor installed in the entrance atrium and waiting area. The pattern is a free form design utilizing four colors. The Architect/Designer’s comments follow: “I wanted to use terrazzo for several reasons. The free form design pattern in the floor was quite intricate, and this allowed me to fulfill the expressive free flowing lotus blossom symbol of the building. I was also able to develop my own colors through quite a number of test samples to match the color scheme of the rest of the finishes. Lastly it provided the ‘cornerstone’ to permanently place the symbols I designed for the facility into the structure for the life of the building. In addition, the quality of the craftsmanship displayed on the job was that of days gone by. It is a rarity these days to find workmen that put that effort into their trade and are proud of it.”



PHOTOS BY WALT HEDGECOCK

National Terrazzo & Mosaic Association 1999 Honor Award

Savoie Residence

Bloomfield Hills, Michigan



Designer / Artist
Sally Savoie
Bloomfield Hills, MI


This rustic terrazzo patio installation was installed on a compacted stone fill in a 5" overall system. The surface was retarded, then pressure washed the following day to reveal the rustic surface. In lieu of expansion joints, 1/4" saw cuts were made at strategic locations a short time after the installation. The surface was then washed and two coats of sealer applied. The owner/designer wanted rustic terrazzo which gave the ability to form curves, create continuous rustic terrazzo treads and risers, and the desired non-slip surface. Also the warm earth tones of the dogwood pink granite complimented the existing colors of the surroundings.

National Terrazzo & Mosaic Association 1999 Honor Award

Swaminarayan Temple – I.S.S.O. of Chicago

Wheeling, Illinois

Architect
P.G. Engineering
Chicago, IL



It was obvious that terrazzo was the product best suited for use in this beautiful prayer room. The fact that custom colors could be produced was a significant factor in the selection of epoxy terrazzo. Prefabricated brass strip designs were utilized to create the six attractive feature logos in the floor.

National Terrazzo & Mosaic Association 1999 Honor Award

Union Station Worcester, Massachusetts

Architect

Finegold, Alexander, & Associates, Boston, MA

Union Station sat like a white elephant in the city of Worcester, Massachusetts. Built in 1911 and abandoned since 1974, the 90,000-sq. ft. train station was home to a flock of pigeons and a pile of rubble when, in 1997, the Worcester Redevelopment Authority decided to restore the building to its former glory. With an emphasis on historical preservation and restoration, and using several old photos as their guide, architects recreated Union Station in its heyday.

Because the existing Terrazzo floor was badly damaged, architects chose to install a new 3/8" Epoxy Terrazzo to match the original 3-color design, rather than attempt repair. Terrazzo was installed throughout the building, including the Grand Hall, Rotunda, and Main Waiting Area. The rose-colored field complements the restored Terra Cotta walls, and the embedded radial pattern leading to the Precast Terrazzo stairs echoes the radius of the Rotunda. The new and improved Union Station will be home to Commuter Rail, Amtrak, city buses, shuttles, and taxis and is expected to reinvigorate the surrounding retail area.



National Terrazzo & Mosaic Association 1999 Honor Award

Villa Christina Restaurant Atlanta, Georgia

Architect

Schneider Wright, Inc.
Atlanta, GA

A five color curvilinear epoxy terrazzo design is used for the lobby and aisles. Glass chips and epoxy matrix produce deep rich features for this upscale restaurant. This is what the project Architect had to say: "The management of Villa Christina wanted to replace the original hand-painted concrete floor with a low-maintenance flooring that would rival the unique character of the original floor and compliment the colorfully artistic design of the restaurant. Critical to the decision to use terrazzo were the ease of cleaning and longevity terrazzo floors have always been known for. Ultimately, terrazzo was selected for the unlimited palette of color and texture combinations, and the ability to naturally blend free form curvilinear shapes into the design—a uniqueness difficult to achieve with most other single flooring materials."



National Terrazzo & Mosaic Association 1999 Honor Award

Plaza Las Americas

San Juan, Puerto Rico



SPECIAL ART
AWARD

Architect

RTKL Associates, Inc.
Washington, DC

Designers / Artists

Myrna Baez
Marta Perez Garcia
Nick Quijano



The Owner commissioned three published Puerto Rican artists to paint culturally significant pieces that were to be used in the renovation of this upscale mall. Terrazzo was selected for its versatility of shapes and colors. The Owner recognized that if these works of art were to be "brought to life," it could only be done with terrazzo materials and by terrazzo artists.



National Terrazzo & Mosaic Association 1999 Honor Award

Virginia Beach Higher Education Center

Virginia Beach, Virginia


Architect

Moseley Harris & McClintock
Virginia Beach, VA

Epoxy terrazzo was selected for this Old Dominion University satellite facility because of its design flexibility, attractiveness, durability, and ease of maintenance. The beautifully proportioned terrazzo layout encompasses four colors, chosen to complement the exterior masonry and stone work as well as the interior woodwork. One of the colors was designed specifically to match the Old Dominion University "blue" school color. In addition to the flooring, this outstanding use of terrazzo also includes precast stair treads, risers, stringers and wall cap. The overall terrazzo design provides a sense of charm and distinction to the atrium and adjoining areas.



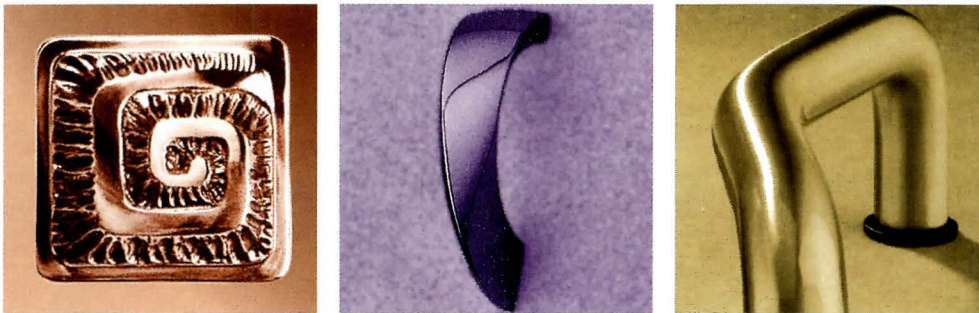
Ordinary



TRIMCO has a unique line of quality hardware products from the ordinary to the extraordinary. Our *MasterCraft*, *Modern Masterpieces* and architect-designed *Focal* lines give you a wide range of exquisite, handcrafted door pulls and tasteful contemporary door trim.

We also offer a complete line of Life Safety Products including Push/Pull Latches, Auto Flush Bolts, Door Coordinators and others as well as Anti-Vandal and Heavy Duty Products for schools and public buildings.

Our in-plant capabilities and award winning design and engineering departments enable TRIMCO/BBW to take your idea, implement your concept, and then manufacture it to your specifications.



CALL US AT 323/262-4191 OR FAX TOLL FREE 800/637-8746 EMAIL: TRIMCOBBW@AOL.COM



TRIMCO offers the broadest range of sturdy and tasteful accessory door products. For additional information see our website at www.trimcobbw.com or in the *SweetSource* CD and at the *SWEETS* web site: www.sweets.com

CIRCLE 26 ON INQUIRY CARD

EXTRAORDINARY

Come to the Source ...



AXOR®

hansgrohe



... to Axor Starck, the newly expanded designer line from Hansgrohe - complete from lav mixer to high quality accessories. Now available, the revolutionary two handle, single hole mount mixer, based on Starck's renowned simplistic design. Like to see more... call 1-800-719-1000.

Hansgrohe, Inc. • 1490 Bluegrass Lakes Parkway • Alpharetta, GA 30004 • Tel 770 - 360 - 9880 • Fax 770 - 360 - 9887

www.hansgrohe-usa.com

CIRCLE 27 ON INQUIRY CARD

High design without High-Tech: A new generation of Brits delivers antidotes to the High-Tech stars

Correspondent's File

By Laura Iloniemi

This is the time for talented young British architects to shine—even if they are not High-Tech stars. Savvy young architects, who were forced to find creative means to stay in practice during the recession of the early 1990s, are benefiting from a steady flow of funds for cultural projects and from the residual hype surrounding the High-Tech star architects.

The architectural scene in Britain has enjoyed a boom since the establishment of the country's national lottery in 1994. Since then, a plethora of funds has become available for cultural projects. The Arts Council, a British arts policy body, vetted proposals and selected the worthiest for financial backing. Some companies began specializing in putting together convincing lottery funding applications, and cities, towns, and counties of all sizes have planned or built new museums, exhibition centers, theaters, concert halls, visitor gateways, and sports facilities. To attract the general public, clients often emphasized the importance of easily recognizable architecture. As a result, architects in the 1990s too often sought the postcard effect of the Sydney Opera House.

The High-Tech architects, including Norman Foster and Richard Rogers, have won many competitions for high-profile lot-

tery-funded landmark projects. Foster's wins include Wembley Stadium, the Great Court at the British Museum [AUGUST 2000, page 30], and the Millennium Bridge [AUGUST 2000, page 28]. And Rogers' practice designed the most prominent lottery-funded project of all, the Millennium Dome



The silver-gray terra-cotta-clad Walsall Art Gallery by Caruso St. John (left) and the Peckham Library by Alsop and Störmer (right) have attracted much attention.

[DECEMBER 1999, page 78]. Some would consider the bounty given to High-Tech stars with already-booming practices like Foster and Rogers unfair, but the hype generated by their projects has, in some ways, been beneficial to all.

Antidote to High-Tech

British clients have become more design conscious and are selecting talented young architects for projects that, while relatively small, have enabled practices to show off

their design skills. The Walsall Art Gallery by Caruso St. John is an exemplary lottery-funded project of this kind. Located near Birmingham, the gallery represents an unusually mature approach for a practice's first major commission. The silver-gray terra-cotta-shingled structure, with the gravitas of a civic building,



towers over Walsall near the former city boundary. Its solidity, massing, and materiality, as well as the way the gallery gradually reveals itself, are a contrast to the immediacy and transparency common to High-Tech. When the Walsall Art Gallery opened, it was heralded in the local press as representative of a new architectural camp and a welcome antidote to High-Tech.

The government's initiatives for encouraging good design through the Arts Council has created a cul-

tural climate for constructing not only visitors' attractions, but inner-city improvements as well. The London borough of Southwark has been a leader in its numerous collaborations with architects to revitalize this area south of the Thames. The decision to have the Tate Modern in Southwark's old

power station has been a catalyst for many other developments nearby. Far beyond the Tate's lime-light, however, worthwhile projects are also taking place. For example, away from the river, Southwark has a poor inner-city urban community called Peckham. The new Peckham Library by Alsop and Störmer is a wonderful example of regeneration in this type of context. The library, clad in green copper, colored glazing panels, and undulating stainless steel, provides a generous new

Laura Iloniemi is an architectural writer based in London. She studied the history and philosophy of architecture at Cambridge.

Correspondent's File

public space, sheltered under the horizontal reading room that cantilevers from a five-story block. Inside, the reading room is composed of a double-height space dominated by three timber-clad pods on stilts that house meeting rooms and additional reading areas. Floor-to-ceiling colored glass panels bathe the children's library room in multicolored light, making the building inherently friendly. Not surprisingly, the library is a magnet for local residents.

Market stalls serve Hackney

In the London borough of Hackney, in the northeast corner of the city, similar steps have been taken toward urban regeneration. Hackney has Britain's largest population of artists, and comparisons to New York's SoHo have been frequent, due to similar loft spaces available in Hackney's vacated warehouses and industrial buildings. The modest-size Hackney Market Stalls by Hawkins Brown Architects is ingenious in its ability

they could contribute to the built environment. They learned to make something out of nothing. Therefore, what is perhaps most exciting about the variety of British work is not only design, but also approach to practice and procurement methods. During the recession, the younger generation of architects learned the necessary entrepreneurial skills for acquiring funding for projects and for promoting themselves to local authorities, developers, and other private clients. This enabled the younger generation to introduce good design into places around Britain where it otherwise did not exist or was not prevalent: the public spaces of small urban communities, car parks, bus sheds, modest-size offices and other commercial spaces like shops, bars, and hair salons.

Retaining existing elements

In London, a project that has generated a great deal of interest among architects and the public is

WHAT IS PERHAPS MOST EXCITING ABOUT THE VARIETY OF BRITISH WORK IS NOT ONLY DESIGN, BUT ALSO APPROACH TO PRACTICE AND PROCUREMENT METHODS.

to enhance the urban fabric in an ethnically and economically diverse neighborhood. The project, a row of 10 stalls used for selling goods such as handicrafts, is housed in prefabricated steel pods with adjacent studio space. The project was conceived from within its context—Hawkins Brown is based in Hackney and the firm works closely with the local council.

The growing number of architects seeking to collaborate with local authorities, usually with limited budgets, is a direct result of the hard-hitting recession of the early 1990s. A lack of work and resources at that time forced architects to be very imaginative in how

Howarth Tompkins' refurbishment of the Royal Court Theatre in Sloane Square, Chelsea. The project is fascinating in the way Howarth Tompkins has carefully retained and exposed selected elements of the existing, badly deteriorated Victorian building, which is protected as a historic structure. The two theater spaces, entrance hall, corridors, lift shaft, underground restaurant, and administrative spaces each have their own visual language expressed in a rich palette of materials distinguishing them as parts of a whole. Even the back-of-house extension is clad in three carefully selected materials: red-



A creative use of materials highlights the exterior and interior renovation of the Royal Court Theatre in Sloane Square, Chelsea (above). Select elements of the original building were retained and exposed, and new materials include red-painted steel, cedar wood, and Cor-Ten mesh. The Hackney Market Stalls by Hawkins Brown Architects, housed in prefabricated steel pods, engage the neighborhood (left).

THE FUTURE OF CONTINUING EDUCATION!

Introducing RedVector.com

Now you can get professional continuing education online, without ever having to leave your home or office...

- ▶ NO Travel
- ▶ NO Hotels
- ▶ NO Boring Seminars

With RedVector.com, you can fulfill all of your continuing education requirements ONLINE, in real time.

The RedVector.com website provides you with the information you need - when you need it, 24 hours a day.

Our online Group Hosts are trained in the rules and regulations of every state, and are available "live" 18 hours a day, seven days a week for personal interaction. Our entertaining format is designed to keep you up to date, satisfaction guaranteed.

- ▶ FREE Personal Online Assistance
18 hours a day, 7 days a week, 7AM-1AM EST
- ▶ FREE Online Course when you register as a new user
- ▶ FREE Updates on news and events in your profession
- ▶ FREE Submission of completed credit hours to State Licensing Boards
- ▶ FREE Messaging Forum interaction with other industry professionals

Visit RedVector.com today and discover the industry's largest selection of continuing education offerings!

Mention this ad and receive a **FREE ONLINE COURSE** when you register as a new user at www.RedVector.com



Continuing Education For Licensed Professionals

CIRCLE 28 ON INQUIRY CARD

Email: info@RedVector.com or Call 813/207-0012



Correspondent's File

painted steel, cedar wood, and Cor-Ten mesh.

Post-recession, British cities are still benefiting from a frugal outside-the-box approach. For example, Birds Portchmouth Russum Architects has designed an imaginative footbridge in London's eastern borough of Newham. The bridge connects two girls' school buildings across a busy main road. The solution had

to be economical, so the architects opted for a structure of steel hoops with fabric stretched over them—similar to a covered wagon. The Newham footbridge is a good example of how careful insertions within a streetscape can be an effective means to uplift an area.

The best of the young architects are focusing increasingly on how pieces contribute to the overall built environment rather than on



Fabric covers this footbridge by Birds Portchmouth Russum Architects.

individual buildings alone. The result is a more cohesive urban landscape with modern, but not necessarily High-Tech, interventions in London and throughout Britain. As the

younger firms gain recognition and obtain more prominent commissions, new British architecture will soon not be so singularly equated with High-Tech. ■

Additions and renovations to London museums debut

When it comes to art museums in London, you'd be forgiven for thinking that the new Tate Modern by Herzog and de Meuron is the only show in town. This year, however, has seen the completion of several other important cultural projects in the capital.

The cognoscenti prefer to


ignore the new Tate and its crowds, and head instead for the transformed National Portrait Gallery (NPG), tucked away behind the better-known National Gallery on Trafalgar Square. This cluttered and somewhat eccentric collection of portraits of Britain's great and good, from Tudor times onward, has now been given a new heart by architects Sir Jeremy Dixon and Edward Jones. After the 17-year saga of their remaking of the

Royal Opera House in Covent Garden, which opened in late 1999, Dixon and Jones received the commission from NPG for an exemplary, lower-key project. They have not disappointed. A three-story-tall lobby, in what used to be a concealed light well, has a long escalator that ascends to a new Tudor Gallery. Another new gallery devoted to late-20th-century portraits is suspended by steel hangers in the space beneath and opens to the atrium by means of angled sections of side wall that provide hanging space and solar control.

Dixon and Jones also had a hand in the revamped Somerset House, the Georgian palace of civil servants built by Sir William Chambers on the north bank of the Thames by Waterloo Bridge. This has long been a hidden gem, despite the existence of the Courtauld Gallery and Institute in its northern ranges. Its great courtyard, in recent years used as a parking lot, has been restored by conservation specialists Donald Insall Associates. Dixon and Jones designed a cascade of computer-controlled fountains in the courtyard and a lightweight summer cafe on the restored Embankment Terrace. The cafe is an open-air, demountable structure on a timber plinth, with an

umbrella-style, tensile fabric roof canopy on steel columns. The southern ranges of this sprawling complex now contain the sporadically kitsch Gilbert Collection of precious artifacts, previously in California, in a fine contemporary installation by architects Peter Inskip and Peter Jenkins.

Elsewhere, Oregon-born, London-based architect Rick Mather has been busy on two of the capital's best-loved and most historically sensitive small collections. Sir John Soane's exquisite Dulwich Picture Gallery in the southern suburbs, the first purpose-built public art museum in the world, has been subtly restored and given new facilities, including cafe and lecture hall, in an understated Modern glass-and-steel front courtyard extension by Mather that leaves the original building visually untouched. In the center of town, Mather's task was similarly to extend the Wallace Collection on Manchester Square by glazing over the courtyard of this landlocked, formerly aristocratic town house and excavating four new galleries and a small lecture hall beneath it. You'll enjoy the Wallace's new courtyard cafe, but you may wonder at the relative clumsiness of its roof. Mather, known for his delicacy of touch, must have lost a battle with the accountants there. *Hugh Pearman*



Clockwise from top left: the interior courtyard at the Wallace Collection, addition to the Dulwich Picture Gallery, interior of the Gilbert Collection by Inskip and Jenkins at Somerset House, and the National Portrait Gallery.

Never underestimate the enemy (Or, what to do when the IRS comes a-knockin')

Practice Matters

By Mark E. Battersby

If you receive a call from the IRS this month, don't be surprised. Traditionally, in August the Internal Revenue Service (IRS) begins selecting those tax returns from the previous year which will be audited during the next 12 months. While the IRS' annual report reveals that less than 2 percent of individual tax returns are targeted for an audit, this rate is doubled for business owners and professionals. And now that the IRS is armed with a guide on architectural practices, the risk of an audit's resulting in additional tax bills is substantially higher.

In 1995, as part of its Market Segment Specialization Program (MSSP), the IRS studied a number of American architecture firms. The study probed how architectural practices run their businesses (i.e., how projects are documented, tracked, and billed) and where many of them fail to keep the necessary records, fail to categorize business expenses properly, and, in a few cases, how they avoid reporting all of their income. By helping the IRS' examiners better understand the nature of the architectural profession, the resulting guide points out those areas where architects are most likely to err.

Employing an improper tax year is one example. Generally speaking, all personal services corporations, partnerships and S-corporations are required to be on the calendar year. Exceptions are made only if the architectural practice can establish a

Mark E. Battersby is a financial and tax advisor with offices in the suburban Philadelphia community of Ardmore, Pa.

business purpose for a different accounting period.

According to the IRS' annual report, over 85 percent of the returns audited contain errors and omissions. These can range from very simple oversights, such as failing to include the correct taxpayer identification number, to more complicated issues, such as misinterpreting a provision of the tax code. The complexity of our tax laws can be a pitfall for architects who may have made every effort to file a complete, accurate, and honest tax return.

Here is an instance in which a common method employed by architectural firms may result in errors owing to the complexity of the tax law: Many architectural practices do business as Qualified Personal Service Corporations, defined by the tax code as "any corporation substantially all of the activities of which involve the performance of services in the fields of health, law, engineering, architecture, accounting, actuarial science, performing arts, or consulting." Qualified Personal Service Corporations are permitted by the code to use the cash receipts and disbursements method of accounting. This means that, as a general rule, income is counted only when it is received but expenses are deducted when they are paid. This is a great advantage for any firm with a high level of accounts receivable. For accurate financial-reporting purposes, many firms keep their books on the accrual basis, by which income is included as billed and expenses are deductible when incurred. Such firms will then make year-end adjusting

journal entries to bring them back to the cash basis for tax purposes by eliminating accounts receivable and accounts payable. Use of this dual method is perfectly legal but can be complicated. If errors are made in the translation from accrual to cash,



Beware: The tax person cometh.

a firm's return may be vulnerable to audit challenge.

If selected, a firm must show its books and records to the IRS, either at the place of business (a field audit) or at an IRS office (office audit). The IRS admits the audit process can average 44 weeks. "In theory, the objective of the IRS and its auditors is to conduct an audit with a minimum of effort and disruption," says Alan J. Preis, a Certified Public Accountant who works in Florham Park, N.J. "In many instances, an audit requires as little as one or two days and results in no assessment."

Many sole practitioners and owners of small firms may decide to represent themselves at an IRS examination. They should be aware that, at any time during the audit, they may suspend the process by requesting the right to seek outside assistance and consult with a repre-

sentative—be it a tax attorney, CPA, or the professional who prepared your practice's returns.

In the majority of audits, disputes arise not so much over interpretation of the tax law, but rather over which deductions can be documented. The IRS is aware, thanks to that MSSP study, that most architects keep complete records of their projects so that they are prepared in the event of litigation. More important, the IRS also knows that architects must carefully track the status and profitability of each job to make good business decisions. Thus, if an IRS examiner discovers missing or incomplete job files when it comes time to substantiate deductions, the MSSP report suggests that this is a strong indication of possible unreported income.

As a result of the MSSP study, the IRS knows how an architecture practice should work, what its tax year should be, which accounting method it should use, and even where to look for unreported income. Because the IRS is so savvy, it is important to select an appropriate tax professional. Preis suggests that architects approach the process of hiring an accountant as methodically as most clients select their architects. Interview extensively and try to find someone who understands the business of architecture and already has other clients in the profession.

The best method for reducing the risk of audits, however, is also the most obvious—be honest. Don't underestimate the enemy. The IRS doesn't just know about accounting. It also knows about architecture. ■

Building On Generations Of Experience



*W*e're committed to the future! At EAGLE Window & Door we continue to offer a rich heritage of superior craftsmanship. Many of our employees are second- or third- generation window crafters, and remain the strength and heart of our business. That's why we're reinvesting in our community by building a new, state-of-the-art manufacturing facility. From the oldest, continually-operated window and door facility in the country (circa 1860's) to the newest, EAGLE is dedicated to carrying on a long-standing tradition. Isn't it time you experience a legacy in the making!



For information about EAGLE, call (800)453-3633 or visit our website at www.eaglewindow.com.



© 2000 EAGLE Window & Door, Inc. - Dubuque, Iowa
An American Architectural Products Corp. Company

CIRCLE 108 ON INQUIRY CARD

What to save? Midcentury Modernism at risk

Critique

By Richard Longstreth

No period in American architecture encompassed more sweeping changes, possessed a greater sense of dynamism, and approached the diversity of views and expression than the post-World War II era. During the period between the mid-1940s and the early 1960s, the United States enjoyed world leadership in what was then simply referred to as modern architecture. This was a significant change for a country that previously had persisted in embracing eclecticism and Art Deco rather than the radical agendas of the avant-garde.

This rich legacy is in trouble. For many years it was taken for granted. Much of it was later vilified, and most of it is now largely forgotten. Changing taste, new programmatic needs, improved systems, demands for more intense land use, and a host of other factors are placing many significant examples of postwar architecture at risk, and embarrassingly little is being done about it.

False sense of security

To a certain degree, a false sense of security exists because the most famous work of the mid-20th century appears to be safe. Skidmore,

Richard Longstreth is professor of American civilization and director of the Graduate Program in Historic Preservation at George Washington University, Washington, D.C. He just completed a two-year term as president of the Society of Architectural Historians.

Owings & Merrill's Lever House in New York City and the Inland Steel Building in Chicago are protected by landmark ordinances, as are Ludwig Mies van der Rohe's Seagram Building in New York City and Lake Shore Drive apartments in Chicago. Frank Lloyd Wright's Marin County Civic Center in California is a National Historic Landmark, Richard Neutra's Kaufmann House in Palm Springs, Calif., has been lovingly restored by its new owners, and Philip Johnson's compound in New Canaan, Conn., will become a museum. Time after time in recent years threats to well-known and widely admired modern symbols of the postwar era have been met by onslaughts of protest and, for the most part, unsuccessful resolution.

Eccentric indulges in kitsch

When one looks beyond the rarified world of the most famous examples, the situation is very different.

Take the work of Bruce Goff, for example. As David De Long's meticulous research has shown, Goff ranks among the most original American modernists of the century and one of the few followers of Wright to develop his ideas in significantly new directions. But in many circles Goff remains cast as an eccentric who indulged in kitsch, designing peculiar houses in remote heartland towns. Little notice was taken when the 1956 Joe Price House near Bartlesville, Okla., one of Goff's greatest designs and one of the most extraordinary dwellings of the period, burned sev-

eral years ago in a fire of suspicious origin. What will become of other Goff houses, lesser known and unappreciated except by a small band of devotees?

Several books and a major exhibition have failed to sufficiently broaden the public or professional consciousness to expect much

to Eduardo Catalano, William Wurster, John Johansen, Raphael Soriano, Fred Keck, O'Neil Ford, Paul Thiry, Charles Goodman, Paul Rudolph, Carl Koch, and Ralph Rapson.

Building types reshaped

Modern houses are a particularly



The Price House near Bartlesville, Okla., is considered one of Bruce Goff's greatest designs. The house burned in a suspicious fire.

protest against the destruction or insensitive remodeling of this work. One might argue that Goff is too far from the mainstream and that it is not fair to use him in projecting a general pattern. However, the prospects are seldom brighter for a host of other architects whose houses received considerable coverage and much praise in their day—from Harwell Hamilton Harris

fragile resource. Often they sit on land that has become very expensive; they are out of the public view and are too frequently appreciated by new owners more as real estate than for their historic value. But buildings experienced by hundreds, evens thousands, of people daily are no less vulnerable. The pioneering designs of Morris Ketchum and Victor Gruen, who

Critique

marshaled Modernist ideas to redefine local retail centers as regional shopping centers, have been completely marginalized, although they were heralded as major accomplishments by the architectural press in their day. Forgotten, too, has been the semi-

nal work of Ernest Kump in reconceptualizing the public school as an informal assemblage of pavilions and open space. Journalists, practitioners, educators, and many others have become so infatuated with formalist critique that many tend to forget that mid-20th-cen-

tury Modernism was driven as much by a search for programmatic innovation as by the pursuit of aesthetic and technological virtuosity. Modern architects helped reshape nearly every building type—a point that is rarely articulated today. Eero Saarinen, for instance, redefined the air terminal, Mies and SOM did the same for the office tower, and Louis Kahn redefined the art museum.

Hostile preservationists

With some notable exceptions, preservationists are not taking the lead to protect the recent past. On the contrary, many of them seem conspicuously nervous, sometimes even hostile, regarding mid-20th-century modern architecture.

A striking example of the failure of what is now a well-established process to protect work of exceptional caliber can be found with the Cyclorama Building (1959–62) at Gettysburg National Military Park in Pennsylvania. Designed by Richard Neutra as the visitors' center, the Cyclorama Building was the flagship of the National Park Service's Mission 66 program and one of the most sophisticated works commissioned by any federal agency on home soil during the period.

Characterized by a contrasting huge cylinder and ramp leading to an observation deck overlooking the battlefield, the Cyclorama Building stands as an important capstone to Neutra's long career. It is one of the most accomplished large-scale

The endangered Cyclorama Building by Richard Neutra serves as the visitors' center at Gettysburg National Military Park.



Today's environments demand more from their shades...

Style, protection, view and alignment.

Critique

Neutra projects exhibiting the dynamic, conflicting qualities that interested the avant-garde between the world wars. Poorly maintained by the Park Service for over two decades, it has not aged gracefully.

The Pennsylvania State Historic Society and the president

National Historic Landmark. The Advisory Council on Historic Preservation stands firm with the Park Service, insisting that a Modernist building detracts from the battlefield and that the two should not continue to coexist. Others remain indifferent, believing that because the building is not,

ONCE CONTEMPORARY ARCHITECTURE LOSES THE CACHET OF NEWNESS, WILL IT BE CONSIGNED TO OBLIVION?

of the National Trust approved an initiative by the current park superintendent that calls for the demolition of the Cyclorama Building to make way for a faux restoration of the battlefield site. Subsequent efforts to validate the building's significance have met staunch resistance from Park Service leaders, even though the building does meet criteria as a

after all, a textbook classic, it may not warrant a preservation effort. Many of the leading architects and historians who support the Cyclorama Building's preservation—including J. Carter Brown, director emeritus of the National Gallery of Art; Robert A.M. Stern, FAIA, dean of the Yale School of Architecture; and Neutra biographer Thomas Hines—predict that

the time will soon come when its loss will be seen as a major breach of faith by those charged with protecting the nation's historic resources. The impending destruction of the Cyclorama Building, no less than the recent loss of the Joe Price House, is symptomatic of our ignorance and neglect of Modernism's legacy.

Disappear with little notice

If important works by internationally renowned figures disappear with little notice, much less debate, what about the broader body of significant architecture that did so much to shape the 20th-century landscape? What will become of buildings created by the Kochs, the Wursters, the Sorianos, the Kumps, and the many others that figured in major ways?

A few major monuments may symbolize an era, but they do not define it. Work that is a part of our everyday lives is crucial to understanding the past and, equally important, to giving us a yardstick

for what we ourselves do. If Modernism is regarded and treated as an impermanent phenomenon, it will ultimately have little impact on shaping the future. If it is, instead, to accrue meaning over time, the work itself must endure. Architects should take a much more active role in assuring the preservation of our modern architectural heritage. Unlike many preservationists, architects understand that heritage and know that mid-20th-century Modernism is one of their profession's greatest legacies. What happens to that legacy can tell us much about how we will value the architecture of the present and of the future.

Once contemporary architecture loses the cachet of newness, will it be consigned to oblivion, known to later generations only in photographs? The forces of change have accelerated to the point where we cannot allow the new to become unquestionably old before we take steps to protect it. We risk losing an important part of the record. ■



MechoShades® and ElectroShades® meet the need for a healthier more productive space by providing...

- Solar protection & view
- Assured alignment
- Glare & brightness control
- Energy efficiency
- Controlled daylight
- 10 Year Fit-For-Use Warranty
- Minimal maintenance

Manual MechoShades and motorized ElectroShades are available for standard windows, greenhouses, atriums and skylights—all integrated into a uniform cohesive environment.


For more information call
1 877-774-2572



MechoShade®

MechoShade Systems, Inc.
42-03 35th Street, Long Island City, NY 11101
<http://www.mechoshade.com>
CIRCLE 31 ON INQUIRY CARD

Both patterns
are guaranteed
for a lifetime.



C/S, the inventor of modern wall protection, breaks the mold once again. Introducing The Acrovyn Chameleon Collection, the only patterned wall protection guaranteed for a lifetime. That's right, a lifetime! Because we've developed a proprietary fusion bonded technology that seals the pattern inside the protection.

The Acrovyn Chameleon Collection, another reason nothing else is Acrovyn. For more information, call 1-888-621-3344 or visit www.c-sgroup.com.

C/S Acrovyn® Chameleon Collection™

CIRCLE 32 ON INQUIRY CARD

Urbanism of the new and everyday varieties inspires a trio of books

Books

By Clifford A. Pearson and John E. Czarnecki

Suburban Nation: The Rise of Sprawl and the Decline of the American Dream, by Andres Duany, Elizabeth Plater-Zyberk, and Jeff Speck. New York: North Point, 2000, 290 pages, \$30.

Summing up more than 20 years of experience administering first aid to the wounded American landscape, the authors of *Suburban Nation* cover a lot of ground (no pun intended). From the roots of sprawl in the federal government's subsidies of highway construction and home mortgages to the fraying fabric of certain inner-city neighborhoods, this book provides a clear-eyed overview of what's gone wrong with postwar development in the U.S., why it happened, and what can be done to fix it.

Duany and Plater-Zyberk, the king and queen of New Urbanism, along with Speck, the director of town planning at Duany Plater-Zyberk & Co., write the kind of prose everyone can understand and include information that gets attention. For example, in explaining the paving of America, the authors note that the city of Houston "provides the equivalent of 30 asphalt parking spaces per resident" and that the Virginia Department of Transportation Regulations describes trees lining state roads as "FHOs: Fixed and Hazardous Objects."

None of this story is new, and people who have heard Duany and Plater-Zyberk speak at conferences will find most of their findings familiar. But to pull together all their observations and prescriptions for

healing the physical environment and to do it in such an accessible manner is an impressive accomplishment. The book addresses both the physical and policy aspects of suburbia and suggests what architects and laypeople can do.

Whether or not you agree with the solutions offered by Duany, Plater-Zyberk, and Speck, it's hard to argue with their diagnosis of what ails our metropolitan regions. As they explain at the beginning of this book, "The problem with suburbia is not that it is ugly. The problem with suburbia is that, in spite of all its regulatory controls, it is not functional: it simply does not efficiently serve society or preserve the environment." Clifford A. Pearson

Charter of the New Urbanism, by the Congress for the New Urbanism. New York: McGraw-Hill, 1999, 160 pages, \$50.

An important work that defines the tenets of New Urbanism, this book serves as the group's manifesto. The charter illustrates the 27 principles of New Urbanism, from the scale of regions to neighborhoods and buildings, and pairs each with an essay by a different author. Now followers of the movement can use the charter to defend their work and detractors can refer to it when presenting their side of the debate.

Graphically pleasing, the book reads well but appears staid and reserved. The subject should be vibrant and alive, but instead some of the authors lapse into the

repetitive rhetoric that offers critics easy targets in countering the New Urbanists' approach.

When defining the problems of today's development patterns, the text is clear and seductive. However, the solutions posed by the charter are rooted in a predominantly upper-middle-class American baby-boomer ideal of a city. In his essay, Harvey Gantt asks, "If the goal of New Urbanism is to rekindle the American Dream (admittedly an ephemeral and spiritual goal) ... then a significant thrust of this movement must focus on the existing core city." Certainly this is true, but whose American Dream is being rekindled? Why must the focus be American? The test of the Charter of New Urbanism will be its timeless quality. Will students and practitioners refer to the charter in 30 years as they do with Jane Jacobs, Kevin Lynch, or Christopher Alexander? John E. Czarnecki


Everyday Urbanism, edited by John Chase, Margaret Crawford and John Kaliski. New York: Monacelli, 1999, 256 pages, \$40.

The making of small, distinctive public spaces is the focus of *Everyday Urbanism*. It is these spaces, rather than the overly designed ones by architects and landscape architects, that collectively make cities interesting, the editors assert.

"Twentieth-century designers have found it nearly impossible to forge approaches that empower, rather than simulate, urban

spontaneity. Urban designers must incorporate these elusive elements: ephemerality, cacophony, multiplicity, and simultaneity," writes John Kaliski, one of three Los Angeles-based editors of the book.

Everyday Urbanism's essays, by a variety of architects and writers, fall into two sections: "Looking at the City" and "Making the City." The most substantive work is by Kaliski and Crawford, who initiated




Books

the concept for the book with a series of urban design studios at SCI-Arc. Crawford makes a compelling case for rethinking conceptions of public space and identity. Kaliski, who is also a practicing architect as well as a teacher, critiques urban design as a profession and ends with a comparison between the two current poles of urbanist thought: "New Urbanists retreat to mythohistoric narratives while Koolhaas' Generic City projects a hypermodern dystopia of city as shopping mall."

The remainder of the book contains a mixed bag of essays making the case for alternate urbanisms, some more relevant than others and all culled from experiences in California. As a whole, though, *Everyday Urbanism* is a welcome collection in which everyday places are celebrated.
John E. Czarnecki

Starck, with essays by *Sophie Tasma Anargyros, Ed Mae Cooper, and Elisabeth Laville*. New York: Taschen America, 2000, 448 pages, \$40.

The cover of this comprehensive new book on Philippe Starck's work—which features a shirtless Starck with cryptic phrases such as "God Is Dangerous," "We Are Mutants," and "Tomorrow Will Be Less" written across his torso—suggests an abstract look at his work. Instead, *Starck* is a straightforward collection of almost 1,000 images of the man's witty and functional designs. While each image is identified only by name, city, and year, an overview in the back of the book provides a bit more information (though not nearly enough for someone looking for an encyclopedic account of the designer's projects and products).



The monograph divides Starck's work into four categories: architecture, interiors, furniture, and industrial design. Projects include hotels such as the Royalton and Paramount in New York, St Martins Lane in London [JANUARY 2000, page 90], and the Delano in Miami Beach, as well as restaurants such as Asia de Cuba in New York and Felix above the Peninsula Hotel in Hong Kong. Starck's diversified product designs for Driade, Flos, Kartell,

Alessi, and Cassina, among others, are covered extensively and include home electronics, lighting, toothbrushes, a motorcycle, and StarckNaked, a transforming garment for women. Starck's "Good Goods" catalogue, a collection of "non-products for non-consumers" (another Starckism), includes objects as disparate as a gas mask, a kayak, and organic basmati rice. Accompanying the designs are photos of Starck expressing himself in a variety of humorous ways, and silly cartoons of Starck with French captions in the spirit of the "Drawn Out Dramas" on the borders of *MAD Magazine*.

The book ends with interviews with the designer by Elisabeth Laville and Sophie Tasma Anargyros, and a short essay by Ed Mae Cooper, translated into English, German, and French. *Starck* perfectly captures the personality of its famous subject and is a colorful addition to any contemporary design library. *Rita Catinella*

Water changes *shape*. Drops of rain.

Blocks of ice.

Waves of ocean.

Water changes *color*.

From crystal clear.

To earthy browns.

To brilliant greens.

Water constantly
reinvents itself.

New Media


Planet Architecture, CD-ROM series. Los Angeles: *in-D Design & Production*, for Mac and Windows platforms, \$30 (www.in-D.com).

Digital technology for architectural design has matured at a speed that would make even a Pentium chip blush with embarrassment, but technology for the display of architecture has lagged well behind.

In-D, an electronic publishing company, has sought to rectify this lapse with a series of CD-ROMs called, collectively, *Planet Architecture*. The series now comprises five one-disc volumes, divided into two categories: monographs and building typologies (with projects by a collection of architects). Monographs include work by R. M.

Schindler, Will Bruder, and Eric Owen Moss. The first two building-type collections present recent houses from architects such as Morphosis, Rick Joy, RoTo, Mark Mack, Scogin Elam Bray, Bruder and Moss.

Each disc contains pictures of the various projects, plans, interviews with the architects, and virtual-reality representations of several interiors. The methods for displaying the photos vary from disc to disc, as does their effectiveness.



The virtual-reality sequences suffer from a lack of adequate technology. Stitched together as several contiguous, flat images, these virtual sequences are too small to show anything in detail and are distorted, as if seen through a fish-eye lens.

The architect interviews are by far the most valuable part of the product. The editors of the discs stay invisible, and the architects go into some depth on their design philosophies and the specifics of their projects, especially on the monograph CDs, which are particularly interesting. The discs have gotten progres-

sively better at exploiting the available technology (the Eric Owen Moss monograph is the most recent release), and the \$30 price is still less than most large-format architecture books. And books don't talk.

Kevin Lerner

I Quattro Libri dell'Architettura, by Andrea Palladio. Oakland: Octavo Corp., \$45.

This reproduction of Palladio's *I Quattro Libri dell'Architettura* does not pretend to be much more than a faithful, sumptuous facsimile of a rare first edition. Nor does it need to be much more to be a worthy addition to a digital library.

The book, which comes on one disc, is presented in high resolution as an elegant, full-screen Adobe Acrobat file. Palladio's illustrations can be copied and reproduced in other programs, and the text—both the original Italian and the English translation—is searchable. Robert Tavernor, a professor of architecture at the University of Bath, provides an introduction to Palladio's work and to his book.


If you've ever wanted to see the original edition of this classic or copy its drawings without pressing the 430-year-old tome into a photocopier, this version should satisfy.

Kevin Lerner

You can, too, with **copper.**

Copper is rugged, durable, malleable. It can be shaped into striking profiles or delicate patterns. Copper evolves. The sun, rain and air transform it into unique and surprising colors. The Copper Development Association has programs to help you work with this versatile metal. Design Assistance. Information Resources. Technical Specifications.

Whet your imagination. Explore copper and its many alloys. For help on a project, or simply more information, call 888-427-2411. And visit us at <http://architecture.copper.org>.








Project: Robertson Branch Library
City of Los Angeles
Architect: Steven Ehrlich Architects

COPPER

Unique. Beautiful. Enduring.

CIRCLE 33 ON INQUIRY CARD

WE'VE GOT A LOT IN STORE



At The Vistawall Group, we've helped create major malls throughout the country. Talk about store credit.

From our curtainwall and skylights to our custom windows and doors, our products enhance some of the nation's finest meccas of merchandise.

We're your single source supplier: designing, engineering and manufacturing custom products for everything from major shopping and retail centers to the corner convenience market.

The Vistawall Group. We've got a lot in store.



800-869-4567

fax: (972) 551-6264

<http://www.vistawall.com>

THE VISTAWALL GROUP
BUTLER MANUFACTURING COMPANY

VISTAWALL
ARCHITECTURAL PRODUCTS

MODULINE
WINDOW SYSTEMS

NATURALITE
SKYLIGHT SYSTEMS

SKYWALL
TRANSLUCENT SYSTEMS

CIRCLE 34 ON INQUIRY CARD

Dutch architect Lars Spuybroek of Nox gets visionary in Nantes, France

Exhibitions

by Claire Downey

Riding the high-speed TGV train from Paris to Nantes, you can easily imagine being propelled in a time capsule. A picturesque landscape of farms and small chateaux, seemingly unchanged over two centuries, flies past the window. The scenery lulls the senses into a state of nostalgic bliss, which is probably the best way to arrive at Nantes' academic, classical Musée des Beaux-Arts to see the *Vision Machine* exhibition. Passersby would never suspect what lies within, particularly the centerpiece of the show, a walk-in environment designed by Lars Spuybroek and his Rotterdam-based firm, Nox.

Nantes, on France's Atlantic coast, is the birthplace of Jules Verne, the 19th-century visionary novelist whose *20,000 Leagues under the Sea* (1870) and *Journey to the Center of the Earth* (1864) took his readers on fantastic adventures into the unknown. As part of France's ambitious cultural calendar for the year 2000, the city of Nantes has organized five exhibitions around the theme "Jules Verne and Imaginary Worlds." The *Vision Machine* exhibition is certainly the most audacious of the group, although the one with the least obvious link to the imaginative writings of Verne.

Filling the first-floor atrium and gallery spaces, *Vision Machine*

Claire Downey is an international correspondent for RECORD who lives in Paris and serves as editor of This City Paris, a quarterly English-language magazine on Paris culture.

celebrates artists' fascination with exploring the limits of space and perception via technical advances from the end of the 19th century to the present. To illustrate this theme, exhibition curator Arielle Péleñc has chosen over 250 works of architecture, video, painting, and photography for display by such artists as Tanguy, Matta, Finsterlin, and Claude Parent. Many of the pieces are contained within Spuybroek's own three-dimensional setting.

The title, *Vision Machine*, comes from the project that the artist Frederick Kiesler developed between 1938 and 1942 in his New York-based Laboratory for Design Correlation at Columbia's School of Architecture. Kiesler wanted to create an audiovisual machine that could emulate the process of vision, the passage of the image to the brain, and then the interpretation of that image—both consciously and subconsciously—by the artist.

Kiesler's machine would take into account the latest techniques for measuring light, sound, and thought patterns. Unfortunately, not everything he needed existed at the time and he never completed his study. Kiesler did realize several "biotechnique" installations, including the Mobile Home Library [SEPTEMBER 1939, page 60], and left hundreds of drawings, some of which are exhibited in Nantes.

Spuybroek's new version of a *Vision Machine* covers 2,000 square feet of the central atrium of the museum. Upon entering this all-white landscape, where even the floor plane rises and turns, vis-



In the central atrium of the turn-of-the-century Musée des Beaux-Arts in Nantes is a futuristic *Vision Machine* (top). The fluid form is both a work of art and an installation for viewing art (right).



Exhibitions

itors have the impression of walking onto a wave.

Spuybroek describes his project as a “wet grid,” a fluid architecture defying its Cartesian plan. According to the Dutch architect, Cartesian grids split the world into two planes—horizontal and vertical. For example, in the atrium, the eye looks up as the body walks forward. To reunite movement and vision, Nox Architects began the design process by calculating the location of eight parallel



double lines running at eye level from the entry to the rear of the museum. With the aid of a computer, they then created a “dynamic vortex,” using the same program a filmmaker uses to simulate the effect of a tornado. The lines were spun up and out. Taking the resulting diagram off the computer, Spuybroek and his team at Nox then followed the new line pattern with stiff strips of paper, using paper clips to hold them together at points of contact. From this makeshift model they were able to find the points at which the strips were self-supporting. Back at the computer, the architects translated the model into a real structure.

The resulting skeletal structure is made entirely of painted wood and covered with stretched white fabric. Interior space takes its form almost by chance, yet it is inside these peaked spaces that much of the artwork, including paintings by Klee and “X-ray” photography from the turn of the century, is hung. The structure is both a work of art and a machine for seeing.


Here “vision machine” refers to the relationship of the viewer to the art and the space. It could be argued that all museums are a

type of vision machine, yet the Nox project aims to facilitate a dynamic between our bodies, which are in perpetual motion, and the art, which is an act of creation. It’s difficult to say whether the interior space—which at some points is very narrow—eases our perception of the art, but it certainly doesn’t interfere. It is successful in being both dynamic and intimate at the same time.

Some of the work in the show amplifies this theme remarkably. For instance, the Orgone Helmet, created in 1996 by Studio Van Lieshout, completely covers the head and shoulders, allowing no light to enter. This not only deprives the wearer of sensory perception but is intended to promote clear thinking.

Some of the architectural drawings and models on display might seem dated in comparison to the Nox design. Instead, it puts them into a context of continuity. Projects like Coop Himmelblau’s 1967 Villa Rosa and Archigram’s “Instant City,” designed in 1968, invited us to radically change our mode of living—which we haven’t done. Nor have we taken Jules Verne’s lead and traveled to the center of the earth, but as this exhibition points out, for every new advance that we do embrace, there are always visionaries who will push us to go even further. ■

The skeletal structure is made entirely of painted wood and stretched white fabric (top) and covers 2,000 square feet in the central atrium of the museum (near right). The peaked interior spaces display much of the artwork and photography depicting visionary subjects, selected by curator Arielle Péleuc (far right).





PAREX EIFS

EXTERIOR INSULATION AND FINISH SYSTEM

We have the **S**ystem you need.

If you need a
secondary moisture barrier...

YOU NEED KEYCOAT

New Liquid Membrane Adhesive 395A

A proven 100% acrylic
water resistant membrane
plus an EPS adhesive
in a single coat.

PAREX®

800-537-2739 PAREX Inc. Headquarters: 1870 Stone Mountain-Lithonia Rd, Redan, GA 30074
800-780-6953 Western Region: 11290 South Vallejo Court, French Camp, CA 95231

www.parex.com

CIRCLE 35 ON INQUIRY CARD

100%
ACRYLIC
POLYMERS

MEMBER OF



Writhing forms and biomorphs invade Venice for this year's Biennale

Exhibitions

By Michael Stanton

The seventh Venice Biennale (www.labiennale.org) runs June 18–October 29. Held at the Giardini di Castello and Venice Arsenale, it includes work by hundreds of architects from around the globe.

Installed in every pavilion of the sprawling Giardini, the city's public gardens, and inside the equally expansive historic shipbuilding area of the Arsenale, the Venice Biennale of Architecture presents miles of forms and millions of words relating to those forms. The volume of material and its international profile alone make this exhibition significant.

Like its more venerable sibling, the Art Biennale, with which it alternates years, this show is vast but not comprehensive. As always, the bias of the curator heavily influences content. In this case, Roman architect Massimiliano Fuksas imposed his professional concern for the look of architecture, assembling a festival of shimmering and writhing shapes dedicated to the topic "Less Aesthetics, More Ethics." Given the nature of the work that Fuksas chose for the sprawling areas of the Italian pavilion and Arsenale, the title of the exhibit seems somewhat ironic. The show contradicts its theme by displaying maximum aesthetics and is impressive as such.

This said, there seems to be a remarkable degree of uniformity in

Michael Stanton, an architect teaching in Beirut, has directed international workshops in Venice and Barcelona.

the exhibit curated by Fuksas. Biomorphs dominate with projects by Ben van Berkel, Lars Spuybroek, Wiel Arets, and MVRDV from the Netherlands. Few Swiss appear. The sparse American showing includes work by Greg Lynn, Michael Bell, Asymptote, Reiser + Umemoto, and Diller + Scofidio. The exhibit reveals that problems continue to plague the 100-year history of biomorph vocabulary, which began with Art Nouveau and followed through various episodes of Expressionism, from Catalan Modernismo and Erich Mendelssohn's projects of the 1920, to Deconstructivism's brief moment in the late 1980s.

From the virtual to the built


Biomorphism is inevitably associated with rhetoric hailing a new architectural revolution, defiance of the orthogonal, faith in the organic, and—at least to this observer's eye—a naïveté about the way the projects are expressed architecturally. In addition, these shapes remain hard to construct, as is demonstrated by the exhibition's few attempts to move them from the virtual realm into built form.

The U.S. pavilion features the work of Hani Rashid and his students at Columbia University and Greg Lynn with his UCLA studio. (Lynn also has work at two other venues, the gallery curated by Fuksas and the Austrian pavilion.) A central theme of the U.S. pavilion, where the Columbia and UCLA students can be seen working on further iterations of their projects, is new technology and its applications.

The idea is that the pavilion be an architectural test space and a contemporary research laboratory, not just an exhibition venue. While student work can be visually beguiling, it is, by definition, immature. To show such work adds to the inevitable impression that image, light, color, and curve are more

important than substance.

The real star of the Biennale is the medium of video/computer projection. Most spectacularly this format dominates the Corderie dell'Arsenale, which is lined with a 900-foot-long screen with continuous video images of metropolitan sprawl—social conflict, pollution, the



Slicing through the Corderie dell'Arsenale is a 900-foot-long screen projected with video images of urban sprawl (above). Hani Rashid and his Columbia students developed "Performance Modules" (left) for the U.S. pavilion.

Exhibitions

plight of refugees, new social centers, airports, and shopping centers—and includes interviews with 50 prominent architects. The coordination of this feat of projection and the visuals presented are the Biennale's greatest achievement, and the Corderie is its most successful space.


Browsing the digital world

With rare humor, the Dutch pavilion engages visitors with hospital beds that can be adjusted at the touch of a joystick and with computer monitors available for browsing the digital world. One is asked to remove oneself from the immediate surroundings of an exhibition and enter that of the office or home. While this is potentially an interesting shift, here it ends up being just tedious and alienating.

The Biennale both explodes through excess and underlines through repetition the insistent

questions raised by computer technologies. The show itself is dazzling, a long day (at least) of exposure to many international purveyors of image, if not ethics. Moments of it are individually sensational, like the street of monitors displaying talking-head architects shot against vivid pink, orange, green and blue electronic backgrounds in the Italian pavilion. All these famous architects declaim in a neutral din, replacing one another on video screens with the speed of TV commercials.

Unlike the imposing Art Biennale of last year, this show was largely unfinished on the first day of previews (architects will be architects) and was largely unpublicized, even in Venice. This haphazard and clandestine quality emphasizes the somewhat marginal status of architecture in today's larger cultural debates. ■



Where the virtual becomes real: a portion of the U.S. pavilion.

PHOTOGRAPHY: © DONATELLA BBIINI FOR ZECCO

**With 440 Sound Barrier,
the Only Sound
You'll Hear Is Applause.**

*Greystone
Pointe*

CLASSIFIED
UL Fire Rated System
Design No. L547

Go to your lumber yard for the floor system that gets a standing ovation

The professionals agree: sound control is one of the most important considerations for buyers of upscale condominiums. Builders from North Carolina to California have discovered that nothing deadens noise better in walls and floors than 440 Sound Barrier.

Lightweight, nailable and load-bearing, Sound Barrier can be installed in wall systems or directly under carpet pad, laminate floors and many other surface treatments. Unlike pumped-in concrete, it won't crack, break down or "dust up." Because it can be installed by the crew laying the floor or putting up the walls, in virtually any weather, Homasote installation won't delay construction. And with hundreds of units, this adds up to significant savings.

Superior sound deadening and lower installed cost are two reasons cited by the master condominium builders who specify 440 Sound Barrier, including Heritage Builders, Beaver Construction, Bostic Brothers and Simonini Custom Builders.



Environmentally friendly

Homasote is made from 100% recycled paper, with no asbestos or urea formaldehyde – a major selling point with today's sophisticated consumer.

Proven to work in independent tests

The Homasote system is proven by NVLAP certified labs; Homasote is a fire-rated material approved by Underwriter Laboratories (UL and ULC approved for use in all L500 floor & ceiling assemblies per the 1999 Fire Resistance directory; call for details.)

For more information on Homasote 440 Sound Barrier, call 800-257-9491, or visit us at www.homasote.com

440 SOUND BARRIER™
Acoustical Control Systems

Sound Deadening That Will Floor You.™

homasote
C O M P A N Y

800.257.9491
www.homasote.com



In the towns and cities of Mediterranean Europe, cemeteries are traditionally walled precincts situated outside the town. People of modest means inter their dead in niches in the walls, at least for as long as they can pay the rent (after a certain period, the bones are usually removed to a common ossuary).

Tales from the crypt: Style goes underground

Wealthier citizens own family tombs and mausoleums, which are set in ordered plots amid the walks and cypress trees within the cemetery walls.

The crypt shown here, an addition to the municipal cemetery of Zumárraga, in the heart of Spain's Basque country, combines this typology with that of an older Roman precedent, the catacombs. Zumárraga's original 19th-century cemetery lacked space for expansion, as the town had grown up around it. José A. Pizarro, then the municipal architect and now based in San Sebastián, convinced






the town fathers that the cemetery could be extended underground. He cleared the family tombs within the walls, leaving an open space of walks and grass that allows the precinct's amphitheater shape to become clearly visible. A central stair leads down to two parallel underground galleries, which are lined with more than 600 niches, as well as spaces for ossuaries. The galleries terminate at each end in two "ceremonial" or "expressive" rooms with matching sculptures: to the left, in a dark space of smooth curving walls, the black marble *Spirit of Evil*, by Reinaldo López; to the right, under an elaborate tracery of crossing beams pierced by direct sunlight, the sculpture *Angel* in green bronze, by artist Vicente Larrea.

As these symbolically charged chambers suggest, Pizarro designed the crypt with a certain theatrical flare. The drama extends from the dark Baroque flourishes of the descending entry threshold to the solemn rhythm of pilasters and beams that mark the underground walls and ceilings, and the oppressive low-arched openings that connect the galleries. The dusty air (the crypt is cleaned only once a year, for All Souls' Day, November 1) is dramatically pierced by narrow shafts of natural light. The lawns between the garden walks above are slightly raised, allowing light and ventilation to enter through small clerestory openings, while other shafts allow vegetation to take root underground. At the entry to what he calls his "City of the Dead," Pizarro has placed an inscription that reads, "This parochial cemetery was established for men, who die only once, and for the Final Judgment." Here, a provincial essay in Post Modernism has produced an eerie classic. ■

In a modern take on the tradition of catacombs, the eeriness is pierced only by a few shafts of natural light (above). More than 600 niches line the walls of two parallel galleries (previous page).

You've got to be tough to make it in the big leagues.

People expect you to perform night after night, year after year. That's why Sunbrella® awnings, canopies and market umbrellas are the perfect choice for any ball



park. Our solution-dyed acrylic fabric stands up to sun, wind, rain, and the occasional homer. The color is locked into the fibers. The

hues won't fade or wash out, and both sides of the fabric stay rich and vibrant.

During the game, Sunbrella keeps the fans in the Chop House restaurant cool. Our breathable fabric can




block 75% of the sun's heat while reducing a room's temperature 8 to 15 degrees. Laboratory tests also showed that the air underneath a

Sunbrella awning was 22% cooler than air under coated awnings.* In fact, Sunbrella can actually reduce air conditioning costs by 25%.




Even the maintenance crew benefits from the easy care Sunbrella offers. Mild, soapy water will wash away most dirt stains. Which gives the crew more time to sweep up millions and millions of peanut shells.

So if you're looking for a fabric that performs under pressure, give Sunbrella a tryout. For the dealer nearest you, check the Yellow Pages under "Awnings and Canopies."




sunbrella
GLEN RAVEN MILLS, INC.

*Based on tests conducted by the National Bureau of Standards (US Commerce Department). Awning installation by Georgia Tent & Awning, Atlanta, GA. The Atlanta Braves and Turner Field are registered trademarks of the Atlanta National League Baseball Club, Inc. ®Sunbrella and  are registered trademarks of Glen Raven Mills, Inc. www.sunbrella.com

Fernau & Hartman designs for improvisation at OXYGEN MEDIA

By Clifford A. Pearson

Explaining his design strategy for the offices of Oxygen Media in New York City, Richard Fernau, FAIA, talks of creating opportunities for “controlled accidents,” those unplanned meetings and conversations that, in a simpler era, supposedly happened around the water cooler. Instilling the water-cooler spirit throughout the headquarters of a fast-growing start-up company in the cyber age was a key challenge facing Fernau & Hartman Architects. Working within a very tight (though undisclosed) budget and a frantic one-year schedule for design, construction, and move-in, the architects elevated the adjectives rough, cheap, and mobile into virtues.

Oxygen is the women’s cable-television channel and online network founded and run by Geraldine Laybourne, who had turned Nickelodeon into a popular fixture in the cable-TV landscape. Partnering with Oprah Winfrey and some top Hollywood producers and funded by people such as Paul Allen, a cofounder of Microsoft, and Bernard Arnault, the chairman of LVMH (the French luxury-goods conglomerate that includes Louis Vuitton and Moët Hennessy), Oxygen is not your typical start-up, floating on youthful dreams. But it is a start-up and shares many of the same risks and challenges of any brand-new enterprise.

Laybourne and her husband, Kit, who is an animator and a key executive at Oxygen, “had a vision,” says Fernau, “but there were a lot of unknowns about their business when we got started.” Aiming to capture the great potential released by the “convergence” of television and the Internet, the Laybournes were charting new territory and targeting a market—women—that had often been taken for granted. Nobody knew how many employees the company would need or how fast the engine would run. So Fernau decided to give Oxygen “an armature for improvisation.” “We know we’re in a world of change, so we have to be extraordinarily flexible,” states Kit Laybourne. “And we know we have to make the place fun, so people—especially young people—will want to work here.”

Fernau had a long history of working with the Laybournes, having designed Nickelodeon’s offices in New York, the Disney Channel’s offices in Burbank, and a house in Colorado for the couple and their



PHOTOGRAPHY: © T. WHITNEY COX, EXCEPT AS NOTED; ANDRE SOUROUJON (TOP ROW)



The 21,000-square-foot top floor (below) has 35-foot ceilings, high enough to fit a small mezzanine at one end. About 500 people work at the headquarters, in a set of old buildings that was once a Nabisco factory.





At the heart of the office is a 50-foot-high atrium (left) anchored by two towers: a wood-clad one with conference rooms on each floor and another finished with cementitious board (opposite). Plush chairs encourage casual chats (below).

children. When the Laybournes started looking for a location for their company, they asked Fernau to help them scout properties. Of all the properties they investigated, the top two floors of Chelsea Market—a collection of 17 old industrial buildings near Manhattan’s meatpacking district—had “the most ‘oxygen,’” says the architect. “You could walk into that space with its 35-foot ceilings and take a deep breath.”

The talking cure

Starting in early 1999, Fernau and his partner, Laura Hartman, ran a series of three-day charettes at their offices in Berkeley, Calif., at which the key players—including the Laybournes—participated. The first charette “was mostly conceptual,” recalls Fernau, and dealt with the clients’ management style and the new company’s visual identity. “They wanted a place with buzz, a place that encouraged a free exchange of ideas.”

According to Fernau, much of the discussion “focused on the interstitial spaces, the spaces between the desks where people hang out and talk.” By the end of the charette, the clients and designers agreed on creating two kinds of such social areas: a few large ones where people from around the office can gather to talk informally and many smaller ones where coworkers can collaborate on projects.

Instead of traditional workstations, the architects decided to use



TEACHERS AT THE TOP OF THE CLASS



They’re a show-biz power couple who move in a charmed circle of Hollywood stars and wealthy businesspeople. Their programs have won Emmys and Peabodys. But they started out as teachers, which may explain why they’ve been so successful.

Geraldine Laybourne, the chief executive officer and founder of Oxygen Media, and her husband, Kit, the head of the company’s animation group, have risen to the top by never looking down at their viewers, a lesson good teachers always learn. Whether developing programs for kids watching Nickelodeon or teenagers glued to MTV, the Laybournes have won over audiences and critics with intelligent shows that also entertain.

Geraldine has the higher profile of the two and is commonly credited with turning a fledgling cable channel called Nickelodeon into a very lucrative piece of Viacom, Inc., then starting Nick at Nite and running MTV. After 16 years at Nickelodeon, she became president of Disney/ABC Cable Networks in 1996. Two years later she left to start Oxygen.

Kit is an acclaimed animator whose credits include *Gullah Gullah Island* and *Eureeka’s Castle* for Nickelodeon and *Liquid Television* for MTV. Earlier in his career he founded Noyes & Laybourne, a production company with filmmaker Eli Noyes. CAP



Spacecraft

OFFICE SYSTEM

desks worktables bookcases files
credenzas storage mobile pedestals
conference tables workstations



Create a creative workspace with the Spacecraft Office System. Over 140 pieces constructed of birch FinPly panels and brushed anodized aluminum supports. Please contact us for more information.



SPACECRAFT

1205 Manhattan Avenue
Brooklyn, NY 11222

718.383.9600

CIRCLE 40 ON INQUIRY CARD

www.spacecraftnyc.com



Most employees sit at open workstations along either stained-wood zippers (right) or one of the metal zippers (below). Desks sit on wheels so they can be pushed together.



a kind of theatrical scaffolding that would serve as both furniture and storage system and could be easily reconfigured to accommodate changing needs. “We called it a ‘double mother,’ because it would be a complete support system on both a technological and a social level,” explains Fernau. Shortly after the first charette, the architect brought his car into the repair shop to get a tire fixed and noticed the metal shelving system for holding tires. A lightbulb went on in his head. “I asked myself, ‘What if you could inhabit an industrial pallet-rack system?’”

Marrying the double mother with the tire racks, the designers developed what became a key element in the Oxygen offices—the “zipper.” An adaptation of an industrial shelving system made by the Equipto Company, the zipper would be a spine of workstations with attitude. Desks would roll on in-line-skate wheels so they could be huddled together or pulled apart. Storage “suitcases” would slide along the upper portion of the metal framework. Acoustical “gull wings” painted like colorful checkerboards would flap out from the spine for privacy. Task lights would swivel on metal arms. The modular assembly of attached workstations would make it easy to add, subtract, and adapt individual pieces.


“We were moving really fast. Even before they signed a lease at Chelsea Market, we were designing the zipper,” says Fernau.

Equipto, which had always targeted the industrial-building market, was thrilled at the chance to work on an office interior and perhaps find a new source of customers, recalls Alison Murphy, the director of facilities for

Oxygen. Meanwhile, the designers kept adding more elements to the zipper: open cable trays, nesting file cabinets, and perforated-metal “butterfly-wing” partitions—not all of which made it into the final design.


The second charette investigated a variety of schemes for laying out the offices. Although the Laybournes preferred open spaces with workstations—to encourage “schmoozing” and discourage corporate hierarchy—they agreed to have some private offices. They also decided to carve out an atrium with an open stair connecting Oxygen’s two main floors (the building’s 7th and 8th), giving up some valuable square footage to create an attention-grabbing central volume rising nearly 50 feet up. Two “towers” would anchor the atrium: one with conference rooms on each floor and the other with editing and production spaces. The participants at the charette debated whether the main entry should be on the 7th or the 8th





THERE'S PLEASURE IN THE PAIN.

you're up for the challenge. Making sure product specs don't compromise the design vision. Knowing that it's got to be done on time, on budget and meet some very stringent performance requirements. You work with an audience always peering over your shoulder. Sweating the details,



SHERWIN-WILLIAMS ADVENTURE IN EXCELLENCE YEAR 2000 WINNER

Interior Design Firm Symmes Maini & McKee Associates | Location Nortel Networks | Paint Colors Bromley Blue SW1502, Aztec Orange SW1636, Yellow Warbler SW1670, Mixed Berries SW1559, Designer White SW1904, Prussian Plum SW1258, Purple Rubiate SW1259

striving to please all of the people all of the time. That's what Symmes Maini & McKee Associates managed to do when they specified the coatings and bold color scheme for Nortel Networks.



The paints. The possibilities.

CIRCLE 41 ON INQUIRY CARD

Call our Architect & Designer Answerline at **1-800-321-8194** for color and product information on your next project.
[www.sherwin-williams.com]



Checkerboard “gull-wings” can be added to zippers for acoustical privacy (right). Wooden shelving units called “suitcases” provide space for personal items (bottom).

floor, and finally agreed on the lower one. “We decided to bring people in on the lower level and move them up to the light and the big space,” recalls Fernau, referring to daylight coming from the upper level’s clerestory windows.

Because Oxygen focuses on women, not children, the designers developed a palette of colors and materials that would be lively but less frenetic than the one Fernau & Hartman used at the Nickelodeon offices years before.


“They wanted a calmer kind of jazz with just punches of color,” says Fernau. Playing off the image of fresh air, the architects selected natural materials such as wood cladding for the conference tower and colors such as celery, mint, and mustard for wall surfaces.

Mixing it up in the office

In laying out the office, the Laybournes wanted to apply the same workplace philosophy they had used at their Nickelodeon offices: employees working in teams and a grassroots (rather than top-down) decision-making process. “Originally, we thought we’d have all the managers sit with their teams,” explains Kit Laybourne. “But eventually we decided to mix things up a bit more and put people from different teams together.” In particular, the Laybournes realized it was important to mix television people with Internet people, so there could be cross-pollination between the two media. Encouraging teamwork was another goal. The movable desks along the zippers and the spaces between “broken” zippers provide venues for casual interaction between employees. Groups of comfy chairs and coffee tables in various open areas let people exchange ideas a bit further from their desks, as does the office canteen.

To balance the industrial aesthetic of the Equipto zippers, the architects designed a lower, less imposing version in mustard-yellow-







**Gone on
to bigger
and better
things.**

In jewelry, it glows. In a surface, it
dazzles. It's quartz crystal. Now the
heart of an amazing new material.
See for yourself at www.zodiaq.com.



ZODIAQ™
QUARTZ SURFACES


CIRCLE 43 ON INQUIRY CARD



Project: *Administration Building,
Munich*

Architect: *Betz Architekten*


Artist: *Dan Flavin
(lighting installation)*

Photographer: *Pascal Hoffmann
(left); Jens Weber (above)*



Project: *New Museum,
Nuremberg, Germany*
Architect: *Volker Staab*
Photographer: *Udo Meinel*







Project: *Museum of Art,
Duisburg, Germany*
Architect: *Herzog & de Meuron*
Photographer: *Christian Richters*



Project: *Paris Apartment*
Architect: *Drole de Trame*
Photographer: *Luc Boegly/Archipress*

Project: *Georg-Schäfer Museum,
Schweinfurt, Germany*
Architect: *Volker Staab*
Photographer: *Udo Meinel*





Project: Köln Arena,
Cologne, Germany
Architect: Peter Böhm
Photographer: Lukas Roth



Project: *Duke University
Medical Sciences Research Building
Durham, N.C.*
Architect: *Payette Associates*
Photographer: *Brian Vanden Brink*





LIMITED FLOORING
CHOICES

How can you take your design to the next step if you're confined to one company's limited choices? To see a concept through to completion requires a contractor who isn't restricted by manufacturer alliances and who has the selection and experience to fulfill your design. That combination perfectly describes your local, independent

CAN MAKE YOUR DESIGN

FALL FLAT
ON ITS FACE.

StarNet flooring contractor. Independent means an unrestricted selection of products. Local means a single contractor who's on site and personally committed to meeting your needs and deadlines.

So if you want to rise to the occasion without stumbling, we'll be there for you every step of the way. To reach your local StarNet member call 1-800-787-6381.



INDEPENDENT FLOORING COOPERATIVE

www.starnetflooring.com

1-800-787-6381

ALABAMA

TERRY FRY FLOORING
Birmingham, (205) 870-4334

ARIZONA

SUN COUNTRY FLOORS, INC.
Mesa, (480) 497-5011
WHOLESALE FLOORS
Phoenix, (602) 248-7878

CALIFORNIA

B.T. MANCINI Co., Inc.
Milpitas, (408) 942-7900
Sacramento, (916) 381-3660
CINDERELLA SHOWCASE
Salinas, (831) 757-1950
San Luis Obispo, (805) 544-0324
FLOORCOVERING CONSULTANTS GRP.
Culver City, (310) 559-2588
Oceanside, (760) 758-4188
HARRY L. MURPHY, INC.
San Jose, (408) 955-1100
HOEM-SCHURBA & ASSOCIATES
S. San Francisco, (650) 871-5194
HOWARD'S RUG Co. OF SAN DIEGO
San Diego, (858) 558-3939
MAJESTIC FLOORS, INC.
Concord, (925) 825-0771
UNIVERSAL FLOORING SYSTEMS, INC.
Huntington Beach, (714) 373-1136
WALLACH'S COMMERCIAL FLOORING
Irvine, (949) 859-1009

COLORADO

BONITZ FLOORING GROUP, INC.
Colorado Springs, (719) 593-2220
EVANS & COMPANY, INC.
Denver, (303) 573-4928

CONNECTICUT

BKM FLOORCOVERING
East Hartford, (860) 528-9981
Milford, (203) 874-7754
Stamford, (203) 324-3188
COMMERCIAL FLOORING CONCEPTS, INC.
Windsor, (860) 683-0673
R.D. WEIS & COMPANIES
S. Windsor, (860) 528-9637

DELAWARE

PALA TILE & CARPET CONTRACTORS
Elsmere, (302) 652-4500

FLORIDA

DIXIE CONTRACT CARPET, INC.
Jacksonville, (904) 296-0023
JONES FLOOR COVERING, INC.
Pensacola, (850) 476-1995
SPRAGGINS CONTRACT INTERIORS
Orlando, (407) 295-4150

GEORGIA

BONITZ FLOORING GROUP, INC.
Atlanta, (770) 952-4093
SOUTHEASTERN COMM. FLRG., INC.
Woodstock, (770) 591-9980

HAWAII

ISLAND FLOORING Co., Inc.
Honolulu, (808) 847-6577

IDAHO

WALL 2 WALL COMMERCIAL FLRG.
Boise, (208) 376-0136
Idaho Falls, (208) 523-5490
Sun Valley, (208) 726-0791
Pocatello, (208) 232-4226

ILLINOIS

COMMERCIAL CARPET CONSULTANTS
Des Plaines, (847) 298-9570
Mt. Prospect, (847) 640-8060
MR. DAVID'S CARPET SERVICE, LTD.
Carol Stream, (630) 260-9400

INDIANA

CERTIFIED FLOORCOVERING SVS.
Indianapolis, (317) 872-7926
INTERIOR FINISHES, INC.
Osceola, (219) 674-9975
STRAHM GROUP, INC.
Fort Wayne, (219) 489-2537

IOWA

COMMERCIAL FLOORING COMPANY
Dubuque, (319) 582-4976

KANSAS

ARTISTIC FLOORCOVERING, INC.
Lenexa, (913) 317-8623
CAP CARPET, INC.
Topeka, (785) 273-1402
Wichita, (316) 262-3491
INTERIOR SURFACE COMPANY, INC.
Olathe, (913) 397-8100

LOUISIANA

CRAFT-CROSWELL CONTRACT
Harahan, (504) 734-1519
ROYERRE COMMERCIAL CARPETS
Metairie, (504) 833-6331

MAINE

PAUL G. WHITE TILE Co., Inc.
Portland, (207) 797-4657

MARYLAND

APARTMENT & BUSINESS FLRG. SYS.
Baltimore, (410) 485-6790
CARPET FAIR, INC.
Baltimore, (410) 265-6633
CB FLOORING
Columbia, (410) 381-5400
Frederick, (301) 662-6168
SUBURBAN FLOORCOVERINGS
Landover, (301) 773-1600

MASSACHUSETTS

ALLEGHENY CONTRACT FLOORING, INC.
Woburn, (781) 935-1077
BUSINESS INTERIORS FLRCVG., INC.
Woburn, (781) 938-9994
MOUSSEAU CONTRACT FLOORING
So. Attleboro, (508) 761-8870
R.D. WEIS & Co., Inc.
Allston, (617) 787-1009

MICHIGAN

CENTRAL TILE & TERRAZZO Co., Inc.
Kalamazoo, (616) 375-1660
FLOOR CRAFT FLOOR COVERING, INC.
Clinton Township, (810) 468-9900

MINNESOTA

MULTIPLE CONCEPTS INTERIORS
Brooklyn Park, (612) 537-5006
Waite Park, (320) 253-5078
ST. PAUL LINOLEUM & CARPET Co.
Eagan, (651) 686-7770

MISSISSIPPI

CRAFT-CROSWELL CONTRACT
Hattiesburg, (601) 296-1827
Ridgeland, (601) 856-8861

MISSOURI

WM. J. ZICKEL Co., Inc.
Fenton, (636) 343-8663
Kansas City, (816) 471-5100
Springfield, (417) 831-3521

MONTANA

PIERCE FLOORING & DESIGN CTR.
Billings, (406) 652-4666
Bozeman, (406) 587-5428
Butte, (406) 494-3313
Great Falls, (406) 727-3832
Missoula, (406) 543-8224

NEBRASKA

COMMERCIAL FLOORING SYSTEMS, INC.
Omaha, (402) 592-4383

NEW HAMPSHIRE

A&E FLOORING, INC.
Hookset, (603) 625-1266
MERRIMAC TILE Co., Inc.
Derry, (603) 432-2544
PAUL G. WHITE TILE Co., Inc.
New Market, (603) 659-3223

NEVADA

B.T. MANCINI Co., Inc.
Sparks, (775) 359-3007

NEW JERSEY

FLOORING TECHNOLOGIES, INC.
Whippany, (973) 386-1600
THE GILLESPIE GROUP, INC.
North Brunswick, (732) 940-7777
INDEPENDENT COMM. FLRG. SVS., INC.
Englewood, (201) 894-0044
M.E. SABOSIK ASSOCIATES, INC.
Pt. Pleasant, (732) 892-2800
METROPOLITAN CONTRACT CARPETS
Cherry Hill, (856) 795-1177

NEW MEXICO

BUSINESS ENVIRONMENTS
Albuquerque, (505) 888-4400

NEW YORK

ASSOCIATED/ACC INTERNATIONAL LTD.
New York City, (212) 633-0250
COMMERCIAL FLOORS BEAUTIFUL
White Plains, (914) 949-1400
CTS FLOORING
New York City, (212) 953-5133
FRASER/GOLD CARPET CORP.
New York City, (212) 751-3455
LANE'S FLOOR COVERINGS & INTERIORS
New York City, (212) 532-5200
NATIONAL FLOORING SYSTEMS
Great Neck, (516) 498-9622
NEW YORK CARPET CORP.
New York City, (212) 736-1132
R.D. WEIS COMPANIES
Port Chester, (914) 937-9337
Victor, (716) 924-0320
THE SPOSTATO COMPANIES
Liverpool, (315) 422-1489
NORTH CAROLINA
BONITZ FLOORING GROUP, INC.
Charlotte, (704) 598-0094
Fayetteville, (910) 223-0025
Greensboro, (336) 996-9900
Raleigh, (919) 380-0084
BURTON FLOORCOVERING, INC.
Pineville, (704) 583-0005
E.E. WILSON FLOOR COVERING, INC.
Lexington, (336) 357-5555

OHIO

OCP CONTRACTORS, INC.
Holland, (419) 865-7168

OREGON

FASHION FLOORS
Medford, (541) 779-0996
RUBENSTEIN'S CONTRACT CARPET
Eugene, (541) 484-1101
Portland, (503) 224-1007

PENNSYLVANIA

CTS FLOORING
Limerick, (610) 489-6270
FACILITY SERVICES GROUP, INC.
Conshohocken, (610) 940-4370
OWEN M. BASTIAN, INC.
Allentown, (610) 798-9910
Trexertown, (610) 798-9910
Wescosville, (610) 798-9910
SLIWINSKI FLRCVG GROUP, INC.
Huntingdon Valley, (215) 364-9661

RHODE ISLAND

RUGGIERI FLOORING, INC.
Cranston, (401) 942-1700

SOUTH CAROLINA

BONITZ FLOORING GROUP, INC.
Charleston, (843) 556-2840
Columbia, (803) 799-0181
Greenville, (864) 288-3771
N. Augusta, (803) 279-6411

TENNESSEE

BONITZ FLOORING GROUP, INC.
Chattanooga, (423) 697-9456
Knoxville, (865) 588-3630

TEXAS

CORPORATE CARE, INC.
Houston, (713) 692-6300
FLOORING ASSOCIATES
Fort Worth, (817) 332-6977
INTERTECH FLOORING
Austin, (512) 385-4574
San Antonio, (210) 650-9670
RWA FLOORING SOLUTIONS
Bedford, (817) 858-6634
SAN ANTONIO FLOOR FINISHER'S, INC.
San Antonio, (210) 341-7101
TEXAN FLOOR SERVICE, LTD.
Fort Worth, (817) 923-1759
Houston, (713) 956-9966
VECTOR CONCEPTS, INC.
Irving, (972) 399-1303
Fort Worth, (817) 595-7439

UTAH

WALL 2 WALL COMMERCIAL FLRG.
Ogden, (801) 621-2733
Salt Lake City, (801) 288-2794

VIRGINIA

COMMERCIAL CARPETS OF AMERICA
Alexandria, (703) 370-0000
PRESTIGE FLOORS, INC.
Virginia Beach, (757) 468-5600
WALKER'S CARPETS & INTERIORS, INC.
Glen Allen, (804) 262-3636

WASHINGTON

EVERGREEN COMMERCIAL FLOORING
Bellevue, (425) 883-8680
RUBENSTEIN'S CONTRACT CARPET
Olympia, (360) 753-9156
Seattle, (206) 762-5610
Spokane, (509) 328-7220

WISCONSIN

SERGEAN'S FLOOR COVERINGS
Beaver Dam, (920) 887-7611
Madison, (608) 273-6300



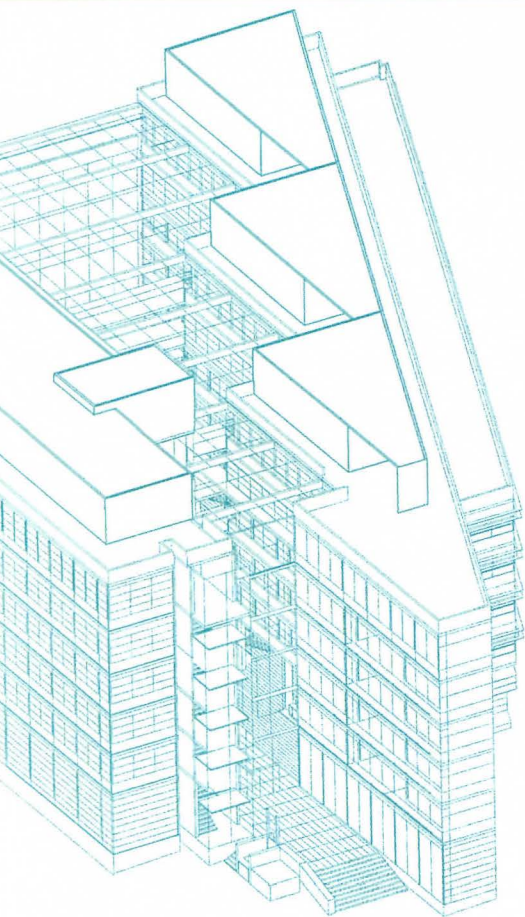
INDEPENDENT FLOORING COOPERATIVE

www.starnetflooring.com

1-800-787-6381

CIRCLE 44 ON INQUIRY CARD

“GOOD DESIGN IS GOOD BUSINESS”



DESIGN STRATEGIES FOR THE NEW ECONOMY

A Conference Presented by

Business Week/Architectural Record

and **The National Building Museum**

in association with The American Institute of Architects

November 17, 2000

National Building Museum

Washington, DC

Join us for:

- A **half-day conference** bringing together key business leaders and architects discussing successful collaborations between architects and clients that result in the achievement of business goals.
- A **showcase of the award-winning projects** and a presentation honoring the recipients of the fourth annual **Business Week/Architectural Record Awards**.
- A **special reception, immediately following the conference** from 6 to 8 pm, for the opening of the National Building Museum's major new exhibition, **“On the Job: Design and the American Office”**

Sponsors:



THE AMERICAN INSTITUTE OF ARCHITECTS

**ARCHITECTURAL
RECORD**
McGraw-Hill Construction Information Group

BusinessWeek



CONFERENCE REGISTRATION FORM

To register, fill in and fax this form to: National Building Museum, 202-376-3564. Or access the registration form on www.architecturalrecord.com or on www.nbm.org. Registrations may also be mailed to: Good Design Conference, National Building Museum, 401 F Street, NW, Washington, DC 20001.

For further information or to register by phone, call 202-272-2448.

Registration fee: \$55; \$50 for members of the Museum and The AIA.

Please register me for **“GOOD DESIGN IS GOOD BUSINESS”** Conference. For multiple registrations, complete a separate form for each registrant.

Name _____ Title _____

Company _____

Address _____ City/State/Zip _____

Phone _____ Fax _____ E-mail _____

Form of Payment: AMEX MasterCard Discover Card VISA

Card Number _____ Expiration Date _____

Cardholder's Name (as it appears on the card) _____

Cardholder's Signature _____

**ARCHITECTURAL
RECORD**
McGraw-Hill Construction Information Group

A Division of The McGraw-Hill Companies



Record Interiors

2000

Highly experiential, otherworldly interiors have proliferated around the year zero. Conceptually far from the cheap and literal tricks of theme parks, these places immerse the occupant's senses—sometimes altering perception—through spatial complexity and the quality of light. Fittingly, this phenomenon, in varied guises, recurs often in RECORD INTERIORS 2000.

Just steps from Las Vegas' "Venetian Grand Canal," for example, Lutèce restaurant, designed by Morphosis, comments obliquely on its milieu with an off-center, drumlike dining room, whose forms nearly spin like an inverted roulette wheel gone askew. The effect is seductive, yet treacherous, yielding an elegant room that is comfortable, but not quite. By contrast, at Tsunami, Morphosis' other Venetian Resort restaurant,

great folded planes of tilting floors and ceilings generate a powerfully engulfing chasm.

In Paris, an interior terrain has surged within the gridded 3-D matrix of the Pompidou Center. For the top-floor restaurant, Georges, architect Jakob+MacFarlane inserted an extraordinary silvery landscape of undulant, cloudlike forms.

Meanwhile, in Berlin, Sauerbruch

Hutton's lighting showroom challenges the conventions of product display by harnessing form with light and color. The setting transforms itself as electric light or the sun's rays pass through transparent mosaics of color. Sculpting with light and reflection is equally poetic, but more Minimalist, at Archi-Tectonics' Duggal digital facility in New York City, where the architecture itself often emits or modulates light. Evoking the virtual realm, Duggal's illumination sometimes implies the presence of volumes, which are, in reality, as intangible as the ether of cyberspace.

Luminous translucency is almost ubiquitous in the realm of recent interiors, especially in the spate of workspaces for dot.coms and related companies [see story on Oxygen Media, page 82] that require flexibility and a fine balance between openness and privacy. Shadowy, veiling materials—sandblasted glass or polycarbonate sheeting—gently diffuse light, creating lantern effects and altering depth perception. In a SoHo loft by Marble Fairbanks, such "lenses" induce provocative ambiguities between indoors and out. North, an Oklahoma City guest suite by Elliott + Associates, carries pure whiteness and translucency to the nth degree, offering a serene retreat and filter to the outside world.

In its own way, each of these RECORD interiors recognizes where it is—none feigns exoticism or borrows ready-made styles—yet in potent architectural terms, they all transport us. ■

The firms featured are:

1. Sauerbruch Hutton Architects
2. Elliott+Associates
3. Archi-Tectonics
4. Jakob+MacFarlane
5. Marble Fairbanks Architects
6. & 7. Morphosis





Colored-glass panels
refract rays of sun and
electric light. Niches in
freestanding plastered
walls showcase art-
work and the quality of
light cast by different
luminaires.

Sauerbruch **Hutton** harnesses form, color, and light to turn a former Berlin lightbulb factory into a new **ZUMTOBEL STAFF** showroom



By William Weathersby, Jr.

Like a prism held up to the sun, tinted-glass wall panels in a new Berlin showroom refract rays of light, casting shadowbox patterns in three dimensions. Departing from the conventions of product display, lighting manufacturer Zumtobel Staff recently launched an inspired campaign, commissioning an international roster of inventive architects and artists, including American sculptor James Turrell, to design its regional centers across Europe. These gallerylike settings immerse clients in sensual, highly theatrical vignettes. In this vein, Sauerbruch Hutton Architects clearly broke free of standard showroom constraints when envisioning the 8,000-square-foot Zumtobel Staff outpost in the German capital, creating a kaleidoscope of color and light.

Partners Matthias Sauerbruch and Louisa Hutton—known for exuberant color on such projects as the GSW Headquarters, with its bold patchwork facade of Paul Klee-inspired hues [JUNE 2000, page 156]—approached the showroom assignment, according to Sauerbruch, “as an experiment in the transformative properties of light.” Of course, light is essential for the human eye to differentiate along the spectrum of visible color. Taking cues from this scientific principle, the partners shaped space by manipulating color wed to the sun’s rays and to electric light.

Set in a harborside industrial district of former East Berlin, the Zumtobel Staff Information Center occupies a century-old structure built, fittingly, as a lightbulb factory. Fronting the street and framed on two sides by pedestrian arcades, the two-floor, to-the-trade facility houses showrooms, offices, and areas for meetings, exhibitions, and client entertainment. With private and public zones merging, a reception desk doubles as a cappuccino bar, while display niches showcase either art or the quality of light itself. The existing shell and floor slabs remain intact, except for a custom spiral stair inserted between levels. The largely open plan is articulated by sculptural interventions: partitions of colored glass or brightly painted plaster, dropped cloud-shaped ceiling sections, and chunky tables and cabinets designed by the architects and set about sparsely as freestanding pieces that evoke the work of Donald Judd.

Showstopping illumination provides a layer of refinement, for which Sauerbruch Hutton collaborated with a Zumtobel Staff in-house design team, headed by Rainer Dommershausen in Berlin and Herbert Resch in Dornbirn, Austria.

To mask unremarkable views of the arcades—while infusing the showroom’s inner proceedings with a sense of mystery—the architects set a collage of colored glass panels along the two existing curtain-wall elevations. The panels, which sandwich multiple layers of colored film between sheets of glass, are suspended by rods from steel tracks, and rest on delicate cast-aluminum feet. The horizontal assemblage features translucent and transparent sections, with some panels partially overlapping in multilayered blocks of color. Ceiling tracks parallel to these screens accommodate virtually any of the company’s adjustable fixtures for varied lighting effects—projecting images ranging from ghostly to sharply etched onto the color fields. During the day, the intermingling of filtered sunlight and electric illumination casts ever-changing patterns

Contributing editor William Weathersby, Jr., is a freelance writer specializing in architecture. He frequently covers lighting design for ARCHITECTURAL RECORD.

Project: Zumtobel Staff Information Center, Berlin

Architect: Sauerbruch Hutton Architects—Matthias Sauerbruch, Louisa Hutton, principals; Fredrik

Kallstrom, Andrea Frensch, Jan Laufer

Client: Zumtobel Staff

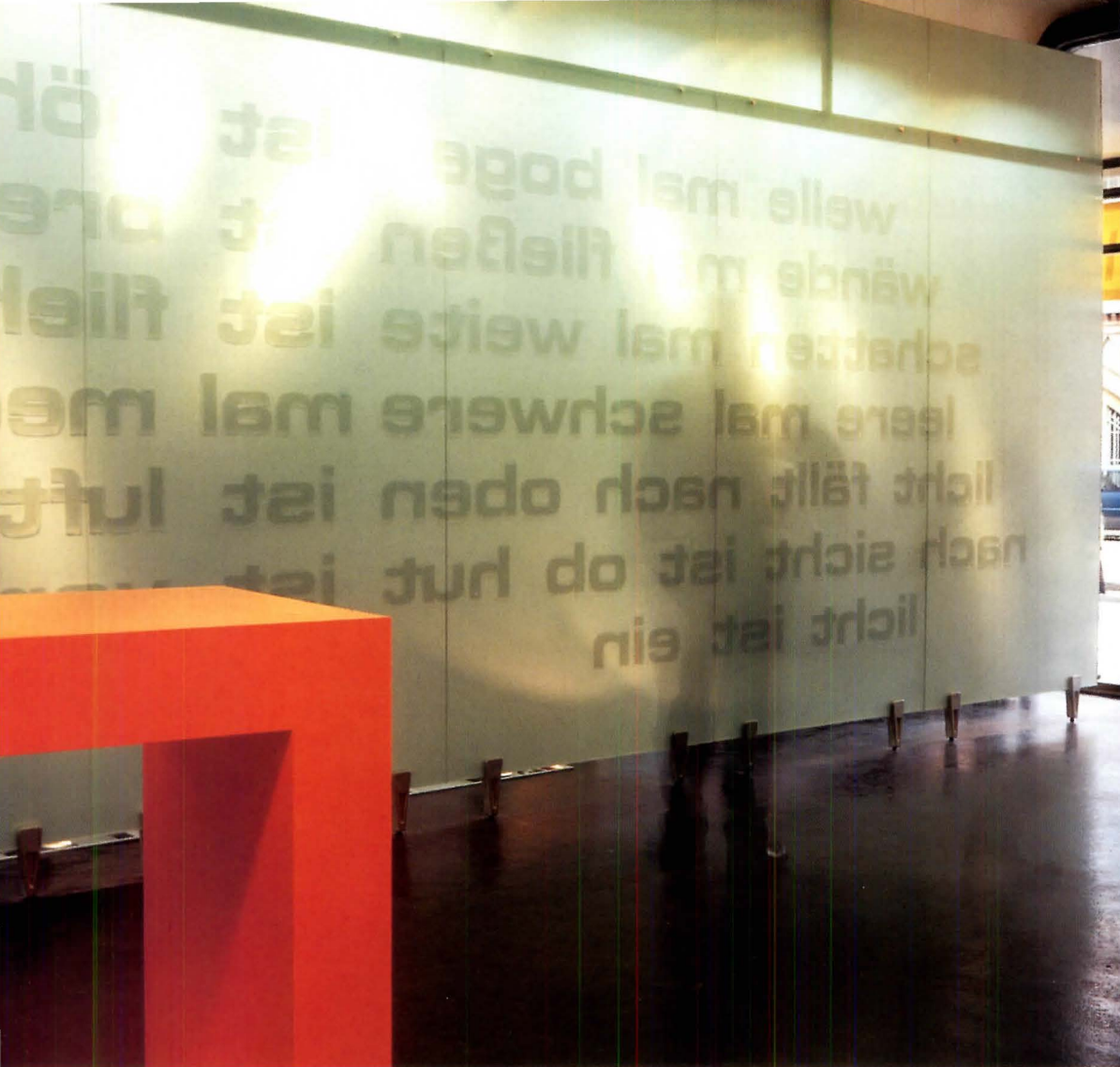
Engineers: Bahne Ingenieure (environmental); Leonard Andra & Partner (structural)





A former lightbulb factory (opposite, top) houses the Zumtobel Staff showroom. Corridor niches (two views, left) change color with light. An armature of spotlit, tinted glass screens the arcades (below).

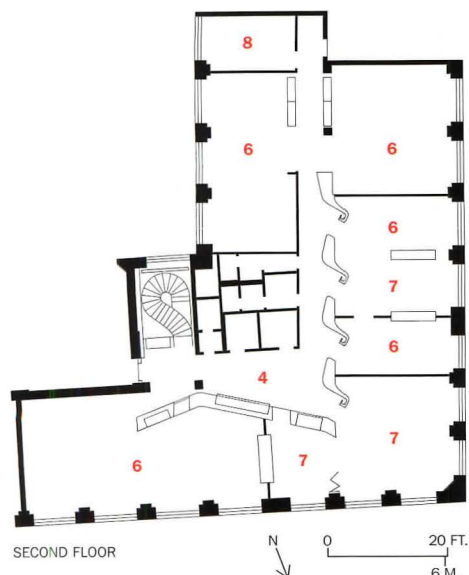




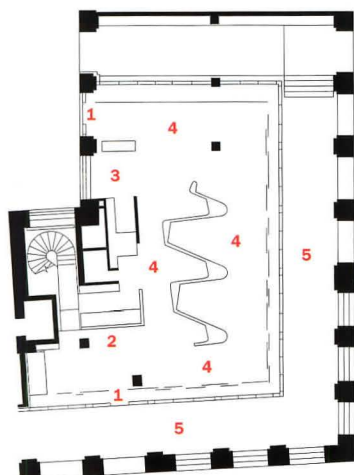
Curving walls and cloudlike ceiling sections (opposite and below) demonstrate the effects of lighting fixtures. A paean to color and light is legible from behind a sandblasted glass wall (left).







SECOND FLOOR



FIRST FLOOR



1. Entrance
2. Reception
3. Cappuccino bar
4. Showroom display
5. Pedestrian arcade
6. Office
7. Meeting
8. Storage

onto the black-pigmented concrete floor like a time-lapse series of abstract paintings. At night, the internally lit showroom becomes a festive lantern facing the adjacent public square.

Cutting a swath through the ground-floor exhibition space, a serpentine wall channels circulation. Each side of this undulating plaster-clad partition features niches showcasing different types of light sources—compact fluorescent, halogen, incandescent—and a range of fixture styles. “The curved wall of each niche,” says Sauerbruch, “acts as a blank canvas for the lighting effect created by that compartment’s fittings.” In the wall, two window slots frame views across the showroom.

Tucked into an alcove at the back of the first floor, the stainless-steel staircase gracefully swoops up a flight to meeting rooms. For the ascent, Sauerbruch and Hutton flipped the switch on their balance between color and light: Whereas the colored-glass screen on the exhibition level plays on the notion of transparency, a series of colorfully striped panels mounted behind the stair are opaque, yet subtly set aglow with backlighting. Besides playing a decorative role, the oversize color-strip panels, or “fins,” as the architects dub them, double as product-demonstration aids. Each fin is lit by a different lamp model, enabling clients to compare and contrast the quality of illumination and its effects on color.

Upstairs, offices and conference rooms have sandblasted glass doors, set on angle. As the light level within each room varies during demonstrations, the translucent doors become radiant lightboxes facing passersby. Rectangular, fiber-optically illuminated niches in the corridor walls continually shift in color to showcase special lighting scenarios.

At one end of the Zumtobel Staff center, a wall of sandblasted glass, which serves as a projection screen for colored lamps, stands as a memorable signature of both architect and client. A commissioned text, an ode to the poetic quality of illumination, spans the milky surface, its solid letters raised in counterpoint to the translucence of the glass. Streaked by light, one central phrase sums up the ethos of the showroom: “Color equals space.” ■

Opaque, colorful fins behind the stair help clients test lighting (opposite). Computer-controlled fluorescents in an overhead aperture simulate daylight (left). Sculptural dividers (above) evocatively cast shadows.



Sources

Lighting: Zumtobel Staff
Glazing: VEGLA/Kinon (manufacturer); Jastra (fabricator)
Aluminum panels: Jastra
Cabinetry: Schreinermeister Biermann & Knoop

(custom woodworking and furniture)

Plaster: Weck & Linke

WWW For more information on the people and products involved in this project, go to **Projects** at: www.architecturalrecord.com



Elliott + Associates creates a pure white guest suite called **NORTH** that distills serenity to its essence

By David Dillon

Standing inside “North” is like standing in a view camera watching the light move from point to point throughout the day. At certain moments, it is sharp and penetrating; at others, merely a soft, vaporous glow. Occasionally the floor and walls seem to dematerialize and the space becomes a pure abstraction: light as its own subject and context.


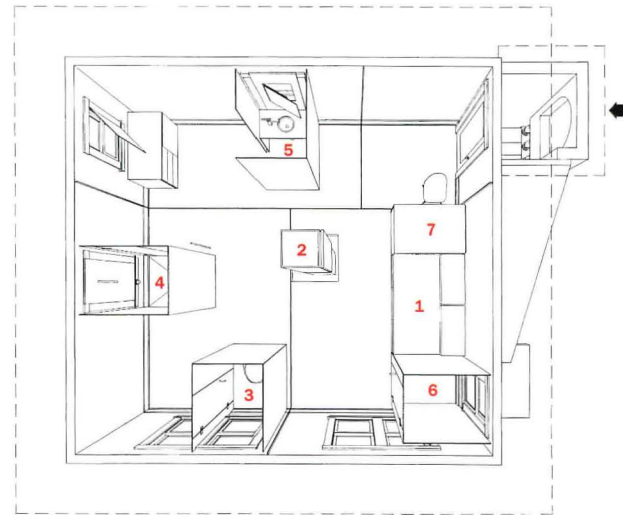
North is a small garage apartment named for the turn-of-the-century Territorial photographer North Losey. Built in the early 1920s, it sits in the middle of Oklahoma City’s Heritage Hills historic district, overlooking downtown. In front of it stands an Italianate mansion of the same vintage, now owned by Losey’s granddaughter. To either side are other grand houses built by the city’s founding families, oil tycoons and speculators who cashed in on the land run. Originally a second-story maid’s apartment above a garage, North has been transformed by Oklahoma City architect Rand Elliott, FAIA, into a space of almost monastic purity. For the client, the project was a way to honor a man she never knew; for the architect, an opportunity to celebrate place.

“I wanted to design something that honored the past but was also part of the present,” Elliott explains. “So, instead of neo-Dust Bowl, I created this abstract, light-filled space with no telephone or television, where guests can open the windows and let the breezes blow through.”

Because North stands in a National Register district, exterior changes had to be minimal. Elliott peeled back the outside walls to the studs and re-covered them with Gunite. He also installed double-hung wooden windows to match the originals and designed carriage doors for the garage—still in use—to replace clunky 1950s versions. The touch is light, the materials familiar and economical.

David Dillon is the architecture critic of the Dallas Morning News and a contributing editor of ARCHITECTURAL RECORD.

Project: North Guest Apartment *Michael E. Hoffner, project architect*
Architect: Elliott + Associates—Rand Elliott, FAIA, principal-in-charge; **General contractor:** Lingo Construction Services



1. Bed
2. Flue with chalkboard
3. Toilet
4. Shower
5. Sink/vanity
6. Closet
7. Desk

Elliott transformed maid’s quarters above a 1920s freestanding garage (above) into a tranquil guest retreat (opposite), with simple, pure white furnishings and luminous translucent partitions.





Sandblasted glass volumes enclose the shower and lavatory separately (opposite). Guests can write messages on black slate affixed to a central column (right, top). Small vintage photos throughout the space are precisely lit (right, bottom).




The only hint of the surprises to come is the exterior staircase. The original wooden steps have been replaced by steel grates, which rise to a glass door marked with a square of black film and North Losey's signature: a photographic negative substituted for a nameplate. The architect divided the apartment itself, only 475 square feet, into four sections, each focused on a window and a function: entry, dressing, toilet/shower, bedroom. The sections are separated by sandblasted glass panels that preserve luminosity and a level of privacy. On the four exterior walls hang small original portraits and family photographs by Losey himself: an overlay of traditional personal history in a spare contemporary setting. Light from recessed ceiling fixtures casts a halo around each image and also bounces off the floor to give the interior glass walls an ethereal glow.

In the center of the space stands a square white column—probably an old stove flue—with one side clad in black slate, where guests can scribble messages and impressions. Wood flooring at the column's base has been replaced by a narrow glazed reveal that exposes the garage below, physically and metaphorically linking old and new, utilitarian and rarefied.

If the plan is clarity itself, North's moods are as enigmatic as photography. Elliott's four Minimalist spaces parse the Oklahoma light. The northern rays are typically soft and forgiving, a reprieve, while the western light comes in straight and hard as a winter storm. A hinged panel in front of the west window is coated with a holographic film that, for a few minutes each day, splashes the room with color. The windows are also equipped with shades that can be drawn tight to create a silent black box. North's moods range from serene and contemplative to cinematic and phantasmagoric. It is, as Elliott says, "a place to get reacquainted with peace and quiet," but also to listen to the land.

Elliott's fascination with the number four—four spaces, four seasons, four cardinal directions—reflects his admiration for Oklahoma's Native American history and culture. Most of his projects include evocations of the rituals and ceremonies of these native peoples, from their worship of the wind spirit to their use of stone circles and the four sacred colors—black, white, red and yellow—in their clothing and housing. The evocations are more subtle and abstract in North, but the intention is the same, to connect a building to a place.

North also demonstrates Elliott's skill at achieving a lot with a little, using inexpensive materials—plywood, concrete block, oil-field pipe, waste glass—to create complex and elegant effects. This aesthetic is reflected in the bathroom's steel-rod towel racks and toilet-paper holders, the acrylic tape connecting the corners of the glass walls, and the white plastic laminate surfacing the furniture. Everything has been kept simple and direct to retain the serenity of the space and the force of the idea that inspired it. ■



Sources

Paints: Sherman Williams

Windows and doors: Weathershield

Plastic laminate: Formica

Cabinetry: Contemporary cabinets

(custom)

Lighting: Lightolier, Halo, Elco, Hubbell

Sink: Cherry Creek

Toilet: Kohler

Faucets and controls: Kroin

Shower: Jetta; Kallista (showerhead)

Refrigerator: General Electric

(compact)

WWW For more information on the people and products involved in this project, go to **Projects** at:

www.architecturalrecord.com

Complementing the pure, simple geometries and sheer materials (top and opposite), the sink is of clear glass (above). A holographic window coating brings colorful light into the space (opposite).





In New York City, **Archi-Tectonics** transforms a vintage warehouse into **DUGGAL**, a luminous, streamlined “factory” for the digital age

By Sarah Amelar

Icy blue, sandblasted glass walls, high-gloss floors, and luminous, virtually floating volumes are hardly the standard fare of factory architecture. But Duggal does not operate a standard factory—at least not in the gritty, old-fashioned assembly-line sense. The graphics and photo-imaging company’s New York City production headquarters, designed by architect Winka Dubbeldam and her firm, Archi-Tectonics, is primarily a turn-of-the-millennium phenomenon: a digital factory. And although the space has a streamlined—one might even say, stylish—elegance, it is as precisely crafted to its modes of production as a General Motors plant. Though graceful and Minimalist in appearance, Duggal is, in unexpected ways, a work of lean functionalism.

To achieve spare and apparent simplicity, the architect scrupulously extracted the program’s essence—throughout the design phase and even into construction—as the client reinvented itself. Major shifts in technology were recasting the very nature of Duggal: its processes, products, and clientele. The company had already changed dramatically since 1957, when India-born Baldev Duggal founded his one-man operation, shooting film in his bedroom and processing it in his bathtub. But recent developments were even more radical. His 175-employee company is now capable, for example, of translating cybercommands into weatherproof prints large enough to wrap city buses or entire buildings.

When Dubbeldam first came to Duggal in 1994, she was merely a customer, whose work made a strong impression on Baldev Duggal’s son, Dave. After she and Dave began discussing the challenges of creating a space—real or virtual—for a cybercompany, he convinced his father to hire Archi-Tectonics. Initially the projects were modest, but within a few years, Dubbeldam’s small New York firm was commissioned to convert an 18,000-square-foot Manhattan warehouse—an L-shaped ground floor of a six-story 1881 building and its neighboring structure—into Duggal’s new production headquarters. A city block deep, the 18-foot-high space has large windows at either end. Baldev Duggal was eager to move his staff from its 16-story rabbit warren to a single open floor—he envisioned an efficient, light-filled venue where he and his workers could readily interact.


Given the company’s evolving state, both architect and client

needed to fathom the design implications of dustfree digital scanning and Duggal’s other new hyperclean work. The sense—and reality—of smooth, pristine surfaces in a fluid, infinitely vast space became essential pragmatically, as well as conceptually and psychologically. For handling massive quantities of huge-scale, sometimes delicate, prints, Dubbeldam realized, production areas had to feel, and be, as unencumbered as possible.

When the client requested a sales-and-marketing floor in the

facility, Dubbeldam introduced a 6,000-square-foot mezzanine that would leave production zones pure and separate. To allow this midfloor to float visually, Archi-Tectonics and its engineering consultants devised a floor only 8 inches thick, made of concrete with a steel edge beam, that they could cantilever from an existing brick side wall and concrete columns. The long, unob-

Previously hidden cast-iron columns, in rhythmic procession, became a foil for the design’s clean-edged Minimalism and play of light and reflection (this page and opposite).

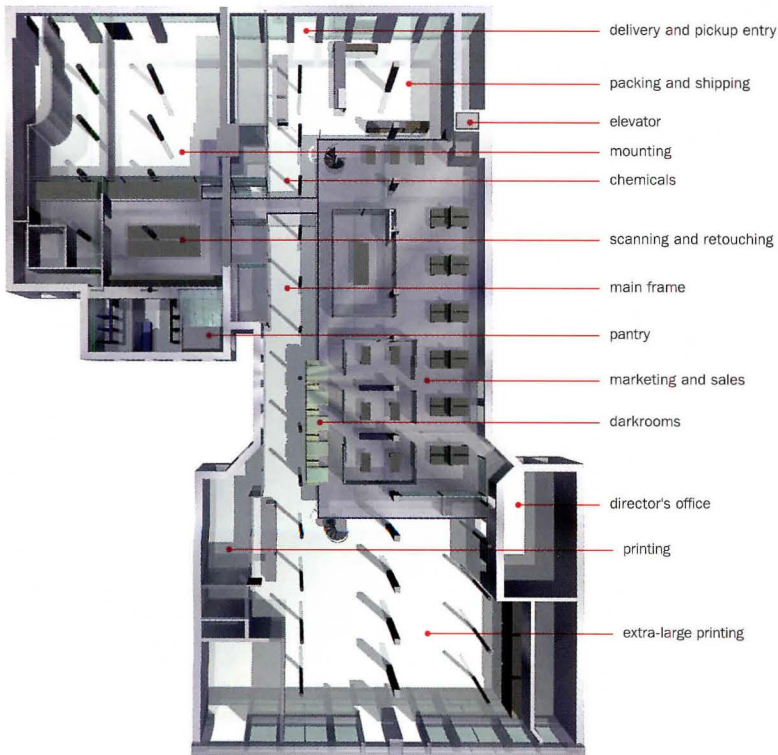


Project: Duggal Digital Headquarters
Architect: Archi-Tectonics—Winka Dubbeldam, principal designer; Roemer Pierik, Stephen Roe, Silke

Oetsch, project team
Engineers: Severud Engineers (structural); IB Consulting Engineers (mechanical)



One challenge was to keep the mezzanine thin and visually floating—an effect achieved with cantilevers and concise steel rails (this page and opposite).



FLOOR PLAN





structed spans beneath this floor plane gave the architects flexibility as the client reconsidered emerging technologies.

In shaping the design, Dubbeldam discovered a welcome surprise: beneath bulky encasements were two rows of Corinthian cast-iron columns. “Those hidden columns were a gift to us,” she recalls. “The project then came together in a really interesting way.” Dark, slender, and ornate, these elements became a foil to her clean-edged Minimalism and the project’s high-tech character.

Preserving spatial flow, the architects carefully kept the elaborate mechanical installations—ranging from separate ventilation networks for different activities to complex chemical treatment, plumbing, and air-conditioning systems—to a visible minimum. “It was my goal,” says Dubbeldam, “to take this unbelievable array, and make the whole place look completely simple and natural—when, in fact, it was a big struggle to make sure you wouldn’t see those things.” On the building’s west edge, she created a double wall with a plenum for most of the mechanical systems. (The overhead air-conditioning ducts, currently in place, will be removed.)

Attuned to the quality of light as it relates to different activities and experiential climates, the architects recognized that big industrial fixtures giving precise color rendition would be essential in the large 24-hour

Throughout the mezzanine (above) and main floor (opposite), sandblasted glass partitions retain a level of privacy, while revealing glimpses through a clear, unfrosted band.

production areas, whereas for sales-and-marketing work, that same illumination could induce eye strain.

Bringing daylight deep into the space, Archi-Tectonics favored translucent sheets of glass, rather than opaque enclosures with doors, for most of the partitions, thus retaining openness. While seated workers have relative privacy, those standing can catch glimpses of adjacent spaces through a clear, unfrosted band in the glazing. (It’s not as much like a peep show as it may sound.) These transparent slots vary the texture of light and, when viewed through one another, take on visual complexity as they diminish perspectively into the distance.

The two main glazed volumes, housing respectively the new and the old—the mainframe computer with its nexus of telephonic and cyberconnections and the “wet” chemical areas for the company’s vestigial traditional photographic work—flank a mezzanine-level bridge. The bridge crosses into scanning and digital image-manipulating zones in the adjacent building.

Rendering electric light at once functional *(continued on page 228)*

Sources

Paint: Pittsburgh Paint

Steel: C&T Ironworks

Concrete: NJB Enterprize

Lighting: Artimede, Lightolier, Luceplan

WWW For more information on the people and products involved in this project, go to **Projects at:**
www.architecturalrecord.com





Reinventing the Pompidou Center's top-floor restaurant **Jakob+MacFarlane** creates **GEORGES** with great, curvy aluminum forms high above Paris

By Claire Downey

Hard to play it cool when your first big commission must insert itself within Richard Rogers' and Renzo Piano's manifesto for modern architecture: the 1977 Pompidou Center. But that's exactly what faced Paris-based architects Dominique Jakob and Brendan MacFarlane, both in their 30s, after they'd won an invited 1997 competition to design a restaurant on the site of the Pompidou's sixth-floor cafeteria. The project was part of a two-year renovation, which

Claire Downey is ARCHITECTURAL RECORD'S Paris-based contributing editor.

involved significant reorganization of the building's interior spaces and a full cleaning of its exterior. Though Richard Rogers chose not to participate in the renovation, Renzo Piano returned to work on the entry atrium. For the crowning restaurant, however, Pompidou Center president Jean-Jacques Aillagon wanted an entirely new architecture.

"When we first visited the site," MacFarlane admits, "we were completely scared. We had two reactions—to search for something we could work with, or freak out and not do the project." This response is easy to understand. The Pompidou is one of the best-known structures of the



20th century. “It is complete and man-made,” says MacFarlane. “Everything is there, so the question becomes, how do you add to the train?” Equally daunting are the panoramas. The sixth floor commands one of the most spectacular views of Paris, which draws 25,000 people a day up the famous glass-tube-encased escalator that climbs the center’s plaza-side facade. Designing for this highly visible site would be like building in a fishbowl.

Fortunately, French-born Jakob and her partner, New Zealand-born MacFarlane (who earned a B.Arch. at California’s Sci-Arc and an M.Arch. at Harvard) find inspiration in tough situations. Since

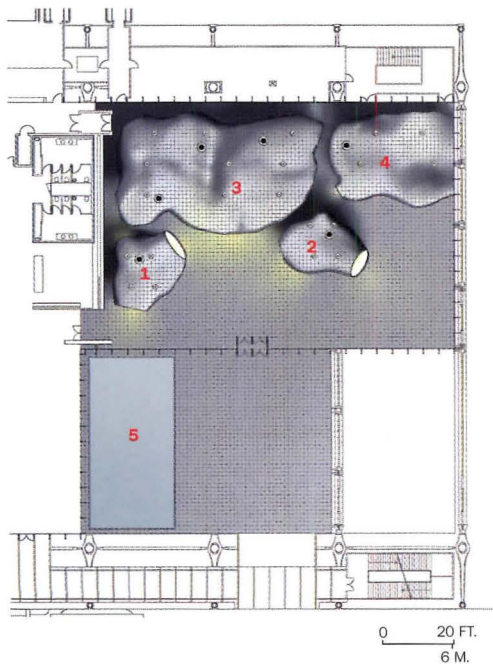
starting their practice in 1992, they have—through such work as the tightly sited T-house near Paris—concentrated on generating project-specific solutions, rather than developing a signature style. They describe their methodology as “parachuting in” and looking for something to appropriate. At the Pompidou Center they zeroed in on the floor grid. With its squares measuring 31 inches on each side, it offers the smallest module of the building’s structural matrix. The floor was virtually the only boundary of the 8,100-square-foot space that the architects were permitted to modify. Off-limits was the ceiling, boldly overlaid with the

Viewed from the terrace (previous spread), glowing, undulant volumes offer respite from their gridded surroundings. Inside (this spread), square, clean-edged

furniture by Jakob+MacFarlane plays against the fluid forms, clad in aluminum—chosen for its lightness, neutrality, and fire resistance.







1. Coat check/rest rooms
2. Future bar
3. Kitchen
4. VIP dining and lounge
5. Reflecting pool

Pompidou's trademark red, green, and blue HVAC ducts—as were the two elevations of floor-to-ceiling glass and two solid walls. The area underfoot seemed the most hospitable territory for intervention, although even here the architects were limited to loads of 110 pounds per square foot.

Jakob and MacFarlane's terrain now rises from the grid lines like volcanic eruptions, defining four large, undulant, aluminum-clad shells that range in length from 26 to 68 feet. Each one camouflages a programmatic function. Throughout this landscape, aluminum appears extensively. Brushed with hand-held machines to enhance the texture and play of light, this material was chosen for its lightness and neutrality.

The four objects or shells are lined in colored rubber: lime green for the coat-check area and bathrooms, yellow for the future bar (now housing video screens), red for the VIP lounge, and gray for the kitchen. Tables fill the unobstructed, glazed perimeter. An outdoor terrace, seating more than 150, opens from the restaurant. At the terrace's northern edge, a shallow reflecting pool buffers diners from the museum's glass corridors. Jakob and MacFarlane designed the Minimalist, clean-lined furniture, including glass-topped tables and square, injection-molded polyurethane

chairs, in deliberate contrast to the lavalike aluminum volumes.

Project: Restaurant Georges at the Centre Pompidou

Architect: Jakob+MacFarlane—Dominique Jakob and Brendan MacFarlane, principals; P. Gardera, E. Cheong, P. Macaigne, B. Douliery, O. Leroy, A. Duvivier, S. Huong

Engineers: RFR (structural), SETEC (electricity and plumbing), INEX (ventilation)

Aluminum floor panels, following the original grid, have a smooth, waxed finish, which protects the surface from stains. Just beneath this metal flooring, a layer of bitumen, above 2 inches of very light-weight concrete, cushions the sounds of scraping chairs and high heels. A 4-inch-deep plenum be-

At Georges' entrance, an existing rectilinear portal contrasts with the new forms (opposite left). In a striking scale play (opposite right), a huge, truncated projection from the central shell juts out—like a chimney or undersea creature—into the main dining area. Throughout this interior landscape, volumes and openings frame views, here creating a vivid sequence of color (this page).





neath the raised floor carries electrical wiring and plumbing to the four shells. The new floor feels more solid than the Pompidou's original raised flooring (which literally bounced), and it also visually ties together the architectural elements.

Physically connecting the forms to the floor, however, was not easy. Each volume is anchored with up to 27 spring connections, attached to steel plates that are cemented to the concrete slab. Accommodating the weight restrictions and the underlying concrete floor's scant 4-inch depth, the springs help prevent deflection due to static loads.

Without 3-D computer modeling, it is unlikely that this highly topographic project would have been conceived, much less built within budget and on schedule. The technology not only allowed for instantaneous visualization and molding—stretching and collapsing—of the forms, but also influenced the design's development. Though the shells contain within their skins networks of electrical wiring and plumbing, they appear remarkably thin—especially at openings, where aluminum and rubber meet almost at knife edges. The engineers, RFR, conducted computer analyses, enabling the architects to reduce these edges to nearly two dimensions: a quality reflecting the computer model and its visual lack of mass.

Interestingly, early on, the architects modeled four rectilinear boxes, not at all the forms we see today. But what better place to introduce so-called blobular design—akin to the computer-influenced, non-orthogonal work of, say, Asymptote Architecture and Gregg Lynn FORM than the Pompidou with its rigid grid? The juxtaposition is strong both visually and ideologically: Piano's and Rogers' work, with prefabricated parts and a celebration of the building's guts on its exterior, embodied their generation's view of the future of modern architecture, whereas today's cutting-edge building-shell designs often bear no visible trace of innards. While Jakob and MacFarlane don't profess allegiance to any "Blobitectural" school, they have exploited the computer's capacity to present skin plus structure simultaneously—as a smooth unity.

Happily, the architects also found the right contractor to make their project a reality. The shell construction took place on France's North Atlantic coast at MAG, a boat-building enterprise that produced several America's Cup entries. Combining advanced technologies with artisanal craft, the fabricators cut the aluminum skeleton by computer-directed water jets, but the skin panels by hand. They then hammered and soldered the forms following generations-old techniques for fine-tuning metal hulls. *The four volumes, in sections, were assembled on site, as the size of the Pompidou's freight elevator limited the maximum dimensions to 13 by 9*





Openings into the voluptuously red VIP lounge (this page and opposite top) clearly show the skin edges—aluminum and rubber sheeting—narrowly separated by a recessed aluminum band. Steel lavatory fixtures (opposite bottom) recall the Pompidou's own exposed innards. One of the few shells with any closure, the VIP lounge has accordion doors to keep out wanna-bes.



From the future bar, yellow rubber flooring creeps out like a welcome mat into the main space (below). The voids are as sculptural as the volumes themselves (opposite).



feet. Once in place, the shells were lined with colored rubber sheets.

The restaurant's concessionaire, selected after Jakob and MacFarlane had won the competition, embraced their design. Named Georges after Georges Pompidou, the restaurant debuted in February to an enthusiastic public. Georges was conceived as a hip restaurant/cafe that would stay open long after the museum's 10 P.M. closing. Day and night, a discreet elevator, taking diners directly from the outdoor entry plaza, up one floor to the base of the tube-encased, zigzagging escalator, completely circumvents the entry atrium and museum ticket booth. Turnstiles at each of the main galleries keep guests from sneaking a free peek at the art.

As for Renzo Piano, while he had little contact with Jakob and MacFarlane during the design process, he has since supported their treatment of the space. Having inserted one of the first projects of the 21st century into a monument of 20th-century Modernism, the architects are breathing a sigh of relief—that is, before heading off on an entirely different mission: to renovate two old theaters in the French provinces. ■

Sources

Aluminum: Mag (shell fabrication); Lindner (floor)

Lighting: Walter International, Megalit, Guzzini (custom design by Jakob+MacFarlane)

Glass: Saint Gobain, Conforta

Acoustical ceilings: Texaa

Blinds: Mermet (solar control)


Furniture: Cappellini (fabrication of custom design by Jakob+MacFarlane)

WWW For more information on the people and products involved in this project, go to **Projects** at: www.architecturalrecord.com



In New York City, Marble Fairbanks Architects
shapes a **SOHO LOFT** with
planes of light instead of walls





By Clifford A. Pearson

Lofts seduce us with their brazen use of space—all that square footage open to the naked eye. In reaction to the discrete (and discreet) rooms of traditional homes, lofts knock down walls and conventions. Great concept. But, alas, most people need some privacy, at least some of the time. So, these places tend to be architectural battlegrounds between the urge to show it all and the need to nest.

A 2,000-square-foot residential loft in New York City's SoHo, designed by Marble Fairbanks Architects, addresses this dilemma by offering a series of glass veils that slide in and out of view. While the idea of movable-glass partitions is hardly new, it comes to life here through multiple sources of daylight streaming in from above and a purposeful blurring of what's indoors and what's not.

"Most of our projects deal with analyzing modern domestic life," explains Scott Marble, one of the firm's two partners. "How do people today integrate work, family, and pleasure? In a loft, this is especially challenging." Karen Fairbanks, the firm's other partner, adds, "We like to look at the traditional hierarchies of space—what is private, what is not. This loft pushes the openness of domestic living more than any other project we've done."

Simple in plan, this home for a photographer, his wife, and their two small children occupies the top floor of an old industrial building and includes a new roof deck as well. Using steel-and-aluminum hardware normally specified for sliding metal partitions in factories and warehouses, the architects designed a system in which tempered, sandblasted-glass panels move along tracks, transforming closed bedrooms into extensions of the main living area. A galley kitchen sits within the great room, separated only by a freestanding wall finished with black lacquer over medium-density fiberboard.

Although the loft began as a dark space with windows just on the street front, it now almost glows on sunny days—thanks to skylights added to the rear and middle of the roof. These new elements bring daylight into the mezzanine and down to the main level through a half-inch-thick glass floor adjacent to a flight of back stairs and sliding-glass wall panels on two facing sides of the master bedroom. When the panels behind the main bedroom are closed, the rear stairs, which lead to the roof deck, feel as if they're outdoors—an effect that's heightened by the metal grating of which they're made. When the panels are open, the bedroom seems to hover between roof and floor. Adding to the floating sensation is the split double view the clients get from their bed: up to the sky and down to the living and dining rooms.

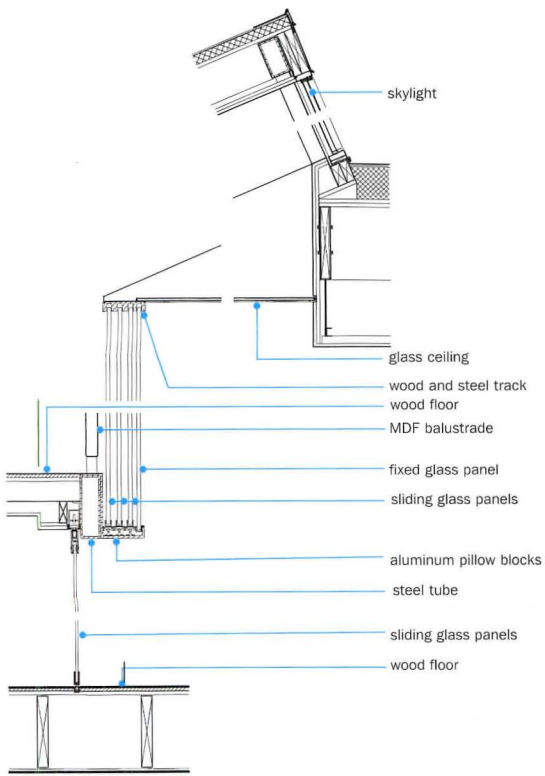
Making this experience possible is a metal-and-glass assemblage that includes the east-facing skylight, a glass ceiling spanning the gap between the skylight and master bedroom, and the sliding-glass wall panels on the mezzanine and lower level. Holding the pieces together and supporting the mezzanine is a 12-inch-deep steel beam that runs the full 25-foot width of the loft [see construction detail, page 136]. "It was a monster getting it in here," says Marble of the beam. But it allows the loft's main interior wall to practically disappear when the glass panels are tucked away and is a key tool in the architects' strategy of dividing the loft with light rather than walls. "We created three zones of light," explains Fairbanks, referring to the front,

Project: *SoHo loft*
New York City

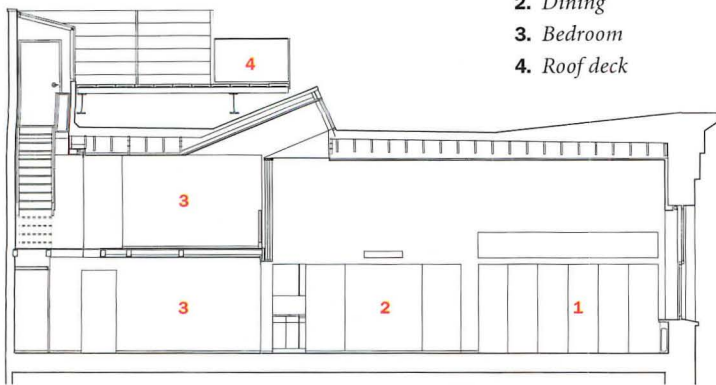

Architects: *Marble Fairbanks Architects—Scott Marble, Karen Fairbanks, partners; Todd Rouhe,*

project architect; David Riebe, Jake Nishimura, Marrisa Yu, Megan Feehan, project team

Engineer: *Office of Structural Design*
General Contractor: *On the Level*



SKYLIGHT AND WALL SECTION



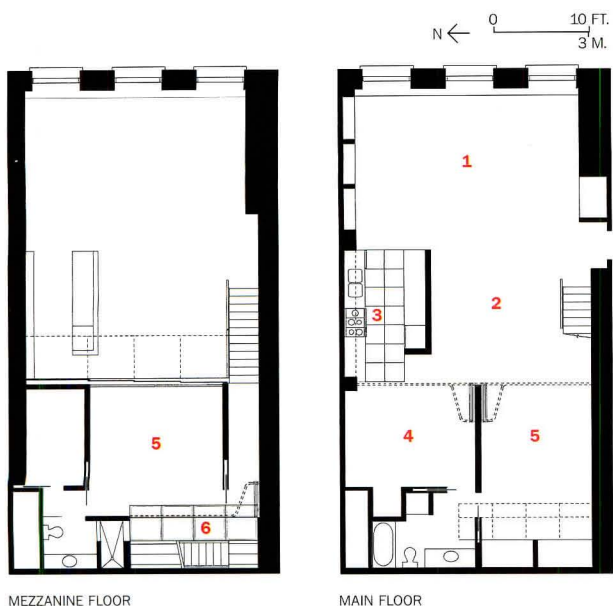
1. Living
2. Dining
3. Bedroom
4. Roof deck

EAST-WEST SECTION





Sliding-glass panels on the front and back of the master bedroom (above and opposite top left), along with pocket doors, let spaces flow into one another. The main stair (opposite top left) is cantilevered from the wall, while its railing—like that of the bedroom (opposite bottom)—is white lacquer on fiberboard.



MEZZANINE FLOOR

MAIN FLOOR

- 1. Living
- 2. Dining
- 3. Kitchen
- 4. Study
- 5. Bedroom
- 6. Glass floor



middle, and back of the residence. By lowering mechanized fiberglass-fabric shades and by opening or closing glass panels, people in the loft can manipulate the play of light and change the character of the space.

A sense of openness is enhanced by the loft's height, which the architects had to fight to expand. Because the original floor-to-ceiling dimension was about 15 feet—not enough to insert a mezzanine—the architects wanted to raise the roof by a couple of feet. The building's cop board, however, nixed that idea, so Marble and Fairbanks found an extra 20 vertical inches by removing old wooden ceiling joists. This provided enough volume for a generous master bedroom suite to overlook the living and dining rooms.

Responding to the clients' desire for subdued colors and textures, Marble and Fairbanks chose white-lacquered fiberboard for railings, limestone for the kitchen floor, and white oak planks for the other flooring to complement the light green hue of the sliding-glass panels. Only closet doors swing out; all others slide into wall pockets and disappear. Like the floors, the dining table and much of the other furniture is white oak, made by Simon Dance, a London friend of the clients. When asked what she liked most about the loft, one of the owners gives a two-word answer without hesitation: "The light."

"You'll find some kind of transformability in all of our residential projects," remarks Fairbanks, whose firm is finishing a space for a Japanese cultural institute in New York and an exhibition called *Face to Face: Shiseido and the Manufacture of Beauty*. For people who value flexibility and change, such designs are right on target. ■

Sources

Aluminum pillow blocks and steel track on mezzanine: Lee Controls
Steel track system on main floor: Hawa (Variotec)
Cabinet faces and counters: Corian
Semi-recessed wall washer: Elliptipar
Sinks: Kohler

Faucets: Kroin

Range, oven, hood: Gaggenau
Refrigerator: Sub-Zero
Flooring: White oak
Kitchen floor: Limestone

WWW For more information on the people and products involved in this project, go to **Projects** at: www.architecturalrecord.com



The loft's back stair has the feeling of being outdoors thanks to metal grating, open risers, and a skylight above (opposite bottom and this page). The stair leads to a roof deck (opposite top).

In Las Vegas' "Venice," amid gondolas and swimming-pool-blue canals, **Morphosis** designs two dynamic new restaurants, **TSUNAMI** and **LUTÈCE**

By Lisa Findley

World traveler Thom Mayne, AIA, had never been to Las Vegas until he was asked to journey an hour by air from his southern California office to design two restaurant interiors there. Las Vegas' kitsch does not amuse him, and the recent spate of huge, themed hotel casinos, each mimicking the icons of different cities from around the globe, appalls him. At the same time, however, Mayne was intrigued by the client's offer of virtual carte blanche—an enticement for any architect—and ultimately he accepted the commission.

The site for both restaurants—Lutèce and Tsunami—would be scenic "Venice," or more precisely, the Venetian Resort, where a sloped moving sidewalk lifts pedestrians from the Las Vegas Strip, transporting them through full-scale re-creations of the San Marco Campanile and the


Doges' Palace facade, just behind a miniature, swimming-pool-blue "Lagoon." Inside are acres of casino and a shopping mall: a mini Venice complete with gondola rides, beneath an ever-changing sky projected onto the curved ceiling's dry wall and sprinkler heads.

Hiring big-name architects has become part of the game as Las Vegas strives to upgrade its image with expensive shops and spin-offs of high-end restaurants. For this improbable commission, Mayne's Santa Monica-based firm, Morphosis, created a place of fantasy, but one that departs radically from the local norm. Rather than stoop to the level of pastiche to fool the eye,

Lisa Findley, a San Francisco-based architect, is a contributing editor to ARCHITECTURAL RECORD.

Project: Tsunami Asian Grill
Client: Ark Restaurants Corporation
Architect: Morphosis—Thom Mayne, AIA, principal; Kim Groves, project architect; David Rindlaub, project designer; Simon Businger, Josh Coggeshal, Jerome Daksiewicz, Manish

Desai, Martin Josst, Ung Joo Scott Lee, Devin McConley, project team
Graphic designer: Rebeca Méndez
Engineers: Joseph Perazelli and Martin & Petlyn (structural); AE Assoc. (mechanical); MSA (electrical)
Contractor: Price Woods



Tsunami (opposite and this page, above) contrasts strikingly with its themed setting: the Venetian Resort's "Grand Canal," a shopping mall (this page, left) with gondolas on its indoor stream.



Tsunami Restaurant



At Tsunami, canted, folded wall planes and ceilings, all bearing huge photomurals,



enhance the spatial complexity and dynamism (this page and opposite).



these architects set out to engage the body and imagination with two unexpected and unusual spaces.

The chic Tsunami Asian Grill, serving trans-Asian cuisine, stands just off the “Grand Canal” shopping mall, while downstairs, in a corner of the vast casino, is Lutèce, sister of the exclusive New York restaurant by the same name. Morphosis set out to provide two retreats from the Venetian’s noise, constant activity, and visual chaos. At Tsunami, the architects play with folded planes and surface treatments bearing pictorial content, rather than pattern or texture. At Lutèce, they continue the experimentation with spatial manipulation that has been a Morphosis hallmark for two decades. In each case, the firm collaborated with an artist to enhance the project’s spatial complexity and physical richness.

Tsunami’s glass-and-steel facade is set within an elevation along an interior stretch of the “Grand Canal,” just as Modernist designs are inserted into old structures of the real Venice.

Diners can sit at the restaurant’s floor-to-ceiling window and watch serenading gondoliers pole U-turns at the canal’s end or see tourists snapping photos of each other in “Venice.” Further inside the 10,000-square-foot, 326-seat restaurant, however, it is possible to be swept away by an otherworldly atmosphere.

Here, Morphosis worked with graphic artist Rebeca Méndez to submerge the restaurant in a standing tidal wave of huge, barely discernible photographs, applied to folded walls and angled ceilings that project into the deep, 28-foot-tall space. A long sushi bar, ramp, stair, and a series of dining spaces further emphasize the relative depth. The spatial continuity, however, is broken by level changes, resulting in several smaller, intimate, dining areas. A mezzanine, with seating and an open kitchen, covers three quarters of the main floor, and a portion of the principal dining area is raised a half level in the back. Perforated-steel guard rails veil these spaces from one another, allowing glimpses of light, color, and activity.

The steel stair, which dominates the space and greets customers at the entrance, was conceived as a body suspended within the multiple floor levels and layered imagery. Unfortunately, budgetary restrictions eliminated its intended perforated-steel skin, and the leftover armature—exposing the mystery of the treads’ backlighting—appears unfinished and awkward in the otherwise mysterious and unabashedly beautiful space.

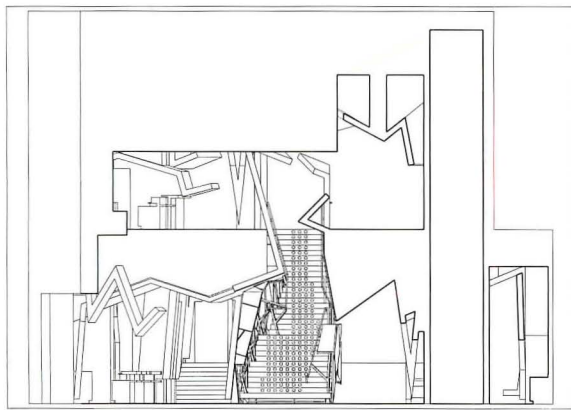
With guard rails, floors, ceilings, original walls, and the folded planes’ flat edges painted a deep charcoal gray, the restaurant’s only color comes from the slightly pixilated photographs. Muted reds and pale yellows dominate the front part of Tsunami, while cooler blues and violets take over toward the rear. The images are generally large—up to 140 feet long—electronically manipulated, and not quite legible, except for a phantom woman’s face or tree branch or flower. Toward the back of the space, though, the murals become more readable and figurative, sometimes with Asian themes. Along the steps to the main dining area’s raised half-level, a high-resolution, unmanipulated photograph shows people at twice life-size staring out, giving the wall plane an unexpected three-dimensionality.

Despite the dynamic pitching of ceilings and photograph-covered walls, Tsunami Asian Grill has a serene atmosphere—in contrast to the apparently calm, more exclusive Lutèce, which reveals disconcerting aspects on closer inspection.

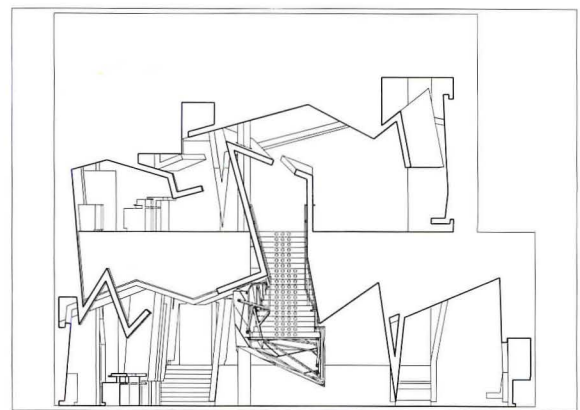
The door to Lutèce is easy to miss in a corner of the Venetian casino. Marked by a small awning, the subtle entryway discreetly pulls



Graphic artist Rebeca Méndez created Tsunami's "standing tidal wave" of computer-manipulated imagery (right) that proceeds from reds at the front of the restaurant (opposite) to cooler blues toward the back.

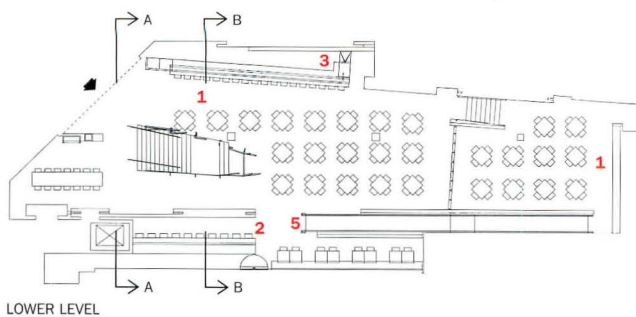


SECTION A-A

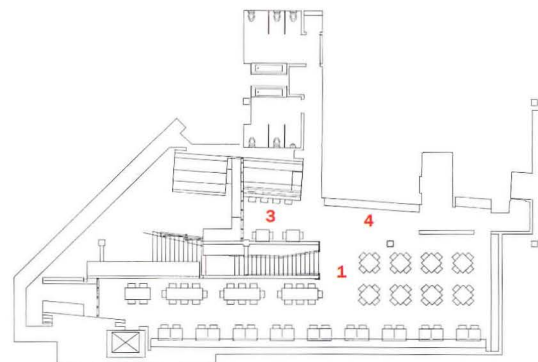


SECTION B-B

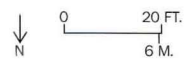
1. Dining
2. Pick-up counter for open kitchen
3. Sushi bar
4. Bar
5. Ramp



LOWER LEVEL



UPPER LEVEL





Lutèce Restaurant

In between the casino's glossy female figurines, Lutèce's bronze doors bear analytical plans of the restaurant (left). Behind the main dining room, a curving glass wall showcases a wine collection (opposite). Off-center bronze bands ring the dining area, as well as its machinelike chandelier (opposite and below).



patrons from the surrounding visual chaos and jangling slot machines, through heavy bronze doors, etched with an analytical plan of the restaurant, into a hushed realm of elegance. Unlike Tsunami, where the expanse of space is immediately exposed, Lutèce hides its dining area behind the curving outer wall of the drumlike form that contains it. Patrons are greeted, then escorted around the drum's edge to an opening, unmasking the spare, sophisticated central room.

The 290-seat, 4,600-square-foot restaurant is not, however, as vertical, or centered, or completely removed from its outside world as it initially seems. Within the circular volume, clean white walls appear to spin outward, while bands of bronze step inward as they spiral around the edge. This geometry of tilting and sliding keeps the eye in constant motion around the restaurant. Hanging oddly off center in the main dining area's tall drum is a quirky, machinelike chandelier, also surfaced in bronze strips and sporting exposed spotlights. The black ceiling and floor disappear against the contrasting, brightly lit white walls, while the white-linen-covered tables float visually. Large, sculptural, pointed forms intrude overhead. A wall of wine racks slides behind a sleekly curving glass wall in a slot of space behind the drum, where a bar serves patrons awaiting tables.


Openings in the drum at first seem haphazardly placed. A

Project: Lutèce Restaurant
Client: Ark Restaurants Corporation
Architect: Morphosis—Thom Mayne, AIA, principal; Kim Groves, project architect; Brandon Welling, project designer; Ung Joo Scott Lee, Josh Coggeshal, Ben Damron, Peter


Vrcibradic, Martin Josst, Henriette Bier, Jerome Daksiewicz, Devin McConley, Manish Desai, project team
Engineers: Joseph Perazelli and Martin & Petlyn (structural); AE Assoc. (mechanical); MSA (electrical)
Contractor: Image Construction



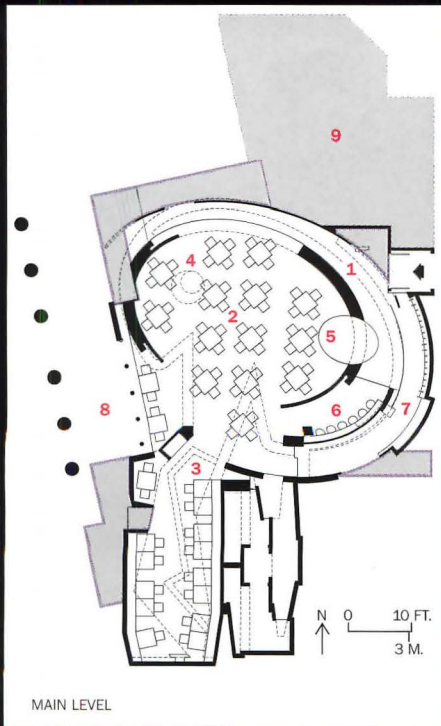




Worm's-eye 3-D study of dining area



Expressively centripetal 3-D view




Tilting and off-kilter forms keep the eye in constant motion, evoking the spinning of an inverted roulette wheel (above and top right). In artist Do-Ho Suh's sculpture, 19,000 tiny figures hold up a glass floor (bottom right).

1. Reception
2. Main dining
3. Private dining
4. Chandelier
5. Soh sculpture
6. Bar
7. Wine collection
8. Patio
9. Kitchen



smaller, more intimate, chocolate-brown dining room can be glimpsed off to the side. Behind a large cutout appears a tiny dining area, where floor-to-ceiling glazing unexpectedly reveals daylight and the tracery of the "Doges' Palace" facade with the "Lagoon" and the Las Vegas Strip beyond it. A low, horizontal aperture allows artist Do-Ho Suh's sculpture, just below the floor, to sweep from the waiting area into the dining room. Here, 19,000 4-inch tall, cast PVC human figures support a 1-inch-thick ellipse-shaped slab of glass flooring on their upturned hands. Not coincidentally, 19,000 is the maximum population of the Venetian Resort.



Tensions between first impressions and later understandings of these two interiors echo Thom Mayne's reaction to Las Vegas. At Lutèce, those who can afford to escape the clatter of Las Vegas are sheltered from it but subtly denied total comfort, as they dine on superb food within Mayne's cheeky, surreal reference to an inverted off-center roulette wheel. At Tsunami, Asian cuisines are offered in an abstract, dynamic, but oddly soothing world apart. In the bleak and garish stage-prop world of Las Vegas, the physical immediacy of both projects is refreshing. ■

Sources

Paint: Hammerite (Tsunami and Lutèce); Dunn Edwards (Lutèce)
Wall covering: Large-scale print on Nutex canvas with gesso, printing by Supergrafx (Tsunami); Glant custom fabric panels (Lutèce)
Lighting: Targetti (Tsunami); Portfolio (Lutèce); Lutron controls (Lutèce)
Tabletops: Corian (Tsunami)
Steel: Royal Metal Works custom (Tsunami)
Doors: Republic (Lutèce); Collins

(Lutèce); Dorma closers (Lutèce)

Ceilings: Armstrong (Lutèce); Interfinish acoustical (Lutèce)

Tile: Superior Tile and Marble (Lutèce)

Cabinetry: Collins custom (Lutèce); Valley Fixtures (Tsunami)

Lighting: Academy Glass (Lutèce); Pulp studios light wall (Tsunami)

WWW For more information on the people and products involved in this project, go to **Projects at:** www.architecturalrecord.com

A FORTUNATE FEW *live awake*
IN THE WORLD.





In uncertainty you find possibility;
in the ordinary you see the exceptional.
Be aware of the larger world around you—
it is fuel for your imagination.

I N V I S I O N
CARPET SYSTEMS

DISTINCTION IS ACHIEVABLE

CIRCLE 47 ON INQUIRY CARD

Invision carpets are available in more than 45 patterns and 144 colors. - www.invisioncarpet.com - 1.800.859.9558



It's a Birdair New World

Bright, Beautiful and Completely Practical. Explore I

Tensioned membrane is an architectural reality, a refreshing global solution for enclosing spaces both public and private. It's a new world of building design, and in it Birdair structures form dramatic sports venues and transportation facilities, stunning convention centers and malls, hotels and recreation sites. Birdair technology was meant for the next millennium because it offers every architect extraordinary possibilities -- the chance to create in new shapes and inventive configurations. Provide natural daylight and project an exciting aesthetic signature

on the evening horizon. Birdair structures are changing the way we participate in architecture. Virtually maintenance free, long lasting, resistant to wind, snow loads and temperature extremes, they are worldly practical, bright and beautiful.

Birdair Tensioned Membrane.
A technological vision that works.

CIRCLE 48 ON INQUIRY CARD



65 Lawrence Bell Drive
Amherst, New York 14221 US
716.633.9500 / 800.622.2246
www.birdair.com



Designing with structural fabrics

ARCHITECTS MAY BE PASSIONATE ABOUT EXTERIOR TENSIONED MEMBRANES, BUT DESIGNING THEM PROPERLY REQUIRES 3-D THINKING AND CAREFULLY TAILORED DETAILS.

By Wendy Talarico

Fabric in architecture captures the imagination. It conjures romantic images: tent canvas staked out in a forest or luxuriously draped curtains making shade for desert nomads. The sculptural shapes an architect can achieve with fabric—from taut, firm roof peaks to pillowy curves—cannot be accomplished with any other material. And the atmosphere inside a fabric structure is unlike that of a conventional building: The diffuse daylight, the acoustics, the shape of the walls or ceilings, even the way the air moves through the space are all different.

Todd Dalland, FAIA, and Nicholas Goldsmith, FAIA, of FTL Happold Design and Engineering Studio in New York City, are as entranced with tensile-fabric structures today as they were when they were first introduced to them in college; in 1971, Dalland made a kind of pilgrimage, hitchhiking from Cornell University to New York City to see Frei Otto's tensile structure in the courtyard of the Museum of Modern Art. Goldsmith later worked with Otto in Germany.

While some firms incorporate fabric in their design work, FTL Happold specializes in it. They design and engineer all types of fabric structures, from air-supported domes to tensile-membrane roofs. FTL Happold has even developed its own software for structural designs (as have a few other engineering firms and some of the fabricators, including Birdair in Amherst, N.Y.).

In addition to designing the structures, FTL Happold also gets about half its business from consulting with other architects who want to



The AFA Carport in Munich illustrates one of the main advantages of fabric—large areas can be covered using a minimal amount of structural material.

use fabric in their designs. Together with the British-based engineering firm Buro Happold, which is in partnership with FTL, the integrated staff provides the engineering, specifies the cutting patterns, or helps the architect develop the design. “We’re trying to show other architects that working with fabric is not that hard, once you try it,” Dalland says. But engineering a tensile-membrane structure is challenging, even though computer modeling helps in understanding the stresses and loads and in visualizing the finished product.

Fabric is more widely used overseas than in the United States, especially in Europe, Japan, Mexico, and South America, says Bruce Wright, editor of *Fabric Architecture*, a publication of the Industrial Fabrics Association International in St. Paul, Minn. That’s because there is a greater use of canopies and awnings in these countries to limit heat gain. Since air conditioning is often considered a luxury outside the United States, tensile-membrane roofs are popular because they allow daylight while providing shade.

Cut from different cloths

Structural fabric may be used as the entire shell of a building, or as the roof or the cladding. In a smaller role, it may serve as a shading system, skylight, or entrance canopy. There are mesh fabrics (used for shading structures), clear fabrics, liners that improve the aesthetics and performance of outer fabrics, and a range of exterior fabrics for permanent structures. All of these fall into two main types of cloth: polyester and fiberglass. The coatings applied affect the fabric’s performance.

CONTINUING EDUCATION



Use the following learning objectives to focus your study while reading this month’s ARCHITECTURAL RECORD/AIA Continuing Education article. To receive credit, turn to page 162 and follow the instructions.

LEARNING OBJECTIVES

After reading this article, you should be able to:

1. Explain the advantages of using fabrics in a building’s design.
2. Describe which elements of a building may be made of fabric.
3. Identify the fibers and coating used for structural fabrics.

Digital Briefs

The first American virtual reality theater opens in Iowa • Apple unveils its next-generation operating system at Macworld Expo



The maze demonstrates the photo-realistic visualization of an architectural model (far left). The Miller project is a library of opportunities to construct and reconstruct famous buildings (center and right).

Major advances in virtual reality technology

Iowa State University in Ames has created the first virtual reality theater in the United States, designed to immerse the user in images and sound. Opened on June 19, C6, as it is called, "is the first wireless, six-sided virtual reality theater," according to Jim Bernard, director of Iowa State's Virtual Reality Applications Center (VRAC).

Virtual reality uses computer images and sound to create environments that can be experienced as "real" by the user. Virtual reality technologies include head-mounted displays, virtual reality desks, and virtual reality rooms. Traditional cabling for gloves and headsets, essential tools that provide perspective and allow user interaction with images, will be replaced by wireless systems that will give users of C6

an unprecedented level of freedom within its walls.

"By going wireless, we can provide full motion so you are really immersed in data," said Carolina Cruz-Neira, assistant professor of electrical and computer engineering at Iowa State and associate director of VRAC. "When you are in there you will forget which wall is the door." Researchers will be able to walk inside buildings that no longer exist. "It will provide full, look-around capabilities," Cruz-Neira further explained. "With architectural models like the Notre Dame cathedral, you will be able to look up and see the paintings and designs on the ceiling."

C6 is a 10-by-10-by-10-foot room of workable space. High-resolution color images will surround

the user via six rear-projected high-intensity projectors. Four wall projectors provide images directly on the surfaces. The ceiling and floor projectors will bounce images off mirrors before reaching the surface. The facility will use SGI Onyx2 computers running special software to create simulations, produce sounds, track feedback, and generate images. Six Barco projectors provide real-time 3-D images on the display surfaces. Ascension Technology's wireless trackers allow users to interact with the virtual world.

Iowa State will continue to operate its existing VR facility, the C2, and will link the two facilities to explore distributed virtual reality. "This will allow researchers in two or more different facilities, which could be located in different places anywhere in the world, to share their

experiences and help develop solutions," says Cruz-Neira.

Many VR applications are already in use at VRAC, including a virtual library that provides an immersive environment for walking through and seeing the inside of famous and historic buildings in their original or intended form and structure. Another application is the Virtual Architecture Design Tool, called VADeT, which creates an immersive environment for interactive architectural design and enhances conventional sketching on paper. The Maze incorporates effects such as animation, lighting, and reflection, which are commonly possible only in frame-by-frame rendering, to create real-time visualization capabilities.

For more information, visit their Web site at www.vrac.iastate.edu/research/architecture. *JFK*

Apple's next big thing

Apple's next-generation operating system was announced at the Macworld Expo in New York, July 18-21. Called the Mac OS X, the system will be released in the first quarter of 2001 and is described by Apple as "not just another pretty face, but an industrial-strength modern operating system."

Sean Flaherty, of Nemetschek North America, stated, "Mac OS X is projected as much more robust and powerful than previous versions, and I look at this as being a new foundation release, featuring increased

memory protection and preemptive multitasking, which will be favored by VectorWorks Mac users."

Nemetschek North America today announced its intention to support Mac OS X fully by releasing a Carbon native (a Mac program that's been updated for Mac OS X) version of VectorWorks within 60 days of the launch of OS X. Although now cross platform, MiniCAD/VectorWorks, the company's flagship product, originated on the Mac and has gone on to becoming the bestselling Mac CAD program.

The preview version of Apple's next-generation operating system

includes the final API specifications required by developers to complete upgrades of their applications to take full advantage of Mac OS X's new capabilities. Mac OS X Developer Preview 4 also includes a version of Microsoft's Internet Explorer 5 specifically for Mac OS X, and support for the Java 2 Platform.

"With this Preview release, developers now have everything they need to make killer applications for Mac OS X," said Steve Jobs, Apple's CEO. "We are incredibly pleased at the support we are get-



The Macintosh OS X breaks new ground.

ting from many of the world's best software developers for Mac OS X, the future of the Mac platform."

For more information, visit www.apple.com/macosx. *Jane F. Kolleeny*



“Beautiful buildings are...
works of art using the
best technology.”

Frank Lloyd Wright



Bidcom.

Build Better.

www.bidcom.com

Bidcom, Inc. helps companies manage risk, improve profitability and complete building projects on time. Bidcom's Suite of e-Business Services are delivered through a comprehensive, integrated online environment that allows building industry professionals to communicate and collaborate, manage business processes, conduct e-commerce and access valuable industry content. Bidcom's easy-to-use services support all participants throughout the complete lifecycle of multiple building projects, including: owners and real estate developers; architects and design professionals; general contractors and sub-contractors; and facilities managers.

© 2000. All rights reserved. Bidcom and the Bidcom logo are trademarks of Bidcom, Inc.

CIRCLE 57 ON INQUIRY CARD

Project extranets give design professionals a reason to get wired

By Kathleen Maher

Project extranets are hot and getting hotter. Recently, their usefulness for architectural projects has soared. At the A/E/C Systems show in June, for example, the number of exhibitors offering extranet services had tripled from two years ago. The reasons are simple: the technology allows architects, designers, and engineers working in-house to communicate easily with outside contractors and to retrieve information when at home or in the field.

Essentially, a project extranet is a designated storage space on the Internet containing project-related information that can be accessed and modified electronically by project members. New products are continually being developed to facilitate more efficient project management online. Because extranets are located on the Internet, and therefore external to a particular office, the information they contain can be made available to any designated team member at any geographical location.

Mike Hnastchenko, director of technology at Ellerbe Becket in Minneapolis, and an enthusiastic proponent of project extranets, enjoys the immediacy that project extranets facilitate. "We have projects in Dubai and China and we can communicate across time zones," he says. He feels that he is working more closely with his colleagues spread out all over the world.


Kathleen Maher, formerly editor-in-chief of Cadence magazine, is now an analyst at Jon Peddie Associates. She can be reached at www.jp.a.com.

According to Hnastchenko, those who take advantage of the technology will be able to communicate more efficiently and streamline their processes; those who don't will be left behind.

With a staff of 800 employees scattered among 11 offices around the world, Ellerbe Becket began exploring project extranets more than three years ago in order to communicate more efficiently with design team members inside and outside the firm. Ellerbe had been using FTP (file transfer protocol), a function built into the Internet that lets users set up a mutually available site on the Internet from which files can be downloaded. Setting up an FTP site requires effort on the part of site administrators, and special software is needed to download files. "The job gets done," says Hnastchenko about FTP, "but administration is clumsy, setting up access is clumsy, and the interface is very basic."

Ellerbe Becket first investigated several different companies offering extranet-hosting services, but Hnastchenko came to believe that standardizing on one was an absolute requirement. "If you keep experimenting," he said, "it's a training nightmare for your users and it doesn't promote collaboration." Instead, he said, "everyone will be using something different, the very antithesis of what the technology was designed to accomplish."

An AutoCAD house with a long relationship with Autodesk, Ellerbe Becket became involved in the development of Buzzsaw, Autodesk's project extranet company, and is now a Buzzsaw customer.



Perspective drawing of the Johnson Controls plant being built in Reynosa, Mexico.

Ellerbe Becket is redesigning its own Web site to link with Buzzsaw, thereby enabling one-stop communication for project members accessing Ellerbe Becket's site.

The architects are pleased with Buzzsaw's ease of use. Project members have no trouble accessing the site, even if they are not technically adept. Even more important, the project extranet sites are simple to set up. Site administrators can sign on for free, select a password, download component software that's invisible to users, and set up a site in minutes. In contrast, other project extranet companies often require an architectural firm to register, create an account, then wait to be notified that it can set up a site. Worse, in some cases the notification process has to be repeated every time a new user is added to the list of project participants.

"IT'S JUST NOT REALISTIC TO EXPECT EVERY PARTICIPANT IN A PROJECT TO RELY ON A PROJECT INTRANET."

Buzzsaw can offer this quick setup because it charges according to the amount of storage used and gives customers up to 100 Mbytes free. The added layer of administration required by other extranet companies comes from the necessity of setting up an account and some kind of payment plan from the start. Thus, though many projects can easily use many more than 100 Mbytes, the real attraction to Buzzsaw's free storage is that it allows immediate initial setup, so architects and other team members can get to work right away.

Setting up with Buzzsaw, however, is not always smooth sailing. Ellerbe Becket, for example, wanted all their projects up and running on Buzzsaw as soon as possible. Hnastchenko therefore tried to transfer all 800 users associated with the firm to the Buzzsaw site at once. It crashed. Subsequently, the Buzzsaw team worked with Hnastchenko to develop tools that enabled him to make the transfer, which is now trouble-free.

Ellerbe Becket relies on Buzzsaw most heavily in the design phase of an architectural project. According to Hnastchenko, this is because architects and engineers are generally comfortable with the technology, and the greatest need for collaboration occurs in the early stages of a project. During design, the extranet is used primarily for drawing file exchange and review. The system accommodates all documents that nor-

mally accompany a project. When files are uploaded to a Buzzsaw site, team members are sent an E-mail notifying them that there's new information online. Requests can be made to review, mark them up, make comments, and so on. It's easier to keep track of drawing revisions on the extranet than in earlier communication systems—such as simply making a file available on an FTP site or sending it back and forth via E-mail—because the dates, times, and documentation are an integral part of the Internet system. At the end of a project, the documents can be stored on a CD as a permanent record.

When it comes to the construction phase of a project, Ellerbe Becket still relies on the more traditional, paper-based methods of communication. "It's just not realistic to expect every participant in a project to rely on the project extranet," Hnastchenko says. "For example, you can't expect the carpet installer to be on the system. As you get further down the spectrum in a project, some of the efficiencies diminish." Stereotypically, people involved in the construction phase of projects have are not as technologically adept.

A 450-person firm with headquarters in Houston, 3D/International (3D/I) enjoys being on the cutting edge of technology. The company experimented with project extranets and, in fact, built its own extranet sites for individual projects. But 3D/I, like Ellerbe Becket, relies on AutoCAD and therefore gravitated toward Buzzsaw. Vice President of Industrial Development Alvaro Rizo-Patron finds that Buzzsaw provides a simpler solution that lets the firm pick and choose the features it needs while reducing the administrative burden that comes with building and maintaining in-house sites.

Unlike Ellerbe Becket, however, 3D/I finds project extranets most helpful in the construction phase of a project. 3D/I specializes in a project-delivery method known as "bridging," in which the architectural firm acts as a representative of the owner: it hires outside contractors and assumes responsibility for overall project management.

The architecture firm began using project extranets to communicate with Mexican contractors during the construction phase of the Johnson Controls automotive systems division plant, a 186,000-square-foot project located in Reynosa, Mexico (see sidebar). The architects relied on the firm's internal systems during the earlier phase of this project but found Buzzsaw to be extremely helpful when long-distance communications became necessary between the construction

Extranet Web sites abound

The number of companies offering services falling under the heading of project extranets has multiplied geometrically. It's been estimated that there were about 30 extranet companies at A/E/C Systems in 1999 and this year the number has risen to 150. RECORD contributing editor and consultant Jerry Laiserin, FAIA, who has been studying the field, says that there are as many as 600 companies that fall under the broad heading of extranet services. They cannot all survive. Next year, will there be 250 companies, or 75, or 25?


So far, architectural firms are taking advantage of the most basic services, such as file exchange. There might be some purchasing, some specifying, and some project management being done online, but how do these new services interface with the processes already operating in-house? Furthermore, some of the same problems, resistance, and inertia that have traditionally plagued various forms of project management will also plague the more advanced services offered by project extranets.

Architects and engineers, already resistant to process-control measures, are not likely to welcome these systems simply because they're on the Internet, but they do value the ability to exchange files, as well as file viewing and mark-up.

Project extranets have an advantage in their accessibility and the universality of the Internet. It's easier for teams from different companies to access a central site using the Internet browsers they're already comfortable with. Also, it's easier to sample a subset of services. Extranet companies offering these

services will learn from their customers. Companies that can tailor their services to the ways in which their customers use the basic features of project extranets will be the ones that survive.

We have provided a representative list of Web sites at *ArchitecturalRecord.com* for your perusal. They were chosen in the interest of demonstrating the wide variety of services and approaches to project extranets. If you are interested in further research into project extranets, take a look at Web sites for Tenlinks, the AIA, Extranetnews, and CADALOG. K.M.



NOW GET ABUSE RESISTANCE WITHOUT THE HEAVY INSTALLATION COST.

The time, labor and expense of masonry construction can add up to a weighty load. That's why more builders are switching to USG® FIBEROCK™ Brand Abuse-Resistant Panels.

You get all the abuse resistance required for institutional applications, with panels that install over conventional framing. Which also pays off in speedier occupancy and far greater design flexibility.

Take some of the pressure off your next project.

Call 1-800-USG-4YOU today or visit our website:

www.usg.com



FIBEROCK™
BRAND

VH1 ABUSE-RESISTANT
GYPSUM FIBER PANELS

CIRCLE 58 ON INQUIRY CARD

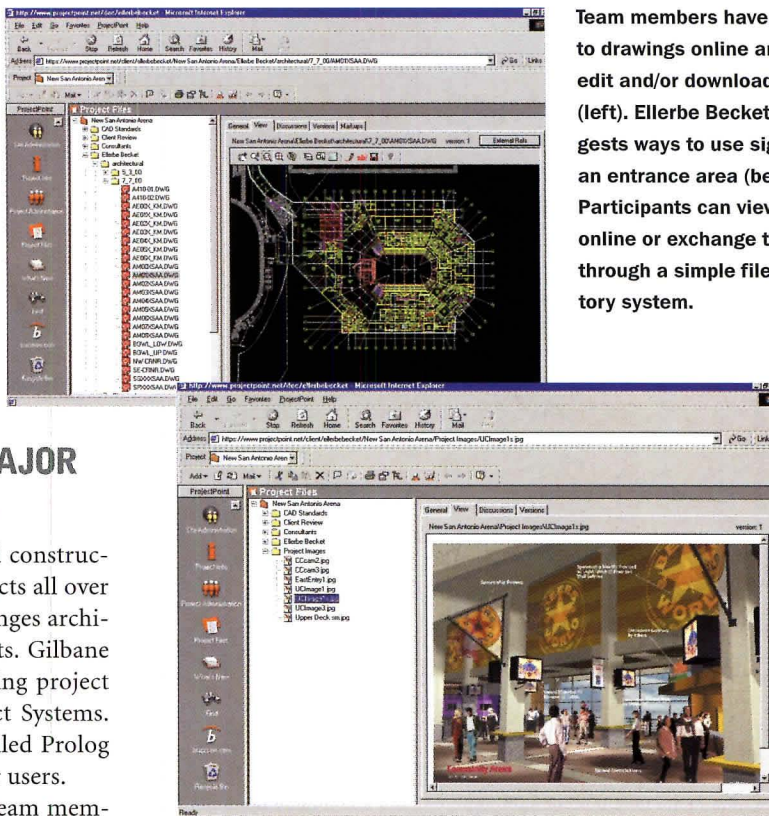
site and the home office. Construction drawings were uploaded to the extranet and then downloaded and plotted on the site.

Although Rizo-Patron admits that computer use is less common among contractors than among architects and engineers, 3D/I simply makes it a condition of employment. "We seriously consider whether we will work with a company that is not Internet-savvy," he says. Yet, even when the firm does work with companies and individuals who are not particularly knowledgeable about computers, the architects at 3D/I have found it easy to get those people to use a simple system like Buzzsaw right away.

THE ABILITY TO EXCHANGE FILES OVER THE INTERNET IS CAUSING A MAJOR CHANGE IN THE WAY PEOPLE WORK.

The Gilbane Building Company is a 125-year-old construction firm that frequently works on large, fast-tracked projects all over the country. As a major contractor, it faces the same challenges architectural firms do in meeting project deadlines and budgets. Gilbane decided to build online collaboration utilizing their existing project management system, Prolog Manager by Meridian Project Systems. Meridian's integrated Internet collaboration module is called Prolog WebSite, and it uses a browser interface as the front end for users.

Gilbane used Meridian's Prolog WebSite to link team mem-



Team members have access to drawings online and may edit and/or download them (left). Ellerbe Becket suggests ways to use signage in an entrance area (below). Participants can view files online or exchange them through a simple file-directory system.

3Plant for Johnson Controls

As the client's representative, 3D/International (3D/I) is relying on Buzzsaw to facilitate communication during construction of a plant in Reynosa, Mexico, for Johnson Controls' Automotive Systems Group. The 186,000-square-foot factory, scheduled to be completed in October 2000, will build automotive seat tracks.

Before construction began, 3D/I set up an on-site office, fully equipped with computers and Internet connections, with three full-time 3D/I employees. In the first stages of the project, construction drawings were being exchanged via E-mail between 3D/I's San Antonio office and Reynosa. However, by the time the construction crew was ready to move earth, San Antonio-based designer David Ramirez had become increasingly frustrated with the communication process. E-mail was inefficient since it depends on people sending and checking E-mail on time. In addi-

tion, E-mail offers no revision control. Often Ramirez wasn't sure if the builders received the most recent information, let



alone if they were in fact working with it.

So Ramirez decided to travel to Mexico to help coordinate the construction process. Around the same time, he learned about Buzzsaw and decided the project extranet site was a possible solution to his problem. In Reynosa, Ramirez logged on to the Internet, created a site for the Johnson project, and, within minutes,

called the home office to tell them to put the most recent drawings on the site.

This kind of immediacy on the part of project extranets is what appeals to architecture firms. The site gives all parties the ability to see the most recent drawings as soon as they're uploaded to the Web site.

According to Alvaro Rizo-Patron, a project extranet's biggest drawback revolves around the question of whether an extranet should be used as a file-transfer site or as the primary location for maintaining project files. Specifically, a full-service architectural firm like 3D/I uses an intricate and detailed directory structure that helps them organize complicated projects. It's not practical for 3D/I to recreate that directory structure on the extranet site because this would require uploading a large

number of files that do not need to be shared. Furthermore, the construction company doesn't have the time or inclination to learn the directory structure of every architectural firm with which it works.

Ideally, 3D/I would like to create an extension from the Buzzsaw extranet to its internal directory structure. However, because that has turned out to be impractical and because the company has elected to use Buzzsaw primarily for file exchange, 3D/I instead opted to create a simpler directory on Buzzsaw. This, however, adds an extra step to the firm's process: 3D/I has to move drawings from its in-house directory, rename them, and insert them into a separate directory that is then uploaded to the Internet.

For sure, it's an added chore, explains Rizo-Patron, "but it's not going to kill our use of Buzzsaw." The advantages of project extranets far outweigh this inconvenience. *K.M.*

formz

3D FORM SYNTHESIZER



From **Sport City** by **Elisa Lui**, Architectural Senior,
University of California at Berkeley. Instructor: John Marx.

“Signifying a new age of dynamic movements, exciting advantages, and ultimate fun, the Sport City is a stage... Its form is derived from the shape of the human heart. Twisting, bending, and overlapping, the two organic glass tubes in the center move like the rushing red blood cell in our arterioles...”

auto•des•sys, Inc. is delighted to support the exploratory imagination of the novice designers that will shape tomorrow’s physical world.

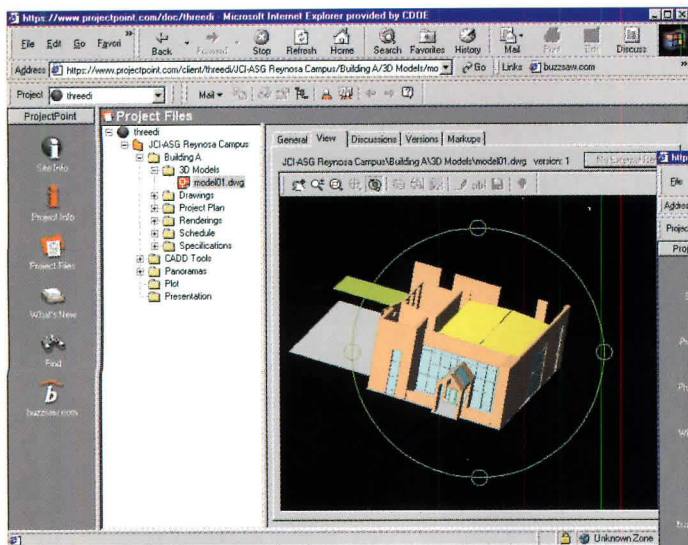


3D solid and surface modeling software at its best, with
Visit us at www.formz.com to download a free demo.

photorealistic rendering, radiosity, and animation.
Call (614) 488-8838 or fax (614) 488-0848 for information.



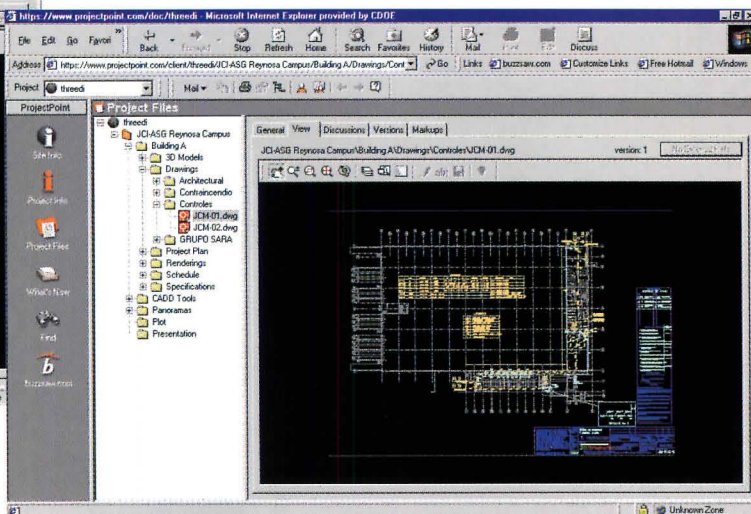
CIRCLE 59 ON INQUIRY CARD



3-D model of the Johnson Control plant (above).

For the Johnson Controls-Automotive Systems Group plant, 3D/International

set up a simple file system to enable contractors to access files and plot them (below).



bers in the recent \$12-million, 150,000-square-foot BassPro Retail Shop in Houston. Kathy Kearney is Gilbane's Information Systems Manager. She is putting Prolog WebSite to work tracking information related to the project including drawing documents, work journal entries, notices to comply, RFIs and meeting minutes. From the site, the construction team uploads digital photographs of the project, eliminating the need for faxes or couriers.

For this project, Gilbane has signed up for 10 licenses of Prolog WebSite to link the architect and project owner located in Missouri, with contractors located throughout Texas, and inside project staff members at Gilbane. Ease of setup is as important to Kearney as it is to Mike Hnastchenko of Ellerbe Becket and to the 3D/I team. Kearney found it easy to integrate with Prolog WebSite, unifying it into her project management system. She says, "Once the initial setup of a project is completed in Prolog Manager, the project is then added to the Web site while designating the requested project specific categories and verifying user access settings." Once this stage is complete, the ongoing maintenance and administration of the site is minimal, she says.

Bells and whistles

The many project extranet providers offer a large menu of services from which to pick and choose. In addition to the basics—file exchange, mark-ups, and comments—a firm can take advantage of project management; PIMs (personal information managers with calendars, address books, and memos); online visualizations, including animated walk-throughs; video collaboration; and Web cams to monitor construction progress. The extranet providers' home sites are evolving into discipline-specific portals that offer custom-tailored services such as bidding on construction supplies or facilities management (see table for a listing of sites and their areas of specialization at architecturalrecord.com).

It seems, however, that few firms are taking advantage of the more elaborate bells and whistles. When asked if he would use a Web cam on-site to monitor construction progress, 3D/I's Rizo-Patron said that such real-time monitoring is not practical, given the limitations of bandwidth and the huge load that video puts on both internal and Internet networks. Usually, all one can see with such Web-cam systems are

a few frames per second of low-grade video. Instead, Rizo-Patron prefers still shots uploaded at regular intervals.

Likewise, even though Ellerbe Becket creates visualizations with 3D Studio MAX, Hnastchenko does not see the need to make walk-throughs and animations available on the project extranet since the files are large and looking at animations over the Internet can be a slow, frame-by-frame experience. Both 3D/I and Ellerbe Becket make visualizations of 3-D models available to team members. As for more sophisticated project-tracking and project-management capabilities offered by project extranets, Hnastchenko points out that Ellerbe Becket has its own project-management system already established in-house, so it has no need for a similar capability from Buzzsaw. Ellerbe Becket only uploads drawings onto the extranet after they have been signed off internally.

For Gilbane, on the other hand, the use of the Internet for collaboration is an integral part of the project management process. Also, like 3D/I, Gilbane finds the ability to upload digital still photos to be very valuable.

Taking the capability one step further, Meridian has support for the 360-degree digital photos created using the IPIX system. IPIX uses a special camera attachment that lets users take two 180-degree images with standard digital cameras that can be stitched together. These photos let users see all around a construction site.

So far, the broadest use of project extranets today is simply for file-storage viewing and file transfer. That may not sound revolutionary, yet the ability to exchange files over the Internet is causing a fundamental change in the way people work: gradually, the locus of control is moving ever farther from the local desktop machine. The evolution of the Internet as a vast central storage site makes access to the information possible anytime, from anywhere in the world. As Mike Hnastchenko puts it, "We are setting up a system where collaboration can happen." ■

WWW For a representative list of Web sites demonstrating a wide variety of services and approaches to project extranets, go to **Digital Architect** at: www.architecturalrecord.com



**SLEEK LINES
SUBTLE
CURVES
AND GRACEFUL
NEO
CLASSIC
ARCHES**

**MAKE SURE THEY
BUILD IT THE WAY
YOU DESIGNED IT.**

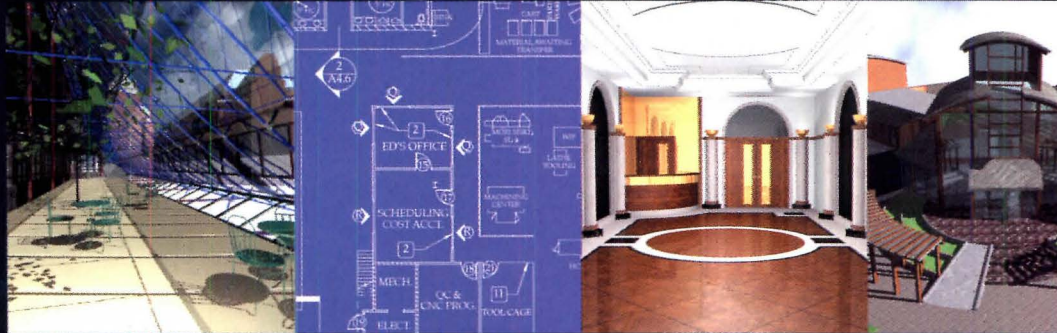

buzzsaw.comTM
an Autodesk® venture

Set up a personalized project site on Buzzsaw.com's secure servers and get your whole team working together in a matter of minutes. Register the members you want with the permission level you choose, and use your central workspace to track decisions and changes throughout the project lifespan. From design collaboration, to bidding and buying, to construction management, it's all in a day's work at Buzzsaw.com.

CIRCLE 60 ON INQUIRY CARD

VectorWorks ARCHITECT

Delivers the promise of Architectural CAD



"VectorWorks ARCHITECT is a great program...I am currently getting re-trained in AutoCAD Architectural Desktop Revision 2...and it just doesn't stack up to VectorWorks ARCHITECT."
—Edward Koenig, Carmelhill Drafting Studio

Isn't it about time someone addressed the promise of CAD? Introducing VectorWorks ARCHITECT

Engineered and built by professionals in your discipline, ARCHITECT delivers on the promise of architectural CAD. It does everything CAD was supposed to do but didn't quite. Truly a better way to design, ARCHITECT integrates Design, Production and Project Management into a system that delivers unparalleled productivity—all at a price even the smallest firm can afford.

INTEGRATION

- Complete integration of your 2D plans, 3D models, reports, schedules & client presentations
- Scalable CAD standards make it easy to structure & manage documents

DESIGN

- Unprecedented tools for programming studies and analysis
- Thousands of "Intelligent" building Objects & 2D/3D architectural symbols
- State of the art Solar Animator


PRODUCTIVITY

- An easy system for archiving, placing, & managing notes
- Automatic creation of reports & schedules
- Project Management features including issue management, error & revision control, & workgroup referencing

Special Offer to Readers of ARCHITECTURAL RECORD

Save over \$180 by purchasing VectorWorks ARCHITECT direct for \$1395 or without photorealistic rendering for \$1140. Includes FREE Tech Support and a 90-Day Money-Back Guarantee.

*Existing VectorWorks users call for upgrade pricing.



NEMETSCHek
NORTH AMERICA
CIRCLE 61 ON INQUIRY CARD

Architects Explore Uses for Innovative Offline Web Pages

By Evan H. Shu, AIA

Creative thinkers love to find new uses for tools, uses that their makers may not have originally intended. These days, many architects and designers are finding new ways to use Web browsers, those ubiquitous software programs such as Netscape Navigator or MS Internet Explorer that are installed on most computer systems today to surf the Internet. Surprisingly, many of these new opportunities have nothing at all to do with being connected to the World Wide Web or to the Internet.

Some background on browsers

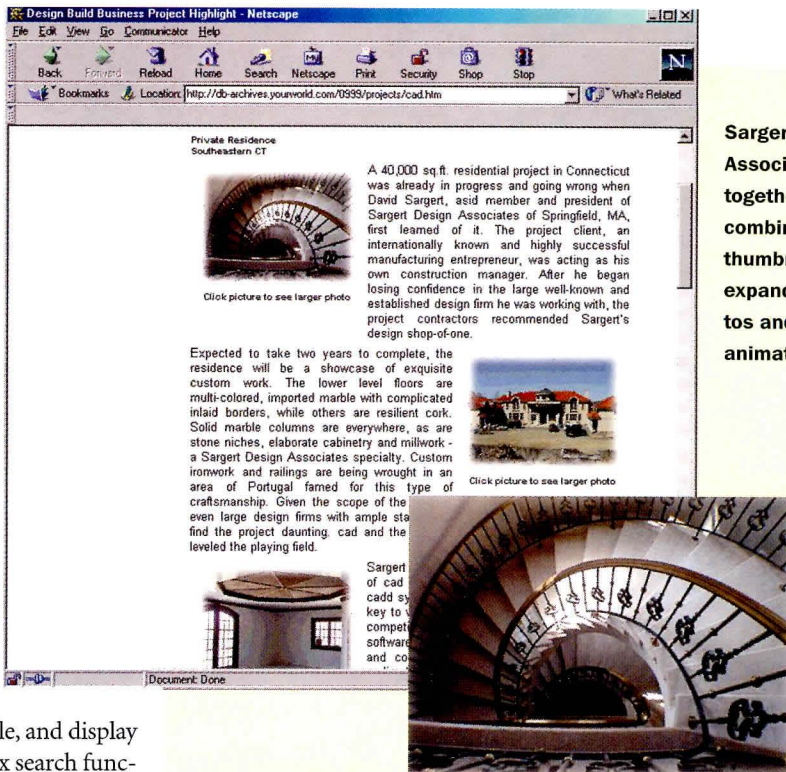
It is important to understand that, for all the fancy Web page graphics it shows us in our forays into the Internet, a Web browser is, in essence, nothing more than a fancy text-file viewer. It literally does nothing more than open up a simple text file, much like a word-processing file, and display it on a computer screen. What appear to be complex search functions are not done by Web browsers at all but by sophisticated search-engine software programs that exist on the Internet itself. Plug-in modules can further enhance Web browser capabilities to play audio, video, or animation files, but it is useful to remember that, at its heart, a Web browser is a text-file viewer.

Furthermore, a Web page can be thought of as a computer file comprised of unencoded or "plain" text that is formatted with additional special HTML tagging language. The HTML coding allows both text and graphic images to be displayed in various and enhanced ways.

The Web browser sees no difference between a Web page that it opens on your hard drive and one that it gets off the Internet. If a plain text file on your computer has either an HTM or HTML file extension (for example, TESTPAGE.HTM), it becomes a Web page; you can click on it with your mouse and your Web browser will immediately take a look at it. So Web pages can exist online on a server tied into the Internet or just as easily offline on your own computer system.

Although Web language (HTML) is fairly rudimentary (for example, Headline makes the word *Headline* appear in bold lettering), most people would rather not get into the nitty-gritty of writing directly in Web language. Fortunately for them, they are no longer required to, as there are many software programs now that can directly

Evan H. Shu, AIA, principal with Shu Associates Inc., an architectural firm in Melrose, Mass., is editor and publisher of Cheap Tricks, a monthly newsletter for DataCAD users.



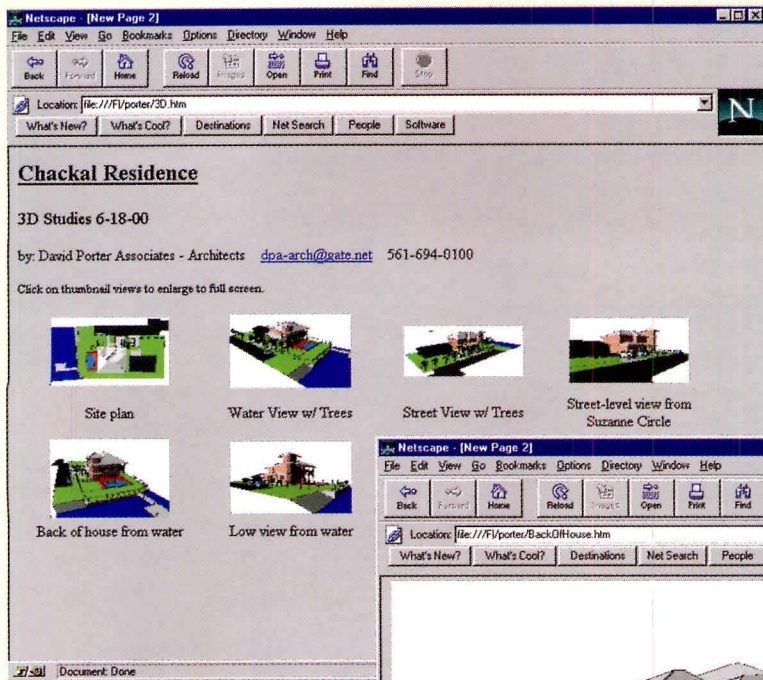
Sargent Design Associates can put together presentations combining text and thumbnails, which can expand to larger photos and even an animation file.

export from a word-processing or desktop-publishing document into Web format. In fact, many of the current standard word-processing software programs, such as Microsoft Word, routinely show a choice in their File menu that says "Save as Web Page." So creating Web pages is now just a simple matter of creating a typical page in your word-processing software and then saving it in Web format. One does not need to get training in HTML programming at all (although such training certainly helps in trying to "fix" mistakes in those automated exports).

The key element that makes Web pages so versatile, whether they are found online or offline, is that any word, phrase, or picture on that page can be made into a link; when clicked on with your mouse, this link sends you to another Web page or opens a specified file. This linking ability is the essential quality that puts the "web" into Web page. The versatility of linking Web pages has led to a number of new offline uses that are proving to be extremely useful to many architects.

Office manuals and handbooks

According to Donald R. Parker, AIA, of Parker Associates in Russellville, Ala., offline Web pages are the perfect medium for in-house office and CAD handbooks: "It's quicker and easier to find information than in three-ring binders because related topics can be linked. The pages don't get torn or lost. Several people can view the same information at the same time. And, with no multiple copies, Web pages are easier to update than paper manuals."



Porter Associates uses Web browser formats for giving schematic design presentations, which also can be self-run by the client.

Parker also maintains that, unlike paper manuals, a Web page manual is much more likely to be used: "It's more efficient and it encourages us to look up information we may otherwise guess at." Another plus is that staff members, already adept at browsing on the Internet, know how to use it. "Plus," Parker adds with a wink, "it's just more fun!"

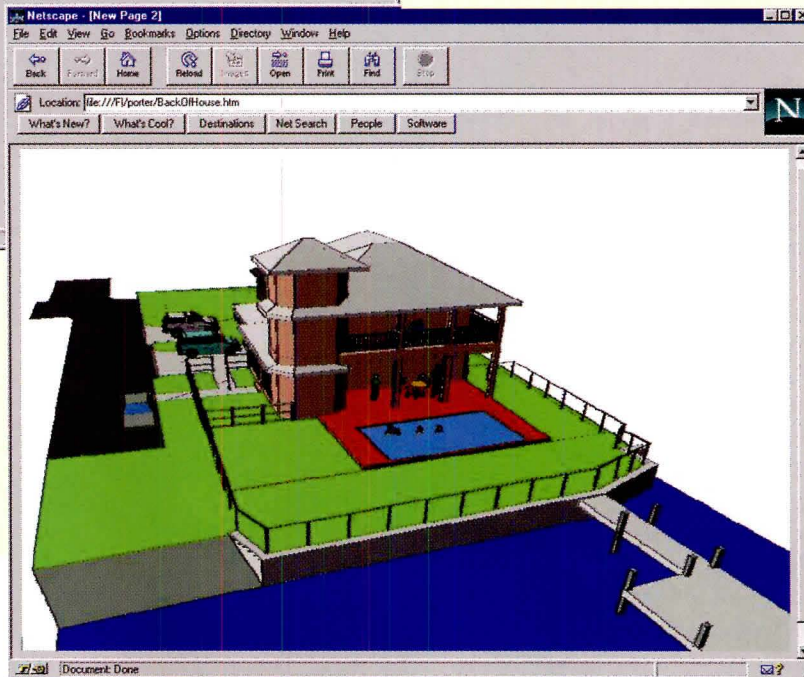
Parker has created a "desktop shortcut" on each office station that goes to an office "home page" with links to the related Web pages addressing such topics as policies and procedures, job numbers, and phone numbers for very quick and easy access. With this system, all stations get the same Web pages from the central network server, so Parker can be sure that everybody receives the latest, current information and is literally on the "same page." Also, since no Internet connection is needed, Parker does not have to worry about "policing" employee use of the Internet.

Client presentations

In recent years, traditional slide-projector presentations, once common at professional seminars and the like, have virtually been replaced by computer presentations created with Microsoft Office's PowerPoint software. These PowerPoint presentations have become so pervasive that many architects are expressing distaste for them. They tend to have a "sameness" in look and predictability in flow because, in many ways, they are limited as to how they can be modified or customized for individual presentations.



Porter Associates can quickly give its clients a multiple view format that they can view at any time using their Web browser.



Web page presentations may be the solution. These give the

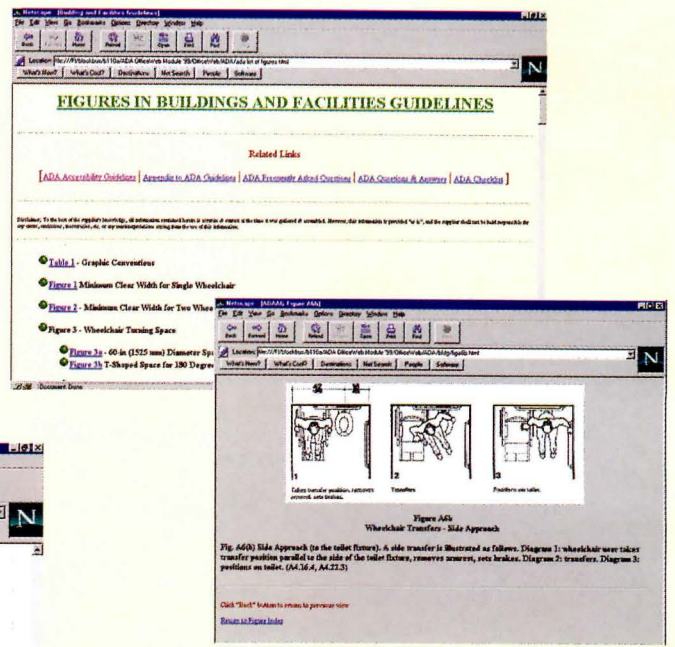
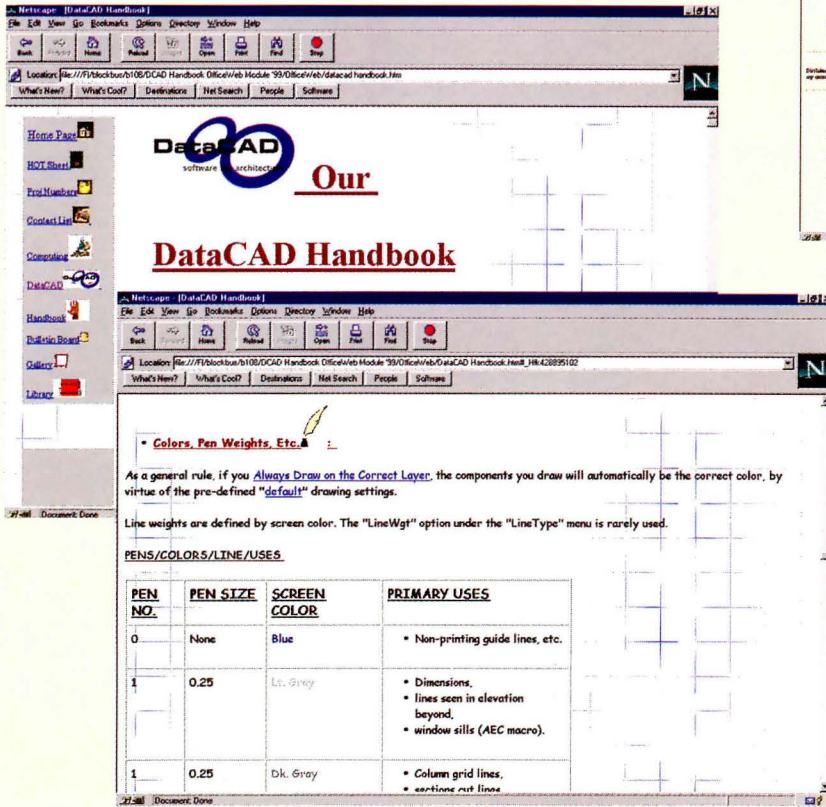
designer much more freedom in creating a customized look. Think of the enormous variety of looks and formats that can be found in Web pages on the Internet; that same creativity can be applied to design presentations in Web page format offline. Web pages can easily display the standard plans, details, and photos of a typical presentation. And, since Web pages can be designed to link to other file media, one can use so-called Web page plug-ins to load dynamic 3-D CAD models, or play audio, video, and animation files for a true multimedia effect.

David Porter, of Porter Associates in Palm Beach Gardens, Fla., has recently found much success in doing Web page presentations on his laptop. Instead of toting the typical slide projector for their design presentations, now more architects are bringing along computer projection devices if need be. In fact, it is more commonplace to find modern presentation rooms that are already computer-ready. "In my town's city hall, an architect can just bring in his or her laptop (no more boards or unwieldy prints), plug in, and away the presentation goes, using browser pages and projecting the images onto a screen in the assembly room."

Porter, who has had clients find and hire him via the AIA's online Web page (which includes a list of contacts and links to the architects' Web pages), says that more and more such clients are very familiar with Web-browsing software. Now he will even E-mail them a "Web page package" (a set of files that they can access offline with their Web browsers) to view the design presentation on their own comput-

Parker Associates has its CAD standards manual in Web format on its network, and any

designer can readily access the plotting standards in an instant.



Diagrams, such as this figure showing wheelchair clearances from the ADA guidelines, can be readily accessed.

ers. While clients may require special training to use the complex graphic-viewing software required for CAD or rendering files, they immediately know how to display any view of their choice from the Web page package. And, unlike simply running a “canned” presentation, they have the freedom to show other views in the order that they choose. “Being able to see all around and into their projects by using a medium they have become familiar with has brought my clients into the design process more so than with a paper presentation that they might not grasp as well.”

This methodology also created another unforeseen benefit: “The Web page made their project very personalized,” Porter said. “I

THE VERSATILITY OF LINKING WEB PAGES HAS LED TO NEW OFFLINE USES THAT ARE PROVING TO BE EXTREMELY USEFUL.

think it is like seeing oneself on TV. By pulling up their project with its multiple views onto their computer monitor, it gives them a personal feeling of pride and excitement that they are looking at what their completed project would look like. They can show their friends their project on the screen as well . . . like ‘baby pictures.’”

Such a portable and self-running presentation came in handy when board of appeals staff members, in preparation for an upcoming hearing, visited one of Porter’s residential clients. The client dragged them inside his home and proudly showed them the Web page design presentation of the project on his computer. This “owner-operated”

presentation no doubt helped to fuel the positive staff report leading to a favorable outcome at the hearing.

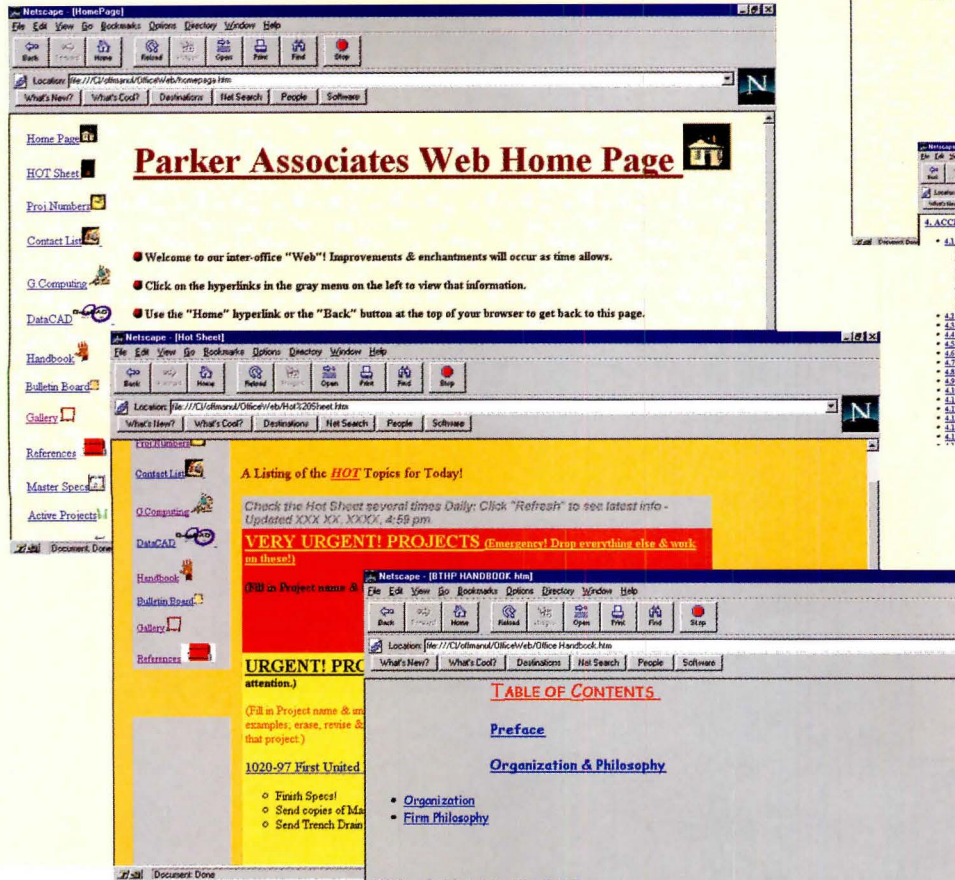
Code reference

In-house Web pages are also playing an increasing role in maintaining code and other informational resources. Many resources that are found online via the Internet can be simply “right-click” copied to the firm’s own system for later viewing offline. For example, Parker has created an “ADA module” on his network that has the “Accessibility Guidelines for Buildings & Facilities” from Title III of The Americans with Disabilities Act (ADA), illustrations and all, ready for viewing at the touch of a button. Anyone who has waited through long server delays, experienced Internet traffic bottlenecks, or had connection problems with an Internet Service Provider that made online Web pages slow to load or, worse yet, simply unavailable, can appreciate how much time can be saved by having these Web pages available offline. Space usage for storing both text and graphics is usually not a big problem. For example, Parker’s ADA module, illustrations and all, takes up only four megabytes total.

Collecting and creating these offline Web pages, says Parker, “pays for itself in time saved in the first couple of uses. This method creates searchable and fully linked paragraphs, figures, and appendices. No more fumbling through the pages of the ADA; you can find the information you need—from “knee space” to “ramp”—in seconds by using your Web browser’s simple Edit and Search commands. By staying offline, you are not at the mercy of Internet traffic that may delay or block your keyword search online.

Parker Associates has its Office Handbook and CAD Manual in

Web format for easy access by all stations of its network.



Code or design references like the ADA can be saved and stored for in-house use by offline Web browsers.

Detail libraries

As more and more CAD programs allow users to create thumbnail views of CAD drawings, Web pages can also be created to serve as detail library directories. The ability to combine text with pictures that immediately link to other resources is invaluable to the architect who is trying to pull it all together. David K. Sargert, an interior designer with Sargert Design Associates in Springfield, Mass., is a big supporter of this method:

COLLECTING AND CREATING OFFLINE WEB PAGES PAYS FOR ITSELF IN TIME SAVED IN THE FIRST COUPLE OF USES.

"You can easily view and access your detail drawings, as well as quickly go to hyperlinked specifications, codes, and even manufacturers."

An architect no longer has to decipher a long, forgotten CAD filename; that filename now can be associated with a thumbnail picture and a full description of the detail in question in a Web page table of contents for the firm's detail libraries.

Design competitions

Web page technology is also uniquely suited to developing presentations for time-sensitive design competitions. Consider the annual 3-D CAD Shootout, hosted by Geoff Langdon of Architectural CADD Consultants of Beverly, Mass. A design project program is given to three-person teams,

who then have three hours to produce a full design presentation. In years past, well-prepared teams created in advance Web page templates that had blank slots for the required views in order to preplan an organized and thorough presentation format. Since these numerous required views were specified in advance, these teams could fully prepare their Web page templates with attractive titles, logos, and notations. While other teams scrambled to put their renderings and plans together in some coherent fashion, these "Web template" teams earned very high marks from the judges for their thoroughness and attractive presentations. Such extreme time-pressured presentations are not the norm, but architects looking to avoid haphazard and last-second presentation formats can similarly prepare Web page presentation templates in advance.

Spreading the links

One added benefit of this innovative approach is that such offline Web pages are easily shared as resources for others to use or else as templates to modify. Parker has already donated his "OfficeWeb" modules for office policies, CAD handbook & ADA reference to a DataCAD shareware service (www.world.std.com/~eshu/ctw/ctw.htm), and Porter intends to do the same with his Web page presentation templates. As other architects become familiar with and take advantage of these techniques, we are bound to see additional Web page applications. The opportunities may only be limited by the architect's own design creativity. ■

Digital Architect

Technology enables disabled architects

By B.J. Novitski

When Joseph Del Vecchio graduated from the Rhode Island School of Design in the mid-1980s, he was blocked from pursuing a routine architectural internship. Even if he'd found a local office accessible to his wheelchair, he would have been unable to reach over the large drafting boards that were routinely assigned to apprentices in those days. In addition, seemingly simple tasks, such as getting in a car and driving to a meeting, were tiring and time-consuming. Thus he would not have been able to work the grueling hours normally expected of architectural interns. So he and his wife, Christina, also an architect intern, established a home-based business and began to explore ways that emerging computer technologies could help them compete.

They adopted Sonata, an early 3-D parametric building modeler developed in Europe. Because the modeler could automatically generate 2-D drawings, the software greatly reduced the time needed for drafting. The Del Vecchios were also early experimenters with virtual-reality modeling language (VRML) 3-D modeling. Using this system, they could quickly produce models of designs-in-progress, send them to clients over the Internet, and "walk through" the design without inconvenient travel. Soon they will begin using digital photography in construction administration. Anyone at a job site

B.J. Novitski writes about the role of technology in architectural practice and education. She is the author of Rendering Real and Imagined Buildings.

can send photos or video of a problem, which the architects can receive and view over the Internet.

In the 16 years since finishing school, the Del Vecchios have leveled the playing field and formed Access Development Corporation. "The information age is working handsomely for those people who are profoundly disabled," says Joe Del Vecchio. "I'd probably not be where I am today without it." Despite his mobility limits, he is a successful architect; his clients are the happy beneficiaries of hard-learned lessons about accessibility, efficient use of space, and technology. Indeed, his firm has as much work as it can handle.

Also successful, but having overcome different barriers, is hearing-impaired architect Robert Nichols. He is principal of the award-winning Nichols Design Associates in Washington, D.C. He notes that many architects believe that accommodating wheelchairs is all there is to accessibility. The simple yet overlooked installation of teletype-equipped phones and captioned PA systems in public spaces can go a long way. Nichols' sensitivity to this, along with his ability to communicate with hearing-impaired clients, has let him carve out a niche in accessible public accommodation. Recently, his ability to communicate has been tremendously boosted by the advent of E-mail.



The BAT personal keyboard from InfoGrip replaces a full-size computer keyboard.

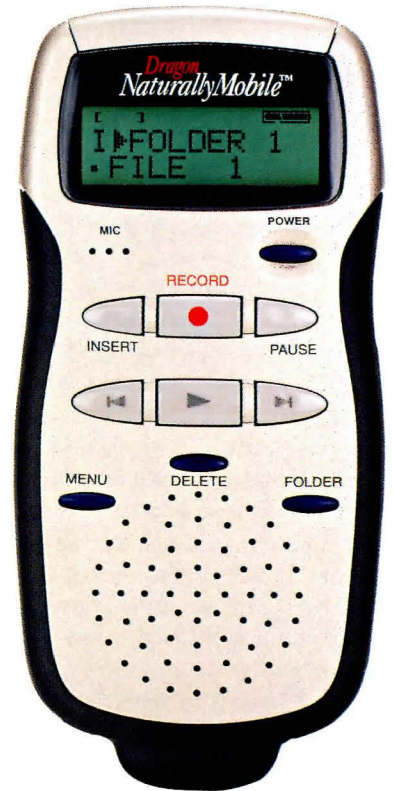
Characters are produced by pressing combinations of buttons.

Thanks to technology and efforts to encourage disabled youth to join design professions, the success of Nichols and the Del Vecchios may soon be more common.

Starting out the hard way

It was not too long ago, however, that the situation was very different. In the early 1980s Washington State University professor Jeffrey Burnett began to adapt computer equipment for quadriplegic architects. He outfitted them with then-state-of-the-art PCs and cobbled together head-mounted pointing devices to control the screen cursor. He programmed some voice-recognition capabilities to operate CAD systems and even experimented with robotic arms to handle floppy disks. Though effective in returning a few injured architects to practice, Burnett's heroic work was hampered by the available hardware, which was primitive by today's standards. Now, he says, technological improvements have come to the aid of limited-mobility architects. These include more powerful processors, higher-capacity yet cheaper mass storage units, wireless communications bringing E-mail to the wheelchair-mounted laptop, and standardized adaptive peripheral devices.

Examples of these peripheral devices are single-handed keyboards, a trackball to replace the



The Dragon NaturallyMobile recorder takes dictation, stores words on memory cards, then downloads into a PC's word processor.

mouse, and lightweight headset pointers. Despite great progress, Burnett says, work still remains to make all these devices work smoothly with the specialized software that architects use. Such integration requires the efforts of experts familiar with the technology, the nature of disabilities, and the requirements of architects.

Recent adaptive innovations

Key to an architect's skill is the ability to write, but for those with limited use of their hands, taking notes at a meeting and typing on a keyboard

Digital Architect

can be difficult or impossible. For them—and indeed for any architect who has trouble typing—there is good news in the field of voice recognition. Although voice commands have offered a feasible but limited interface to computer software since Burnett's pioneering days, until recently these systems were highly flawed. They often required careful, unnatural speech, with pauses after every word, and the error rate was high. Now speech-recognition systems are taking advantage of today's higher computing power, and they can convert naturally spoken speech into nearly error-free word-processed text.

One such system is NaturallySpeaking, from Dragon Systems, Inc. It "takes dictation," and subsequent editing can also be controlled by voice. Dragon's new handheld digital recorder can be taken into meetings and used to capture an unlimited amount of speech on removable memory cards. Later, the recorder can be plugged into a PC and automatically transcribed. Unlike older voice recognition systems, NaturallySpeaking does not require pauses between words and can be "trained" to recognize idiosyncratic speech, including that of stroke victims or people with speech impediments.

This is only one of the many adaptive devices available through Infogrip, Inc., a catalogue distributor

of various adaptive devices. They also feature HeadMaster, manufactured by the Prentke Romich Company. This is a lightweight, wireless, infrared mouse emulator that can be mounted on a headset or eyeglasses frame. Slight head movements move the cursor around the screen. Users with no hand mobility can use it in conjunction with a sip-puff mouth switch to simulate mouse clicks. These devices replace the usual manual methods of interacting with computer-aided design systems. For architects with limited manual dexterity, there is an array of joysticks and trackballs that are simpler to use than mice. These are also enjoyed by the "temporarily abled" who wish to avoid the repetitive-motion injuries resulting from prolonged PC use.


Infogrip also sells Jotto Desks, which turn a wheelchair into a mobile office. These are, in effect, desk surfaces on which laptops, cell phones, and other equipment are mounted with industrial-grade Velcro. The wheelchair user can swing the desk to one side when moving in and out of the chair.

Mentoring the next generation

With all the adaptive technologies available now, there are fewer physical impediments to the disabled becoming architects. However, some cultural hurdles remain: There

are few visible role models for young people to follow.

This is about to change thanks to Elaine Ostroff, co-founder of the Adaptive Environments Center (www.adaptenv.org) in Boston. She is initiating a mentoring program to connect disabled design students and new professionals to practitioners with matching interests. The mentorship, she believes, will help the younger generation address the physical,



The Jotto Desk is an adjustable work surface for the wheelchair.

attitudinal, and practical roadblocks between them and their careers.

Ostroff's program is part of "Access to Design Professions," an international career-development program created as a living memorial to pioneering disabilities activist Ron Mace, FAIA. It is being funded by the National Endowment for the Arts and by NEC Foundation of America. The mentorship program was jump-started at the biannual Designing for the 21st Century II: An International Conference on Universal Design, held in Providence in June. There, a group of disabled architects and designers from all over the world met to discuss the importance of, and mechanisms for, mentoring young designers. Once again, technology is rising to the occasion. Because there are relatively few disabled practicing architects, and they are scattered all over the world, Ostroff will be arranging for both the matching and the mentoring meetings to occur on the Internet. A secure online directory will help would-be participants match interests and develop working relationships.

Ostroff is also seeking funding for a project to help students identify the level of access at design schools before they apply. Anecdotal evidence suggests that, despite years of improvements in campus accessibility, architecture schools and studio environments remain problematic.

Of double significance

As important as it is to promote professional diversity, this concerted

effort to get more disabled people into architecture careers will ultimately accomplish more than that. Behind this effort is the conviction that disabled architects are more sensitive and creative designers of universally designed environments. There is probably no more effective means of becoming sensitized to accessibility issues than to have personal experience confronting environmental barriers. Indeed, according to Valerie Fletcher, the current executive director of the Adaptive Environments Center, this explains why there is a high level of interest in design among disabled youth. They also tend to be skilled and experienced problem solvers. The faster they can join the profession and raise the awareness of the rest of us, the sooner the built environment will become universally accessible. ■

Web site technology sources Infogrip, Inc.

1141 E. Main Street

Ventura, CA 93001

805/652-0770

800/397-0921

Fax: 805/652-0880

<http://www.infogrip.com>

HeadMaster 2000

Prentke Romich Company

1022 Heyl Road

Wooster, OH 44691

800/262-1984

<http://www.prentrom.com>

NaturallySpeaking

Dragon Systems, Inc.

320 Nevada Street

Newton, MA 02460

617/965-5200

FAX: 617/965-2374

<http://www.dragonsys.com>

Jotto Desk

Assembled Products Corporation

115 East Linden Street,

Rogers, AR

501/636-5776

Fax: 501/636-3245

U.S. and Canada: 800/548-3373

<http://www.assembledproducts.co>

WWW For a list of vendors with technology products for disabled people, go to **Digital Architect** at: www.architecturalrecord.com

The HeadMaster 2000 is a wireless mouse.



New tech tools for diverse practice

By Jerry Laiserin, FAIA

Pocket-size helper

Prolog Pocket, Meridian Project Systems

Prolog Manager has long been one of the best software tools for managing logs, lists, and overall administration of the construction phase—everything from field observation notes to punchlists. But Prolog resided on the office PC or laptop, while all the activities took place in the field. That left project architects to scribble longhand or dictate onto tape for subsequent transcription. Lots of duplication and opportunity for error.

The new pocket edition, part of Meridian's Project Pack, solves these problems by scaling down the Prolog data-entry and retrieval interface to the handheld form factor of WindowsCE and Palm computing hardware. Project architects can enter notes and step through forms via the touch interface to the tiny screens while in the field, then synchronize, via wired or wireless connection, to the full-scale Prolog Manager software running on a PC back in the office. A time-consuming and error-prone manual process becomes digitized, saving money and time, and ensuring quality.

System requirements: Windows CE2.0 or better, or Palm III or better, for handheld device; Windows 95/98/NT4.0/2000 for desktop or laptop PC. Meridian Project Systems, 1750 Howe Ave., Suite

Contributing editor Jerry Laiserin, FAIA, provides strategic consulting services to architects and their technology providers.

640, Sacramento, Calif. 95825; 800/850-2660; www.mps.com.

Back in black

IBM Intellistation M Pro PC

Throughout the history of computers, IBM was considered a safe choice for hardware. "Nobody ever got fired for choosing IBM," so they said. Yet for much of the 1990s IBM seemed to have lost its way, peddling lackluster machines with noncompetitive pricing and performance. The current Intellistation lineup of workstation PCs represents a successful rebound.

As tested, the Intellistation M Pro comes equipped with a screaming 866 Mhz Pentium III processor, a generous 256MB of RAM, and an ultrafast 9GB SCSI hard drive. The pièce de résistance is an optional ELSA Gloria OpenGL video display adapter, driving IBM's sinfully lush, flat panel monitor. This configuration handily disposes of even the most demanding CAD chores and desktop publishing duties.

Intensive users of photorealistic visualization tools, such as PhotoShop, Lightscape, and 3D Studio, or large firms looking for a few high-end "graphics stations," might consider trading up to the Intellistation Z Pro, for its Intense Wildcat 4110 video display adapter, but the M Pro is more than sufficient for 90 percent of the work that 90 percent of architects do.

While competing machines, such as the Dell Precision series, include similar components and comparable specs, IBM's all-black Intellistation excels in what automotive folks call "fit and finish." The



The IBM Intellistation M Pro PC

CPU enclosure is stylishly designed and exquisitely put together. The monitor display is almost hypnotic in its rich color, contrast, and detail (it also pivots between "landscape" and "portrait" modes). Even the keyboard includes a thoughtfully ergonomic, detachable wrist rest. If you own more than one black shirt, this is the computer for you.

System requirements: Self-contained. IBM, 1133 Westchester Ave, White Plains, N.Y. 10604; 800/IBM-7255; www.ibm.com.

Sleight of hand

OnSite View, Autodesk

Computerized building designs exist in a purely digital realm; the bricks and mortar of real construction sites will not be replaced anytime soon by cyber-bricks. But the job-site trailer, crowded with tattered rolls of working drawings, may soon be superseded by architects and contractors wielding handheld computers and Autodesk's OnSite View.

The latest generation of portable devices for Microsoft's

WindowsCE operating software allows high-resolution color displays on touch screens ranging from steno-pad size (the equivalent of a 10-inch diagonal monitor display) all the way down to "palm size." OnSite View software from Autodesk, maker of market-leading AutoCAD, enables the new handheld devices to display regular AutoCAD drawings, complete with the ability to pan and zoom, manipulate layers, measure distances and areas, as well as to "redline" and annotate.

Synchronization between OnSite View and the user's desktop or laptop PC is supported by any connection that the underlying hardware supports: wired docking "cradle"; infrared "beaming"; modem or network; even wireless Internet. This includes automatically transferring all notes, comments, and sketches to the original drawing files via AutoCAD's built-in Redline Markup Language. Simple, slick, and a seismic change in handling "drawings" during construction.

System requirements: WindowsCE 2.11 or better; AutoCAD2000.

Autodesk, Inc., 111 McInnis Parkway, San Rafael, Calif. 94903; 415/507-5000; www.autodesk.com.

Solid as a brick

Bricsnet Architecturals for IntelliCAD

General-purpose CAD programs, such as Autodesk's AutoCAD or Bentley Systems' Microstation, are equally well adapted to drawing buildings, machine parts, or proverbial widgets. Because this flexibility makes software cumbersome for designers in any one discipline to use in unmodified form, architects seek alternatives: architecture-specific programs, such as Revit and ArchiCAD, or architectural add-ons, such as Autodesk's Architectural Desktop or Bentley's Triforma. The results, though often powerful, can be expensive.

Bricsnet has taken a hybrid approach, balancing power, elegance, and expense. Architecturals' 3-D solid modeling comes from ACIS, a "kernel" technology recently acquired by the makers of the mod-

Any architect buying a first CAD program or switching from older-generation CAD to newer, integrated 2-D/3-D, intelligent modeling approach owes herself a serious trial run with Bricsnet Architecturals for IntelliCAD.

System requirements: Pentium CPU at 450 MHz or better, running Windows 98/NT; 64MB RAM (128 MB preferred); SVGA display; CD-ROM. Bricsnet USA, 53 Green Street, Portsmouth, N.H. 03801; 603/436-6868; www.bricsnet.com.

Welcome aboard

DataCAD Plus Drawing Board Edition

Common criticisms of CAD include disruption of normal hand-eye coordination and the awkwardness of the mouse as a drawing instrument. Both problems can be solved with a penlike digital stylus used directly on a touch-sensitive screen display. When drawing surface and display surface are thus recombined, the result feels a lot more like drawing on paper, an experience even the most digitally adept still relish.

From MIT's Sketchpad in the 1960s to the University of Colorado's Digital Cocktail Napkin in the 1990s, such direct input has been the exclusive province of academic researchers. However, price-performance breakthroughs in computer power and touch-screen technology now make commercialization affordable.

DataCAD LLC is offering its latest DataCAD Plus software in a Drawing Board Edition (DBE), bundled with a Wacom PL400 LCD Pen Tablet (the same touch-sensitive device that Nemetschek, the leading CAD vendor in Germany, markets there as its "dBoard"). DataCAD Plus combines elements familiar from "classic" DataCAD [MARCH 2000, page 188] with advanced features, such as "zone-based architectural construction" and built-in rendering



Onsite View Autodesk

and visualization, contributed by DataCAD's strategic partner, MB Software of Germany. For several years DataCAD's U.S. competitor, Sigma Design International, has touted the benefits of running its software, ARRIS CAD, on touch-screen laptop PCs, but DataCAD goes further. Rather than just installing the mouse/monitor version of its software for DataCAD Plus DBE, the company modified the on-screen interface to exploit the characteristics of the stylus/drawing board format.

Although seemingly one small step for DataCAD, this is a giant leap for "CADkind" and represents a significant future direction likely to be followed by all CAD software. Already Autodesk, maker of AutoCAD and Architectural Desktop, has launched a top-secret interface development (with no scheduled release date) called StudioDesk, replete with digital equivalents of felt-tip markers and rolls of yellow trace. For now, DataCAD Plus DBE offers real-world productivity, outstanding architectural modeling, and intelligent software objects, all bundled with the user interface of the future.

System requirements: Pentium II or better CPU with Windows 95/98/NT4.0; 64MB RAM (128 MB preferred); 425MB free disk space; CD-ROM drive. DataCAD LLC; 20 Tower Lane; Avon, Conn.; 860/677-4004; www.datacad.com.

Some day my prints will come

ENCAD CADJET 3D large-format color printer

Anyone who's been around the graphic-arts business recently or was involved in CAD through the early to mid-1990s will recognize the name NovaJet as one of the pioneering brands in high-quality color ink-jet printing/plotting technology. Manufacturer ENCAD briefly shifted its focus away from CAD and lost significant market share to arch rival Hewlett-Packard (HP). The CADJET 3D squarely targets that imbalance, with feature-for-feature excellence across the board.

At 36 inches wide, the CADJET 3D can produce up to "E" size drawings on a wide variety of paper media, from plain bond to photogloss, including the kind of heavy stock that architects often prefer for presentations and covers.

Print speed includes a fast SuperDraft mode, although even the full 600 dpi mode is competitively swift. Large ink reservoirs assure low maintenance. Software drivers and printer emulators cover the gamut of HP, Windows, CAD, Postscript, and PDF formats. A direct network connection is included, and all control functions can be administered via a Web browser.

The CADJET 3D's low cost of consumables (ink and media), combined with aggressive first-cost pricing, makes it a strong contender to usurp a gap in the Hewlett-Packard lineup, a price-performance point that holds special appeal for mid-size and larger architectural firms.

System requirements: 10/100 Ethernet connection (RJ45); Windows 95/98/NT4.0/2000. ENCAD, Inc. 6059 Cornerstone Court West, San Diego, Calif. 92121; 800/45ENCAD; www.encad.com.

WWW For more reviews of technology products for architects, go to **Digital Architect** at: www.architecturalrecord.com




ENCAD CADJET 3D Printer Plotter

eling software that Frank Gehry uses. The architectural awareness derives from an underlying technology base that Bentley licensed for Triforma. Both the 3-D modeling and the architecture intelligence are applied by Bricsnet to IntelliCAD, a 2-D clone of AutoCAD that is licensed from the Visio subsidiary of Microsoft. The corporate lineage may sound unduly complex, but the resulting product is not.

W i n d 2 f o r W i n d o w s

A PROJECT THIS AMAZING
DEMANDS A SOFTWARE
THIS INCREDIBLE



Bringing sixty creative minds together to design complex projects like Seuss Landing Retail Stores* requires the **ingenuity** and **experience** of AAD. Transforming 1680 monthly time records into knowledge that helps AAD better manage 375 projects a year requires the **power** and **integration** of the award-winning Wind2 Financial Management System. From real time project reporting and budgeting to fully integrated financial accounting, Wind2 provides AAD with the tools it needs to keep them on schedule and profitable in today's demanding design world.

*Seuss Landing Retail Facility
Universal Islands of Adventure, Orlando, FL
Photo: Michael Norton Photography

Wind2

Helping to Make it Possible



Named "Best Packaged Application" in Microsoft's
1998 Visual Fox Pro Excellence Award Competition.



The Number One Provider of Project Accounting
Software for the Professional Services Firm

Call 1.800.779.4632 today for a CD demo
or visit us at www.wind2.com

CIRCLE 66 ON INQUIRY CARD

F.W.DODGE Outlook 2001

Executive Conference

October 17-18, 2000 • Renaissance Mayflower Hotel • Washington, D.C.

Build on Our Information.

In the construction industry, effective strategies for growth depend on capitalizing on key industry trends. Maximize your company's opportunities by attending the **Outlook 2001 Executive Conference** and get the information you need to build on your organization's future.

This year's conference will address vital issues such as:

- How will the powerful economic forces at work today affect construction activity?
- Which sectors of the construction industry offer the most near-term opportunity?
- Which of the political, social and environmental trends in our national and global society will most affect our industry in coming years?
- Where will technology take our industry next?

Sponsored by:



GE Capital Modular Space

www.800cmi.com



The Construction Specifications Institute



How the world manages projects



The McLaughlin Group


Key speakers include:

The McLaughlin Group

Public Affairs Television Show

Roger Staubach

Chairman & CEO, The Staubach Company and Former Dallas Cowboys Quarterback



Roger Staubach

Robert Murray

V.P. Economic Affairs, The McGraw-Hill Construction Information Group



Robert Murray

Other featured speakers:

David Wyss

Chief Economist, Standard & Poor's *DRI*

Kermit Baker, Ph.D.

Chief Economist, The American Institute of Architects

Take advantage of this unique opportunity

Register now for the most influential executive conference in the construction industry.

<https://outlook2001.800cmi.com>

(800) 847-4374

construction.com

The Construction Marketplace

McGraw-Hill Construction Information Group

F.W.DODGE ARCHITECTURAL RECORD Sweet's Group ENR Design+Build


CIRCLE 67 ON INQUIRY CARD

A Division of The McGraw-Hill Companies

New Products

Interior finishes have the power to create illusions and manipulate surfaces through texture and light. Whether it is a paint that changes color before your eyes, a panel with fabric suspended in the middle, or a ceiling that mimics the night sky, these products and materials can help you to create a little magic in any interior space. *Rita F. Catinella*

Materials adapt to fit in with the in crowd



Designers Nancy Mah and Scott Kester, partners of New York City-based Nancy Mah Design, have created the newest hot spot in the meatpacking district of New York—Lotus. The supper club is already an A-list location for society events, promotional parties, and celebrity sightings.

The 10,000-square-foot, three-level space features natural

elements such as metal, wood, and stone, as well as some man-made materials, used in unusual ways to create an exotic atmosphere. The design team worked with Mark Richey Woodworking to create the

club's custom millwork. In a lounge (top right), solid poplar blocks are stacked and held together by wooden pegs, creating an open screen lit from both the front and the back. The blocks were cut into three-inch pieces from a large section of wood and then stacked. To design the millwork along a mezzanine railing (visible far left), sections of Luaun mahogany plywood were cut into lozenge shapes and stacked. Behind the bottles at the back of the bar (bottom right), a thin veneer of figured European ash is laminated to Plexiglas and illuminated, revealing a wood grain. The yellow strip along the bar is backlit ivory-colored Plexiglas.

To create the glowing yellow wall by the staircase and custom hanging pendants, the designers turned to Norplex, a textured fiberglass product normally used on circuit boards. Downstairs, an original wall was sandblasted and

preserved with a sheet of glass. Stone Source provided the patchwork limestone for the other walls and floors; the limestone is honed where it is lighter and flamed (heated, then hammered to create a coarser finish) where darker.

The staircase's geometric metal screen pieces were cast in a foundry in New Jersey, bead-blasted, then installed using steel supports to hold up each aluminum section. Other elements of the staircase, assembled by Brooklyn-based Metal Dimensions, include stair treads of two-inch-thick pieces of clear Plexiglas, and a steel-and-Plexiglas banister.

978/768-3356. Mark Richey Woodworking & Design Inc., Essex, Mass. **CIRCLE 200**
800/350-9490. Industrial Laminates/Norplex Inc., Postville, Iowa. **CIRCLE 201**
212/979-6400. Stone Source, New York City. **CIRCLE 202**
718/486-5434. Metal Dimensions, Brooklyn, N.Y. **CIRCLE 203**

Process transforms smooth Corian into custom-textured surface

DuPont and Allegheny Solid Surface Technologies have announced a new product, DuPont Textured Surfaces. The surfaces, developed using a new patent-pending fabricating technology, incorporate several traditional manufacturing methods in a new way.

"The process was generated from playing with the material and years of experience," says Allegheny president Russell E. Berry.


With a combination of traditional molding techniques and a new heating and pressing process, virtually any found or imagined texture,

from organic to industrial, can be meticulously created in solid surface. Not only can Corian take on the look of large geometric squares, raised circles, and grids, but it can replicate an array of materials with great detail: paper clips, the small veins in a leaf, or even the pattern of a piece of fabric.

While in the past solid surfacing has been differentiated by color and particulate size, the material can now be designed for texture and pattern to coordinate with fabrics, wall coverings, stone, metal, or tile.

The product is being marketed on a limited basis to a group of design professionals who participated in the development of these textures. The actual development of products and services is ongoing and should be complete by late fall of 2000. Product and service offerings will debut by the end of the year. 800/4-CORIAN. DuPont Corian, Wilmington, Del.

CIRCLE 204



Panels of Corian with various textures.

New Products





▲ Unheavy metal

The Formica DecoMetal collection includes 31 metal laminates (a metal surface bonded to a phenolic backing) and 17 solid metals. Intended for light-duty horizontal and vertical applications, the collection features Orbit Aluminum, Micro Perf Aluminum, and Copper Sargasso (shown clockwise above). The five new natural-aluminum solid metals are ideal for casework, wall panels, and cabinetry. 800/FORMICA. Formica DecoMetal, Cincinnati. **CIRCLE 205**

► Moving finish

Kinesis is an interior speciality finish that creates a dramatic "color-travel" effect on commercial walls. With Kinesis, different colors are seen depending on the viewing angle and the wavelength of light being reflected. The water-based chemical formula is low in VOCs (less than 80), mildew-resistant, and virtually odorless. Kinesis can be applied to almost any substrate. 323/980-1250. Surface Protection Industries, Inc., Los Angeles. **CIRCLE 207**



▲ Star sighting

To create the starlight effect for the ceiling of San Diego's Museum of Photographic Arts cinema theater, approximately 3,000 fiber-optic lights were incorporated into a series of five arches staggered in height and size from the back of the theater to the front. Luxalon Curved Metal Plank was used to create this challenging system of overlapping "clouds" that were not to touch one other or the front or side walls. 800/366-4327. Hunter Douglas Architectural Products Inc., Norcross, Ga. **CIRCLE 209**



◀ Glassy lady

Laurinda Spear, FAIA, adds to her growing array of home, office, and building products with a new collection of architectural glass for Skyline Design. Six designs offer both large- and small-scale variations, and most designs are available in textured, clear, and etched finishes. All large-scale etched patterns are protected by Skyline Etch Sealer, and textured clear designs are offered in either custom colors or in one of five color selected by Spear. 888/278-4660. Skyline Design, Chicago.

CIRCLE 206

► Hard, translucent surface material

Imago, developed by Suzanne Tick for Knoll-Textiles, is a family of products made through a patented process that encapsulates fabric in an engineered resin for use in both vertical and horizontal applications. Capturing many visual aspects of glass, but at half the weight, Imago can be fabricated using woodworking tools and formed under moderate heat to create both soft curves and hard angles. Sold in four-by-eight-foot sheets, it will not shatter and is resistant to



scratching and fingerprints. Imago will be introduced in eight patterns in a total of 24 color choices and six thicknesses. 800/343-5665. Knoll Inc., East Greenville, Pa.

CIRCLE 208

► Opening up doors for laminate

VT Industries has introduced its first collection of high-pressure laminate designs, selected specifically for architectural doors. With its 50 laminate designs, Architectural Door Collection 2000 is a cooperative effort of VT Industries and Wilsonart International. The collection features six design groups, dominated by a series of 17 natural-looking wood-grain patterns. Several of the designs are available with premium finishes that enhance both their look and feel. The edge-before-face design on VT laminate doors locks in the edge laminate, avoiding chips and delamination. 712/368-4381. VT Industries, Holstein, Iowa. **CIRCLE 210**




MAJOR LEAGUE MATERIAL

SNAP-CLAD™

Metal Roofing Panels

Petersen Aluminum Corporation's SNAP-CLAD Panels top the new \$4.75 million press box and stadium club, completing an eight year long renovation of the 48-yr-old Rosenblatt Stadium in Omaha, Nebraska. The stadium plays host to the NCAA College World Series and serves as home field for the Omaha Royals. The new press box features a peaked metal roof, which dramatically altered the exterior appearance of the stadium. Boone Brothers Roofing Inc. in coordination with the general contractor, Weitz Company, Inc. installed over 11,000 square feet of SNAP-CLAD Panels manufactured by Petersen Aluminum Corporation. The panels are a custom blue PAC-CLAD finish and were corrective leveled to provide superior panel flatness. Color and panel appearance was critical considering the prominence of the roofing panels in the stadium design.

For more information on SNAP-CLAD Panels, please contact Petersen Aluminum Corp. **Call 1-800-PAC-CLAD** or visit our redesigned web site featuring new online ordering @ www.pac-clad.com

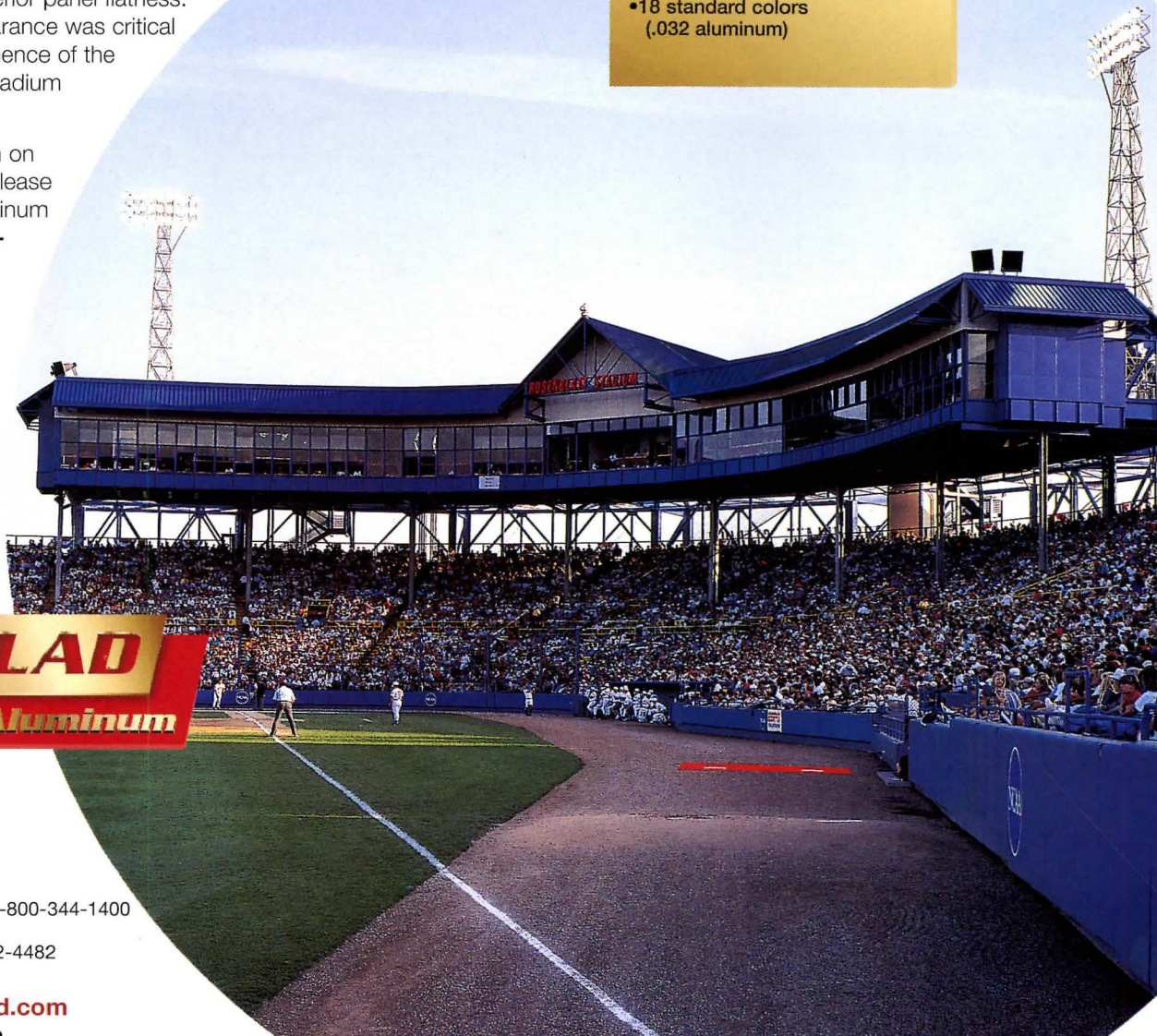


SNAP-CLAD™

10", 12", 16" or 18" O.C. 1-3/4" high
.032 alum., 22 ga. or 24 ga. steel

Features

- Herr-Voss corrective leveled
- UL 90 rated
- Factory-applied sealant
- Continuous interlock
- Labor-saving one-piece design
- 20-year non-prorated finish warranty
- 30 standard colors (24 ga. steel)
- NEW** • 11 standard colors (22 ga. steel)
- 18 standard colors (.032 aluminum)



PAC-CLAD

Petersen Aluminum


1005 Tonne Road
Elk Grove Village, IL 60007
1-800-PAC-CLAD
FAX: 1-800-722-7150 or
1-847-956-7968

Other Plant Locations:
Annapolis Junction, MD: 1-800-344-1400
Tyler, TX: 1-800-441-8661
Kennesaw, GA: 1-800-272-4482

NEW Order online!
<http://www.pac-clad.com>

CIRCLE 71 ON INQUIRY CARD

*Because the Best Windows Are
Built Out of Your Imagination*




For a FREE catalogue on Kolbe & Kolbe wood or vinyl windows and doors, call 1-800-955-8177 or visit us on the World Wide Web at www.kolbe-kolbe.com.



Kolbe & Kolbe
Millwork Co., Inc.

CIRCLE 72 ON INQUIRY CARD

Products Briefs



▲ Solid color palette

Using architectural elements as his theme, architect Ettore Sottsass created 14 abstract sculptural forms using DuPont Corian as the primary material for the exhibition *Exercises in Another Material*, held for one night during NeoCon at the Museum of Contemporary Art in Chicago. Sottsass used the reorganized Colors of Corian color palette to create pieces such as *Bars and Pillars*. The exhibition is currently on a global tour. 800/4-CORIAN. DuPont Corian, Wilmington, Del. **CIRCLE 211**



▲ Transformer box

Los Angeles-based architecture and design firm Touraine+Richmond was commissioned by a film director to design a custom storage system that houses 4000 CDs and 1500 LPs. The 11-foot-by-4-foot-by-30-inch steel structure is clad with MDF birch panels from Mexico, laminated with aluminum sheets. The box mutates into a conference table and other uses through hydraulic pistons and touch-latch mechanisms. 310/399-2782. Touraine+Richmond, Venice, Calif. **CIRCLE 213**

▶ Built-in coffee bar

With the touch of a button, Miele's built-in coffee system offers a choice of coffee, espresso, even cappuccino or latte, made with a steam wand that foams and froths milk. An easy-to-read indicator display shows multiple functions in any of seven languages. Miele also introduces a convection steam oven, which has an injection steam system that provides consistent cooking results on all levels and a temperature-control sensor that monitors and maintains the proper temperature. 800/843-7231. Miele Inc., Princeton, N.J. **CIRCLE 215**



▶ ABC's of DDC


Domus Design Collection (DDC) has opened a new showroom designed by legendary architect Philip Johnson. The 28,000-square-foot space covers two levels of a landmark New York Art Deco building. Johnson's design creates a series of spaces inside the windows along the Madison Avenue and 34th Street sides of the building, permitting an array of vignettes separated by the folds of the



interior construction. The Step Wall System (top left) from Frighetto Industrie is one of many contemporary pieces on display. 212/685-0800. DDC, New York City. **CIRCLE 212**

▼ Snappier flooring

Alloc Original Flooring is a high-pressure laminate flooring with a mechanical locking system that eliminates the need for glue during installation. Alloc Original



features an aluminum scarf joint and waxed-sealed edges for a complete, ready-to-install floor. The flooring is ideal for areas with light to moderate traffic, including offices, reception areas, bars, and hotel rooms. 877/DO-ALLOC. Alloc Inc., Racine, Wis. **CIRCLE 214**

▼ Center of your own universe

The Microsphere ergonomic workstation places the user at the center of a flexible computing micro-environment, including a chair with adjustable armrests, footrest, headrest, monitor platform, keyboard platform, and cable management system. With a base footprint of just 2 ½ by 5 feet, it is crafted of breathable mesh upholstery, anodized aluminum and steel, with either powder-coated or chrome finishes.

Future options include additional writing surfaces, CPU stand, and accessory platforms. 604/605-3225. Microsphere Inc., Vancouver. **CIRCLE 216**



Product Briefs




◀ Design from the bottom up

The look of the Designer Solarian flooring line is achieved through Armstrong's Inlaid Color process. The process begins with an artist's sketch, which is translated into handmade stencils. Millions of tiny color granules are applied in layers from the base up, until the pattern emerges. 888/ARM-STRONG. Armstrong World Industries, Lancaster, Pa. **CIRCLE 217**

▶ Industrial-strength fittings

The faucets, fittings, and accessories in the Industrial Luxe Collection were designed by Thomas O'Brien of Aero Studios as an update of commercial and industrial bathroom fittings. The collection features a smooth arc to the spout and a dome-shaped base, and will be available in chrome or matte chrome. The line also includes wall- and sink-mounted kitchen faucets and handles. 203/546-6000. Waterworks, Danbury, Ct. **CIRCLE 218**




▲ Tile of a different style

The Mörse tile range (above left), made from high-polished cast aluminum, can be used on both exteriors or interiors. The four main large-format designs can be assembled in a vast number of configurations; smaller tiles add more flexibility.

The Léwis large-format tile (above right) is precision-cut from brushed stainless steel. All outside edges are chamfered for extra safety. The centers are high-grade vinyl laminate, but on larger commissions a wide range of colors and textures is available.

44/01372-378120. Idådo Design Consultants, Surrey, U.K. **CIRCLE 219**



For more information, circle item numbers on Reader Service Card or go to www.architecturalrecord.com Advertiser & Product Info




digital wide format

The wide-body with the wide range of features. The Ricoh FW7030D. Multiple copies at a fast speed of 15.7 fpm. It features R/E from 25 to 400% up to 400 dpi, 32-level grayscale, positive-negative reverse, mirror image and much more. A controller software option provides full network connectivity

© 1999 Ricoh Corporation.

Product Briefs



▲ Making a stand

This year's United States Pavilion, part of the Venice Architecture Biennale through October 29, is equipped with Zero's architectonic system of structures and furniture. Among the items in use in the pavilion are Zero's panels, trusses, working tables, accessories, and other furnishings. 401/724-4470. Zero U.S. Corp., Lincoln, R.I. **CIRCLE 221**

▼ Stone cold design

The Natural Stone Collection consists of granite, marble, travertine, limestone, and slate options. Tiles should be sealed prior to installation to make the stone less porous and more stain resistant, thus preventing grout and easing clean up. Natural Stone Collection tiles can be given a synthetic wax finish. 214/398-1411. Daltile Corporation, Dallas. **CIRCLE 220**




◀ Welcoming furnishings

Online retailer REALfurniture.com has launched its first collection of decorative accessories, including a coat-hanger system and umbrella stand. The stainless-steel stand, measuring 10 by 10 by 24-inches, was designed by Italian architects Maurizio Martinelli, Gabriella Dorligo, and Giovanni Andrea Panizon. 212/604-0900. REALfurniture.com, New York City. **CIRCLE 222**

► Avoid office headaches

The Easy-Down hydraulic damping system slows the speed at which overhead doors close. The device is hidden from view inside the cabinet and does not alter the conventional movement of opening and recessing the door over the top of the cabinet. 562/903-0200. Accuride Intl. Inc., Santa Fe Springs, Calif. **CIRCLE 223**



For more information, circle item numbers on Reader Service Card or go to www.architecturalrecord.com Advertiser & Product Info

from a digital leader

Plus an optional memory unit offers "scan once print many" and electronic collation – improving productivity. The huge gap between Ricoh and the competition in digital copiers is clearly getting wider. And wider. Call 1 800 63 RICOH or visit us at www.ricoh-usa.com



We're in your corner.

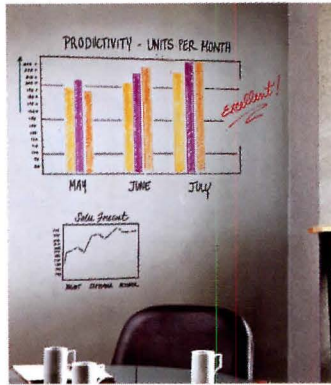
RICOH®
Image Communication

CIRCLE 73 ON INQUIRY CARD

Product Briefs

▼ Sliding scale

The Urbana carpet pattern, from Invision Carpet Systems, is offered in three scales: small, medium, and large (shown). This gives the designer the flexibility to choose the scale appropriate to the size of the space. Urbana is part of the Creative Visions Box 3 sampling system, a collection of eight products in various scales, patterns, and textures and a new color palette of 10 colorways. 706/279-2552. Invision Carpet Systems, Dalton, Ga. **CIRCLE 224**



▲ The writing's on the wall

MemErase dry erasable wallcovering may be either field- or factory-applied. There are three styles, including Whitewall in 62-inch and 54-inch widths; ColorWall, which offers eight colors in a 62-inch width; and the 62-inch-wide GraphWall featuring light gray gridlines. 800/457-9900. Omnova Solutions, Fairlawn, Ohio. **CIRCLE 225**

► Urbane design

The Urburbia collection, launched during ICFF this May, is a collaboration of some of New York's leading contemporary furniture designers. The Pixel sofa (right), chair, and ottoman set by Richard Shemtov features a deep recline, stainless-steel legs, and a textured wool upholstery. The Cyborg sideboard (below), designed by Nick Dine, is constructed of solid anodized aluminum with walnut-covered wood drawers. The aluminum shell rests on matching geometric funnel-shaped legs. 212/925-6171. Dune, New York City. **CIRCLE 226**



For more information, circle item numbers on Reader Service Card or go to www.architecturalrecord.com Advertiser & Product Info

FIREPROOFING WORTH THE LOOK!

A/D FIREFILM® II 

*Decorative Thin-Film
Fire Resistive Coating
for Structural Steel*

*A/D FIREFILM® II combines ratings up to
3 hours with the appearance of exposed steel.*

A/D FIRE PROTECTION SYSTEMS

Call 1-800-263-4087



Photo: Sacramento International Airport, Terminal A
Architect: Dreyfuss & Blackford Architects
Photo: Cathy Kelly Architectural Photography
A/D FIREFILM® II on structural steel.



**The perfect kitchen should be limited
by your imagination, not your appliances.**

The complete Viking kitchen. It's designed to be attractive, not just to master chefs, but also to great architects, designers, and builders.

Viking products offer renowned performance and style in a variety of sizes, shapes, and configurations.

Choose gas, dual fuel, or electric. Built-in or freestanding.

Stainless steel or nine other finishes, with or without brass trim. It adds up to a kitchen that makes a statement.

But exactly what it should say we leave entirely up to you.



Professional Performance
for the Home™

Viking Range Corporation • (662) 455-1200 • www.vikingrange.com

CIRCLE 75 ON INQUIRY CARD

Product Briefs



▲ Solitary refinement

Solitär, a line of executive case goods in the Teknion Wood line, features a back-bevel edge detail and mitered corners. Solitär's design combines wood, metal, and leather finishes on tables, credenzas, pedestals, and cabinets for the executive or home office. In addition to Solitär, Teknion is introducing five new wood side-seating lines and two wood-detailed lounge-seating lines. Teknion's full complement of upholstery options is available on the new seating lines.

877/TEKNION. Teknion Inc., Marlton, N.J. **CIRCLE 227**

► Three sinks, no waiting

Bradley designed its Express Image Lavatory System to meet the demands of high-end commercial washrooms. Bradley's exclusive solid surface material, Terreon, resists chemicals, stains, and vandalism. The system, which is available in a variety of colors, accommodates up to three users simultaneously while providing each user with the same personal space as individual lavs. 800/BRADLEY. Bradley, Menomonee Falls, Wis. **CIRCLE 228**



◀ Slatelike ceramic tiles

Tertiary Stone is produced in random shade variations, is fine-grained, and offers a naturally cleft appearance that replicates original slate. Tertiary Stone is available in four colors and a wide variety of sizes. Esquire ceramic tile collections feature large-format floor and wall tiles matched with complementary trim.

800/256-7924. Esquire, Clarksville, Tenn.

CIRCLE 229

For more information, circle item numbers on Reader Service Card or go to www.architecturalrecord.com Advertiser & Product Info

**Another
DRAINAGE
SOLUTION
by Mortar Net™**

Mortar Net Block prevents water damage in single wythe concrete masonry unit (CMU) walls by breaking up mortar thereby allowing proper drainage to the weep holes. For more information, please contact Mortar Net at 800-664-6638 or visit our Web site at www.mortarnet.com.

800-664-6638
www.mortarnet.com

Mortar Net™
The Difference Is In The Cut.

CIRCLE 76 ON INQUIRY CARD

**Welcome to the
New Stone Age**

For member referrals, technical information and help finding sources of stone, call (614) 228-6194. It's your gateway to the New Stone Age.

.....

Marble	Onyx	Sandstone
Granite	Travertine	Quartzite
Slate	Limestone	

.....

**The Marble Institute
of America, Inc.**
614-228-6194
Fax: 614-461-1497
<http://www.marble-institute.com>

CIRCLE 77 ON INQUIRY CARD



**YOU MIGHT FIND YOUR CREW STARING AT THE CEILING.
AND THEN YOU'LL PROBABLY JOIN THEM.**

Ply-Bead gives you the timeless beauty of tongue-and-groove planking in durable, easy-to-install 4' x 8' beaded panels. Ply-Bead Classic with 1.6" on center grooves is perfect for rustic wainscoting, porch ceilings and wall treatments. So save time, money, and add the classic look that never goes out of style. Use Ply-Bead from Georgia-Pacific. Call 1-800-BUILD-GP or visit www.gp.com.

CIRCLE 78 ON INQUIRY CARD
PLY-BEAD®

© 2000 Georgia-Pacific Corporation. All rights reserved. Ply-Bead is a registered trademark of Georgia-Pacific Corporation.

Georgia-Pacific 
PRODUCTS BEHIND SOLID SOLUTIONS

Product Briefs

▼ Magical fabric

DesignTex collaborated with Sommers Plastics to develop Presto Change-O!, a new material that consists of a urethane coating applied to a knitted polyester fabric. Light-interference pigments are incorporated into the urethane coating, resulting in a surface that catches the light in two spectrums. The fabric, available in 20 colorways, changes from one color to its companion color for that pigment (red to gold, green to copper) as you move past the fabric. Presto Change-O! meets or exceeds tests ranging from abrasion to flammability. 212/886-8136. One Plus One, A division of DesignTex, New York City. **CIRCLE 230**



house aisles, and other high-traffic surfaces. HTS coatings, which comply with VOC/VOS regulations, are moisture-cure urethanes combined with aluminum oxide, ceramics, and an abrasion-resistant polymer for 50 percent more mil-per-mil wear than standard urethanes. Eco-HTS is safe



▲ Beat the traffic

Abrasion-resistant HTS High Traffic System floor coatings provide durability for loading docks, machine shops, ware-

around odor-sensitive stock, while VOC HTS applies and cures easily. 888/727-8237. Tennant, Minneapolis. **CIRCLE 231**

► Technology-ready platform

The York FlexSys underfloor air system is designed for raised-floor applications and features the modular integrated terminal. Designed to accommodate change in building layout or loading, the air terminal units can be located and relocated easily, anywhere within the raised floor grid. 800/861-1001. York International Corp., York, Pa. **CIRCLE 232**



For more information, circle item numbers on Reader Service Card or go to www.architecturalrecord.com Advertiser & Product Info

smi™
SPIDER MANUFACTURING INC.
AN ISO 9002 REG. COMPANY

Make Your Conference Table Intelligent

Elegant Desktop Solutions Combining

- communications
- multimedia
- fiber optics
- electrical
- data

visit our website at www.spidermfg.com
sales@spidermfg.com

For a Complete Catalogue
Phone: (250) 765-2616
Fax: (250) 765-2614

Spider Manufacturing Inc. #5 - 364 Lougheed Rd., Kelowna, B. C. Canada V1X 7R8

PHA - 4
FLUSH MOUNTED
IN DESK
BOX
STAINLESS
STEEL
TRIM

CIRCLE 79 ON INQUIRY CARD

MUSSON

Diagonal Rib Carpet Tiles

New from Musson


Heavy duty modular carpet tile with excellent scraping and dirt removal properties. Designed for use in entrances, vestibules, lobbies or elevators of any commercial or retail building in a high traffic area. Constructed of 100% polypropylene pile yarn with bitumen backing. 3/8" thick 19 11/16" sq. tiles in 6 decorator colors. An attractive and functional matting alternative.

For free brochure and samples, contact

MUSSON RUBBER CO.
P.O. Box 7038 • Akron, OH 44306 • Fax (330) 773-3254
800-321-2381 • E-mail info@mussonrubber.com • www.mussonrubber.com

CIRCLE 80 ON INQUIRY CARD

Tile & Stone Waterproofing & Anti-Fracture INSURANCE



Ceramic Tile,
Brick, Pavers
or Stone

Substrate

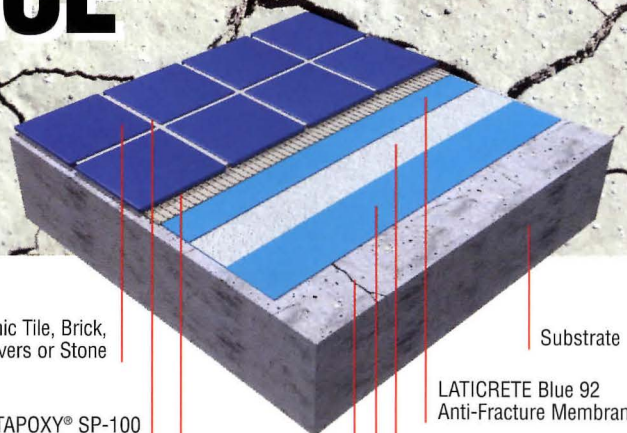
LATICRETE 9235
Waterproofing Membrane

LATICRETE Reinforcing Fabric

LATAPOXY® SP-100
Stainless Epoxy Grout

A LATICRETE® Floor N' Wall Thin-Set
Mortar with LATICRETE 333 Super
Flexible Additive

LATICRETE 9235
Waterproofing Membrane Liquid



Ceramic Tile, Brick,
Pavers or Stone

Substrate

LATAPOXY® SP-100
Stainless Epoxy Grout

LATICRETE Blue 92
Anti-Fracture Membrane

LATICRETE
Reinforcing Fabric

A LATICRETE® Floor N'
Wall Thin-Set Mortar with
LATICRETE 333 Super
Flexible Additive

Non-Structural
Crack

LATICRETE Blue 92
Anti-Fracture Membrane

LATICRETE® 9235 Waterproofing Membrane

"The Architects' Choice for RISK FREE Installations"

- Guaranteed not to leak or crack*
- Dual purpose – for waterproofing and anti-fracture applications
- IAPMO, ICBO approvals
- Meets rigid DIN standard for anti-fracture membranes
- Full fabric application
- Extra Heavy-Duty Floor Service Rating
- Approved for continuous submersion in pools and fountains

LATICRETE Blue 92 Anti-Fracture Membrane

"When you only need anti-fracture protection"

- Guaranteed against cracking*
- Easy to install liquid applies like paint
- Full fabric application
- Meets rigid DIN standard for anti-fracture membranes
- Extra Heavy-Duty Floor Service Rating

*See DS700.12 Hassle Free Lifetime Warranty for Additional Details.



**Globally proven.
Professionally endorsed.**

LATICRETE INTERNATIONAL, INC.

LATICRETE PARK NORTH • BETHANY, CT 06524-3423 USA

TEL: (203) 393-0010 • (800) 243-4788

AX: (203) 393-1684 • FAX ON DEMAND: (800) 359-3297

www.laticrete.com • support@laticrete.com

LATICRETE MIDDLE EAST

TEL: (971) 4-286-2627 FAX: (971) 4-286-2123

LATICRETE ASIA PACIFIC

TEL: (65) 262-4237 FAX: (65) 262-3701

LATICRETE EUROPE

TEL: (39) 0585-856-159 FAX: (39) 0585-856-160

LATICRETE LATIN AMERICA

TEL: (203) 393-0010, EXT. 218 FAX: (203) 393-1684



**For an actual
sample of these
membranes
absolutely
FREE call
800-243-4788,
Ext. 265.**

Please specify 9235 or
Blue 92 Swatch Card.

CIRCLE 110 ON INQUIRY CARD

© 2000 LATICRETE INTERNATIONAL, INC. © T.M. Reg. U.S. & Foreign Pat. Office

A-978 REV. 4/00

Product Literature

Tile sample kit and binder

GranitiFiandre has introduced the Geologica sample kit with 33 samples. The Geologica binder contains catalogues, a fan deck, a CD-ROM, and four samples that show products in polished, matte, semi-matte, and textured finishes. The CD-ROM offers a catalogue of all Graniti-Fiandre products, plus a layout program that allows designers to click and design right on screen. 888/903-4263. GranitiFiandre, Itasca, Ill.


CIRCLE 233

Lighting control catalogue

A new product catalogue from Leviton's lighting-control division describes the company's extensive lighting-control product offerings. The catalogue is divided into sections for architectural dimming systems, lighting controls, occupancy sensors, and Decora Home Controls automation products. 800/824-3005. Leviton Manufacturing Co. Inc., Little Neck, N.Y. CIRCLE 234

Fire-rated framing brochures

Technical Glass Products has just released two new fire-rated framing systems brochures. Each four-page brochure features full-color installation photography, product descriptions, listing



For more information, circle item numbers on Reader Service Card or go to www.architecturalrecord.com Advertiser & Product Info

Modern Masters of Architectural Timbers ■ ■ ■

The G.R. Plume Company sets the standard for integrating the beauty of natural wood into today's architecture. Our masterful architectural timbers grace distinctive homes and businesses around the world. We provide beautiful and ingenious solutions, insightful collaborations, and a thorough understanding of wood and its applications. Our twenty years of creative and technical woodworking expertise can help you realize your architectural vision. For more information, call (360) 384-2800.



THE
**G.R. PLUME
COMPANY**
ARCHITECTURAL TIMBER DIVISION

NEW SITES FOR CYBERSURFING

Order samples online for Bentley, Interface, and Prince Street carpet products www.TheSampleCenter.com



Provides manufacturers with Web-based rendering technology for showcasing fabric, texture, and color combinations for product lines www.styleclick.com

Exterior home design visualization software www.exteriorfx.owenscorning.com

New tile site www.walkerzanger.com

information, and general characteristics of Fireframes by Forster. 888/397-3473. Technical Glass Products, Kirkland, Wash. CIRCLE 235

Expansion joint brochure

A new detailed brochure highlights the JointMaster architectural joint systems. A variety of product combinations and finish and installation options are highlighted. A "Frequently Asked Questions" page addresses basic expansion joint concerns. 800/222-5556. InPro Corporation, Muskego, Wis. CIRCLE 236



Introducing Gold Guard. A barrier against moisture, not design.

Despite misconceptions, EIFS provides a better moisture barrier than other claddings. Now we've taken it even further. Introducing Sto Gold Guard — a moisture protection system that resists water penetration more than 5 times longer than leading brand house wraps and 28 times longer than conventional building paper. Gold Guard has two easily-applied steps (all you need is a trowel and a roller). And when combined with EIFS, you get seamless moisture protection for years. Now you can create memorable, lasting designs with EIFS without having to watch your...um...back. Start today by visiting our Web site at www.stocorp.com or calling **1-800-221-2397**.

100% Acrylic Polymers

CIRCLE 82 ON INQUIRY CARD

sto

Product Literature

Line of quiet windows

Milgard offers new Quiet Line sound-control window brochures. Four two-page brochures feature Milgard's latest development in reducing environmental noise, particularly well suited for use near freeways or airports. Each brochure focuses on a different style of window: slider, double-hung, casement, and picture. All include product descriptions, features, specifications, and options. 800/MILGARD. Milgard Windows, Tacoma.

CIRCLE 237

Remodeling skylights

A full-color idea book from Velux-America features more than 20 remodeling design ideas using skylights in various rooms of the home; categories include Kitchens, Baths, and Vanities, Attics and Bonus Rooms, and Other Rooms. The book has full-color examples and architectural drawings of design styles incorporating skylights. 800/283-2831. Velux-America Inc., Greenwood, S.C. CIRCLE 238

Plaza construction techniques

A free, four-color brochure from the Dow Chemical Company offers architects, specifiers, and contractors guidelines for plaza construction, detailing the Protected Membrane Roof system, devel-


oped and patented by Dow more than 30 years ago. 800/441-4369. The Dow Chemical Company, Midland, Mich.

CIRCLE 239

New sampling device

Interface has introduced a new Sampling Box made from polypropylene that can be reused or recycled. The box contains the same sampling information found in traditional architecture folders, including a swatch card, a larger feeler swatch, and a card with all the specifics of the carpet. Shelf space was considered in the creation of the box: seven of the new boxes fit in the space of only three architecture folders. The outside label includes a photo of the carpet for easier identification on a designer's library shelf. Interface also introduces the "Sustainability Report Card," which provides designers and other specifiers with a framework in which to evaluate the full ecological impact of floor-covering products. The company plans to issue this report card and grading system with all Bentley, Interface, and Prince Street carpet products. The report card evaluates products on three levels: pre-life cycle, life cycle, and post-life cycle. 770/437-6800. Interface Inc., Atlanta.

CIRCLE 240



For more information, circle item numbers on Reader Service Card or go to www.architecturalrecord.com Advertiser & Product Info

STAAD.etc

TM

ARCHITECT

Structural Component Design & Analysis

- Base Plates • Columns • Footings • Retaining Walls • Slabs • Much More
- Friendly Wizard-like interface makes component design quick and easy.
- Spreadsheet-type input with dynamic graphics.
- Flexibility to change individual data units, customize rebar and databases.
- Automated step-by-step hand calculations.

Research Engineers

CIRCLE 83 ON INQUIRY CARD

International

Timber, Masonry, Steel & Concrete Structures & Accessories

a division of nortrup, inc.

USA • UK • Germany • France • Canada • Japan • China

Architect
Friendly

Indian Codes Also Available

FREE
CD DEMO
800-FOR-RESE
reilworld.com
info@ca.reilusa.com

\$1,495
Includes
Steel & Concrete,
Masonry,
Timber
web demo
reilworld.com



STAINLESS STEEL

100% Recyclable



STAINLESS

STEEL

THE GREEN

MATERIAL

A new Designer Handbook
FREE from the

Specialty Steel Industry of North America
STAINLESS STEEL INFORMATION CENTER
3050 K Street, N.W.
Suite 400
Washington, D.C. 20007
1-800-982-0355

www.ssina.com

CIRCLE 84 ON INQUIRY CARD

ARCHITECTURAL RECORD CALL FOR ENTRIES

Record Houses 2000

The editors of ARCHITECTURAL RECORD announce the 46th annual RECORD HOUSES awards program. This program is open to any registered architect. Work previously published in other national design magazines is disqualified. Of particular interest are projects that incorporate innovations in program, building technology, and use of materials. The entry fee is \$50 per submission; please make checks payable to ARCHITECTURAL RECORD. Entries must also include plan(s), photographs (transparencies, slides, or prints), this entry form, and a brief project description, all firmly bound in an 8 1/2-by-11-inch folder—postmarked no later than October 31, 2000. Anonymity is not necessary. Winning entries will be featured in the 2000 RECORD HOUSES. Other submissions will be returned or scheduled for a future issue. Please include a self-addressed envelope with the appropriate postage, and allow 10 weeks for return.

Name of firm: _____

Address: _____

Phone: _____

Fax: _____

E-mail: _____

Contact person: _____

Name of project: _____

Location of project: _____

Agreement: We will not offer this project for consideration by another national design magazine during the 10-week review period at ARCHITECTURAL RECORD.

Signature: _____ **Date:** _____

Print name: _____

Submissions should be mailed to:

Sarah Amelar • RECORD HOUSES • ARCHITECTURAL RECORD

Two Penn Plaza • Ninth Floor • New York, NY 10121

**This form must be included with your submission. If you have any questions,
please E-mail Sarah Amelar at sarah_amelar@mcgraw-hill.com**



Celebration!
 gallery
 celebrating
 life through
 fine art



CONTACT:

GARY PRICE STUDIOS
 38 WEST 200 SOUTH
 SPRINGVILLE, UT 84663

T. 801. 489. 6852
F. 801. 489. 9588

www.garyprice.com
gary@garyprice.com

CATALOG AND
 VIDEO AVAILABLE

CIRCLE 85 ON INQUIRY CARD



Dates & Events

Calendar

Restoration & Renovation

San Antonio

September 7-9

A trade show and conference dedicated to architectural rehabilitation, cultural landscape preservation, and historically inspired construction. Architects earn Quality Level 2 Credits. 800/982-6247

Promosedia

Udine, Italy

September 9-12

This is the only exhibition in the world dedicated wholly to seating. It is a meeting place for designers and the specialized trade, as well as a source of cultural, industrial, and artistic renewal focused on this basic item of furnishing. +39/0432-745611

Samuel Mockbee: The Architecture of the Black Warrior River

New York City

September 9-October 21

Exhibition of architecture by Samuel Mockbee, whose work is characterized by the use of recycled and found materials. Max Protetch Gallery. 212/633-6999.

How to Lay out a Warehouse or Distribution Center

Kansas City, Mo.

September 11-12

This event is a short course offered by the University of Kansas. All attendees will receive a certificate of participation indicating that the short course provided 16 contact hours of instruction. Kansas City Marriott Country Club Plaza. 877/404-KUCE.

Designing Green Ideas

San Francisco

September 14

The educational symposium will feature three speakers discussing a spectrum of views on green design. The event is free and open to designers, architects, and the public. Attendees can earn .5 CEU credits, 10 CES learning units, or 5 contact hours. San Francisco Marriott. 800/222-5556, ext. 262.

AIA NYS Convention 2000

Brooklyn

September 21-24

Annual New York State Convention featuring keynote speaker Robert A.M. Stern, FAIA, continuing education seminars, a trade show, golf tournament, and architecture tours. 718/630-9898.

At the End of the Century: 100 Years of Architecture

Los Angeles

Through September 24

In 21 parts, this massive international exhibition organized by MOCA surveys countless architectural photographs, scale models, drawings, furnishings, clips, and artifacts. The Museum of Contemporary Art at the Geffen Contemporary. 213/621-2766.

Modern Living 2

New York City

Through September 26

After World War II, figures such as Eames, Nelson,

PLASTIC PARTITIONS WITH COLOR THROUGHOUT

Our 50 Years' Experience Comes Standard!

So do the full-length brackets, integral hinges and attractive, gapless design.

- Integral hinge system with the no-gap feature
- Integral full-height door stop - no hardware to break - no hardware required and no-gap feature
- Concealed lock (mortised) with "in-use" indicator and emergency access feature
- Full-length bright anodized aluminum brackets at all connections
- Heavy duty stainless steel pilaster mountings with leveling bolts and stainless steel plinths
- Heat sinks on all doors and panels
- Contoured corners on doors and panels
- Integral curtain track headrail combination of bright anodized aluminum
- Lifetime guarantee partitions will not rust or delaminate

Check These Options

- Color Connections™ - powder coated brackets, headrails, hinges and plinths to match or coordinate with Polly colors
- Special color Polly (minimum quantities required)
- Heavy duty full-height stainless steel Multi-cam™ hinges

Specify



Free catalog or CD for specs and details: METPAR CORP, 95 State St., Westbury, NY 11590
(516) 333-2600 • FAX: (516) 333-2618 • e-mail: sales@metpar.com

CIRCLE 86 ON INQUIRY CARD



**THE UNEXPECTED CAN OCCUR
AT ANY TIME. BUT WITH FE-36™,
IT'S EASIER TO GET BACK UP.**

A fire is never good news. But if it results in significant downtime, it's worse. Which is why you need DuPont FE-36™ in your portable extinguishers. It leaves absolutely no residue, which makes for less clean-up and greater uptime. Its low toxicity is good news for users and its lack of ozone-depleting properties is good for everyone. And FE-36™ is globally available and universally effective on every kind of fire, making it the best clean-agent extinguishant, anytime, anywhere. For more information, call 1-800-473-7790 or visit our website, www.dupont.com/fire.



DuPont Fire Extinguishants

CIRCLE 87 ON INQUIRY CARD

Dates & Events

Saarinen, and Aalto adapted industrial technology for the manufacture of rational, functional, and affordable domestic objects on display. The Museum of Modern Art. 212/708-9400.

Specifically 2000

Los Angeles

September 26-28

A conference and exposition for spa-industry executives. The trade show is for spa, hotel, resort, beauty, health-care, and wellness-center executives, and any others related to spa business services. For information contact Nicole Davis at 212/647-0808.

NeoCon Canada

Toronto

September 28-29

Products and Services for the design and management of office, retail, hospitality, residential, health-care, and institutional interiors. National Trade Center at Exhibition Place. 800/677-6278.

10x10 Presentation

San Francisco

September 30

A diverse international roster of architects, selected from the book *10x10*, present and discuss their recent buildings and projects. Yerba Buena Center for the Arts Theater. 415/978-ARTS.

Richard Morris Hunt Fellowship

France

Through September 30

This fellowship is awarded to French and American architects pursuing careers in historic preservation. In 2001, an American architect will spend six months in France studying preservation practice related to the documentation, protection and enhancement of French heritage, culture, environment, and resources. 202/626-7511.

Inventing Futures—The Seventeenth Encounter of Latin American Students of Architecture

Los Angeles

September 30–October 8

The council of Latin American Students of Architecture United States chapter sponsors the first Pan-American event for architecture students and interns. The lectures will center on the growing Hispanic population in Los Angeles and its implications. www.cleausa.com

CERSAIE 2000

Bologna, Italy

October 3-8

CERSAIE 2000 is the world's largest exhibition of ceramic tile and bathrooms furnishings. International exhibitors will show their newest products, highlighting the technologically and aesthetically expanding tile and furnishings industry. Bologna Fairgrounds. www.cersaie.it. 212/980-1500.

Rail-Volution 2000: The Livable Metropolis, Prospects and Profits

Denver

October 4-8

A definitive national conference on the building of livable communities comprises hands-on workshops, case studies of built examples, and moderated panel discussions. The Adams Mark. 800/788-7077.

Justice Facility Partnerships and Leading-Edge Justice Technology

Charlotte, N.C.

October 5-7

This two-day forum sponsored by the American Institute of Architects (AIA) Committee on Architecture for Justice provides an interactive forum for architects, planners, facility operators, government officials, and private developers to discuss the planning, design, operation, and financing of multiuse justice facilities. The Adam's Mark Hotel. 703/780-7300.

Designing for the 98% without Architects

Princeton, N. J.

October 7-8

The conference consists of three panels presenting the work of community design centers, design/build programs and nonprofit organizations. Panel discussions will be a forum for dialogue between professionals and young designers. 717/337-1447.

Utopia and Reality—Modernity in Sweden 1900-1960

Stockholm

October 7, 2000–January 14, 2001

Exhibition of over 450 works by architects, designers, and artists focusing on how modernity was expressed differently in Sweden from the

Small-business owners...

Is the SIMPLE IRA Plan right for you?

Act before the
10/1/00 deadline

T. Rowe Price can help you find out.

If you're a small-business owner and want to start a retirement plan for you and your employees, you should consider this option.

The SIMPLE IRA retirement plan is like a 401(k) in that both you and your employees contribute to the plan. The difference is that the SIMPLE IRA is much easier to set up and less expensive to maintain.

Act before the October 1 deadline.

Call T. Rowe Price today. We'll send you our free Retirement Solutions guide, along with our SIMPLE IRA kit. Remember, you only have until October 1 to set up your plan for 2000.

Retirement plans for small-business owners

This free guide will help you compare your retirement plan options. You can choose the one that's best for you and your business.



For your free kit, call our retirement representatives today

1-800-831-1412

www.troweprice.com

Invest With Confidence
T. Rowe Price



Our Fire Doors Are Starring In An Application Near You



The RITE Door[®] ***Integrated Door Systems***

The Rite Door is the one source solution for fire-rated doorways. It combines integrated, pre-installed hardware and innovative design for a beautifully simple fire door that is quick to install and easy to maintain. The Rite Door is soundly constructed with Grade 1 Exit Hardware and meets the strictest building codes and ADA guidelines. For theaters, and lots of other applications, The Rite Door is a stellar performer.

The Rite Door integrates factory assembled hardware and door with a wide range of custom finishes and options.

Contact Adams Rite for more information.



ADAMS RITE
MANUFACTURING CO.

260 Santa Fe Street, Pomona, CA 91767 • 800-872-3267 • Fax: 800-232-7329 • www.adamsrite.com

CIRCLE 89 ON INQUIRY CARD

RIBA

The NatWest Media Centre, Lord's Cricket Ground, UK
Architect: Future Systems
Photographer: Richard Davies



You don't have to live in the UK to join the RIBA.

The RIBA derives its authority and strength from more than 27,000 architect members worldwide. Join the RIBA as a Corporate member and demonstrate your professional status to clients and co-professionals worldwide. Gain access to the professional recognition, development and information you need to meet the demands of international practice and help the RIBA to secure more influence for excellence in architecture.

Full architect members of the AIA are eligible to join the RIBA. Call +44 20 7307 3650 or email membership@inst.riba.org for more information.



Corporate membership
www.architecture.com

CIRCLE 90 ON INQUIRY CARD

Dates & Events

rest of the world. Modern Museum.
+46 8 5195 5210.

In Search of the Simple Whole **Mexico City**

October 7-31

An architectural exhibit featuring recent work by Michael P. Johnson. The exhibit includes photo murals of constructed work, drawings of unbuilt projects, computer-generated images and models. Barragan Studio. 505/737-0942.

Preserving the Recent Past II **Philadelphia**

October 11-13

Sponsored by the National Park Service, the General Services Administration, the Society of Architectural Historians, DOCOMOMO, and other preservation-minded groups, this weekend of events includes 70 speakers, an exposition, tours, and a curtain-wall symposium. Loews Hotel (historic PSFS Building). 202/343-6001.

Form! Function! Future! Conference **Portland, Ore.**

October 14-17

This conference offers professional development for private, corporate, and public architects to offer their services in a new marketplace environment. Features include: successful business practices, good design concepts, computing for design, meeting client's needs, and new sources of revenue. Portland Hilton Hotel. 202/626-7410.

Uniting the Useful with the Beautiful: **The Architecture of the Arts and Crafts** **Movement**

Perry, Iowa

October 19-22

This year the focus of the conference is the architecture of the Arts and Crafts movement, along with the designers who created, and are creating, homes and buildings that provide the environment for our lives. Hotel Pattee. 212/889-3580.

Structure and Meaning in Human **Settlements**

Philadelphia

October 20-21

Conference emphasis will be placed on the common ground between architectural theories about place and dwelling and current research in anthropology about settlements and cultural landscapes. University of Pennsylvania. 215/898-5728.

Nature Constructed/Nature Revealed: **Eco-Revelatory Design** **Washington D.C.**

Through October 22

Exhibition presenting 15 landscape architecture projects. The landscapes are ecologically sound and reveal and interpret ecological phenomena, processes, and relationships through video, sculpture, models, photographs, drawings, and plans. National Building Museum. 202/272-2448.

FEDCON 2001 **Washington D.C.**

October 23

Federal officials involved in construction will present building budgets, plans, and updates on new regulations and their impact. This program is free and cosponsored by CMD Group and the National Institute of Building Sciences. 800/283-4699.

North American Construction Forecast **Washington D.C.**

October 24

This daylong conference sponsored by CMD Group brings together economists and analysts from the United States, Canada, and Mexico to explore conditions that will determine building activity. National Press Club. 770/417-4261.

Aluminum by Design: Jewelry to Jets **Pittsburgh**

October 28, 2000-February 11, 2001

The first major museum exhibition to explore how aluminum has inspired creativity and sparked innovation in design, including works by such visionaries as René Lalique, Jean Prouvé, Ludwig Mies van der Rohe, Russell Wright, Charles and Ray Eames, and Gio Ponti. Carnegie Museum of Art. 412/688-8690.

Computers for Construction 2000 and **AEC Systems**

Anaheim, Calif.

November 6-9

The only tradeshow and conference dedicated exclusively to computer use by contractors, and the regional computer and high-tech event for the design and construction industry join forces. Anaheim Convention Center. 610/458-5472.

"Good Design is Good Business," Design **Strategies for the New Economy** **Washington, D.C.**

November 17

A Business Week/Architectural Record conference

YOU DON'T HAVE TO BE FAMOUS TO CREATE A MASTERPIECE

16th CENTURY STONE

Project: St. Peter's Basilica

Designer: Michaelangelo

Product: Marble & Travertine

The greatest church of Christendom was begun in 1506 under Pope Julius II. It had 13 chief architects, including Michaelangelo, who held the post until his death in 1564. The top of its cupola rises 435 feet above St. Peter's Square, almost 150 feet taller than the U. S. Capitol.



21ST CENTURY STONE

Project: Capital Commons

Architect: Smith, Hinchman & Gryllis Associates, Inc.

Product: ALPOLIC® Red Granite

This seven-story, six-year-old building was reclad with ALPOLIC STONE SERIES®, utilizing a dry gasketed aluminum composite panel system. The entrances were clad with ALPOLIC® red granite stone series aluminum composite material that weighs only one pound per square foot.



Like Michaelangelo's creations in marble, we have taken aluminum composite materials to new heights. In fact, we're the leader in offering new and innovative products that can help you realize your visionary designs. ALPOLIC® was the first to embrace PPG/MEGAFLON®, a high-performance fluorocarbon, as our primary paint finish. We were the first to offer a virtually endless palette of colors limited only by a designer's vision. Now we've broadened our line to offer you such unique products as our ALPOLIC STONE SERIES®, our ALPOLIC A-LOOK® reflective mirror surfaces and our ALPOLIC ISD® interior products that simulate wood and stone finishes. When you have a vision for the 21st Century, create your masterpiece with ALPOLIC products.



ALPOLIC®

Helping You Create Today's Masterpieces

For more information, call 1-800-422-7270
or email us at www.alpolic.com

©2000 Mitsubishi Chemical America, Inc

CIRCLE 91 ON INQUIRY CARD

OFFICIAL COURT NOTICE

**TO ALL PERSONS, OR THEIR
PROPER ASSIGNEES, WHO OWN
BUILDINGS IN THE UNITED STATES
ON WHICH PHENOLIC FOAM ROOFING
INSULATION ("PFRI") MANUFACTURED BY
KOPPERS COMPANY (NOW KNOWN AS
BEAZER EAST, INC.) OR JOHNS MANVILLE
CORPORATION AND JOHNS MANVILLE
INTERNATIONAL IS INSTALLED OVER A
METAL ROOF DECK, OR WHO HAVE A
PROPERTY INTEREST IN SUCH BUILDINGS
WHICH OBLIGATES THEM TO MAINTAIN
THE BUILDING'S ROOFING SYSTEM**

Notice is hereby given that settlements have been reached in the class action lawsuit entitled Sebago, Inc. et al. v. Beazer East, Inc. et al., Nos. 96-10069-MLW and 96-10656MLW (United States District Court, District of Massachusetts), two settlement classes have been conditionally certified and preliminary approval of the settlements has been granted by the District Court. **The settlements will provide compensation to persons who own, or are obligated to maintain the roofing system, of buildings with Phenolic Foam Roof Insulation ("PFRI"). Koppers Co. n/k/a Beazer East, Inc. manufactured PFRI from 1980 through January 17, 1989 under the names Koppers Exeltherm Xtra and Rx, Genstar, Pittsburgh-Corning or Loadmaster ("Beazer PFRI"). Johns Manville and Schuller International manufactured and sold PFRI from January 18, 1989 through December 31, 1992 under the names "Ultragard Premier," "InsulBase Premier," and "Fesco-Foam Board" ("JM PFRI").** The settlements will be considered for approval at a Fairness Hearing scheduled by the Court for December 13, 2000.

You may be a member of one of the settlement classes if you own, or are obligated to maintain the roofing system, of a building or other structure in the United States or its territories and possessions in which Beazer PFRI or JM PFRI is currently installed within a roofing system and above a metal roof deck as of June 30, 2000, the date of the court's order preliminarily approving the settlements. The following persons are not included in the settlement classes: (a) persons who properly execute and timely file a request for exclusion from the settlement classes in accordance with the terms of the Settlement Agreements, and (b) persons whose roof decks are entirely non-metal; and (c) persons whose roof deck was fully remediated or whose claims relating to Beazer PFRI or JM PFRI were previously settled by Beazer or Johns Manville. Under the settlements, persons whose membrane system is entirely comprised of a metal roof system are not included in the settlement class.

This Notice Is Only A Summary. There are more detailed written settlement notices which explain the terms of each settlement and your right to participate, object or exclude yourself from the settlement classes.

If you think you may be a member of one of the settlement classes and you did not receive a written settlement notice by mail, you should request a copy of the appropriate notice by contacting the Notice Administrator by mail or telephone as follows:

**Phenolic Foam Roof Insulation Litigation
c/o Standish Legal Processing
Stonehill Corporate Center
999 Broadway, Suite 500
Saugus, MA 01906
1-877-917-PFRI
www.pfriclaims.com**

The written settlement notices include Claim Forms, Requests for Exclusion and Instructions on how to opt-out of the settlements and other information.

If you are a member of the Settlement Classes and do not opt out of the Settlements by November 22, 2000, you will be entitled to participate in the Settlement Claims Program and will be bound by the Court's Judgments in this Action.

PLEASE DO NOT CONTACT THE COURT

Dates & Events

in association with the National Building Museum and the AIA. This half-day conference brings together key business leaders and architects to discuss collaboration between architects and clients resulting in the achievement of business goals. Attendees can attend exclusive pre-view reception for *On the Job: Design and the American Office*. National Building Museum. To register go to www.architecturalrecord.com.

On the Job: Design and the American Office Washington, D.C.

November 18–June 2001

Exploring the office as architectural and social space, this major exhibition documents the American office as a dynamic environment whose significance extends beyond physical boundaries. National Building Museum. Registration required. Call 202/272-2448 or visit www.nbm.org

Competitions

Ar + d Award

*Deadline for receipt of entries:
September 12*

This award for completed work by architects under the age of 45 aims to recognize new talent worldwide. Submissions are encouraged for all building types, interiors, manufactured products, urban design, landscape, bridges, and temporary structures. First prize is £5,000. Go to www.arplus.com for more.

Competition Notice for the Museum of the 20th Century in the Arengario

*Deadline for first stage plans:
October 16*

The aim of this juried competition is to restore and preserve the building known as the Arengario, in Piazza del Duomo, as well as to set up inside it a new Museum of the 20th Century. The first stage of the competition involves anonymous presentations which will be selected without creating a merit classification list. Five

proposals will be chosen for the second stage. www.milanoprogetti.org or Raffaella Poletti at +02/89013883.

Before + After: The Intentions and Processes of Transformation

*Deadline for receipt of entries:
October 16*

A juried exhibition will present a critical inquiry into architectural interventions and the trends affecting change in the built environment. Two images and supporting process documentation will compare the state of an original condition and the effect of a practical and transformative intervention. \$15 entry fee. 303/443-1945.

2001 Chicago Neighborhood Development Awards

*Deadline for receipt of entries:
October 25*

Created in 1995 by Local Initiatives Support Corporation/Chicago and #8211, a community development support organization, this awards program offers several awards for community-oriented non-profit and for-profit architectural and development projects. To receive an application contact Garry Huebner or Jeanette Figueroa at 312/360-0400.

Architecture, Image, and Emotion


*Deadline for receipt of entries:
October 30 6:00 P.M. Italian time*
The competition is designed to elicit ideas for a retail facility to be built on different scales. Open to all architects and engineers registered with their respective professional associations or possessing the appropriate qualifications in their home country, entries may be submitted as a team. www.arcadata.it.

Please submit information for the Dates and Events section to ingrid_whitehead@mcgraw-hill.com. Submissions should be sent two months before the event occurs.

Weyerhaeuser Architectural Doors

Multimedia Catalog

Put the Wizard to Work for You!



Need door information for your project fast? Order *Weyerhaeuser's new CD-ROM*. Step into Weyerhaeuser's new virtual showroom and experience 3-D full-color surround! Scroll around the room and discover all the tools you need. Apply SelectorWizard™ to write your specifications, estimate door price ranges and lay out door drawing elevations. All in one easy-to-use CD-ROM!



SpecWizard

The best spec writing tool available. You define door type, rating, accessories and finishes. Then SpecWizard translates your selections into a CSI specification – enhancing accuracy and saving you hours of spec writing!

CIRCLE 93 ON INQUIRY CARD

PriceWizard

Specify a door and make selections for size, moldings, louvers, lites and veneers. Select a veneer and the relative door cost appears. Even at an early design stage, PriceWizard will help you find the correct value door for your application.

ElevationWizard

Prepare conceptual layouts. Display elevation options. Augment contract drawings. Make your work easier with help from the Wizard!

Make your work infinitely easier. Put the power of the Wizard — and Weyerhaeuser Doors — to work for you!

Order your new Weyerhaeuser 3-D CD-ROM, the most advanced architectural door product catalog on the market. **Call 1.800.869.3667 ext 2200 today.**

WEYERHAEUSER
Architectural Doors

<http://doors.weyerhaeuser.com>

e-mail: doors@weyerhaeuser.com


1.800.869.DOOR ext 2200



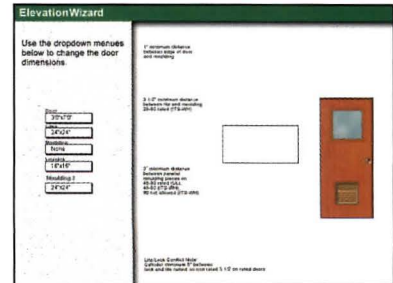
Enter the 3-D CD-ROM Surround Showroom.



Write specifications easier with SpecWizard.



Estimate door prices easier with PriceWizard.



Lay out door drawings easier with ElevationWizard.

The SelectorWizard™ icon is a trademark of VISCOMM, Inc. and is used with permission.

SOLID DOORS. SOLID PROMISES.™





ANSWERS

Questions appear on page 162. To receive CES credits, fill in the education reporting form below or on our Web site (www.architecturalrecord.com).

1. Fabrics offer two main advantages: translucency and a good strength-to-weight ratio. They are very strong for their light weight, which enables them to cover large areas with little material. For these reasons, they are easy to install and require little energy in the building process. Because they are lightweight, fabrics interact well with the elements and give people a feeling of connection to the outdoor surroundings. The translucency of fabrics allows natural lighting inside, which often eliminates the need for artificial lighting. Fabrics are available in a wide range of colors, weights, and widths to fit designs.

2. Even though fabrics are engineered to meet the same codes and standards as other building materials, most architects in the U.S. are not familiar with their benefits. Fabrics are widely used in countries outside the U.S. as awnings and canopies to limit heat gain, because air conditioning in these regions is not always common. They are also used as roofs to introduce natural light while providing shade.

3. Fabrics can be used for roofing, where they reflect heat and allow natural lighting; cladding, where they are a lightweight material; shading, where they reduce heat gain; or as the entire shell of a building. They are ideal for covering large areas where light demands are high, such as concert halls, shopping malls, convention centers, or airport terminals.

4. Cotton canvas was the old standard fabric for canopies, but it is seldom used today because of problems with rot and mildew. Synthetic fabrics are now the choice, usually made from polyester, fiberglass, polyethylene, modacrylic, or fibers. Coatings of Teflon, PVC, or Tedlar are applied to the fabric to help prevent ultraviolet degradation and add strength as well as water- and dirt-resistance. Polyester fabric has the flexibility to be packed and unpacked, while fiberglass fabric does not. Polyethylene is a newer fabric and it is 100 percent recyclable. Layering or lining is used with fabrics to improve performance, such as R-values.

5. Structural fabrics can be supported in three ways. Masts are used to give fabric roofs the iconic peaks; they are steel or aluminum and span short distances. Arches allow larger spans but require more structural engineering. External trusses allow for a wide-open space but require costly engineering and materials.



AIA/CES EDUCATION REPORTING FORM

(Use to report learning unit hours earned for ARCHITECTURAL RECORD only.)

Member information:

Last Name _____ First Name _____ Middle Initial or Name _____

AIA ID Number _____

Program/project title: Architectural Record (09.00)

"Designing with Structural Fabrics" [page 155]

Completion date (M/D/Y): _____ / _____ / _____

AIA/CES Credit: Each article or sponsored section will earn you one AIA/CES LU hour of health, safety, and welfare credit.

Fill in: _____ total LU hours.

Material resources used:

Journal article or sponsored section: This article or sponsored section addresses issues concerning the health, safety, or welfare of the public.

I hereby certify that the above information is true and accurate to the best of my knowledge and that I have complied with the AIA Continuing Education Guidelines for the reported period.

Signature _____ Date _____

Send completed form to University of Oklahoma, Continuing Education, AIA/CES, Room B-4, 1700 Asp Avenue, Norman, OK 73072-6400; fax 405/325-6965. To respond by E-mail, visit www.architecturalrecord.com and click on Continuing Education. For more information, call 800/605-8229.

Timely Offers A New Edge Of Opportunity.

Steel Door Frames That Match Clear Anodized Aluminum.



Timely TA-28 Aluminum Casing
A full width aluminum casing
without a reveal in prefinished
ALUMATONE™ or clear anodized.



Timely TA-23 Aluminum Casing
Clean, crisp lines of aluminum
with a 1/4" reveal in prefinished
ALUMATONE™ or clear anodized.



Alumatone™, the latest addition to Timely's extensive selection of finishes, provides the look of clear anodized aluminum in a steel door frame. Now, you can coordinate clear anodized aluminum exterior windows with color matching prefinished steel door frames from Timely. Timely's prefinished steel frames will meet your code requirements including full **90-minute fire ratings**.

New Alumatone™, like all Timely finishes, is a baked-on polyester base paint, applied in coil form to assure superior durability, performance and appearance. Five casing design options are available including 2 aluminum profiles offering the crisp lines of aluminum.

SEE US AT JLC LIVE, BOOTH No. 638

© 2000 Timely

Timely is recognized as the originator of the prefinished drywall frame concept. For over 30 years, we've provided steel frames that feature full perimeter anchoring for extra strength and a snap-lock casing system plus matching borrowed lites and sidelites. Contact us now to learn more about the new Alumatone™ finish and the Timely prefinished steel door frame system.


TIMELY
PREFINISHED STEEL DOOR FRAMES
A DIVISION OF S.D.S. INDUSTRIES, INC.

CIRCLE 94 ON INQUIRY CARD

10241 NORRIS AVE. • PACOIMA, CALIFORNIA 91331-2292
(818) 896-3094 • (800) 247-6242 • FAX (818) 899-2677
9782 INTEROCEAN DRIVE, CINCINNATI, OHIO 45246
(513) 682-9600 • (800) 346-4395 • FAX (513) 682-4102

Visit us on the internet at <http://www.TimelyFrames.com>

**THE PROJECT REQUIRED SUPERB VENTILATION,
AND OVER 1,600 DESIGN CHOICES...**



MIELE DELIVERED.

The new Miele collection of decorative ventilation hoods, finished with a choice of finely crafted brushed stainless steel or a vast spectrum of custom-colored enamels, adds up to over 1,600 design

possibilities. Elegantly dramatic, there is a model suitable for virtually any setting.

Whether wall-mounted or above an island, each of these hoods is quiet yet powerful, keeping kitchens clean and odor-free. Integral halogen lights, an optical display and precision

touch controls are just a few of their sophisticated features. Adding to the design flexibility, Miele also offers several ventless options, as well as sleek built-in ventilation hoods.

To learn more about versatile Miele ventilation solutions, and to access all the services of the Architects & Designers Resource Group, call 800-843-7231, or visit us at www.mieleusa.com.

Miele
ARCHITECTS & DESIGNERS
RESOURCE GROUP

Princeton • Beverly Hills • Boca Raton • Northbrook • San Francisco • Wellesley

CIRCLE 105 ON INQUIRY CARD

Kroin

Kroin Incorporated
180 Fawcett Street
Cambridge, Massachusetts 02138

Telephone 800 OK KROIN
Telefax 617 492-4001

Birds of a feather...
Kroin sanitary fittings and
polished stainless
steel basins flock together.

Designer: Prof. Arne Jacobsen, MAA
Selected for the Design Collection, MoMA.

For information Circle 100.

