



“The innovations you expect...

INTRODUCING ULTIMA RH90[®]:

Smother, quieter... even a more durable surface!

- 500% more durable than other popular fine-textured ceilings
- Especially good for areas requiring frequent plenum access... quiet... high-humidity resistance



the solutions you need."™



For Business Excellence
and Quality Achievement

Armstrong

CEILING AND WALL SYSTEMS

HERE'S PROOF...



PRODUCTIVE SPACES

Acoustical ceiling systems and walls to reduce noise distractions
... *Ultima RH90 offers .70 NRC!*



DURABILITY

Many products offer impact, corrosion, chemical resistance
... *Ultima RH90 has exceptional resistance to scratching, scrubbing... even high humidity!*



DESIGN VERSATILITY

Over 4000 choices for any design or budget
... *Ultima RH90 gives you a smoother texture!*



VALUE

Light reflectance, thermal insulation cut energy costs
... *Ultima RH90's durability slashes replacement expense!*



SAFETY

UL fire-resistive and seismic-rated systems
... *Ultima RH90 is Class A and designed for Armstrong's seismic-rated grid!*



CONVENIENCE

Local source ceilings/grid
... *Call your local Armstrong rep, distributor or contractor at 1 800 448-1405 about NEW Ultima RH90!*

NO HASSLES

Questions? Need a solution from someone who understands the problems? Want test data on new Ultima RH90? You can trust our TechLine experts ...



- FREE acoustical analysis
- Technical help – fire-rated assemblies
- CAD assistance, performance data

1 800 448-1405 (option 3)

"We're standing by... so you can keep moving."

Circle 1 on inquiry card

Expert advice. Technical support.
Up-to-date product regulatory information.
Sherwin-Williams makes each available to you
with our toll-free Paint DataBank® hotline.

Our consultants provide solutions to your
toughest coating and VOC compliance questions.
Which saves you time and helps avoid costly
mistakes. And with over 2,000 locations, we're
conveniently near your job site.

With Sherwin-Williams, you'll get the most

**The project covers 1.5 million square feet,
85 stores, 3 restaurants and a cineplex. But you
can specify the paint with a single call.**




complete line of quality
paints and coatings in over
1,600 colors. And each of
our labs and manufacturing
facilities are registered by the
Quality Management Institute
under the ISO 9000 series of
quality systems standards.

So no matter how complicated your
project may be, the solution remains simple. Ask Sherwin-
Williams. Call the Paint DataBank at 1 800 321-8194
between 8:00am and 7:00pm EST, Monday through
Thursday or 8:00am-5:00pm EST on Friday.



Circle 2 on inquiry card



©Richard Barnes

Mark Mack builds a big house in "the biggest little city in the world" (page 72).

Next month

Architects' emerging challenges as exemplified by buildings by Tsao & McKown, Rob Wellington Quigley, William Rawn, and STUDIOS Architecture.

Building Types Study 737:

Facilities for Retail

In the Profession

- Glazing update (Continuing education credits)
- Structural wood
- On-line services update
- Indicators

RECORD LIGHTING Supplement
LightFair issue

Cover:
Burnette Studio/House
Sunnyslope, Arizona
Wendell Burnette Architect
©Bill Timmerman photo

FEATURES

Introduction 71

Stremmel House 72

Reno, Nevada

Mack Architects

Island House: Tikamaga 80

Decatur Island, Washington

Miller/Hull Partnership Architects

Bridge House Retreat 84

Olive Bridge, New York

Peter Gluck and Partners, Architect

Lott House and Guest House 90

Houston, Texas

Carlos Jimenez Architecture Studio, Architect

Burnette Studio/House 94

Sunnyslope, Arizona

Wendell Burnette Architect

Rural house for an Artist and a Writer 102

Nova Scotia, Canada

Richard Gluckman Architects

Capistrano Beach Glass House 106

Orange County, California

Rob Wellington Quigley, Architect

Barnes House 114

Nanaimo, British Columbia

Patkau Architects, Architect

THE PROFESSION

Indicators 37 Starts and resales; hot markets

Home Audio/Visual 38 A Warm Welcome for the Electronic Hearth

Kitchens and Baths 45 Industrial Influences

Software Reviews 59 Two CAD Upgrades, One Clever CAD Tool

Product Briefs 62 Plumbing Fittings

Editorial 9 RECORD Offers Readers Chance to Earn Continuing Education Credits

Letters/Calendar 4

News 11

Books 23

Manufacturers' Sources 118

Product Literature 127

Classified Advertising 143

Advertising Index 146

Reader Service Card 147

Continuing-Education Self-Report Form page 135

For Good Modest Projects

I don't believe most architects do ignore what you call modest commissions [RECORD, February 1996, page 9]. In fact, most enthusiastically undertake them. Most would try to do a "good design" and some would even succeed, possibly getting their project published in RECORD.

There is both personal and professional impetus for us to design good modest projects. While the users appreciate the positive qualities, they don't seem able to translate that into understanding design. Perhaps, too few have been exposed to good buildings.

Most of our clients for modest commissions do not read architectural magazines. Those interested may read "Arts and Leisure" in *The New York Times* and be exposed to a limited, if sophisticated, discussion with stingy graphics. Such articles rarely deal with the basic issues addressed in your editorial.

"The chance to enhance the image of the profession" implies the opportunity exists. If the popular media gave the same kind of exposure to architecture as it does to film, theater, dance, and the visual arts, that opportunity would increase. If the client—the public—learned what good architecture can do for their neighborhoods, there would be more of it.

Our profession doesn't lack for talent, but rather for demand. If the demand were there, budgets would be better, administrators would be more design conscious, the small-scaled built environment would be better, and I probably would not have had the time to write this letter.

Warren W. Gran
Gran Sultan & Associates
New York City

A Construction information Group Special Event

June 17-20

"Construction Technology 96." Conference sponsored by the Construction Information Group of The McGraw-Hill Companies including the Sweet's Group, ARCHITECTURAL RECORD, Engineering News-Record, F. W. Dodge, and the Construction News Publishing Network. Anaheim Convention Center, Anaheim, Calif. The event is part of A/E/C Systems 96. Contact Sharon Price, 800/451-1196 or 610/458-7070; fax 610/458-7171.

Through May 2

"Civic Lessons: Recent New York Public Architecture." Exhibition of 69 projects initiated by 23 city agencies. Alexander Hamilton Customs House, New York City. Sponsored by the New York Chapter/AIA and the New York Foundation for Architecture. A day-long symposium on April 18 is also scheduled. Contact NYFA: 212/663-0023 or fax: 212/696-5022.

Through May 5

Exhibition: "Contemporary British Architects." Sponsored by the Department of Architecture, The Art Institute of Chicago. Contact the Institute at 312/443-3600; fax 312/443-0849.

April 4-August 31

Exhibition: "The Architecture of Bruce Goff, 1904-1982." Sponsored by the American Architectural Foundation. The Octagon, Washington, D. C. Contact: 202/879-7766.

April 8-June 1

Workshop series in building-preservation skills. Subjects include available materials, preparing historically accurate paints, and maintenance philosophies. Sponsored by the Preservation Institute in cooperation with the Division of Architecture, Norwich University, Ver. Contact the Institute: 802/674-6752 or fax 802/674-6179.

April 13-17

American Planning Association National Conference includes 225 sessions, 40 mobile workshops, and tours of Disney World. Orlando, Fla. Contact APA: 312/431-9100; fax: 312/786-6702.

April 13-18

"Solar 96." Includes the 25th American Solar Energy Society Annual Conference and the 21st National Passive Solar Conference. Sponsored by the U.S. Department of Energy. Grove Park Inn, Asheville, N.C. Contact: ASES, 303/443-3130; fax 303/443-3212.

May 3-5

Kitchen/Bath Industry Show. Georgia Congress Center, Atlanta. Contact the National Kitchen & Bath Association: 908/852-0033; fax 908/852-1695.

May 3-11

The New York Metro Chapter of the American Society of Interior Designers presents "New York Interior Design Week '96," a week of seminars, tours, and exhibits. An interior design showcase at the Ansonia Condominium will be featured. Call 1/800-388-4411 for information.

May 8

A workshop entitled "Blurring the Lines" will be presented at the Boston Architectural Center. The event will feature an exhibit of 3D environmental graphics, print graphics, and an interactive kiosk that will all be on display through the end of May. Contact Jodi Singer: 617/497-6605.

May 16-September 13

"Ingenious Solutions—Process and Design in Residential Architecture." Exhibit explores Chicago architects' innovative answers to concerns for security, economy, and context. Jointly sponsored by the Chicago Architecture Foundation and the Chicago Chapter/AIA: 312/670-7770 or fax 312/670-2422.

May 30

"Why Teach Architecture?"

Panel discussion on the place of architecture in elementary- and secondary-school curriculums. New York Chapter/AIA, New York City. Call 212/683-0023.

June 5-9

International Design Conference in Aspen. The 46th conference's theme is "GESTALT: Visions of German Design." Conference chairman is Herbert Schultes, head of design, Siemens AG, Munich. Contact IDCA: 970/925-2257 or fax 970/925-8495.

June 6-September 3

A special exhibition at the Museum of Modern Art in New York will celebrate the occasion of the 90th birthday of Philip Johnson, and his role as a curator and donor to the museum. Contact the Museum of Modern Art, 212/708-9400.

June 24-25

"Green Building Materials '96," a conference for architects, specifiers, builders, and manufacturers, Radisson Hotel, Gainesville, Fla. The program will explore important issues these professionals have concerning the specification and manufacture of so-called "green" building materials. For program information contact Dr. Charles Kibert at 904/392-7502; fax 904/392-9606.

June 28-30

The Construction Specifications Institute's 40th annual convention and exhibit, Denver. A "Roofing warranties, maintenance and lifecycles" symposium will be held in conjunction with the convention. Contact Lisa Derby at 800/689-2900, ext. 772.

Competitions

• The Glenwood Competition. Design for new Village Hall offers four prizes totaling \$22,500. Jury: Ralph Johnson, Milo Thompson, community leaders. Contact Design Competition Services, Inc.: 414/963-0863. Deadline for registration is April 30. ■

Kroin

Kroin Incorporated
180 Fawcett Street
Cambridge, Massachusetts 02138

Telephone 1 800 OK-KROIN
Telefax 617 492-4001

Vitra Form
3500 Blake Street
Denver, Colorado 80205

Telephone 1 800 338-5725
Telefax 303 292-1161


VITRA · FORM

Kroin and Vitra Form, two independent companies dedicated to craftsmanship and progressive design, have introduced a comprehensive series of products, manufactured with the utmost attention to detail and function.

The result of this collaboration is a program of sanitary fittings, glass basins and sinks with integral countertops, available in a variety of colors and finishes for residential and commercial use.

Recognized and distributed worldwide, each design is an understated expression of simplicity and timelessness.

For information circle 100







FABRIC THAT LOOKS THIS GOOD OUGHT TO BE AGAINST THE LAW.

With all the aesthetic appeal of a traditional woven fabric, it's hard to believe Sunbrella Firesist® meets the toughest fire codes. But while some other materials are topically treated with chalky flame-retardant coatings or made out of vinyl, our material is woven from inherently flame-resistant fibers. As a result, you'll find Sunbrella Firesist so appealing you'll want to use it in a multitude of ways from canopies to backlit awnings to decorative panels. And with a wide range of colors and classic stripe designs to choose from, you can.

Rest assured Sunbrella Firesist meets the most stringent codes for awnings like the requirements for UL certification, the National Fire Protection Association and the California Fire Marshal's test. It also comes with a 5-year limited warranty that says it won't crack, peel, harden, mildew or rot. Furthermore, it's highly breathable for excellent energy efficiency. And it comes in 60" widths.

So check the Yellow Pages under "Awnings and Canopies" for the name of an awning manufacturer or dealer near you, or contact Glen Raven Mills, Inc., Glen Raven, North Carolina 27217. And start specifying the one inherently flame-resistant fabric that will satisfy both you and the fire marshal.



Looks Great And It's Legal Too.

®Sunbrella Firesist is a registered trademark of Glen Raven Mills, Inc.
®SEF is a registered trademark of Monsanto Company.

Circle 3 on inquiry card

**The
Meridian
Collection.**

Decorative
Hardware
as Art.



FORMS+SURFACES

800.451.0410 Fax 805.684.8620
Circle No. 4

Editor
Stephen A. Kliment, FAIA

Managing Editor
Carolyn De Witt Koenig

Senior Editors
Charles K. Hoyt, FAIA
Karen D. Stein, (Managing)
James S. Russell, AIA (Managing)
Charles D. Linn, AIA (Managing)

Associate Editors
Joan F. Blatterman
Clifford A. Pearson

Design Director
Anna Egger-Schlesinger

Design Associate
Matthew Dvorozniak

Editorial Production Manager
Janna L. Robinson

Design Consultant
Massimo Vignelli

Architectural Illustrators
Peter M. De Witt
Muriel Cuttrel (Consultant)

Contributing Editors and Consultants

Robert Campbell, FAIA
Kristine Fallon, FAIA
Phillip Kidd, Finance
Robert Murray, Economics
Peter Piven, FAIA
Steven S. Ross, Computers
William J. Stanley, III, AIA
Ivonne Love-Stanley, AIA

Correspondents
Aaron Betsky, Los Angeles, San Francisco

David Cohn, Madrid
Claire Downey, Paris
Beth Dunlop, Miami
Nancy Levinson, New England
Tracy Metz, Amsterdam
Gerald Moorhead, FAIA, Houston
Naomi R. Pollock, AIA, Tokyo
Hugh Aldersey-Williams, London

Group Director, Circulation
Dawn Downes-Cosgrove

Director of Classified Advertising
Gabrielle Boguslawski

Director, Special Projects
Charles T. Pinyan

Director of Production
Alain Sasson

Advertising Production Manager
Vladimir Mladenovic

Vice President, Finance and Planning
Scott August

Business Manager
José Quiñones

Director of Advertising
Laura Viscusi

Publisher
Elaine Shusterman

Inquiries and submissions of work for publication may be sent to the editors listed below who are responsible for the subject areas named:

Karen D. Stein, news, buildings, interiors,
steink@mcgraw-hill.com
Clifford A. Pearson, observations, books
pearsonc@mcgraw-hill.com
Charles K. Hoyt, at large
hoytc@mcgraw-hill.com
James S. Russell, technology, practice
jarussel@mcgraw-hill.com
Joan F. Blatterman, new products
blatterm@mcgraw-hill.com
Charles D. Linn, RECORD LIGHTING
linnc@mcgraw-hill.com

Editorial Offices: 212/512-2594
Editorial Fax: 212/512-4256
E-mail: klimentst@mcgraw-hill.com
Subscriber Service: 800/525-5003 (U. S. Only)
609/426-7070 (Outside the U. S.)
Subscriber Fax: 609/426-7087
E-Mail: mpordersta@mcgraw-hill.com

ARCHITECTURAL RECORD Editorial

RECORD Offers Readers Chance to Earn Continuing-Education Credits

The states of Alabama, Iowa, and Florida now require architects, if they are to keep their licenses, to demonstrate that they have kept up with a fast-growing array of new skills, new technologies, and new information. Tennessee starts in 1997. About a dozen other states have enabling legislation on the books that they can begin to enforce at any time. The American Institute of Architects (AIA), as a condition of continuing membership, demands of its members that they earn a minimum number of continuing-education credits—36 learning units (LUs) over a three-year period ending in 1997, and 36 LUs in each calendar year thereafter.

To support architects in this area of increasing momentum, ARCHITECTURAL RECORD is pleased to announce that beginning with this issue, it's offering readers the opportunity to earn those valuable continuing-education credits through its pages. Henceforth, part of the value of your subscription will be the chance to conduct, through RECORD, a program of self-directed studies for lifelong learning, and to earn credits for your effort.


Here's how it works. The AIA has accorded RECORD the status of Registered Provider of continuing-education credits. This means that the program offered by RECORD meets quality standards established by AIA. Each month single articles, series, or the whole magazine may be suggested as continuing-education material, earning learning units (or their equivalent) depending on the amount of contact time, degree of interaction, and method of testing involved. This month, the entire issue of RECORD, with its focus on the single-family house, is being offered. To earn an AIA credit, read this issue, then simply fill out and mail the self-report form. It contains instructions and is bound into this issue (see table of contents for the location). For state credit, use a form prescribed by your own state. Readers with questions about the AIA's Continuing Education System may call Thomas Lowther at 202/626-7478. Readers with questions about continuing education in their own states should contact their state licensing board.

Only in a few large U.S. cities do architects have easy access to continuing-education resources, such as workshops, seminars, and trade shows. Many architects practicing elsewhere are reluctant to spend a lot of money to travel to those cities. They will now be able update their professional skills and earn credits without leaving their office.


RECORD doesn't intend to stop with the printed page. In time, the magazine plans to provide offerings that earn you higher levels of credit, both through its pages, and via on-line or CD-ROM. Material may be linked to added databases such as bibliographies, case studies, and design reference files. Advertisers will be encouraged to share their expertise through special advertising sections that will earn additional credits.


Knowing that RECORD is now offering continuing-education credits allows you to plan a coherent program for yourself to satisfy state and AIA goals. April is your chance to get started. Next month, look for an important credits-earning article on glazing. And expect added exciting features on design, practice, and building systems in the months ahead. *Stephen A. Kliment*

Your incandescent dinners or fluorescent conferences -
are they big or small ?



Zsu Zsu
suspension luminaire
for direct/indirect lighting,
round 22" or 26" diffuser
in thermoformed sanded
glass with subtle, elliptical
silkscreened pattern,
details in metallic grey




halogen 1x300 watts
or energy saving
compact fluorescent
2x24 watts (small),
2x36 watts (big), 
For more information
or a free, full color catalog
call 800.359.7040

Artemide®

Circle 5 on inquiry card

Boston

Suit Hits Bridge




A proposed 10-lane cable-stay bridge over the Charles River between Charlestown and North Boston, conceived by Swiss engineer Christian Menn, is the subject of two lawsuits that focus on planning, not design, issues. Bechtel/Parsons Brinckerhoff and Wallace, Floyd, Associates are doing the preliminary design, with final design by HNTB. ■

Montreal

New Life For Buckminster Fuller Dome

Buckminster Fuller's U.S. Pavilion for Expo '67 in Montreal, one of the city's most striking landmarks, recently opened its doors to the public for the first time in almost 30 years. The geodesic dome, known as the Biosphere, is now home to an environmental-interpretation center designed by local architects Blouin Faucher Aubertin Brodeur Gauthier with Desnoyers Mercure & Associates. The 40,000-sq.-ft. project includes exhibition space, administrative offices, and a restaurant. The result of a protracted design competition, which involved the controversial disqualification of one well-respected contender, the scheme encloses the existing concrete platforms behind glass. No attempt was made to cover the dome—its original acrylic sheathing was destroyed by a fire in 1977. Although the project, a joint effort of the City of Montreal and Environment.

Canada, has been criticized locally for lacking a strong programmatic focus, the dome structure and its dramatic siting above the St. Lawrence River remain impressive. *Abby Bussel*



New York Metropolitan Region

A Clear-Eyed Look At Region's Blues

Peering into year 2120, the Regional Plan Association (RPA), a Manhattan-based private research group, foresees "a slow and potentially irreversible" decline for the New York region if it continues to rely on short-term solutions to social, political, and economic problems. But the future need not be so grim, argues the RPA, believing that the region's 31 counties in New York, Connecticut, and New Jersey, can reverse the slide. In the just-released "A Region at Risk," its third plan since 1929, the RPA calls for a public-works program, including natural-resource protection, investment in existing urban areas, a regional rail system, and educational reform. Some local business leaders and officials see the RPA's views as too pessimistic, but the group's blueprint, requiring some \$75-billion over 24 years, could add substance to political happy-talk. *A.B.*

New York City

Lilly Reich: Out of Mies's Shadow

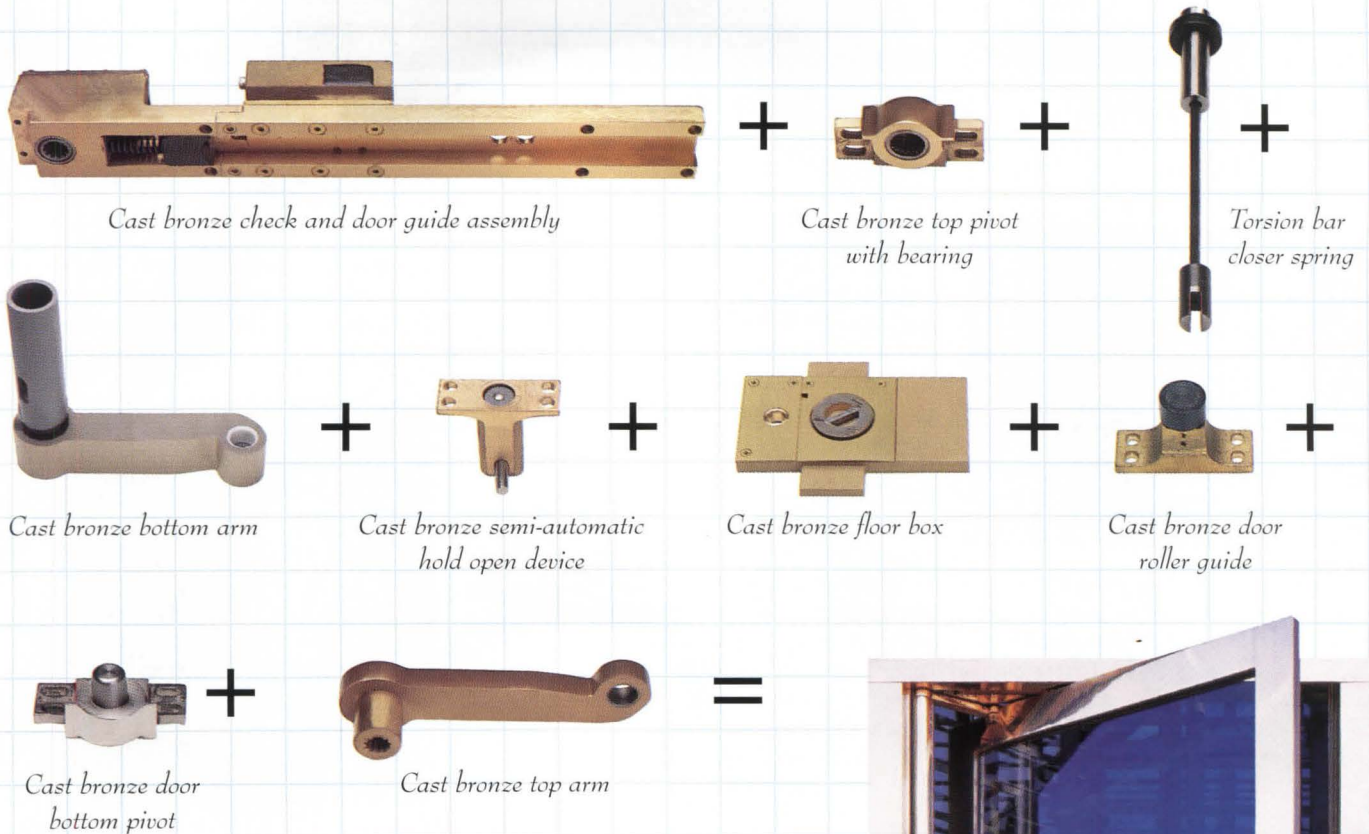


"Lilly Reich: Designer and Architect," at New York City's Museum of Modern Art through May 7, takes another step in the slow process of recognizing the women who made significant contributions to the Modern Movement. The show dwells on Reich's original work as an exhibit designer, where she



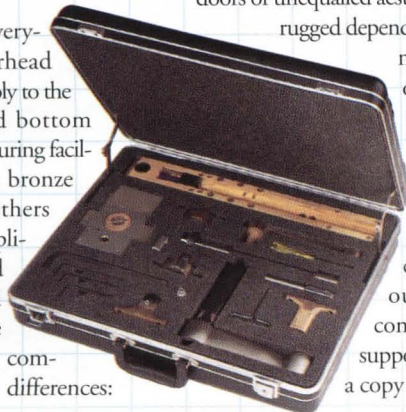
focused on raw materials and industrial processes. While moving Reich from the long shadow of Mies van der Rohe, with whom she collaborated in Germany before he emigrated to the U.S., the show fails to thoroughly examine the main body of her work—ripe for further study. *A.B.*

Ellison's Balanced Door. Greater Than The Sum Of Its Parts.



You can open it with one finger in a heavy wind. It meets ADA requirements without additional hardware, and will operate dependably decade after decade. The construction and finish are meticulous, and the door comes with a no-hassle "bumper to bumper" ten year warranty. It is the unique Ellison Balanced Door, a system of components engineered to produce flawless operation and headache free maintenance.


Ellison makes everything—from the overhead check and guide assembly to the cast bronze top and bottom arms—in one manufacturing facility which includes a bronze casting foundry. Others have attempted to duplicate our hardware, and mimic our old-world craftsmanship. None have succeeded. Fast comparisons show major differences:



.09" thick stainless steel or bronze sheets are welded directly to an interior-tied subframe to form an impressive 2" thick door; our one piece arms are cast from molten bronze and then machined in our own shop; our exclusive concealed overhead check component provides easy routine maintenance.

While the others experiment with a part bought here, a part made there, Ellison continues to design and build doors of unequalled aesthetic appeal and rugged dependability. If you've

never had the opportunity to see or feel the parts that make the whole, let us bring our case to you. Or, call and request our package of complete technical support literature and a copy of our video.



ellison

Ellison Bronze, A Division of Dowcraft Corporation
125 West Main Street / Falconer, New York 14733
716-665-6522 / Fax: 716-665-5552

Circle 6 on inquiry card

Revisiting Anne Frank's House

The back staircase (below left) was used by helpers of Anne Frank and her family. The model shows restored townhouses and a new building with lecture and exhibition spaces.



© Anne Frank House



© Hans Brons photo

The Anne Frank House in Amsterdam, named after the young girl who chronicled her family's experience during the Holocaust in her diary and was later killed, and arguably one of the world's most famous houses, is being restored and expanded. The managing foundation aims to restore as much as possible of the original atmosphere to the long, narrow 17th-century canal-side house, which received 600,000 visitors last year. To be added are public amenities such as a lecture room, a bookshop, a library, a *mediatheque*, and exhibitions about the rise of neo-fascism as well as on Anne Frank and World War II. "Even though space is tight, the museum will remain open during the restoration," says museum director Marie-Jose Rijnders. "We expect to be finished by early 1998."

Anne's parents had come to Holland in the hope of escaping the rise of fascism and discrimination against Jews in Germany. After the Germans overran Holland, they saw themselves forced to go into hiding in July, 1942 in the annex behind Otto Frank's business at number 263 on the Prince's Canal. Anne lived there with her sister, parents, and four others, the entrance to their hideaway hidden from view by a hinged bookcase. They were betrayed and arrested on August 4, 1944. All were deported; Otto Frank was the only one to survive. He published an abridged version of Anne's diary in 1947.

Making a hideaway into a museum

Since the late 1950s, the Anne Frank House has actually consisted of two houses, the orig-

inal number 263 and the neighboring 265 on the Prinsengracht. A first restoration took place in 1958, a second in 1970. Plans for the current makeover, supervised by C.L. Temminck Groll, an expert on restoration of the period, and an expansion, designed by Mels Crowel of the Modernist Amsterdam-based studio Benthem Crowel Architects, were nine years in the making. (Benthem Crowel won an initial competition to design the project. When the program changed, they were commissioned by the museum to do a new scheme.) The version that was finally approved requires demolishing a block of housing for young people on the corner of the Prinsengracht and the neighboring Westermarkt square. It is to be replaced by a new building consisting of the bookshop, coffee shop, and exhibition, lecture, and reception spaces behind glass facades; the top four floors will once again be youth housing, with each apartment having its own operable wooden shutters.

While access to the cramped quarters of the annex will remain limited because of fire codes, those waiting to enter the museum will no longer have to stand on the street since the project adds 6,400 sq. ft of space. Until now, the museum had 1,200 sq. ft at its disposal.

Inter-weaving old and new

"Visitors will enter the museum through the new building on the Prinsengracht and leave around the corner on Westermarkt," says director Rijnders, "having followed a longer and more leisurely route than they do now.

They will also see more; for example, the helpers' stairway that leads to the bookcase and the annex, and Otto Frank's office with period furniture." Collaborating with Temminck Groll, the museum has decided to recreate the atmosphere of the house as it was during the war without actually making a replica of it.

The first historical space visitors enter will be the storeroom on the ground floor, where spices were made. In the annex itself the close, cooped-up atmosphere will be evoked by darkening the windows just as they were during the war. The window in the attic where Anne used to sit and write will stand slightly ajar, affording a view of the chestnut tree she describes in her diary. To ease circulation, Crowel has added a passageway at rooftop level connecting the attic of the annex with the top floor of the main house. All such contemporary additions are of glass, marking the contrast between new and old; the spiral staircases leading down to the exit have glass steps and wood-paneled walls.

The estimated cost of the entire project is \$10 million, divided almost equally between the new and existing buildings. The Anne Frank Foundation itself is providing nearly \$2 million—visitors have been paying a supplement on their entrance tickets for several years—and the national government another \$2 million. The remaining sum of \$6 million has to be raised through donation. Director Steven Spielberg was one of the first to contribute, with a gift of \$250,000. *Tracy Metz*

Thoughts On

BRINGING NATURE INTO A DESIGN


Dirt floors lend a soft "earthy" touch to any room.




Turn a cabinet into a lovely bird cage.



Insist that having glass in window frames is very '80s.



Bales of hay can make delightful end tables.



Investigate the new nature-inspired collections of Formica® brand laminates.



Glue leaves to walls in a festive pastiche.



For samples or additional information, call toll-free 1-800-FORMICA.

Circle 7 on inquiry card

Briefs

New Face for Independence Mall

The Pew Charitable Trusts has commissioned Venturi, Scott Brown & Associates (VSBA) to prepare a conceptual plan for Philadelphia's Independence Mall and a preliminary design for a new Gateway Visitor Center. VSBA will use "as a starting point" a plan developed for the site last year by the National Park Service (NPS) that has been criticized for lacking a comprehensive vision. The Trusts will consider contributing funds to the project based on the ideas to be presented by VSBA this summer. The Trusts expect to work closely with the park service and the city throughout the planning process, which remains preliminary pending completion of NPS's plan for the site.

\$1.5-billion Theme Park

Plans to build a \$1.5-billion theme park in Osaka, Japan, were announced by MCA, Inc., which recently commissioned Rem Koolhaas to design a master plan for its Universal City complex in Los Angeles [RECORD, March 1996, page 11]. The corporation's first venture outside the U.S., Universal Studios Japan will be linked by high-speed water taxi to the Kansai International Airport, Renzo Piano's own version of a fun ride. MCA has not yet named an architect for the project.

Obituaries

- Architect Alejandro de la Sota, an influential Modernist in Post-War Spain, died February 14 at 82. His best-known works are the Maravillas Gymnasium in Madrid (1961) and the Civil Government Building in Tarragona (1957). Many of Spain's well-known Modernists consider themselves direct disciples of his Minimal Rationalism, Juan Navarro Baldeweg among them.

- Esther Kahn, widow of architect Louis I. Kahn, died February 24 in Philadelphia. She was 90. A neuropathologist by training, Kahn is credited with galvanizing the group of architects and historians who helped to place her husband's archives at the University of Pennsylvania. She fought to preserve the architectural integrity of his work and remained accessible to researchers, historians, and students.

- David Gebhard, architectural historian and teacher, died March 3 in Santa Barbara, California. He was 68. Among his books are: *Rudolph Schindler: Architect* and *A Guide to Los Angeles and Southern California*, written with Robert Winter. ■

A Millennial Garden of Earthly Delights

© Michael Dyer

Months after Britain's Millennium Commission chose not to fund Zaha Hadid's competition-winning Cardiff Opera House design, it now has an opportunity to redeem itself. One of the latest proposals presented to the Commission is the Eden Project, an international resource center for eco-education and research in Cornwall by Nicholas Grimshaw & Partners, Anthony Hunt Associates, and Davis Langdon & Everest, among others. A half-mile-long greenhouse, Eden will house four climate-controlled zones

called "biomes" and a visitors' center.

Curving down and around the south side of a defunct clay pit in this economically depressed area, the double-bowstring roof is to be a dynamic feature in the landscape, but a nearly invisible backdrop to the main event inside—a transparent, pneumatic pillow system powered by photovoltaic cells. Given its environmental agenda, ingenuity, and local employment prospects, the project, its matching funds secured, may fare better than the ill-fated Opera House. *A.B.*

Chicago's Historic Architecture Threatened

Thirty Chicago buildings or districts recommended for landmark status were without legal protection through the winter and could, theoretically, have been demolished or altered. Among them are Mies van der Rohe and Louis Sullivan buildings. And there is no guarantee they will survive the next year. In an end-of-session housecleaning, the Chicago City Council secretly discarded those recommended (some from 1980) for designation, which requires Council approval. A court ruling brought the Council's action to light. Mayor Richard Daley intervened and the Council passed a resolution on March 6 restoring the 30 to their former status—with

a catch. The city's preservation ordinance now includes a sunset clause, requiring potential landmarks to be reviewed by the Council's Committee on Preservation within one year. There is, however, no corresponding requirement for the City Council, making it possible for designation to fail by a kind of pocket veto. Compounding the problem, no building or district may be nominated more than once. Alderman Burton Natarus—a preservation opponent whose ward contains 20 of the 30 properties—has vowed to call hearings on each of the 30 that must be considered or discarded, straining preservation organizations. *Cheryl Kent*

“Cherry. Maple. Oak. We've always used these fine woods for cabinetry and moldings. Now thanks to Weather Shield, we can complement that



An innovative spacer bar design allows 7/8-inch TDL with insulated glass.

look in windows and doors, too. Our firm builds unique, hand-crafted log



homes, ranging from \$200,000

Only Weather Shield offers you The Hardwood Series: True Oak™, Cherrywood™ and Maple interiors.

to \$1 million. Our clients don't want

something straight out of a catalog - they expect something different. That's where Weather Shield's *Hardwood Series* is a per-



fect fit. One of our homes

Value R10 has three panes of glass, two Low E surfaces, plus Argon & Krypton gas in both airspaces. (Not available in TDL.)

had cherry

Randy Nicholson & Doug Kindsfater, Elk Ridge Design-Builders, Fort Collins, Colorado

cabinets in the



Why

kitchen and bath. So we used Cherrywood™ doors, with 7/8-inch True Divided Lites, to carry the feel throughout the house. Now Weather Shield's offering

Maple - which is a great idea for our clients who are looking for something unique. But perhaps the real beauty of Weather Shield is their flexibility to create custom shapes, high-performance and a wide



range of Flexicolor exteriors. It makes Weather Shield and the *Hardwood Series* an easy choice.

and the *Hardwood Series* an easy choice.

For the name of the dealer nearest you call 1-800-477-6808 ext. 875 . Or log on at www.WeatherShield.com.

”

W
i
n
d
o
w
s

All Weather Protection - Always!

&
D
o
o
r
s

Make the switch to **Weather Shield.**

Circle 8 on inquiry card

Redwood




Architect: Marshall Lewis

Natural beauty, durability and stability. There's a redwood grade for every application. Send for Redwood Architectural Guide.

 CALIFORNIA REDWOOD ASSOCIATION 405 Enfrente Drive, Suite 200 • Novato, CA 94949 • (415) 382-0662
Arcata Redwood Company • Britt Lumber Company • Georgia-Pacific Corporation • The Pacific Lumber Company • Schmidbauer Lumber Company • Simpson Timber Company

Circle 9 on inquiry card


THE LEADING EDGE



SABER



IN BOLD STROKES



GLIDER


VISA LIGHTING

An Oldenburg Group Company


INNOVATION

PERFORMANCE

QUALITY



CAN BE DEFINED



FLIGHT

See Visa's fourteen fresh new products with many more to come. If you're ready for bold new designs with exceptional performance, see the leader... Visa Lighting.

VISA LIGHTING CORPORATION • 8600 W. BRADLEY RD. MILWAUKEE, WI 53224 • 800/788-VISA • FAX 414/354-7436

Circle 10 on inquiry card

Petersen Aluminum Corporation

1005 Tonne Road • Elk Grove Village, IL 60007
1-800-PAC-CLAD • FAX: 1-800-722-7150 or
1-847-722-7150


Other Plant Locations:
Annapolis Junction, MD: 1-800-344-1400
Tyler, TX: 1-800-441-8661

PAC-CLAD® Flush Panels for soffit & fascia applications

PAC-CLAD Flush Panels have been designed for wall, fascia and soffit applications where a flush or flat appearance is desired. Our Flush Panels are formed on precision roll-forming equipment that includes in-line Herr Voss corrective levelers. Corrective leveling works to remove typical metal conditions including "oil-canning", coil set and edge wave. The result is a panel that exhibits **superior flatness**. A rounded interlock leg acts to improve the flush appearance while adding torsional strength.

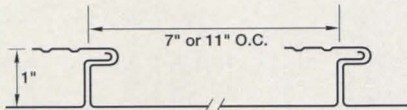
The Capitol City Airport in Lansing, Michigan, designed by Greiner Inc., included more than 50,000 square feet of PAC-CLAD Flush Panels installed as soffit. The Rubenzer residence designed by Bruce Lehrer, Architect, is an example of our panel used in a wall panel application.

For more information regarding the wide variety of PAC-CLAD Flush Panels, please contact Petersen Aluminum Corporation, **1-800-PAC-CLAD**.



Flush Panel

7" or 11" O.C. .032 aluminum
1" high 22 gauge steel
 24 gauge steel



Features

- Herr-Voss corrective leveled
- Rounded interlock leg provides improved flush fit
- 1-1/2" reveal profile available
- Available with up to 3 stiffener beads
- PAC-CLAD finish
- 20-year non-prorated finish warranty
- 25 standard colors (24 ga. steel)
- NEW** • 10 standard colors (22 ga. steel)
- 16 standard colors (.032 aluminum)



*The Capital City Airport
Lansing, MI
Architect: Greiner, Inc.
Roofing Contractor: Metal Building
Specialties
Color: Sandstone
Profile: Flush Panel*

*Rubenzer Residence
Prior Lake, MN
Architect: Bruce Lehrer Architect
Roofing Contractor: D.H. Nygren/
Specialty Systems
Color: Stone White.
Profile: Flush Panel*

A Tale of Two Cities: Lessons from Two Coasts

Parallel Utopias: The Quest for Community, The Sea Ranch, California; Seaside, Florida, by Richard Sexton. San Francisco: Chronicle, 1995, 168 pages, \$50.

Reviewed by Peter Katz


At first glance, *Parallel Utopias* looks as if it might be yet another style book, like the many glossy volumes that try to encapsulate the look of places from Ireland to India. But after reading it, one realizes this book is a much more ambitious effort. It compares two communities—Sea Ranch, California, and Seaside, Florida—that have become touchstones for new-town planning in two different eras. In so doing, author and photographer Richard Sexton wants us to understand each place as more than just a collection of houses.

The lavish photographs make a compelling visual argument for both places as ideal communities. But after reading Sexton's three essays and those of sociologist Ray Oldenburg and architect William Turnbull, I'm left wondering whether both, or just one of the places in *Parallel Utopias* has succeeded in its "quest for community," the challenge grandly posed in the book's subtitle.

As a resident of San Francisco, I've grown accustomed to hearing criticism that Sea Ranch "isn't what it used to be." Invariably the gripe is about overbuilding. During a recent visit, I was relieved to see that Sea Ranch, which was masterplanned by landscape architect Lawrence Halprin in the 1960s, looked better than these comments would have suggested. But I was struck by a criticism noted in *Parallel Utopias*—that Sea Ranch is dependent on the automobile. Says Sexton of Sea Ranch, "distances are great and all practical errands require a car." As a result, the development did not convey much of an outward sense of community.

Another problem with Sea Ranch relates to the expectations of those who have purchased homes in the development. Sea Ranch was marketed as a place where one can live surrounded by nature. Yet with the passage of time, residents are increasingly surrounded

Peter Katz is the author of The New Urbanism: Toward an Architecture of Community.




Like most houses at Sea Ranch, the Teel House (below), designed by Jeffrey Teel, tries to nestle into the landscape, while Little Sand Pine Lodge in Seaside (bottom), by Richard Gibbs and Randy Harelson, addresses the public realm of the street.

by other nearby homes. The sense of privacy that was promised to the first buyers is diminished with each new home that is built. This seems an inevitable consequence of a design ideology that can only work at unit densities far lower than those of Sea Ranch.

Seaside, started some 20 years later, follows a different design ethos. Patterned after traditional small towns, Seaside's buildings assert themselves by shaping the public space of the streets and squares they face. Seaside is a place that seems to improve as it reaches full build-out. The few unbuilt lots that remain between homes read like missing teeth—gaps in the urban fabric. That is one reason why the town requires construction of a home to start within two years of the sale of a lot. Beyond its "look," Seaside seems to function like a real small town (albeit an upscale one), with everything reachable on foot.

Much has been written over the years about both Sea Ranch and Seaside: the philosophies that shaped them, the affluence of their residents, and the difficulty of applying the lessons of such second-home communities to year-round ones. *Parallel Utopias* captures much of that discussion. As such, the book is a welcome addition to the larger debate about community design now taking place.

But it's hard to reach a conclusion regarding the value of these projects as models for



emulation based solely on what Sexton provides us. The Sea Ranch, for all of its beauty, fails in my estimation as a true community because of the ideas about planning and architecture that prevailed when it was started. Seaside, on the other hand, is the product of an era that is just now coming to appreciate the connection between physical design and the making of true community. ■

Out-of-Body Experience

Flesh and Stone: The Body and the City in Western Civilization, by Richard Sennett. New York: Norton, 1994, 431 pages, \$27.

Reviewed by Andrew Anker

In *Flesh and Stone*, Richard Sennett traces the development of the Western city from Periclean Athens to contemporary New York, making stops along the way in Hadrian's Rome, early-Christian Rome, medieval Paris, Renaissance Venice, Revolutionary Paris, and E.M. Forster's London. The journey is long, but Sennett does not attempt a sweeping history of the city; rather, he follows a single, continuous thread of urban life—the human body and its relationship to urban space. He finds that the thread changes over time, but never breaks.

Sennett's decision to use the body as the focus of his discussion is a way of making us see those groups that the dominant culture tends to render invisible. For Sennett, the body is an obvious locus of investigation because it is there that differences of gender, age, and race are most clearly recognizable. Western society's repeated attempts to repress or ignore the body, often in favor of a one-size-fits-all rationality, can be seen in this light as a desire to repress difference.

In a chapter entitled "Fear of Touching," Sennett explains that the Jewish ghetto in Renaissance Venice was not simply an attempt to suppress alien religious beliefs. More importantly, Venetian authorities created the Ghetto Nuovo to isolate the non-Christian body. Fear of the outsider's or the "Other's" body found physical form in the Ghetto which, located on its own island and surrounded by a perimeter of buildings, could readily be cut off from the rest of the city.

As with other buildings and spaces Sennett discusses in *Flesh and Stone*, one can certainly interpret the Venetian Ghetto from perspectives other than that of the body. But the book offers an insightful, alternative reading of the city, one that achieves its force through Sennett's uncovering of bodily traces throughout culture. In Venice, for instance,

Andrew Anker is the Fay Jones professor of architecture at the University of Arkansas.

he relates the creation of the Ghetto to a generalized repression of the body stemming from the city's devastating military defeat at Agnadello in 1509. Blaming the loss on their citizens' sexual decadence, the Venetian Senate voted to limit displays of sensuality by regulating jewelry and clothing. But if the rest of Europe viewed Venice as a Babylon by the lagoon, Venetians saw the source of the decadence in a Jewish community about which tales of promiscuity circulated freely. Sennett explains, "The Venetian attack against the Jews intertwined with this revulsion against bodily sensuality." The Ghetto was the constructed means of preventing that sensuality from "infecting" the Christian population.

While Sennett's reading of the Venetian Ghetto tells a story of one people's repression of another, *Flesh and Stone's* greatest strength is in reminding us that our culture's tendency to ignore the body hurts us all. In medieval Paris, Sennett locates the beginnings of "the duality which marks the modern city" in the conflict between a desire for individual freedom in the economic realm and a craving for religious community. Here again the body figures prominently, for it is through compassion for the bodies of others, for their pain and struggles, that people create community. Cut off from bodily sensations, focused only on our own comfort, on our own freedom of movement, we are reduced to passive spectators of the urban scene. For Sennett, it is a position in which we remain isolated individuals, cut off from our fellows.

But Sennett does not see our isolation as inescapable, and *Flesh and Stone* is, in the end, guardedly optimistic about regaining a sense of urban community. For while the body is often the focus of repression, it's also the site of resistance—Athenian women retreated to ritual spaces to celebrate their bodies' power, and Venetian Jews retreated to the Ghetto where they were free to study and pray. In the final chapter, Sennett looks at multi-cultural New York and finds that difference does not preclude indifference. For in order to feel compassion, to experience community, it is not enough to be in the presence of others. We must first recognize our own incompleteness, an incompleteness that Sennett finds located in the body.

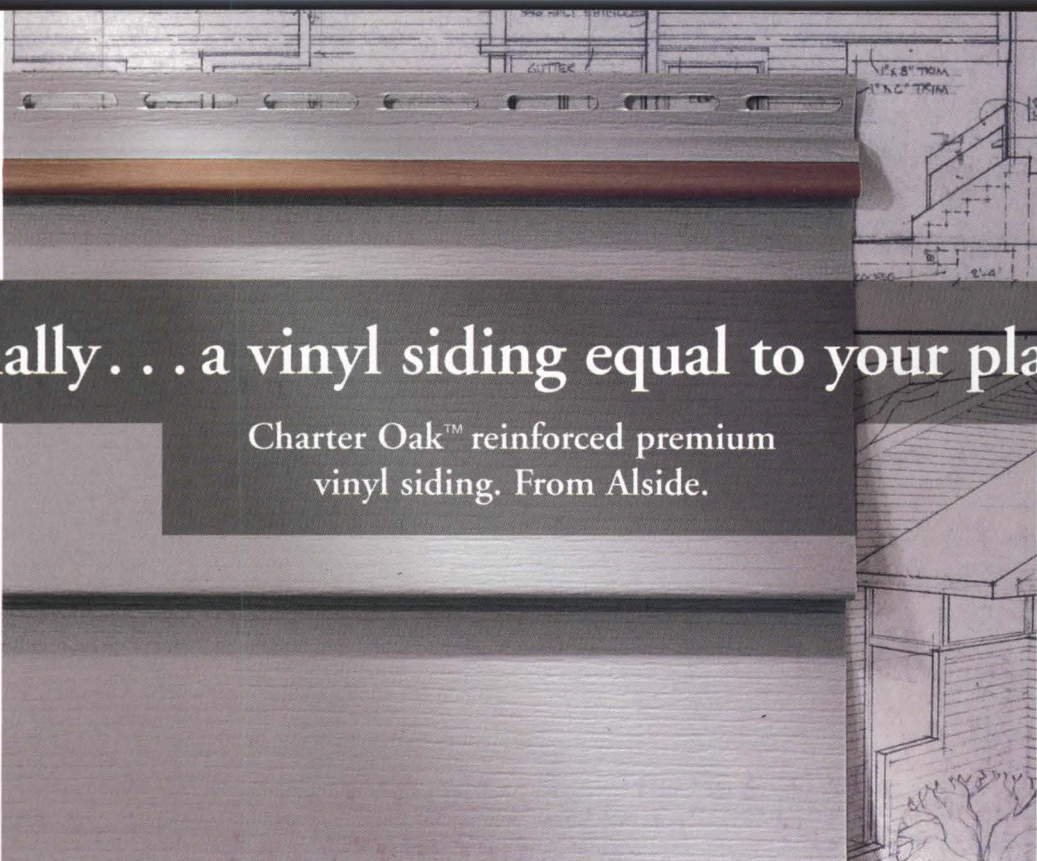
Briefly Noted

John M. Johansen: A Life in the Continuum of Modern Architecture, by John M. Johansen. Rockport, Mass.: Rockport, 1996, 172 pages, \$40 (paper). Like his Mummies Theater in Oklahoma City—with its boldly colored, angled bridges—this book on Johansen's life and work is most impressive when it is making connections. Inspired by sources as diverse as Marshall McLuhan, Classicism, and soap bubbles, Johansen has spent 50 years designing surprising buildings and wondering how things like ecology, density, and magnetic levitation might affect architecture. The book is part monograph on his work and part rambling discourse on the subjects that interest him. A gracious introduction by Richard Rogers and an analytic essay by Lebbeus Woods round out the book's offerings. *C.A.P.*

Views of Rome, by Steven Brooke. New York: Rizzoli, 1995, 224 pages, \$60. In the tradition of 17th- and 18th-Century view painters, or *vedutisti*, American photographer Brooke has recorded his impressions of the Eternal City. His cool but romantic black-and-white photographs are accompanied by the same (or at least similar) views as captured by Piranesi 200 years earlier. The book also includes photographs of modern Rome and three scholarly essays.

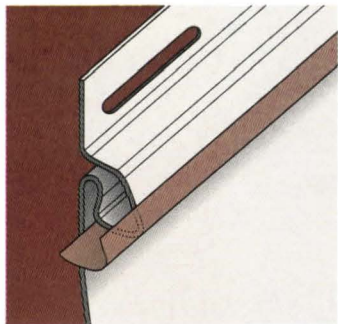
Designing with Nature: The Ecological Basis for Architectural Design, by Ken Yeang. New York: McGraw-Hill, 1995, 256 pages, \$35. Ken Yeang, the Malaysian architect who has earned an international reputation designing highrise buildings that respond to the tropical environment, began this book while earning a doctorate at Cambridge University in the 1970s. The book lays the theoretical foundation for a green architecture, which Yeang has been practicing as well as preaching for more than two decades. Mostly text, the book could have benefited from more photographs and illustrations.

The Architect's Studio Companion: Rules of Thumb for Preliminary Design, Second Edition, by Edward Allen and Joseph Iano. New York: Wiley, 1995, 496 pages, \$55. A "desktop technical advisor," this book is a useful resource on structural, mechanical, electrical, egress, and other building systems.



Finally... a vinyl siding equal to your plans.

Charter Oak™ reinforced premium vinyl siding. From Alside.




Superior, one-piece reinforcement.

Truly professional results. Charter Oak's patent-pending TriBeam™ panel reinforcement system *provides the most rigidity* of any vinyl siding on the market. (Independent tests prove it.) So your clients get the easy-care convenience of vinyl with the crisp, straight appearance you envisioned.

Simple installations. The TriBeam system uses an advanced one-piece design, so *it goes up fast and easy*. No special tools, no special techniques. Just cut and nail. Plus Charter Oak's superior rigidity makes it almost self-aligning, providing maximum assurance of a quality installation.

Maximum beauty. An outstanding, natural oak grain texture in 12 low-gloss colors. Classic profiles. Add coordinated trim details with Alside's extensive exterior design products.



Charter Oak leaves its rivals sagging.

Alside
First On America's Homes®

PO Box 2010, Akron, Ohio 44309
1-800-922-6009

Circle 12 on inquiry card

Alside is a registered trademark. ©Alside, 1996



Charter Oak™
REINFORCED PREMIUM VINYL SIDING

Superior rigidity. Outstanding results.

The utmost in convenience.

For more information, call our FastBack™ telereponse service at 1-800-922-6009. We'll rush you literature and give you the location of your nearest Alside distributor.



The F-14 Tomcat
From \$29,895,000

Two ways to go very, very

Okay. Maybe you don't need Mach 2 speed all the time. But now that Océ has broken the price barrier to high-speed plotting, you can have it when the pressure's on.

During your peak workload periods, the nimble Océ 9400 will fly through up to 200 plots in an hour, including E-size formats. That means no more bottlenecks, hold

fast for under \$30 million.



The new Océ 9400 Plotter
From \$19,995

send-outs. And the print quality? Virtually identical to
at of plotters at twice the price.

So keep your millions in the bank, and add the Océ

9400 to your network. For the whole story,
call Océ very, very soon at **1-800-714-4427**.



Smart solutions in copying, printing and plotting.

Circle 13 on inquiry card

Versatility in Form and Function

Dave McClain Athletic Facility, University of Wisconsin, Madison, WI

Architects: Bowen, Williamson, Zimmerman Madison, WI

Roofer: Kilgust Mechanical, Inc. Madison, WI



Ukrainian Catholic National Shrine Washington, D.C.

Architects: Duane, Elliott, Cahill, Mullino & Mullino Washington, D.C.

Roofing Redesign: Seals Engineering Alexandria, VA

Roofer: James R. Walls Constr. Co. Clinton, MD




TCS® — Ageless beauty wherever it goes

Architects continue to use the versatility of TCS — terne-coated stainless steel — to create a myriad of designs which use this long-lasting architectural metal to serve the functions of roofing and vertical wall forms. Its finest testimony is the roster of distinguished architects who continue to specify TCS for both residential and non-residential projects.

In addition, TCS promises a life span which can be measured in generations rather than years. It weathers to a uniform, attractive, warm gray and is highly resistant to severe corrosive attack.

We offer TCS for your consideration and will be happy to send you additional information.



MADE IN U.S.A.
and available



in the UK and in Europe
through
FOLLANSBEE UK, Ltd.
44-81-367-6463
and
BRODERICK STRUCTURES
44-483-750-207



in the Pacific Rim
through
SUMITOMO
(03) 3237-4134

TCS®... beauty by mother nature

 **FOLLANSBEE®**

FOLLANSBEE STEEL • FOLLANSBEE, WV 26037

Call us toll-free 1-800-624-6906

Circle 14 on inquiry card


Before we introduced our
new **Hi-Impact**TM wallboard,
we ran it by an expert.



When it comes to impact resistant walls, our new Hi-Impact wallboard can really take it. It's a versatile alternative to concrete block used in schools, public housing and healthcare facilities. Hi-Impact is less labor intensive to install and accommodates more decorating options than other wall systems. Backed with Lexan[®] film, it's available in three degrees of impact resistance to fit your needs.

For a reliable, affordable alternative, you can't beat Gold Bond[®] **Hi-Impact** Fire-Shield[®] wallboard.

National Gypsum Company
2001 Rexford Rd., Charlotte, NC 28211
For technical information, call us at
1-800-NATIONAL or FAX us at
1-800-FAX-NGC1 or visit our
internet home page at
<http://www.national-gypsum.com>



Gold Bond[®] Fire-Shield[®] gypsum wallboard backed with Lexan[®] polycarbonate film*

Lexan[®] polycarbonate film

20 gauge steel framing

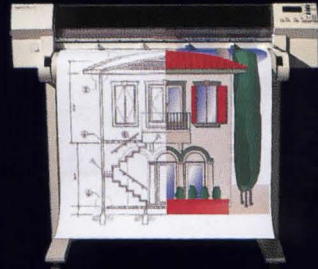
*Lexan is a registered trademark of General Electric Company.

National 
Gypsum
COMPANY

GOLD BOND[®] BUILDING PRODUCTS

Circle 15 on inquiry card

What did your plotter keep you from today?



The HP DesignJet 750C color inkjet plotter

Don't let a plotter slow you down. At about 4 minutes per D-size page, the HP DesignJet 750C lets you plot quickly, and move on. Productivity-enhancing features offer seamless support for an entire network of users. True 600-dpi monochrome and brilliant colors bring you the print quality you expect from HP. And it's all available at a starting price of just \$6,495*, which includes a one year on-site warranty. For more information or the name of your local HP demo dealer, call 1-800-851-1170, Ext. 9908¹.

*U.S. list prices. E-size (shown) lists at \$7,495. Plot designed by Miriello Grafico, Inc. In Canada, call 1-800-387-3867 Ext. 9456. Contact us on the World Wide Web at <http://www.hp.com/info/9908>. ©1995 Hewlett-Packard Company PE12575



Circle 16 on inquiry card



Kolbe & Kolbe windows cross the finish line with flying colors.

Looking for a color finish that's low-maintenance, able to coat the most intricate of custom profiles and, say, your favorite shade of green?

No problem. Kolbe & Kolbe is your source for K-Kron. This high performance finish endures the elements to protect your Kolbe & Kolbe wood windows and doors and keep them beautiful for a long, long time.


Years of research have gone into creating a wood coating that resists chipping, peeling, flaking and fading. Kolbe & Kolbe has over a decade of confidence in our K-Kron finish. Our customers do too. Builders and architects like K-Kron because it's ideal for custom millwork projects and it preserves historical authenticity. And saves the time of hand applying ordinary house paint that cracks with age.

Getting this exceptional look in your choice of popular colors can only be achieved through our three-step factory finishing process. Step one preserves the wood. Step two, Polyurea® Primer, coats it for adhesion and toughness. Step three applies the chalk and fade resistant topcoat. Results: a durable finish, yet flexible enough to move with the natural expansion of wood.

Build with Kolbe & Kolbe and K-Kron. We take the best window to the finish line. Call us today for your free catalog and K-Kron color chart at 1-800-955-8177.



Our trained specialists use spraying techniques that ensure a consistent finish on your products using the most environmentally sound equipment. Minimum film thickness is 3.5 mils. That's thicker than most metal clad products.



These three year old natural weathering test panels show our high performance finish (top) has far better adhesion and integrity than ordinary conventional paints (bottom).




Kolbe & Kolbe Millwork Co., Inc.

1323 S. Eleventh Avenue
Wausau, WI 54401
(715) 842-5666

Circle 17 on inquiry card

Celadon
MADE IN USA



Celadon

CERAMIC SLATE™

An investment, not just a purchase.
A statement, not just a roof.



If you've been looking for a roofing product that can create an elegant and lasting impression wherever it's used, look no further. You've discovered Celadon™ Ceramic Slate™, an extraordinary product that combines the beauty of natural slate with the strength and durability of ceramic tile. A product with the appearance and texture of natural slate—at a more affordable cost.

Celadon Ceramic Slate is impervious to the effects of freeze-thaw cycles, fire, moisture and efflorescence. Its color is permanently fired in to never flake or fade. And it's backed with a remarkable 60-year limited, transferable warranty including First Fifteen™ Protection*.

Choose from 5 rich, natural colors—Brunswick Black, Plumstone, Slate Gray,

Montpelier Green and Slate Red—all designed to be used alone or in classic combinations. In fact, the ability to blend colors with Celadon Ceramic Slate allows you to create a roof that's quite possibly one of a kind.

If, in the past, you've been reluctant to specify slate because natural was too expensive and synthetic too inferior, Ceramic Slate is the product to meet your needs.

For more information on Celadon Ceramic Slate, please call 1-800-699-9988 or visit us at our web site on the Internet at www.certainteed.com.

©1996 Celadon
*See warranty for specific details and limitations.

Celadon
CERAMIC SLATE™

Circle 18 on inquiry card

This is what the experts are saying about AutoCAD Release 13. Curiously enough the experts are also your competition.



We're very impressed with R13's 2D and 3D design, drafting, and detailing capabilities, as well as versatile dimensioning features. R13 works efficiently at twice the speed (on Windows NT™) than R12. 3D rendering is much faster on R13 than before. A sum total of this and many other enhancements are making our lives a lot easier.

—Mike Mulvey, Kornberg Associates (16-person AEC firm)

NT truly unleashes the total power of R13. It is doing everything they said it would. It gives architects the ability to sculpt out form and to create things and add pieces to designs as needed. Intuitively designing on a computer is a new thing to this industry. Any form you can imagine, you can create. And you don't have to be a computer nerd to do it.

—Jory Walker, MHTN Architects, Inc. (90-person commercial architecture firm)

How I sold it into management was to concentrate on the great features R13 brought us. By doubling my platform performance with a Pentium®, our reward would be an increase in productivity, an increase of speed. A better quality of work with better features. R13 actually helped me to sell the cost of the platform upgrade to management."

—Tim Gess, Rockwell International (2500-person plant & machine layout & manufacturing firm)

I can open up 3 or 4 different drawings at once and toggle between them. This is a big time saver because I constantly need to be referring to previous drawings to complete the project. There is absolutely no learning curve on AutoCAD R13 on Windows 95.® It tells you what everything is."

—Steve Robertson, GAA Architects (7-person architectural firm)

"The majority of our users are self-training on Release 13 through the use of the graphical user interface which gives them the opportunity to get as much or as little help as they require to accomplish certain tasks."

—Doug Skinner, Engberg-Anderson (36-person planning, architecture & design firm)



These are just a few of the hundreds of thousands of users working
on AutoCAD® R13 to get the job done. Beware.



FOR A FREE "GUIDE TO UPGRADING" AND A DEMO CD,
CALL US AT 1-800-964-6432 AND ASK FOR DEMOPAK R747.



Don't miss Autodesk Expo '96, June 17-20, Anaheim, CA. Call the number above for a FREE ticket.

For the name of your nearest Autodesk Systems Center or Autodesk Training Center, call 1-800-964-6432. Outside the U.S. and Canada, fax us at 1-415-507-6142. © Copyright 1996 Autodesk, Inc. Autodesk, the Autodesk logo and AutoCAD are registered trademarks of Autodesk, Inc. in the U.S. and other countries. All other brand, company or product names or trademarks belong to their respective holders.

And here's even more support for AutoCAD Release 13.

The Autodesk® Systems Centers. People who will minimize the downtime of migrating to R13 by providing top notch technical support. Especially since we've instituted a program with our dealers that certifies them in specific markets, like architecture and engineering, for example. This certification isn't just your guarantee that they know the ins and outs of every Autodesk solution for your market, but third-party applications as well. And since their knowledge is specific to your profession, they can offer you the kind of in-depth knowledge, training and support to minimize your learning curve. In other words, people who can really speak your language and who are there to help you. Where? You'll find the Autodesk Systems Centers (ASC) listed below.



AEC

Alabama CAD/CAM
Birmingham, AL
CADsoft Consulting, L.L.C.
Tucson, AZ
Design Automation Systems
Phoenix, AZ
ESS_connect
Tempe, AZ
A/E/C Technologies
San Rafael, CA
Central Visual
Information Systems
Fresno, CA
KETIV Technologies
of California
Fullerton, CA
MicroCAD Solutions, Inc.
San Diego, CA
CAD-1
Denver, CO
CAD-PRO Systems Integration
Englewood, CO
Engineering Software Services
Altamonte Springs, FL
Digital Drafting Systems
Coral Gables, FL
Digital Systems Management
Lakeland, FL
CAD Systems Inc.
Atlanta, GA
Universal Data Consultants
Norcross, GA
IVOCAD Systems
Boise, ID
CADD Concepts Corp.
Lenexa, KS
Computer Services
Wichita, KS
Designer's CADD Company
Cambridge, MA
Micro Computer Company
Rockville, MD
Premier Design Systems
Owings Mills, MD

Computerized
Facility Integration
Southfield, MI
Chicago, IL
CAD/CAM
Engineering Systems, Inc.
Bloomington, MN
Digital Resource
Bloomington, MN
Milwaukee, WI
CADLAB
St. Louis, MO
Mid-West CAD Inc.
Lee's Summit, MO
CAD Plus
Morrisville, NC
Piedmont Technology Group
Charlotte, NC
The Computersmith
Hudson, NH
Configured Systems
E. Brunswick, NJ
Varitronics Systems
Bound Brook, NJ
Data Handling Company
Albuquerque, NM
Holman's of Nevada
Las Vegas, NV
Eberhard Group
Hauppauge, NY
Graphics Solution Providers
LaGrangeville, NY
Microsol Resources Corp.
New York, NY
AE Micro
Cincinnati, OH
Automated Tech Tools
Macedonia, OH
KETIV Technologies
Portland, OR
Bolder Design
Prospect Park, PA
CAD Concepts
Kulpville, PA
CAD Research
Pittsburgh, PA
Precision Concepts
Nashville, TN

Design Automation
Systems, Inc.
Houston, TX
Digital Graphic Systems
Houston, TX
CADworks, Inc.
Irving, TX
The D.C. CADD Company
San Antonio, TX
Prosoft
Orem, UT
CADD Microsystems
Alexandria, VA
Engineering Design Systems
Roanoke, VA
Cadassist, Inc.
Virginia Beach, VA
PacifiCAD
Spokane, WA
Robert McNeel
& Associates
Seattle, WA
MasterGraphics
Appleton, WI
Madison, WI
Milwaukee, WI
Central Graphics Ltd.
Winnipeg, MB
Microtek NFLD Inc.
St. John's, NF
Carbotek Computing Inc.
Guelph, ON
CADCORP, Inc.
Markham, ON
Cad Resource Centre
Scarborough, ON
IRISCO du Quebec Inc.
Charlesbourg, PQ
MKS Compu-Group Inc.
Laval, PQ



PLANT DESIGN

Professional CAD Services
Birmingham, AL
Saraland, AL
Datec, Inc.
Gretna, LA

The Computersmith
Hudson, NH
Comprehensive
Business Solutions
Cranford, NJ
Personal Computers Inc.
Buffalo, NY
ECAD
Houston, TX
Richardson, TX
Intermountain
Design Automation
Salt Lake City, UT
Autodraft Inc.
Calgary, AB
Micro Cadd
Technologies
Calgary, AB
CADCORP Inc.
Markham, ON



FACILITIES MANAGEMENT

CADapult Ltd.
Wilmington, DE
Micro
Computer Company
Rockville, MD
Computerized
Facility Integration
Southfield, MI
Chicago, IL
Robotech
Fair Lawn, NJ
Visser Software Services
New York, NY
Microdec
Computer Center
Fairfax, VA
Systems Resources Inc.
Calgary, AB
CADCORP Inc.
Markham, ON
Cad Resource Centre
Scarborough, ON
MKS Compu-Group Inc.
Laval, PQ

FOR A FREE "GUIDE TO UPGRADING" AND A DEMO CD,
CALL US AT 1-800-964-6432 AND ASK FOR DEMOPAK R747.

 Autodesk.

Indicators

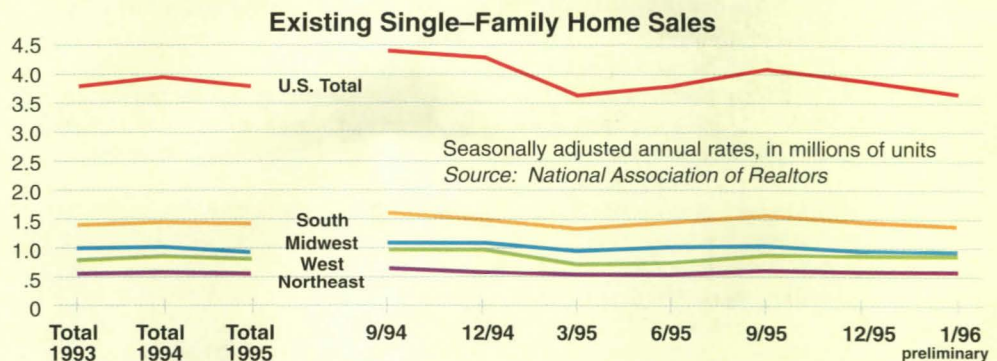
Home building holds steady

With new housing starts remaining close to a 1.5-million-unit annual rate in the last few months, home builders are finding consistently high demand, if little new growth. The Federal Reserve may continue to push interest rates downward, but there might not be enough unmet demand to spur much higher starts. New multi-family units remain near a historically low percentage, but the imminent end of the apartment glut will begin to boost activity, helped by an aging population and the trend to smaller household size. ■



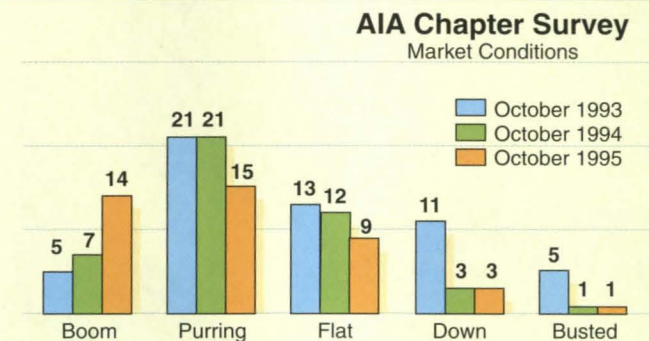
Resales dip on economic anxiety

The National Association of Realtors expects a healthy rate of housing resales in 1996, and blames recent dips on economic anxiety brought on by federal budget gridlock and unusually bad winter weather in much of the country. Even with recent weakness, sales rates were higher than January 1995 in all regions except the Northeast, which was flat. The West registered the most impressive gain—9.3 percent—after years of weakness. January interest rates remained favorable: 7.03 percent versus 9.15 in 1995. ■



What a difference a year makes

An impressive 14 areas reported a booming job market in Boston Society of Architects' annual survey of AIA chapters. That's twice as many as last year. "Send resumes!" urges South Carolina AIA. Two years ago, 16 areas reported conditions as "down" or "busted." Only four found themselves in these categories this year, with only Santa Barbara, Calif., calling itself "busted." Oklahoma has boomed for three years running; other hot areas on last year's and this year's list include Arizona, Utah, and Mississippi. ■



Source: Boston Society of Architects

Hottest Markets:

- South Carolina
- Arizona
- Southwestern Pa.
- Washington, D.C.
- Middle Tennessee
- Colorado
- Mississippi
- Georgia
- Utah
- Iowa
- Oklahoma City
- Montana
- Nebraska

The Profession This Month

- The Electronic Hearth 38**
- Innovative Kitchens and Baths 45**
- Software Reviews 59**
- Product Briefs 62**

Short Takes

- 50,000 new Hilton rooms:** With rising room occupancy, hotel chains are building again. The Hilton Hotels Corporation expects its room inventory to increase 54 percent globally by 2000. "The mid-scale category is the fastest growing," says Hilton.
- Empowering inner cities:** The Empowerment Zone and Enterprise Community initiatives, administered on the federal level by HUD, are spurring inner-city investment through tax credits and other means. Infor-

mation is now available on the World Wide Web: <http://www.ezec.gov>.

- Record office-furniture shipments:** Surprising commercial-office experts, office-furniture shipments were up 7.4 percent and reached record levels in 1995. According to a survey by Kennedy Research, dealers, designers, and facilities managers expect flat or slightly dipping shipments this year.
- PM Salaries:** Median earnings for project managers in construction ranged between \$73,000 and \$80,000, according to the Project Management Institute (610/734-3330). ■

Charts by Leonor Glynn

A Warm Welcome for the Electronic Hearth

By Michael J. Crosbie

They're in virtually every up-scale residence, they're not going to go away, and, if anything, they are getting bigger and more complicated by the minute. While not the seismic force that indoor plumbing and electricity were, the continuing elaboration of television, VCRs, and stereo systems is affecting the design of American houses.

What's more intimidating is the breakneck speed with which audio/visual technology is changing. Even if you devote a good share of your professional life to following home-electronics trends, it's impossible to keep up with new components and improved performance, not to mention the newest integrated total-home systems that permit clients to control lighting, interior climate, and security at the touch of a keypad. "The technology of

A former editor at Progressive Architecture, Michael J. Crosbie is an architect with Steven Winter Associates, a building systems research and consulting firm in Norwalk, Ct.

Reconciling dual "hearths":
Mounted on wheels (below left), a media unit designed by architect Mark Stumer swivels into viewing position when needed (right and below right).

the equipment you're designing for is usually obsolete as soon as the design concept gels," says Mark Sexton of Krueck & Sexton Architects in Chicago. The best approach is to hold open the design of the media center—where equipment is fabric-shrouded or set within cabinetry—or "home theater" (typically a separate "media" room) for as long as possible, designing-in enough flexibility to accommodate components the dimensions of which are subject to change.

Getting help

With these unknowns, how is the architect to wrestle the technology into a form that doesn't overpower or compromise the architecture? Luckily, an entirely new class of consultants has emerged from the jet-stream of audio-visual advancement. Electronics consultants have for years helped clients pick

just the right sub-woofer. But recently their role has expanded. Now they integrate entertainment components with other electronics; find appropriate locations for equipment; determine the controls, electrical-load demands, and any special hvac requirements; and coordinate installation with other trades.

"We provide end-to-end service for architects and their clients," says Mitchell Klein, president of Media Systems, a Boston-based electronics consulting firm, "in terms of education, and also design and engineering services that complement the work of the architect." Klein, a member of the Custom Electronic Design & Installation Association (CEDIA), a trade group, is quick to point out that the design of spaces, cabinets, and other enclosures for home-media systems remain the purview of the architect. "Once the client articulates what he wants in terms of home electronics, the architect calls us—instead of passing out," says Klein, "and we satisfy the electronic needs within the parameters of the architecture."

Though firms such as Media Systems are often dealer-installers, a good one should offer architects and their clients far more than an electronics retailer, who may have limited equipment selection, and perhaps



© Phillip A. Francis photos this page

Electronics consultants can help manage the burgeoning area of home electronics, but architects must help clients avoid the "How do I work this clicker?" question \$90,000 later.

little expertise in coordinating installation or integrating the systems with hvac and lighting. Such consultants are usually paid a fee, based on the scope of work, and are hired by the client. They can also work as part of the design team, paid through the architect. "Make sure they can read drawings," warns Mark Stumer of Mojo Stumer Architects in Roslyn, N.Y., who has designed a number of media centers. "I've worked with dealers who don't know how."

Stumer and other architects point out that it is the architect's job to help match the system selected to the level of technical complexity the client is comfortable with. Dealers usually push the latest models festooned with every bell and whistle. "I had a client who had a \$90,000 A/V system, and he couldn't

use half the stuff," remarks Stumer. "If you don't use the equipment every day," notes Stumer, who has a media center in his own home, "you'll forget how to operate it." Architect Sexton refers to this as "the VCR problem," citing the amusing statistic that 50 percent of households with VCRs have a blinking "12:00."

Call early

Making the best use of an electronics consultant depends, as it does with most consultants, on when they are brought into the design process. Both architects and A/V experts agree that in the case of home electronics the earlier the better. Architects who have designed a number of media centers now consider questions about the client's electronic lifestyle just as important as the

number of bedrooms and the size of the kitchen. Once the client's interests are understood, it's not too early to visit an electronics consultant's showroom. "We can show the kind of equipment that might be involved," says Media System's Klein, "and help define the scope of the project."

As the project moves through design development and into construction documents, the electronics consultant should be kept apprised of such details as media-center cabinet design, the building's structural layout (which might conflict with recessing equipment into a wall, or exhausting heat generated by components), lighting systems, and electrical loads.

During construction and punch-listing, the consultant can help the architect work with the general contractor to coordinate electrical, hvac, and finish-carpentry trades. Typically the consultant installs the electronic components and special equipment such as motorized screens and projection-television units. The consultant needs to be involved throughout construction to field architect and contractor questions.

Designing for the electronic hearth

Unless a client requests a separate room dedicated only to home electronics, chances are that the media center will share space in a family room, living room, or master bedroom. Traditionally, such social spaces have as their focus a fireplace, a view from a prominent window, or a conversation area defined by furniture placement. The media center introduces another focal point, one that doesn't dovetail easily with the others.

"Architecturally, a fireplace usually takes the central position in a room," observes Klein, "but the video screen needs to be the focal point. We battle this problem constantly." Klein adds that the "video hearth" will be used daily, unlike most fireplaces. Shoving a video screen into a corner doesn't permit good viewing angles, and an array of electronic components may not discreetly fit into the masonry mass of the fireplace.

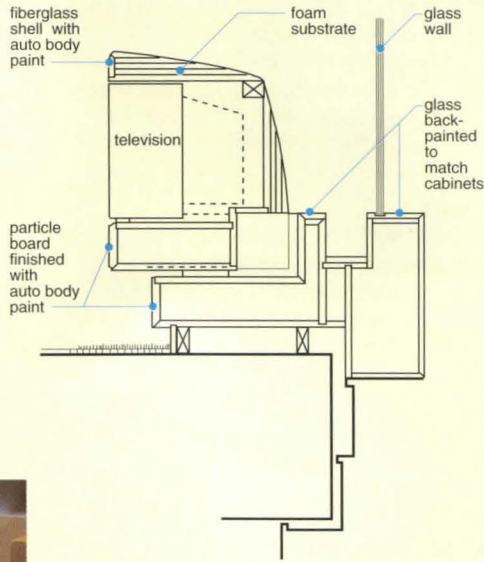
It may be possible to split the room's focal points, for example. In his design of a house in Venice, Calif., Steven Ehrlich placed a fire-



Command Center: A keypad "super station" in a project designed by Holt Hinshaw Architects controls lighting, mechanical systems, even the swimming pool as well as a sophisticated home theater system. The red-stained Okume-wood veneered panels conceal mechanically ventilated space for 17 amplifiers.

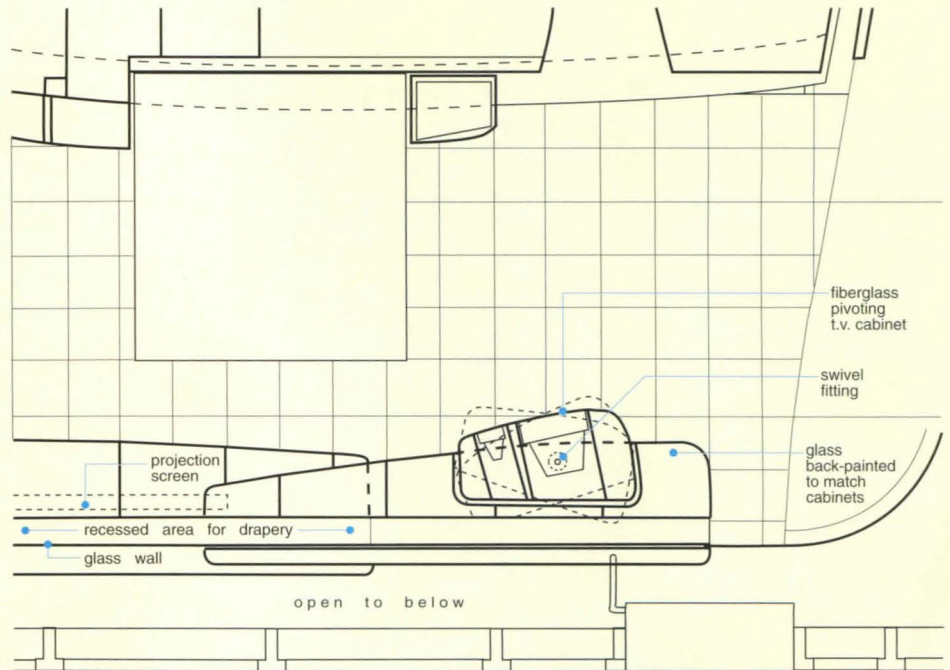
From body shop to bedroom:

For a Chicago apartment, Krueck & Sexton took a sculptural approach, matching other cabinetry (below) in enclosing home-video equipment. The curving shell surrounding four monitors (opposite) was originally conceived in plywood with high-gloss paint. A cabinetmaker with auto-body background built the units with a fiberglass shell over foam with the finish; high-gloss car paint was applied to particleboard cabinets. The tops are 3/8-in. glass back-painted to match.



place on one wall, arranging furniture around it. At 90 degrees, centered within a space divider, is wood cabinetry enclosing the media equipment. The furniture arrangement permits comfortable viewing of a fire or *The Flintstones*. When the cabinet is closed, the fireplace is the room's focus. Opening the cabinet to use the sound system, or lowering a retractable screen from a valance above the cabinet, shifts the focus to the media center. What appears to be a small coffee table is actually a television projector.

Another conflict arises in window placement. Rooms with unshaded window walls, skylights, or greenhouse additions create media-center havoc. Not only will glare obscure video screens (especially rear-projection ones), the hard, acoustically reflective surfaces can reduce a luminous sound system to harshness. Programmable controls, of course, can automatically draw draperies and lower electric lights to TV-viewing levels. Mark



© Richard Bryant photos this page and opposite

Stumer believes that it is possible to strike a balance between conflicting requirements. The media cabinet Stumer designed for one house is hinged; the unit swivels outward to face seating (previous pages). Thus viewing isn't compromised and a fireplace can back up to another one on a lower level. "The fireplace," says Stumer, "also acts as a break between the seating area and a window view," helping veil the screen from back light.

Screens should not be placed adjacent to windows, where sunlight will wash out the image. Stumer and other architects experienced with these systems try for a mix of acoustically hard and soft surfaces, with overstuffed furniture, rugs, and window treatments to reduce reverberation. The controls on high-end stereo components can often compensate for unusual room shapes, but if highest quality sound is what's desired, then a room shaped for good listening (such as a shoebox for surround sound) is best.

Making space in cabinets and closets

An age-old rule of house design is that you can never have enough storage, and media centers need lots of it. "Architects are typically shocked at how much space audio/visual equipment requires," says Klein. A rule of thumb for audio components is that they are generally 17 to 19 in. wide, and need 24 in. of usable depth. Access is also critical to install, wire, and service components. Heat generated during operation can shut down a system if it is not properly ventilated. Some cabinets may even need exhaust fans. Klein says that equipment can be located in an adjacent space or recessed into a closet, provided that there is adequate access to service it.

Within rooms, cabinets are the most popular way to enclose electronic equipment, yet they're inherently in conflict with their contents, which work best when not shrouded. The A/V consultant's impulse is to put the equipment in racks and let the technology

hang out—"the Pompidou approach," as architect Sexton describes it, "which sounds great, but looks disturbing." Sexton has designed enclosures that make televisions sculptural objects within the living space (below and opposite). Other approaches: build shelves permitting televisions to be pulled out and swiveled, or place speakers on wheels behind movable panels so that they can be swiftly rolled into place for best listening. Racks inside cabinets ease component service and replacement. To reduce the apparent size of cabinets, architect Franklin Salasky, of B-Five Studio in New York City, suggests bowing their fronts to diminish the depth at the ends. He also includes custom-designed storage space for video-cassette tapes and compact disks.

With surround-sound systems, an array of speakers is called for. Some speaker models can be discreetly recessed into ceilings, walls, baseboards, valances, and coves. Paul Holt of Holt Hinshaw Architects, in San Francisco, has strategically placed speakers inside free-standing sculpture. Wireless remote controls reduce the need for fixed-in-wall controls.

Turning on the whirlpool from Jakarta

Today, only the most well-heeled and electronically savvy clients are asking for totally electronic homes, with fully integrated systems that include monitoring security and life safety. Such systems can adjust the lighting, draw the shades, program the sound system, lock the front door, and turn on the air conditioning from a single keypad. But as computer and control technology advances and becomes cheaper, such sophisticated innards may one day be found in all homes. To make a house appear occupied during a week-long vacation, for example, scenarios for lights, shades, and sound can be preprogrammed—with a different pattern every day. Sexton observes that this kind of deterrence is preferable to relying only on alarms and other physical security measures.

Continued on page 125





Danpalon® Quadwall® translucent white panels, 45' in one formable length down the slopes, topped by 82' x 58' pyramid in clear color.

Quality Comes to Light™

Finally...Skylighting systems which deliver the qualities in natural lighting that transforms your visions into exciting interior environments

It's true, through the use of the most modern technologies, CPI engineers translucent daylighting systems with incredible insulation performance. These Danpalon®, cost effective, standing seam systems also provide leak free protection unequaled by any system in the world!

But what has made CPI's daylighting systems the architect's first choice is that these highly insulating Danpalon® panels still deliver the qualities and quantities of daylight that your visions require and that cannot be attained with any other translucent material. Light which

is full of life and that makes interior space stunning to look at and comfortable to experience.

To keep yourself up to date, please call today. We'll send our design catalog demonstrating these qualities and numerous others that CPI's products have brought to thousands of projects and that you should be benefiting from as well.

The finest daylighting systems...



Danpalon®
Translucent insulated Daylighting.

See us in Sweets 07820/CPI

14045 W. Rockland Rd. (Rt. 176) • Libertyville, Illinois 60048 USA • TEL (708) 816-1060 • 1-800-759-6985 • FAX (708) 816-0425

Circle 19 on inquiry card

It cooks.
It cleans. It just doesn't
do windows.



Introducing the Viking Dual Fuel
30" Wide Self-Clean Range.

In one range, it's the best of both
worlds - gas and electric. So you can
sauté, fry, boil, or steam with the luxury
of Viking high-performance gas surface
burners. And watch TV, read a book,
or anything else you want while the
electric oven cleans itself.

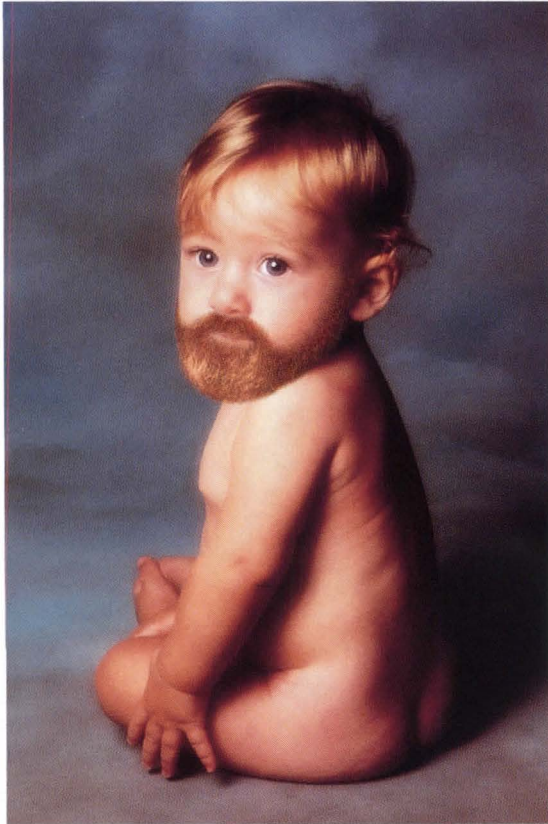
Not surprisingly, the VDSC305
is the first commercial-type 30" dual fuel
range available. But make no mistake - it
is a Viking range through and through.

Whether it's cooking or cleaning.


VIKING®

Professional Performance for the Home

AMAZING *but* TRUE!



STOCKHOLM, SWEDEN. Much to the amazement of doctors at the Stockholm Medical Institute's Dept. of Endocrinology, young Sven Bjørk had already sprouted a full beard and handlebar moustache before turning six months old.



EL SEGUNDO, CA. A 2,000 square foot health club was surfaced with 100% real wood, yet the grain and color matched perfectly throughout the facility and the fabrication generated virtually zero waste. This unique wood surfacing material, currently available in 36 colors and patterns, is marketed by the world leader in decorative laminates, Formica Corporation, and manufactured by the world leader in veneers, **ALPI**. For samples or more information call 1-800-FORMICA.



Formica Ligna[™]
Wood Surfacing

Circle 21 on inquiry card

KITCHENS AND BATHS

Industrial Influences

A portfolio of kitchen and bath spaces demonstrates the architectural impact of versatile industrial materials like stainless steel and concrete.

Light and Lively

For his family's half of the attached triplexes he designed for a steep site in Studio City, Calif., architect Jeffrey Tohl wanted a tropical color scheme with a "1950s thing to it." In the kitchen (right and lower left) he chose a rose-and-green granite countertop for the warm, lively character of the stone, and picked up green and ocher and lavender shades as a color wash on the natural-birch cabinets. Cut-outs, overlapped edges, and strategically placed slots on the cabinet doors serve as pulls, creating a smooth, unencumbered mural of natural wood—a composition of planes and colors. Not even the refrigerator has handles.

The two bathrooms use light very differently. On an upper level, the master bath (middle right) is flooded with sunlight from an end wall of windows. The two basins are wall-hung sculptures, bracketed with natural-birch storage units and topped with mirrors set on wooden easels. The floor is Strata green slate. Though the child/guest bath (lower right) is 11 feet below grade, sunlight from a high clerestory window washes the tiled walls of the shower and bounces through a glass-block partition. The subtle hues from the kitchen reappear in their bright and deep-color versions in a collage of 4-in. accent tiles from different kilns.

Architect: *The Architecture Studio—Jeffrey Michael Tohl, designer; John Gormley, Mark Roberson, Carl Welty, project team.*

Sources: *Cabinetry: I&E Cabinets. Color wash: Dunn Edwards. Granite counters: Walker Zanger. Sink: Franke. Cooktop and refrigerator: GE (Monogram). Faucets: KWC. Master bath—Sinks: Porcher. Faucets: Kroin. Slate: Eurocal. Guest bath—Tile: Dal-Tile; American Olean; Monarch. Glass block: Pittsburgh-Corning (Decora). Sinks: Hastings. Tub: Kohler. Laminate: Abet Laminati. Radiant heat: Nu Heat. Faucets: Balocchi. Switchplates: Leviton Mfg.*



Cementitious

The client, an artist on a very realistic budget, wanted a warm, natural feel for this California kitchen. Santa Monica architect David Hertz had developed just the cost-effective, bucolic material: Syndecrete, a lightweight, fiber-reinforced precast that displays subtle variations in color and texture. The J-shaped countertop (lower right) illustrates some of its design potential. Hand-cast in the plant as a single piece, the two-in.-thick slab permits a substantial cantilever without reinforcement. Sealed and given a coating of liquid wax, the precast exceeds the requirements of the Ceramic Tile Institute's T-72 kitchen-counter stain test, resisting damage from red wine, grease, and other cooking ingredients. The 1/8-in. caulked joints needed where sections meet have been included in the design of the counter. Very slight, non-structural shrinkage cracks and air bubbles contribute to the organic nature of the material. The checkerboard shows current color and pattern options offered by Hertz's company, Syndesis, Inc.

Architect: David Hertz; Michael Rendler, project architect
Sources: Sink: Elkay. Range: Wolf. Faucets: Chicago Faucets. Countertop: Syndesis, Inc.



© Tom Bonner photo

Downtown

The clients, a young couple with an infant, wanted a chic, New York look for their Tribeca loft—but on a budget. Architect Alexander Gorlin selected materials that seem more expensive than they are, such as the stainless-steel countertops, installed at half the cost of stone. Cabinets appear to be faced in ebonized wood—but it's laminate instead.

The kitchen island (top photo, and inset, left) replicates, in miniature, the footprint of the building, an old loft structure on Hudson Street. The steel on appliances, backsplash, and counters emphasizes sunlight from the large, west-facing windows. Counters, integral sink, and backsplash were fabricated and “seamlessly” welded off-site, and each linear section was installed in one piece.

The master bath (inset photo and bottom) is tucked behind a compound curve that forms part of the living-room wall. The imported tile and custom stainless-steel towel bar follow this curve.

Architect: Alexander Gorlin, Architect; Jeffrey Feingold, project architect; Mark Rosenthal, job captain.

Sources: Stainless-steel counters and cabinetry: James Ledger. Laminate surfaces: Formica Corp. (Storm). Paints: Benjamin Moore & Co. Gooseneck faucets: Chicago Faucet. Ovens and cooktop: Thermador. Range hood: Gaggenau. Drawer pulls: Sugatsune America, Inc. Refrigerator: Sub-Zero. Undercabinet lighting: Alkco, Inc. Ceiling fixtures: Lightolier, Inc. (Lytespots). Bath tile: Vetricolor. Shower light: Lightolier. Faucet handles and tub filler: Jado.



© Billy Cunningham photos

Down Home in Brooklyn

When architect Duo Dickinson helped the owners of this 1870s Brooklyn brownstone move the kitchen from the cellar to the high-ceilinged parlor floor, he also took away the bearing wall separating front and rear halves of the space, opening the room to direct view from the street door. In what he describes as a "passive/aggressive" approach, he placed the cabinetry with the cooking equipment along the long wall and painted it to match the existing Victorian trim elements, so the piece looks built in, "incised into the wall." But the curved counter and illuminated setback say "look at me," drawing the eye to the kitchen from the entry by catching reflections from the back window. The floor tile replicates the dimensions of the original parquet.

The English brown oak island is an art piece, with a curved, platform end that terminates the counter at the point closest to the living room. The granite surrounding the cooktop (inset) is a passive, neutral gray. Low-voltage lighting accents the upper curve of the cabinetry, which in turn echos the fireplace arch (not shown) and the serving island.

When the bath was renovated, the clients asked to keep the original green tile, so Dickinson salvaged that for the walls and selected new tile for the floor in the same Deco feeling. The curved vanity top widens to accommodate the sink, then curves back.

Architect: Duo Dickinson—David Basilone, Bill Egan, job captains.

Sources: Cabinetry: Brookside Woodworks. Pulls: Colonial Bronze. Low-voltage accents: Lucifer Lighting. Granite: Stanstead (honed finish). Cooktop: Dacor. Refrigerator: GE. Tile (kitchen and bath): American Olean. Switches: Lutron. Radiator: Runtal. Sink: Kindred. Vanity counter: DuPont (Corian). Faucets: Dornbracht.



© Justin Van Soest photos

Transitional Kitchen

For a new kitchen in an existing space that acts as the connecting link between the original Spanish Colonial house and a newer bedroom/dining wing by architects Lubowicki/Lanier [RECORD, April 1994, pg. 72-75], the client asked designer Chris Tosdevin for a neutral palette. And as the president of Bulthaup (LA), Inc., he knew just what to consider: the almost flawless 18-gauge stainless steel fabricated by this German kitchen-system manufacturer. Both designer and client felt that stainless steel, when used for its functional qualities—stain-resistant, unaffected by heat, impervious to grease—becomes a warm, not cold material.

The steel-framed window, built to the same 25-mm module as the cabinetry and placed to line up with the upper cabinets, captures a selective vista of tile roof, cypress, and bougainvillea. A full backsplash fits underneath. Counters are set at a 37-in. height that better suits a taller American cook; the cutting board can be slid across the sinks to increase counter space. The limestone floor is the same jade-green used extensively in the Lubowicki/Lanier addition, helping to tie the new kitchen into the somewhat older wing.

Designer: Christopher Tosdevin.

Sources: Dishwasher: Miele. Cooktop and ovens: Gaggenau. Refrigerator: SubZero. Cabinetry and plumbing fittings: Bulthaup Corp.



© Jerome Adamstein photo



Cabin on a Grand Scale

For his country place in Emigrant, Montana, 15 miles north of Yellowstone National Park, architect Tom Blurock wanted to give the impression of the massive scale of the lobbies of such famous National Park Lodges as Yosemite's Ahwahnee. But since he had only about 850 sq ft over all to work with, he had to make some adjustments.

Major architectural elements—doors, windows, the logs themselves—have been selected and sized on a skewed scale that imparts a solid, large feeling. Doors and windows are both shorter and wider than usual. For example, the 12-ft-wide north-facing window-wall is 6-ft 6-in. high, not the more-common 6-ft 8-in.


Extra-wide trim around openings adds to this sense of scale, and also conceals the gap needed to accommodate the movement of the logs under temperature changes. The chinking (log jam) is a silicone material that remains springy and resilient, unlike the mortar previously used. All the rustic materi-

als—Douglas fir logs, window frames of unfinished teak, lodgepole pine, even the zinc roof (not shown)—are intended to gray out together.

The components Blurock chose for the 475-sq-ft kitchen/living/dining space (below) are also hefty. The black Danish stove heats the whole house, even during Montana winters. The 8-ft 6-in.-long stainless-steel workbench holds two sinks (one next to the burners to make filling pasta-water-pots easier), cooktop, counter space, and all the pots and pans. In the tiny bath (right), tucked off of the ship-cabin-scale bedroom, a massive section of peeled fir log holds a top of local travertine. Notice the width of the mirror surround.

Architect: *Thomas Blurock*

Sources: *Wood stove: Rais. Kitchen Bench system: Bulthaup. Sliding windows and hardware: DuraTherm Window Corp. Wall ovens and cooktop: Gaggenau. Refrigerator: Sub-Zero. Vent hood: Abbaka. Bath faucets: Chicago Faucet. Rolling table: Ligne Rosset. Shower tile: American Olean Tile Co. Log fabrication: Logcrafters.*



© Mitroff/McAleer photos

Showcase

A serene bath created for the Kohler exhibit at January's National Association of Home Builders by Tod Williams and Billie Tsien uses cool, subtle materials such as sand-blasted glass (sealed against fingermarking), special limestone-like concrete, and space-separating screens of translucent fiberglass. Fixtures are a soft gray. The total effect is one of water-washed stone—the only touch of color is the moss garden on the cantilevered tub surround.

Architect: *Tod Williams Billie Tsien and Associates—Matthew Baird, project architect.*

Sources: *Tumbled white-marble flooring and sanded-glass Chiaro tile: Ann Sacks. Whirlpool tub, toilet, lavatory basin: Kohler Co. (Ice Grey). Faucets, shelving, and hooks: Kohler Co. Mirror: Robern, Inc. Glass panels: Apex Curtain Wall. Vanity and tub surround: Custom Crete. Other panels: Complex Fiberglass and Composites.*



© Paul Warchol

Built to Last

For his bayside Fire Island, N.Y., home, Peter Samton selected materials with a proven record of long-term performance in a salt-filled marine environment—and ones that could be delivered by boat. The kitchen (right) has cabinet faces and walls of solid-fir wainscoting, characteristic of Long Island's grand 1890's shingle cottages, with strong vertical lines that disguise the uneven weathering of the wood from sun and glare. The island site made prefabrication vital: countertop, sinks, and backsplash (all stainless steel to withstand the always-damp air) arrived as one piece and didn't need to be seamed. Flooring is Vermont Green slate.

Architect: *Peter Samton, Gruzen Samton; Bill Bialosky, job captain.*

Sources: *Cabinetry: custom by architect, fabricated by Bruce Mayer. Casement windows: Marvin (XL finish; stainless-steel hardware). Wire pulls: Hewi. Pendants: Poulsen Lighting, Inc. Stainless-steel counters: fabricated by Sefti.*



© Paul Warchol

Heart of the Home

Architect Todd Remington used some structural sleight-of-hand to create a light-filled great-room-kitchen within a single-level Minnesota home. In order to span the existing stairs (saving the expense of moving them) and open the new space to a view of woods at the rear, I-beams were slipped under base cabinets (at left in both photos), and a custom "mini-truss" carries upper cabinets. Glass fronts on both sides of the extra-long upper cabinet turns them into a light well for the stairway, and let even more light into the kitchen. This joist is held by a steel-post system developed for this project, with set screws that hold collars supporting the extended cabinet shelves. Metal has a brushed-steel finish that reflects other colors in the room.

Finishes—natural birch wood and solid-black laminate countertops—were selected for their comfortable appearance, modest price, and a Bauhaus esthetic that appealed to the German-born client. A 12-in.-deep cantilevered snack counter wraps around the cooking/eating island to double as a safety standoff, distancing small children from the cooktop.

Architect: Todd Remington/Choice Wood Design Build Company.

Sources: Cabinetry: Cabinets by Choice. Patterned glass in cabinets: Brin Northwestern Glass. Pendant downlights: George Kovacs. Cooktop: Thermador. Refrigerator: Sub-Zero. Countertops: Nevamar. Custom truss system: ESR Corp. Cabinet hardware: Amerock. Paints: Sherwin-Williams. Sink: Elkay Mfg. Co. Faucets: Grohe. Track lighting: Juno. Electrical switchplates: Leviton. Windows: Marvin. Skylights: Velux-America.



© George Heinrich photos



**FOR DURABILITY &
LASTING BEAUTY...
THEY SHOULD HAVE
USED AVONITE**

Today you can specify AVONITE solid surface materials in 44 magnificent stone colors. Why not let us enhance your creativity?

For more information and FREE samples on Avonite solid surface materials, please call:
1-800-4-AVONITE



AVONITE

Circle 22 on inquiry card

Bold Colors. Classic Lines. Perfect Fit.



It's the timeless look of an EFCO® storefront. Take your pick of 21 standard colors or unlimited custom shades. Coordinate with your EFCO windows and doors. And enjoy the advantages of easy-care aluminum for years of wear. We'll match your specifications exactly to achieve the best possible custom fit.

Contact us at 1-800-221-4169 or <http://www.efcocorp.com> on the Web for information on storefronts and other aluminum glazing systems that flatter your design.



WINDOWS
CURTAIN WALLS
ENTRANCES
STOREFRONTS

Natural Roofing Slate...

The Tradition Continues

Discovered in 1497, the island of Newfoundland was North America's first British colony. In the mid 1800's, almost four hundred years later, excellent and extensive slate deposits were found - the oldest slate deposits in North America.

Trinity Slate® is a finely textured natural product containing pleasing variations in shade, veining and grain. Used on buildings since the mid 1800's, our slates have shown to be unfading in color and can be matched at any future time.

Exceptional Performance

- Fireproof, Noncombustible
- Unfading in colour
- Durable, Long Lasting
- Maintenance Free
- Resistant to all chemicals
- Environmentally Friendly
- Distributed Worldwide

Quarried by Canada's only slate producer, **Trinity Slate®** is currently distributed in over 12 countries on four continents, all of which have national standards. Our slates have successfully exceeded national standard tests in every country.

Call our staff for assistance on sales, technical inquiries for roof design and slate specification. Samples will be forwarded upon request.



Hues of Heather. Private residence, Naples, Florida.



Hues of Heather, Gray's Hall, Harvard University.

Our roofing slate colours include:



Trinity Heather



Trinity Plum Red



Trinity Variegated



Trinity Green



Trinity Black



See Our Literature In Sweet's - 07310/NEW. Buyline 7685

Newfoundland Slate Inc.

 See Us In SweetSource®

TOLL FREE 1-800-975-2835

NEWFOUNDLAND SLATE INC. NORTH AMERICA'S LARGEST ROOF SLATE PRODUCER

Circle 24 on inquiry card

PRINTED IN CANADA



The success of AutoCAD has inspired dozens of cheap imitations.

Unlike those "bargain" packages, AutoCAD® LT Release 2 is based on AutoCAD, the world standard, so it gives you features the others can't. In fact, its features and their ease of use have made AutoCAD LT the best selling 2D CAD package in the world. And now with Release 2, AutoCAD LT is even easier to use and learn, with tool-tips and on-line help at every level. If you're new to CAD from pencil-based


And one inexpensive one.

drafting, *Orientation* can guide you step by step through the transition. To get you started quickly, AutoCAD LT automates the drawing setup process, defining drawing space and title blocks in one easy step. For occasional help with specific tasks, cue cards give you the on-screen answers

you need without interrupting your work. And here's something else the others can't match. AutoCAD LT Release 2 reads and writes data just like AutoCAD software, so your work will be compatible with over a million AutoCAD users world-wide. Add to this free 90-day product support and available pre-drawn symbols packages for architectural, mechanical and electrical applications

and you can see why you

should beware of cheap imitations. So visit your local retailer or authorized AutoCAD dealer today to buy your copy of AutoCAD LT. Or for a free demo disk, call 1-800-228-3601* and ask for Demopak A221.



Only \$495
 AutoCAD LT user upgrade: \$129
 Generic CADD® user transfer: \$149**
 Call 1-800-435-7771 ext. J21 to upgrade.



*Outside the U.S. and Canada fax 1-415-507-6142. **For Generic CADD users who purchased after 9-1-94 the transfer cost is \$299. All prices are suggested retail price. ©1996 Autodesk, Inc. Autodesk, the Autodesk logo, AutoCAD and Generic CADD are registered trademarks of Autodesk Inc. Windows is a trademark of Microsoft Corporation Company. Product names other than Autodesk and Autodesk products are intended to be fictitious. Any resemblance to actual company or product name is accidental.

TISCHLER WINDOWS AND DOORS. UNCOMMON. UNCOMPROMISING.




TISCHLER UND SOHN


Made in Germany since 1838.

Three Greenwich Office Park 51 Weaver Street Greenwich, CT 06830 USA
Telephone 203/622-8486 Telefax 203/622-8558 Toll-free 800/282-9911

Circle 25 on inquiry card




SoftCAD is a registered trademark of Softcad International.
Windows is a registered trademark of Microsoft Corp.



Professional Software for
Architectural Design

**Archi
TECH.PC**

New version 2.0



Simple,
Yet Powerful
Totally Integrated,
Bill of Materials,
Plan Production,



Sections
Advanced Rendering,
Animation,
Stair generator,
Terrain Modeler

SoftCAD™ USA, Inc.

1620 School Street Suite 101, Moraga, CA 94556

For detailed information or a demo, call SoftCAD™ USA at

1800 SOFTCAD
<http://WWW.softcadusa.com>

Circle 26 on inquiry card

The illustrations in this brochure were
automatically generated by ArchiTECH.PC
without any touchups.

Two CAD Upgrades, One Clever CAD Tool

Check out Cadvance 6.5; AutoCAD's new Release 13 upgrade with Windows95 compatibility; and a wood-joint designer; WoodWorks Connections.

By Steven S. Ross

If you have any spare funds for computer-related purchases, you might do well to take a look at more random-access memory. RAM prices have finally begun to fall in dollar terms, after stabilizing at about \$40 per megabyte for the past three years. (Off-shore, memory prices have been falling a little over the past few years, but the effect had been masked by a weak dollar.)

Now memory costs are under \$30 per megabyte and falling further, despite strong demand brought on by memory-hungry Windows95. Extra memory brings extra speed, extra stability, and the ability to have extra programs run alongside your CAD program, like databases and spreadsheets.

You might also put some money into "specialized" tools such as the WoodWorks suite discussed this month.

Having trouble finding those extra funds? You may need more marketing and book-keeping help. Next month, we'll be looking at software to help you do just that.

Cadvance 6.5

Vendor: FIT (Furukawa Information Technology), 721 N. Euclid St., Suite 203, Anaheim, CA 92801, 714/956-3171, fax 714/956-3170, CompuServe GO CADVANCE, <http://www.cadvance.com>.

Equipment required: Windows or Windows 95 computer. Comfortable in 8 MB for small files; 16MB of RAM recommended. Program files take about 10MB of disk space for full installation.

Cost: \$1,995; upgrade from 6.0 is \$50, from 5.0 and earlier, \$395. Competitive upgrade from CAD packages costing at least \$1,000 is \$595. Upgrade from less expensive packages is \$1,995 minus price of competing software. Free unlimited support (you pay for the call).

Cadvance was the first fully-functional high-end Windows CAD package. But Cadvance's original parent, IsiCAD, fell on hard times; FIT has released a modest update with an aggressive pricing strategy in hopes of restoring some luster. Cadvance does some things extraordinarily well:

- Its 2D drafting tools remain first-rate, even

by today's standards.

- Unlike AutoCAD, more than one project or drawing can be loaded at the same time, allowing transfer of data and drawing sections among them, without loading more than one copy of the entire program.
- Most standard Windows-compatibility tools are enabled—OLE and DDE for two-way data exchange with database or spreadsheet software, the Windows clipboard, and other items.
- There is basic rendering, and the ability to create walk-throughs.
- You can import almost any bitmap file in any format.
- There's a versatile macro-language with good macro-recording ability.
- There are many suppliers of add-on products that enhance its capabilities.

But 3D editing is limited. You can extrude a plan into 3D, and you can combine 3D primitives. But you can't simply dive into a 3D drawing and add new material on-the-fly; the drawing file structure keeps 2D and 3D entities separate. And, despite Cadvance's small memory footprint, it actually takes longer to redraw a screen than does AutoCAD R13c3 or c4.

If you intend to translate back and forth between Cadvance and AutoCAD, test carefully first. Cadvance was one of the first to offer direct binary compatibility, reading and writing AutoCAD DWG files. In fact, it licensed the technology from Sirlin. But since the last license upgrade, in 1993, Autodesk has purchased Sirlin and evolved its file structure.

In general, we were unable to import AutoCAD Release 13 files cleanly in DWG (we converted them to R12 files first, from AutoCAD R13). AutoCAD R13 had some difficulty reading Cadvance drawings saved as Version 10, 11, or 12 DWG files. There are other modestly-priced CAD packages (Visual CADD comes immediately to mind) that do a better job with AutoCAD files.

Who, then, should be interested in Cadvance? Facilities managers will find its database hooks especially useful. So will those who are using older versions of AutoCAD, and who need a compatible, mainly 2D package that

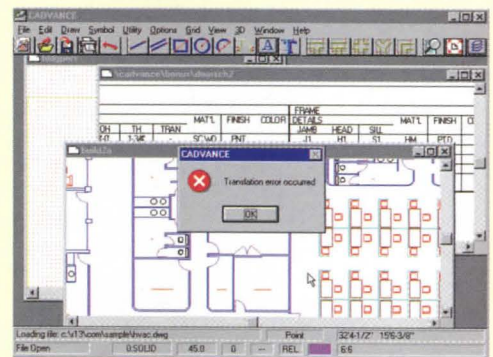
runs fast on small machines, and that allows easy transfer of data among drawings that may all be on-screen at once.

Manuals: Two thick paperbacks cover reference, tutorial, and user's guide and a small addendum for 6.5 features.

Ease of use: The 2D tools are fine, as is the walk-through feature. But other 3D features are somewhat dated.

Error-trapping: Excellent. Changed or deleted items are not permanently removed from the file until it is "packed" or until it is saved in a non-Cadvance format.

151 on Reader Service Card



The error message was caused when Cadvance was unable to translate an AutoCAD Release 13 DWG file. Notice that there are three windows open—with three different CAD files displayed.

AutoCAD Release 13c4

Vendor: Autodesk, 111 McInnis Parkway, San Rafael, CA 94903, 415/507-5000, 800/964-6432, fax 415/507-5100, CompuServe GO ADESK, <http://www.autodesk.com>.

Equipment required: Computer already running AutoCAD Release 13 in DOS, or computer capable of running Windows 3.1, 3.11, 95, or NT, 16MB of RAM (more recommended) and 100MB of hard drive space. CD-ROM drive strongly recommended; the upgrade from CD-ROM took less than 20 minutes on our review machine.

Cost: This is the currently shipping version of AutoCAD Release 13, \$3,750 on CD-ROM, \$3,995 on floppy disks. The upgrade from previous versions of AutoCAD R13 is free, but dealers may add a service charge. *Continued*

This "c4" upgrade to AutoCAD Release 13 is the fourth (and probably the last) major upgrade before Release 14 shows up in 1997. If you've already installed the c3 upgrade from last fall (it came with new, fast screen drivers), you may not want to bother with this one. There's new functionality and a 10 to 20 percent speed increase for Windows users, but there are also new incompatibilities.

There is something for everyone, even for DOS and Unix users (more below). For the Windows user, the release is fully compatible with Windows95. You can run more than one copy of AutoCAD at the same time in Windows95 as well as WindowsNT—important if you need to share drawing elements or data among two or more projects.

There's also full Windows OLE-2 compatibility. That is, you can paste or link objects from other applications into AutoCAD, and from AutoCAD to other applications. If you have enough memory to keep all the applications open at the same time, you can even "drag-and-drop" selected objects into drawings. For all users, there's a new "SAVEIMAGE" system variable that controls the writing of graphics files for application-defined objects.

The downside is that add-on products that use the Autodesk ARX development environment have to be updated. How do you know if you are using ARX? ARX is part of the ADS interface—the interface most add-on vendors

use to "hook into" AutoCAD. But only some ADS-dependent products use ARX. Most of them have an "ARX" filename extension such as SSDING1.ARX. The ARX revisions will help vendors provide more intelligence to standard "objects" that might be represented in your drawings.

Among the add-ons that should be upgraded are Autodesk's own AutoVision R2 (the R2c4 upgrade is included with the AutoCAD c4 upgrade); AutoCAD Designer 1.2 (you'll need to go to 2.0), and Autodesk IGES Translator R13 (you'll need AIT R13.1). Only the AutoVision upgrade was ready to test when we reviewed. Autodesk WorkCenter 1.1 works, except for "file open" redirection; an upgrade is due there as well.

All c4 versions, including the DOS version, benefit from new and enhanced commands—some of which were once available only in add-on products. There's a new "direct distance" entity entry, for instance—you move the cursor to indicate direction, and then enter the distance to the first point. You can now move dimension arrows and text independently of the dimension lines; stacked fractions are easier, too. There is better control of hatch patterns, attachments of material specs to objects, viewports, and creation of 2D profile images out of 3D solids. There's also an enhanced DXF translator that allows you to convert R13 DWG files to pre-R13 DXF. Unix users will appreciate the DLSTATUS command, which gives information on display lists, viewports, and swap space. There's also a new Unix "aerial view" viewport.

Manual: An unindexed 113-page paperback with information on installation and on new functionality.

Ease of use: No pain, no gain.

Error-trapping: There's now an incremental save, and an undo file that's easier to live with (you can keep it on your disk or in RAM) for Windows users. Both features encourage more frequent saving of work in progress. There is support for long file names in Windows95, but as you move files to other systems, their names may change in ways you don't expect. This is a by-product of Windows95, not AutoCAD.

152 on Reader Service Card

WoodWorks Connections

Vendor: American Forest & Paper Association, AWC WoodWorks Software, 1111 19th St NW, Suite 800, Washington, DC 20036. 800/463-5091, 202/463-2700 fax 202/463-2791.

Equipment required: Computer running Windows. WoodWorks Sizer strongly recommended.

Cost: \$125; \$59 for owners of Sizer; \$349 for Connections and Sizer combined.

This clever program guides you through the process of designing post-and-beam or nail-splice connections using wood products—standard lumber sizes, hardware, even laminated materials. It conforms to the National Design Specification for Wood Construction.

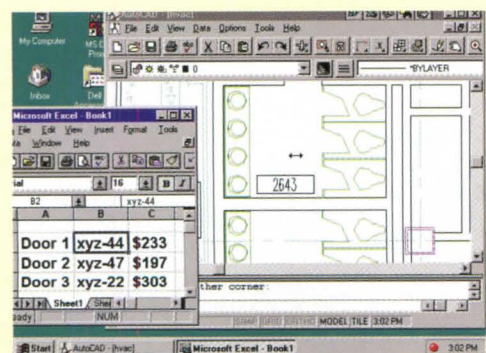
Connections works without WoodWorks Sizer, but if you are entirely unfamiliar with wood construction, or have an odd structural problem, you'll probably want to use Sizer to size the beams and columns you are connecting. Sizer is an "open" program, with many materials databases that you can edit and expand upon. You end up with a fully-dimensioned, detail- and-materials list. The drawings are pictures, not CAD-compatible, but they can be used to draw a detail into your CAD program. And, they should be sufficient for most purposes.

Manual: A clever on-screen movie.

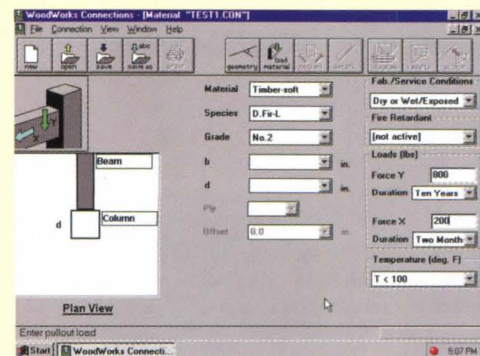
Ease of use: Almost trivial.

Error-trapping: Any action that could destroy data is warned against.

153 on Reader Service Card




AutoCAD R13c4 and an Excel spreadsheet in memory at once, in a Pentium machine running Windows95 in 16MB of RAM. If the Excel version had been the new Windows95 release, you could have dragged data directly back and forth from AutoCAD.



Specifying materials and loads, after selecting the joint geometry on WoodWorks.

Ah, the first plotter that calibrates perfectly with the original output source. Your brain.

IMAGE BY: VANDERSCHUIT



Okay, so how many times have you watched the plotter turn your brilliant creation into the graphic equivalent of a coffee stain? Your salvation has arrived: The **TechJET®** color inkjet series from CalComp. These things can go 360 dpi, the highest res known in the large format plotting universe. Precise, vibrant color no other plotter can match. And TechJET 175i actually features our Intelligent Ink Delivery System®. Massive ink capacity to run all night. Protection against voids and splatter. Computer controlled ink levels at all times. In short, you wind up with the most epic of presentation pieces. And not only does that please the brain, it pleases the boss.

Call for more information or a nearby reseller. Reference #B15.

(800) 932-1212



TechJET 175i


TechJET GT/PS

Circle 27 on inquiry card

TechJET is a registered trademark of CalComp, Inc. Plot courtesy of Lightscape Technologies, Inc. Car plot drawn using Canvas™ Deneba Software. Reynard 951 Indy car courtesy of Valvoline.

CALCOMP
A Lockheed Martin Company





155. Modified gooseneck

Grohe's subtly curved Classic spout, introduced from Germany 20 years ago, can now be specified with a more traditionally styled cross handle. Interchangeable discs can be ordered reading "hot" and "cold" in English, French, and Italian. All solid-brass fittings meet ANSI/NSF Standard 61, Sec. 9 for water-contact materials. 708/582-7711. Grohe America, Inc., Bloomingdale, Ill.



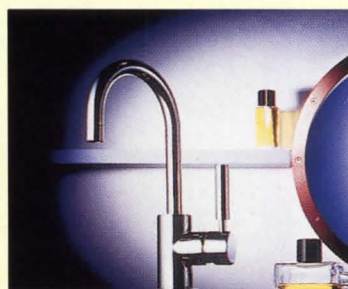
160. Pressure-balancing valve

A pressure-balancing, scald-preventing shower control is built with a ceramic disk cartridge said to maintain precise temperature levels without drips even in the hardest, most corrosive supply-water conditions. The device meets anticipated federal safety standards; the loop-style handle meets ADA requirements as well. 847/675-6570. Gerber Plumbing Fixtures Corp., Chicago.



156. Wash-basin range

Variable lavatories, an unusual conical shape in either deep or shallow versions, are made in wood, as shown here, as well as enamel in four colors, clear and frosted glass, three colors of soda glass, and aluminum. Matching circular countertops may be stainless steel, clear or frosted glass, or a stone look. 714/282-8686. Toto Kiki USA, Inc., Orange, Calif.



161. Bath faucet

A new single-lever mixer from Dornbracht, German-made Novus faucets are said to work with both traditional and contemporary settings. The American source of these high-style plumbing fittings promises four-day delivery at the same cost as UPS ground from Atlanta. 770/416-6224. Santile International, Norcross, Ga.



157. Wall-hung fixtures

Vitreous-china, European-style water closet and bidet incorporate the Geberit concealed water tank and bowl carrier system, which fits inside a 2- by 6-in. stud-wall space. The tank, insulated to eliminate condensation, and the supply line, valve, and flush pipe are hidden but accessible behind a cover plate. 800/359-3261. Absolute, a division of American Standard, Inc., Chandler, Az.




162. Kitchen gooseneck

Renaissance faucets come in the classic gooseneck shown here, as well as a high-arched spout and a traditional style with integral soapdish. New finish options include brass-trimmed chrome, charcoal, and white with brass or chrome trim. Faucets come in models that fit different inlet configurations. 708/803-5000. The Chicago Faucet Co., Des Plaines, Ill.



158. French flair

From this source's Etoile collection of hand-finished brass and nickel plumbing fittings and bath accessories, the Arche lavatory set makes a grand, Victorian-influenced statement. A colorful small-format catalog shows basins, towel bars and hooks, tiles, hand-held and wall-mount showers, and faucets. 800/899-6757. Waterworks, Danbury, Conn.



163. Organized shower

An all-in-one way to mount bath accessories and storage onto the shower bar, the InTouch Organization offers a soap dish, hooks, shampoo shelf, and net-bag storage: even a hang bar for hand washables. Available in white, brass, chrome, and clear finishes. Other fittings meet specific needs such as seniors and healthcare. 818/369-1841. Interbath, Inc., City of Industry, Calif.



159. Above-the-counter basins

New Vessels handcrafted ceramic lavatories come in three unusual shapes designed to fit within counter-top cut-outs. Left, a slatted-wood vanity holds a clay-texture cone-shaped basin with a Japanese-bath effect; the wall-mount faucet is also a new design. Material options include six textures and three high-gloss glazes. 414/457-4441. Kohler Co., Kohler, Wis.



164. Traditional-style faucets

Known for very contemporary plumbing designs, this New York manufacturer now offers a mid-priced, more traditional range. Called Classics, the line includes the Hampton lavatory set shown here. Finish options include all types of brass, polished and satin nickel, pewter, copper, and oil-rubbed bronze. 718/402-2988. Paul Decorative Products, Bronx, N.Y. ■


When Mike Svoboda of AT&T needed to renovate 55 washrooms,



Bradley Express® got the call.

“

At our AT&T Jacksonville, Florida plant, the washrooms had been serving 5,000 employees for 12 years. They needed updating. Bradley Express® Lavatory System was the rugged, elegant answer. Express units provide the personal space of individual lavs with the economy of group fixtures. They meet ADA requirements in a single spec, and are easy to install and maintain. The durable Terreon™ surface looks and wears like granite, but resists burns and impact.



We were able to easily incorporate all Express units into limited, existing spaces.

”

— Mike Svoboda
AT&T Facilities Manager



Express® is made under U.S. Patent #5,369,818.
© 1996 Bradley Corporation

Bradley
CORPORATION



Always a step ahead of the crowd.™

9101 Fountain Blvd., Menomonee Falls, WI 53051
(414) 251-6000
<http://www.bradleycorp.com>
Circle 28 on inquiry card

Multiple Personality




Introducing The Entablature™, the first outdoor luminaire that allows you to define its character within the architectural scheme. As a shy personality, The Entablature has a distinguished simplicity that can blend with its surroundings and become integral with the architecture. As an extrovert, the luminaire can be reconfigured with many different entablatures to emulate the distinctive features and accent colors that often become the unique signature of building exteriors. Whatever the choice, you can be sure that you have specified a luminaire of unprecedented quality and performance because it is Kim. The Entablature is available in two sizes, four light distributions, HID lamp modes from 70W to 400W, and a host of features such as die cast construction and no-tool maintenance. The shoebox has been redefined!



KIM LIGHTING

P.O. Box 1275 • 16555 East Gale Ave. City of Industry, California 91749 • 818/968-5666
FAX: 818/369-2695 • E-Mail: KimLtg@annex.com

Circle 29 on inquiry card



THE ULTIMATE HOUSE TOUR

Walk through the 1996 Record Houses on a room-by-room "Virtual Reality" CD-ROM tour.

Now for the first time ever! Join the leading architects of the 1996 RECORD HOUSES on a 3-D "Virtual Reality" exploration via CD-ROM of the year's finest living spaces.

Hear from the architects themselves, the "whys and wherefores" behind their creative and product decisions.

Step into 3-D models of the 1996 RECORD HOUSES. Experience the sensation of space as you open doors and move through the houses at your own pace. Click onto full-color rooms and move around objects via QuickTime® VR. Zoom in tight on important details. ARCHITECTURAL RECORD worked closely with Graphisoft®, using ArchiCAD®, to produce this interactive CD-ROM house tour.


"Virtual Reality" using QuickTime VR technology, creates a stunning presence that's as close as you can come to really being there without physically making the trip.

The 1996 RECORD HOUSES CD-ROM also includes color photographs of the houses themselves, plus excerpts from the articles published in the magazine.


Available for Windows, Windows '95 and Macintosh.
Graphisoft® and ArchiCAD® are registered trademarks of Graphisoft R&D Software Development Ltd.

Mark Mack Architects

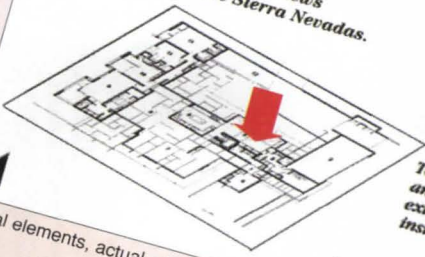
STREMMEL HOUSE, RENO, NV.



I started with the site - nine acres of rugged, arid hills offering spectacular views of Reno and the Sierra Nevadas.



To weave together indoors and out Mack brought exterior materials inside.



Typical elements, actual screens may vary.

WALKTHROUGH

INTERVIEW

RESOURCES

RECORD HOUSES "VIRTUAL REALITY" CD-ROM

PLACE YOUR ORDER TODAY: (Reserve now, available May 1996)

FAX ORDERS: (212) 512-4178 PHONE ORDERS: (212) 512-4635

**MAIL TO: ARCHITECTURAL RECORD
 1221 AVENUE OF THE AMERICAS, ROOM 4188, NEW YORK, NY 10020**

Price: \$19.95 # of copies _____ Total \$ _____

Enclosed is my check for \$ _____

Charge to my credit card Visa MasterCard American Express
 (Local sales tax will be added to all credit card orders. Credit cards will not be charged until product is shipped.)

Card number _____ Expiration date _____

Signature _____

Name _____

Company _____


Address _____

City _____ State _____ Zip _____

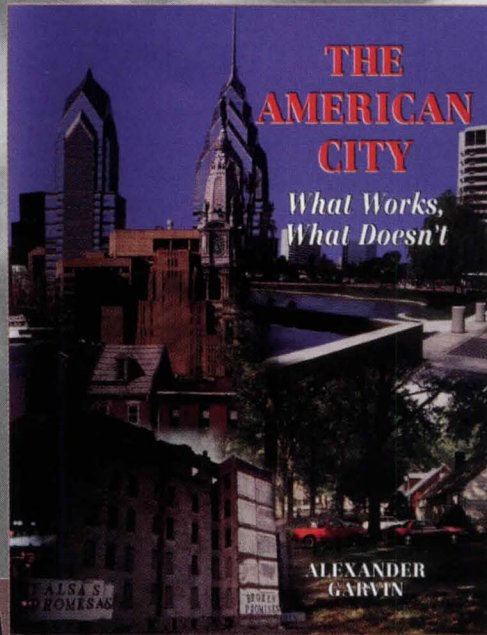
Phone _____ Fax _____

Architectural Record
A Division of The McGraw-Hill Companies


GRAPHISOFT®



224 pages • 440 illustrations / 0-07-049393-6 / \$59.95



640 pages • 500 illustrations / 0-07-022919-8 / \$59.95




680 pages • 1000 full-color illustrations / 0-07-607093-X / \$29.95

Envision


t o m o r r o w ' s

ARCHITECTURE


t o d a y



320 pages • 400 illustrations / 0-07-008944-2 / \$39.95




448 pages • 800 illustrations / 0-07-031811-5 / \$99.50



228 pages • 150 illustrations / 0-07-032573-1 / \$50.00

Available at your local bookstore or call 1-800-352-3566 (outside New York City), 212-512-2481 (in NYC)
World Wide Web: <http://www.books.mcgraw-hill.com>


A Division of The McGraw-Hill Companies 

Circle 31 on inquiry card




"We Chose ArchiCAD."

Now, starting at **\$3,795**



David Fiore and Alan Ritchie, Principals, Philip Johnson, Ritchie & Fiore Architects, New York



GREATER SHANGHAI COMPLEX COMPETITION.
Philip Johnson, Ritchie & Fiore Architects
Project Team: Alan Ritchie, David Fiore, Nick Buccalo, Douglas Alligood, Ling Li
Rendered in ArchiCAD by Nick Buccalo/The Drawing Studio, NY

So much of our work is done on computer these days, that the choice of CAD software becomes critical to the overall efficiency of the office. We chose ArchiCAD so that the entire office can standardize under one system. Since our approach is to have the senior staff do as much of the 'hands on' work as possible, an integrated software allows them to spend more time on project management and less time on system management.

With hand drafting or other software, presentation, schematics and design development documents typically are not usable when the next phase begins. By contrast, using ArchiCAD, senior staff can begin the work on the computer by quickly generating sketches, square footage allotments, programming, cost estimates, etc. for a variety of schemes. These same drawings can be used throughout subsequent phases of the project.

The Shanghai Complex Competition was definitely a situation where a small project team was able to produce a large quantity of high quality presentation drawings in a matter of days. Any other method of approaching the project would certainly have taken several more people, and we would have had to scale back our presentation.



Available for **Windows 95**, Windows NT, and Macintosh, ArchiCAD has been named as the "Editors' Choice" for best CAD software by both Computer Graphics World (1995) and MacUser Magazine (1994). CADD and the Small Firm (BSA) has given ArchiCAD its highest rating 5 years in a row and calls ArchiCAD, "the best architectural CADD software for small to medium-size design firms."



"With ArchiCAD, senior staff can begin design work on the computer. We found that the software 'thinks' like an architect."

David Fiore, Principal
Philip Johnson, Ritchie & Fiore Architects,
New York

GRAPHISOFT®



For a reseller near you call 1-800-344-3468

Graphisoft and ArchiCAD are registered trademarks of Graphisoft R&D Software Development, Ltd.

Circle 32 on inquiry card



1986



1987



1988



1989



1990

**DID YOU KNOW XEROX
HAS BEEN MAKING
COPIES SINCE 1986?**



1991



1992



1993



1994



1995



1996

It might surprise you that the printing technology in Xerox's "current" 2500 copier line was actually introduced 10 years ago. A mere replica of the past. Which is why you need to know about what's new at Océ.



Introducing the Océ 7050 Family. Simply superior technology.

You'll see the Océ difference instantly: instant copying with no warm-up time. Our new technology also means simplified controls. Superior vellums. And cleaner, quieter operation on far less energy. Want to add the convenience of unattended copying to all those advantages? Right now, you can step up and save a remarkable \$3,000 on the Océ 7055 with automatic roll feed and original document retention. Just trade in your old technology copier for a bottom line cost as low as \$8,500. (That's

only \$297 a month on a lease/purchase plan.)* But you'd better hurry. Call your local copier reseller or

Océ-Engineering Systems at 1-800-714-4427. **Smart solutions in copying, printing, plotting and scanning.**



Circle 33 on inquiry card

© 1996 Océ. Océ-USA, Inc.

*Some restrictions apply. Subject to availability. Offer valid through August 31, 1996.

Building Types Study 736/Record Houses 1996

RECORD HOUSES 1996 marks the beginning of a new era. After 40 years of publishing the annual issue—the highlights of which are compiled in a book to be released this fall by Harry N. Abrams, Inc.—now comes an alter ego: a CD-ROM featuring this month's houses and produced with Graphisoft, U.S., Inc. It's the ultimate house tour. (The CD-ROM will be available next month for \$19.95. To order call 212/512-4635.) While RECORD HOUSES, the magazine, was originally conceived to show that Modern houses are, in fact, livable, its main purpose remains true to what its first editor, Herbert L. Smith, Jr., wrote in the debut issue: "...recording and stimulating design progress." "A business card coming out of the mountains," is how 34-year-old Wendell Burnette (cover and pages 94-101) describes his own house outside of Phoenix, his first solo project. After nearly 11 years of working with Will Bruder, Burnette is opening his own office, and his house had, in addition to providing shelter for his family, a heavy burden to bear: "I needed to show potential clients what I was about," says Burnette. For architects who have produced many houses during their careers, each new one provides a unique opportunity to explore site, program, materials, and more. The weekend getaway that Peter Gluck built for his family proves that architects can be their own most challenging clients (pages 84-89). Mark Mack, who was born in Austria and now lives in Los Angeles, did what he calls his "most Californian house" in, of all places, Reno, Nevada (pages 72-79). Given the restrictions of low-income housing that he's grown accustomed to, Rob Quigley made an easy transition in scale and financial realm in his Capistrano Glass Beach Houses (pages 106-113). The simple forms and immaculate detailing of Richard Gluckman (pages 102-105) and Carlos Jimenez (pages 90-93) imbue their work with a timeless quality. In their projects, Miller/Hull (pages 80-83) and Patkau Architects (pages 114-117) show that forested, rocky sites, like so many domestic dreams, are highly buildable. *Karen D. Stein*

*Manufacturers' Sources
listed on page 118*

Showing off Art in the High Sierras



*Mark Mack interprets the courtyard house,
creating indoor and outdoor spaces that
work for both people and art.*

*Stremmel House
Reno, Nevada
Mack Architects*



It started with the site—nine acres of rugged, arid hills offering spectacular views of Reno and the Sierra Nevadas. “It was so unprotected, so open,” remembers architect Mark Mack, of his first visit to the site with his clients Peter and Turkey Stremmel. “I was reminded of a simple shed standing alone in the desert,” says Mack.

Mack’s initial idea was to build a large prefabricated structure—a giant shed—and then insert various blocks underneath it, articulating each function according to its needs. During the design process, the shed evolved into a great hovering element that was part roof, part trellis, part breezeway. Like this unconventional sheltering device, the house as a whole uses fresh—but economical—means to link the outdoors with the inside, to interpret the traditional courtyard house, and to create interiors that work both as grand spaces for Modern art and as casual rooms for family living.

Respecting the rugged character of the site, the architect cleared just a small portion of it for a rectangular plinth on which to build the house. Within the confines of the concrete plinth, the right angle reigns supreme—even landscape features such as a reflecting pool and small grassy areas follow strictly orthogonal lines. Beyond the house’s platform, the irregular realm of nature takes over. A clear distinction is also made between the front of the house, which faces east to the city, and the back, which turns toward a private courtyard. The main entrance, though, is placed on the north side, which establishes a strong processional axis through the house, but takes an important function away from the front of the building.

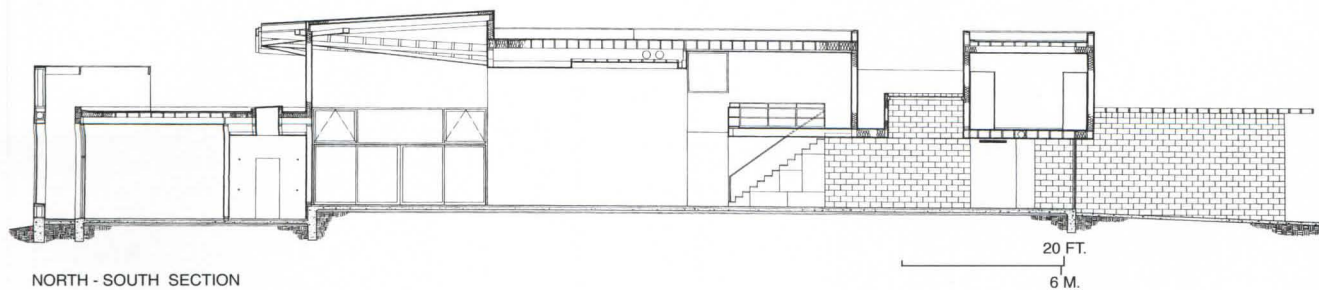

Although attuned to its northern Nevada setting, the Stremmel House shares some characteristics with the Austrian-born Mack’s

work in his adopted state of California. “I like to joke that this is my most Californian house,” says Mack. A strong relationship between indoors and out and an open floor plan are hallmarks of Modern Californian design that also play important roles in the Stremmel House. Indeed, every room of the house has direct access to the outside and the large living spaces flow one into another without interruption. Emphasizing the link between inside and out, Mack designed courtyards and patios as outdoor rooms, going so far as to include a fireplace and hanging pendant lights in the covered yard just outside the dining room. At the same time, he used many “exterior” materials, such as concrete block and corrugated metal, inside the house.

The clients, who own an art gallery in Reno, wanted a house that would also be a showcase for their collection, which includes many large Modern pieces. As a result, the main living areas are big rooms with 18- to 24-foot-high ceilings, generous wall space, and a combination of track and spot lights that wash walls and key on individual pieces. While rich colors are used on the exterior of the house to break it down into smaller blocks, a more muted palette is employed indoors to provide a backdrop for the Stremmel’s art collection. A wood-frame structure with some steel and a few concrete-block walls, the house is built on a concrete slab and has radiant heating.

At 7,000 square feet, the house is big. But because it’s a set of a few large spaces, rather than a warren of small ones, the house isn’t overwhelming. After a year in the house, the Stremmels and their daughter are still discovering new things about it. “It keeps changing depending on the time of day and month of the year,” says Peter Stremmel. “In most houses, you tend to gravitate to one or two rooms after a while. But we use every bit of this house.” *Clifford A. Pearson*

© Richard Barnes photos







While most of the 7,000-square-foot house stretches along one floor, a study sits on a mezzanine overlooking the living room (left bottom). The only other second-story space is a guest room above a small den near the entrance (not shown).

To weave together indoors and out, Mack brought exterior materials inside. For example, concrete blocks with colored cinders form a wall in the entrance foyer (left), while colored and sealed squares of concrete serve as the floor in all of the public rooms. Walls in the living and dining rooms are dry-wall treated with several coats of subtly colored plaster. In the dining room, the corrugated-metal roof is exposed and hung with spot lights that recall the stars outside (opposite). Floor-to-ceiling glass in the living and dining rooms bring in views of the valley and the mountains to the east (left bottom).

The spacious living areas were designed to display the large Modern artwork that the Stremmels collect and sell. A cast-bronze horse by Deborah Butterfield stands along the entry axis, while a striped ceramic "dango" by Jun Kaneko anchors a corner of the dining room (left top). The large painting in the dining room is by Richard Larson (opposite).







A study loft provides a quiet retreat, while maintaining visual connections to the living areas and the outdoors (left).

In plan, the house is organized into zones with varying degrees of privacy. In general, the public spaces, such as the living room (opposite) look onto the city and the mountains beyond, while the more private areas, such as the bedrooms, kitchen, laundry, and family rooms feed onto a grassy courtyard with its own lap pool.

Credits

*Stremmel House
Reno, Nevada*

Owners: Peter and Turkey Stremmel

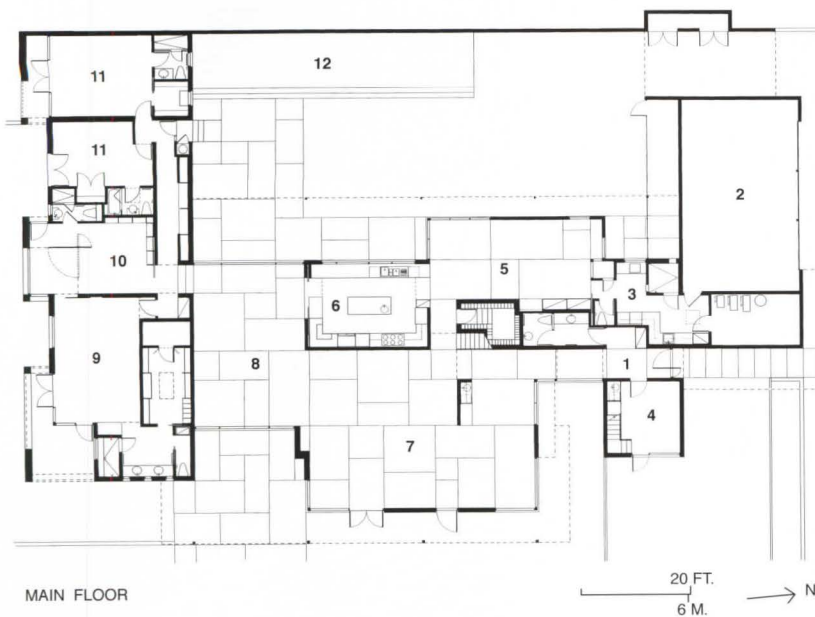
Architect: Mack Architects—Mark Mack, principal; Robert Flock, project architect; Gloria Lee, Tim Sakamoto, Robert Does, project team

Architect of Record: Leo Parker

Engineers: Parker/Reznik (structural); Fricke Engineering (septic & soil)

Consultants: Peter Walker (conceptual landscape design); Terri Hunziker (interior design)

General Contractor: Michael Doherty Construction



1. Entry
2. Garage
3. Laundry
4. Guest
5. Family
6. Kitchen
7. Living
8. Dining
9. Master bedroom
10. Den/exercise
11. Bedroom
12. Lap pool





Island Retreat Fits Rocky Site

*Island House: Tikamaga
Decatur Island, Washington
Miller/Hull Partnership
Architects*

Clinging to a rocky point on one of the San Juan Islands, this house by the Miller/Hull Partnership serves as the weekend getaway quarters for a family of four, with a backup-studio for the graphic-artist patriarch. His studio is quiet, private, and separated from the house, but is fully wired to his main office in Seattle, so that two-day weekends may easily be stretched into three. The house is not untraditional for the region, except for its response to an unusual site condition, its use of indigenous woods, and its special detailing, intended to resist wood's tendency to decay rapidly in this climate.

To preserve the natural beauty of the island, the views and trees, landowners may only build within a 100-foot-diameter circle on their lots. This geometry problem established the unusual layout of the house: the main portion of the house is angled away from the studio to keep it within the limit. A walkway from the access road terminates at the glass-covered porch separating the main house from the studio and guest room—its central location a reflection of its importance as a place for family gatherings and socializing. A large, glazed barn door that covers the entry-side of the porch can be pushed open to catch a cross-breeze, or closed during inclement weather.

Building materials were delivered by barge. The house is constructed mainly of woods indigenous to the Northwest: cedar board-and-batten siding and shingles, hemlock ceilings, and fir trim, casework, and structural members. All are stained in colors that reflect the gray and orange stands of madrone trees on the site (right). The open kitchen, dining, and living room, which flows out onto the upper deck, reflects the weekend home's informality. Upstairs every possible inch of space has been used to its best advantage.

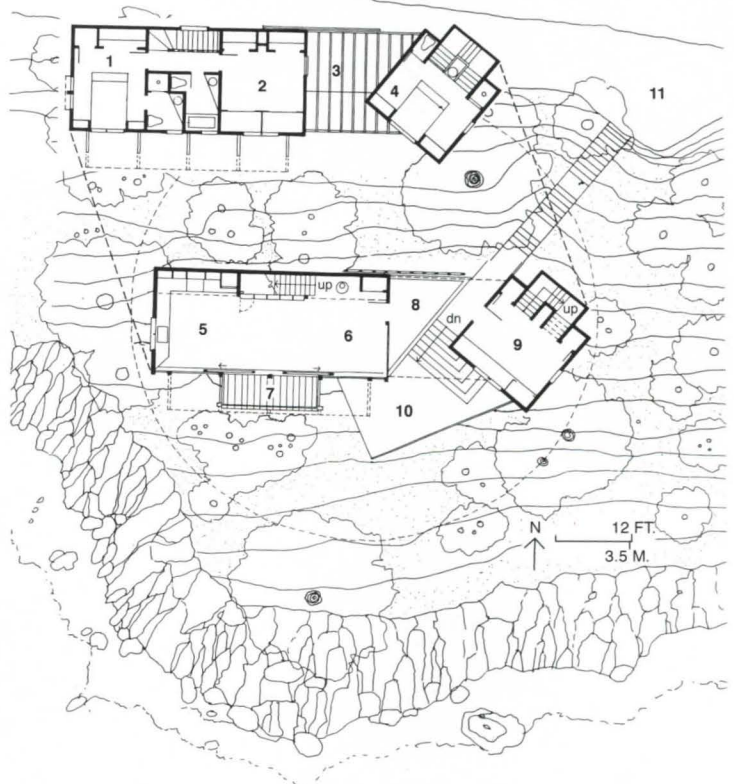
The detailing is simple and elegant. For example, the double sliding-glass doors that lead to the upper deck, and the windows on each side, have no exposed headers, and no exposed upper track—these are located in the wall above the ceiling, and the doors suspended from track hidden in a slot. The upper deck itself is detailed with similar thoughtfulness—the braces and columns that support the roof above are secured by pinned joints rather than shelf angles, so the wood can drain rather than rotting away in the rainy climate. The same brackets also carry tension rods that support a steel pipe that carries the far end of the deck. "It's always harder to make these details work than one thinks," says architect Robert Hull, "but they have a useful purpose." *Charles Linn*

Two views of the house from the water (opposite and right above) show the angled relationship between the main part of the house and the studio/guest room. The dashed circle on the plan indicates the lot's construction limit. The limit is intended to preserve views for other houses in the area, and to keep too many trees from being removed.

1. Master bedroom
2. Children's room
3. Glass porch roof
4. Guest room
5. Kitchen/dining
6. Living room
7. Upper deck
8. Covered porch
9. Studio
10. Lower deck
11. Access road



© Chris Eden, Eden Arts photos





The glass-roofed porch (right in top photo) is sited at an angle from the house in order to make the entire structure fit into the lot's 100-foot-diameter building limit. The glazed barn door can be rolled open or closed according to weather conditions.

In the master bedroom (bottom left) every inch has been used to its best possible advantage—much space has been devoted to storage in closets and nooks. The headboard (foreground, below left) contains a built-in storage space, and supports a pair of reading lamps. The bed is oriented to give it a view of the water.

The color palette of the materials chosen for the house—the orange fir; hemlock ceiling, and gray-stained cedar siding—is derived from the orange and gray bark of madrone trees

found outside the house. In order to keep the living and dining room (opposite, and wall section) as open to the view as possible, the door headers and sliding door track were concealed above the ceiling line. The T-shaped brackets allow water hitting the structural members to drain, so that rotting of their ends does not occur. The diamond-shaped light fixtures in the ceiling were custom-designed by Miller/Hull.

Credits

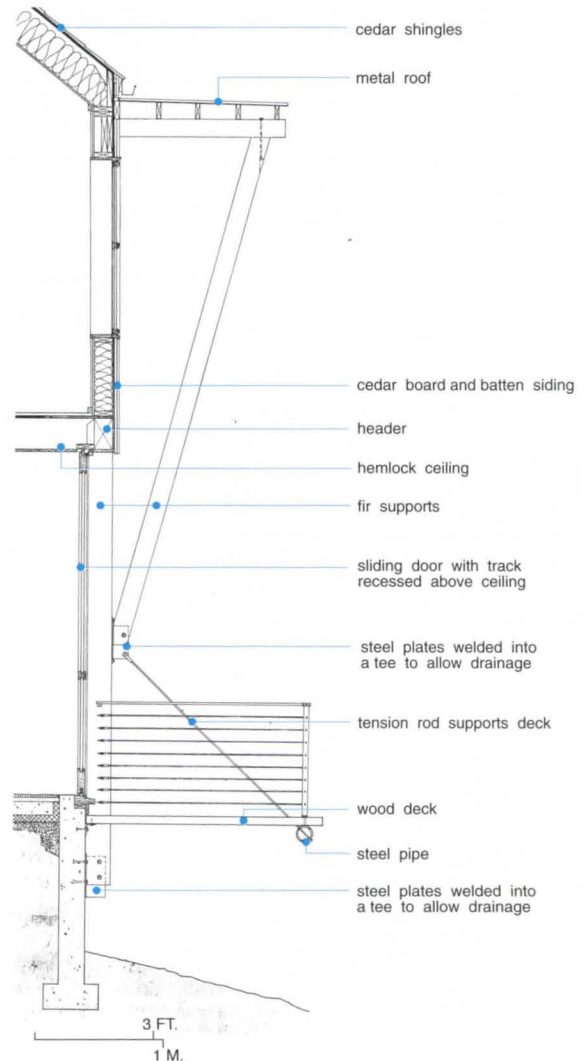
Island House: Tikamaga Decatur Island, Washington

Owners: Tim Girvin and Kathleen Roberts

Architect: Miller/Hull Partnership—Robert Hull, partner-in-charge; Victoria Carter, project architect

Engineer: C.T. Engineering (structural)

Contractor: Avery Builders





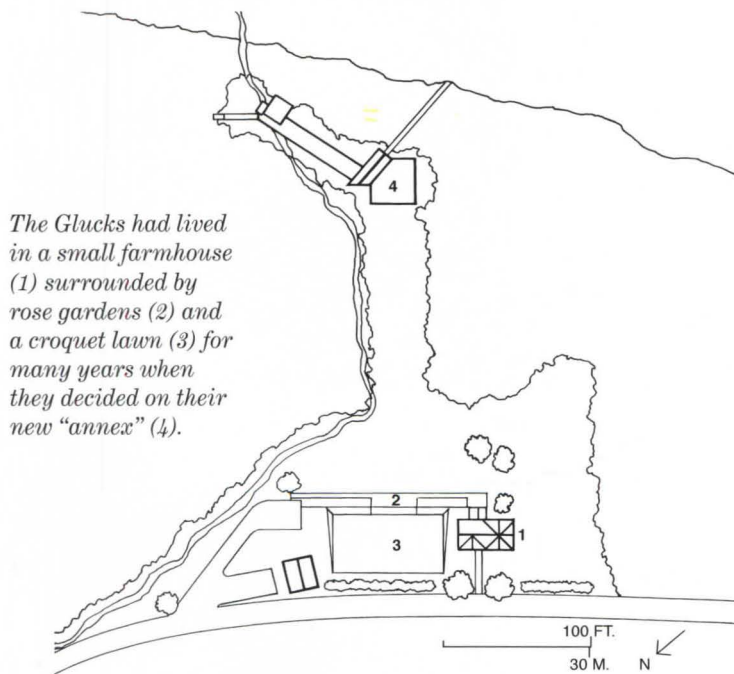

Annex Supports Varied Pursuits

*Bridge House Retreat
Olive Bridge, New York
Peter Gluck and Partners, Architect*

For architect Peter Gluck's family of four, its new 3,000-square-foot annex to a much smaller nearby house (site plan below) embodies more than simply expanding a weekend retreat. It shows how to accommodate a unified group of people's differing needs in a single location. "We spent a lot of time rethinking how we live," says Gluck, talking about the maturing family's increasingly diversified pursuits and habits, not to mention its widening circle of friends and acquaintances. Their traditional little farmhouse in New York's rural Catskill Mountains, which had served well for 20 years, had begun to burst at the seams with too many activities and people.

Nor did the formal character and gardens lend themselves to the extensive, innovative addition the family had in mind. Instead, Peter Gluck and son Thomas chose a site far up an allée through the woods toward the back of the 18-acre property where they could freely experiment with new ideas about planning, massing, and construction. They had several criteria:


- The family's guests and two younger members could live and work independently, for as long as they liked, and come together only when they pleased, in a large welcoming common area. The result (projected plans, following pages) was a large multi-use space housing varied functions on several levels and a wing containing four tightly planned dormitory-style rooms plus one larger bedroom. Each room in the wing has a desk, ample storage, and computer hookups where, as Peter Gluck puts it, "the studios can explore the libraries of the world, while others go skiing, hiking, or rafting."
- The new building would respect the original house's character, but take full advantage of a natural wooded site—a transitional spot



The Glucks had lived in a small farmhouse (1) surrounded by rose gardens (2) and a croquet lawn (3) for many years when they decided on their new "annex" (4).

© Paul Warchol photos







between the old lawn and the trails in the untamed woods high atop a rock ledge beyond. To accomplish this dual role, the white symmetrical facade of the multi-use block was built to resemble a folly when viewed from the distant house, while the rest of the structure becomes more and more informal as it disappears into the woods.

• The structure would be a composite of many innovative materials, forms, and construction techniques. This was affordable only because Thomas Gluck took two years to build it himself with the help of a carpenter and an assistant.

The rectilinear multi-use space (this page) has heavy post-and-beam framing, exposed on the interior by Gluck's attaching insulated wood-stud curtain walls to the outer face. The exterior finish is 5/16-inch concrete panels with a 1 1/2-inch airspace behind to further block solar-heat gain. Roof framing is an inverted king-post-truss system of log-support compression members suspended from the outer framing by 3/4-inch tensile cables. Foundations were built on compacted soil with a surrounding dam to drain away ground water runoff from the ledge. The elevated bedroom wing bridges a stream and gives occupants tree-top views. Clad in corrugated aluminum-and-zinc-plated steel, it is likened by Thomas Gluck to a railroad car complete with pull-down bunks. This wing stands in the air on columns laterally stabilized by bracing cables sunk into deep concrete pads that taper from 12-foot square at their base. Bridges extend the house out into the woods, including one 85-foot long stretching from the roof terrace over the multipurpose space. *Charles K. Hoyt*

Credits

*Bridge House Retreat
Olive Bridge, New York*

Owners: Peter and Carol Gluck

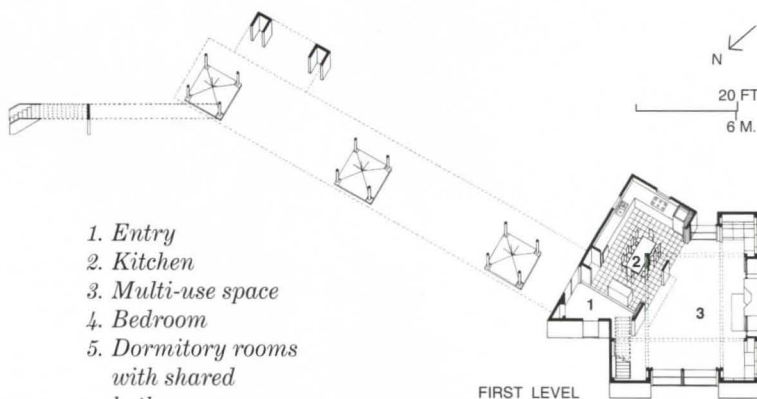
Architect: Peter Gluck and Partners—Thomas Gluck, designer

Engineer: Ruderman Associates (structural)—Michael Theiss

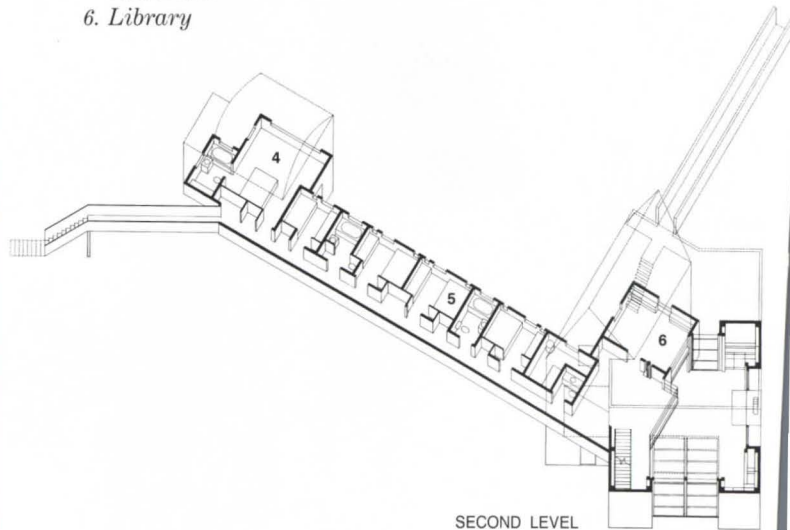
Builder: Thomas Gluck



The multi-use space (right in plan) includes overlooking balconies designed to house a study and pool table on the second level and a studio for the senior Glucks on the third. The angled walls in the basically rectilinear box are created by superimposing a conventionally built gabled building with cedar siding (dotted lines, lower plan). The mahogany windows were built by Thomas Gluck on site. Seven-foot-square sections rise easily, counterweighted by bricks sliding on steel rods.



1. Entry
2. Kitchen
3. Multi-use space
4. Bedroom
5. Dormitory rooms with shared bathrooms
6. Library





Texas Two-Step

*Lott House and Guest House
Houston, Texas
Carlos Jimenez Architecture
Studio, Architect*



Carlos Jimenez's architecture abides by Willa Cather's maxim that art should simplify. It's been nearly 20 years since Jimenez moved to Houston from his native San José, Costa Rica. During that time (first as a student and since 1983 as head of his own small firm) he has consistently refined his approach to program, site, and form—so much so that the end result—the building—has about it an air of ultimate purity. A city known as an architectural free-for-all due to a lack of zoning restrictions and a tepid landmark-preservation policy ironically has proven an ideal setting for an architect in search of the lost values of simplicity and permanence.

His reputation in his adopted home was, until recently, based largely on the many houses he has done there: 16 (with five more sprinkled around the state and country). When he completed the Central Administration and Junior School Building at Houston's Museum of Fine Arts [RECORD, January 1995, pages 70-77], a 60,000-square-foot administrative and teaching facility, over a year ago, it was clear he had mastered a larger scale. And, as part of an arts campus with a masterplan by Venturi, Scott Brown & Associates, an original museum by Mies van der Rohe, and new gallery space by Rafael Moneo planned for a 1999 opening, he is clearly no longer a house architect in the public eye. Though if Jimenez has his way he will always be doing houses, and more, because it is the mix of building types that has taught him to reconcile seemingly conflicting impulses.

"To respect intimacy without sacrificing public presence," says Jimenez of his self-imposed challenge. "As an architect you need both great proximity and a perspective."

The constant shift between small-scale detail and public stature shows in this house, located on one of Houston's tree-lined boulevards. In organizing the 60-foot by 135-foot lot, Jimenez was guided by client Marley Lott's desire for a two-bedroom house—"first, he asked me to tell him the *least* that I wanted," recalls Lott of the programming process. A separate guest house was quickly incorporated into the scheme because, Lott reports, the architect also "asked me what was my one luxury."

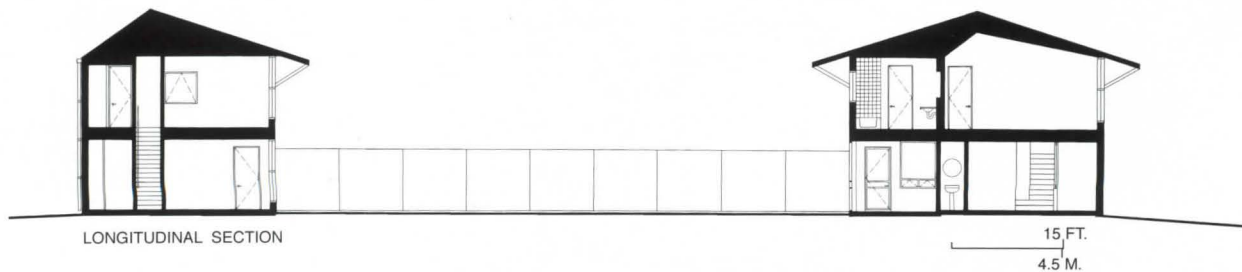
To provide a sense of place in neighborhood in flux (a house next door was recently replaced by four units), Jimenez made the only governing architectural rules—the setback requirements—into the outline of the house (30 feet from the main street, 10 feet from the west side and 5 feet from the east), and of the guest house and carport (same side setbacks and 10 feet from the back alley). While giving order to the compound, the scheme frees the center of the site, allowing it to become a miniature grassy mall. "The program is so intertwined with the site," observes the architect, "it's more about discovering a place than making one." "I wanted a place of repose," says Lott. "And he gave it to me." *Karen D. Stein*

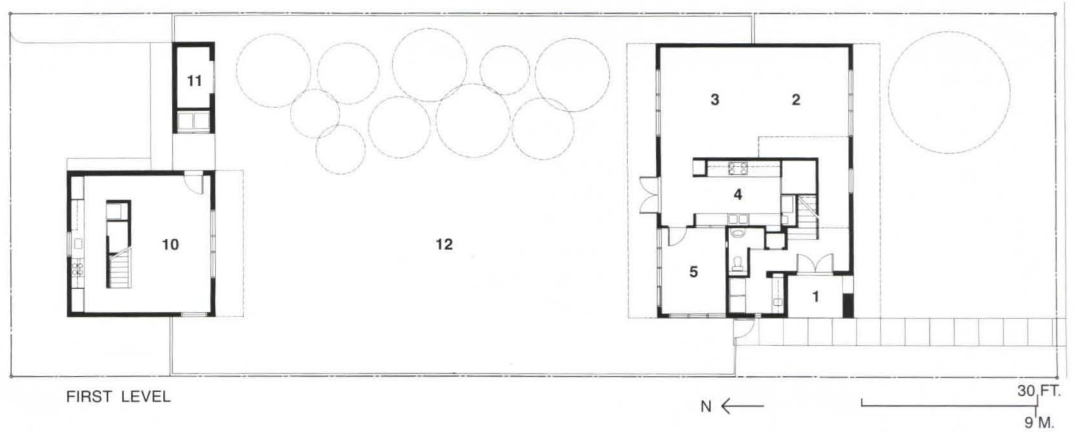


©Hester & Hardaway Photographers photos



The main house faces Houston's famed South Boulevard (top left), lined with majestic oaks, and is entered from a path that leads to the west side of the house. The south side has a screened porch integrated into the main volume (top right). The deep roof overhang of the guest house (opposite) echoes the profile of the main house.





1. Entry
2. Living room
3. Dining room
4. Kitchen
5. Porch
6. Master bedroom



For Jimenez's direct esthetic to come off as poetic and not simple-minded, the detailing of joints has to be virtually invisible. Toward that end, he ranked finishes, balancing use, visual effect, and cost—in his words "calibrating the choice of materials." While Jimenez used maple on the floors upstairs, concrete floors were left raw downstairs to afford operable steel windows throughout. These provide a crisp edge to the exterior brickwork and generous cross-ventilation inside.

Credits

*Lott House and Guest House
Houston, Texas*


Owner: Marley Lott

Architect: Carlos Jimenez
Architecture Studio—Carlos
Jimenez, principal-in-charge;
Robert Fowler, Mason Wickham,
Eric Batte, project team

Engineer: Structural
Consulting Company—Jon
Monteith, Ciarinn Higgins,
project team

Consultants: Carlton Cook
Company (custom
furniture/cabinetry); Rosa
Finsley (landscape)

General Contractor:
Anderson Builders



SECOND LEVEL

- 7. Library
- 8. Bedroom
- 9. Study
- 10. Guest house
- 11. Car port
- 12. Garden

House Hovers Over Desert Site

*Burnette Studio/House
Sunnyslope, Arizona
Wendell Burnette Architect*

Colored fields caught in cruciforms of steel tint the desert “Mondrian” Wendell Burnette has built for himself and his family in the Sonoran desert near Phoenix, in Sunnyslope, Arizona. He started with basic materials often found in commercial construction of the lowest order: masonry, steel, concrete, and glass, and transformed them into a finely detailed home that seems to hover over the desert landscape.


Burnette started with a small, quarter-acre site in an unfashionable part of town. Because it was north of the irrigated areas that used to fill the Valley of the Sun and is thus free of pollen, Sunnyslope originally was developed as a haven for patients with tuberculosis and other respiratory problems. In the 1950s, it turned into a slightly seedy, but adventurous “anything goes kind of Modernist neighborhood,” as Burnette puts it; “a place where everything looks to the views and ignores the street. I like to think of it as the Hollywood Hills of Phoenix.” This particular site had a “scar”—an abandoned road that marred the delicate ecosystem of the desert.

The scheme used by Burnette to create the 1,160-square-foot home he shares with his wife Debra, a landscape designer, and Robert, their 15-year old son, was what he calls a “band-aid” over that left-over mark. Occupying the roadbed and not much else, the 16-foot slot of the house touches down lightly on the desert floor: two footing lines support the north and south concrete block walls, and poured-in-place concrete-floor slabs are suspended between them. There was little other excavation: one cut into the earth to accommodate the master bedroom, set into the desert floor to the rear of the property, and another beneath the central courtyard to create a shallow pool for evaporative cooling, complete the \$1,500 worth of grading work Burnette did with a back-hoe.

“I like to think of the walls as monoliths, a little like Stonehenge,” Burnette explains. The south wall comes in eight-foot sections, while the north wall has a four-foot rhythm. This creates patterns of light, while blocking out the direct sun and views of hodgepodge neighboring structures. As with Le Corbusier’s Villa Savoye, one drives along the old road between these walls and right into the house. Entry is under a floor slab via a small courtyard, where steel stepping platforms lead to a living area over the carport, or up a step-ladder-like construction onto a second slab with two bedrooms.


“I am a detail-oriented kind of guy,” Burnette admits, “but it is the details that make a good space.” Trained at Taliesin and otherwise “self-taught” during a decade as a designer in the office of local architect Will Bruder, Burnette claims to be carrying on the traditions of Frank Lloyd Wright, “who didn’t just make pretty drawings, but started a tradition of innovation here that is his real legacy.” The result is an absolutely minimal marvel of simple forms that make a fit frame for the desert Southwest. *Aaron Betsky*

© Bill Timmerman photos



Rather than creating an isolating capsule, architect Wendell Burnette designed a “desert canyon hike” that moves you between shading walls and water to a high place where you can capture a view over the desert. The house appears to cantilever both horizontally and vertically, so that it lifts up off the rocky jumble on the desert floor.



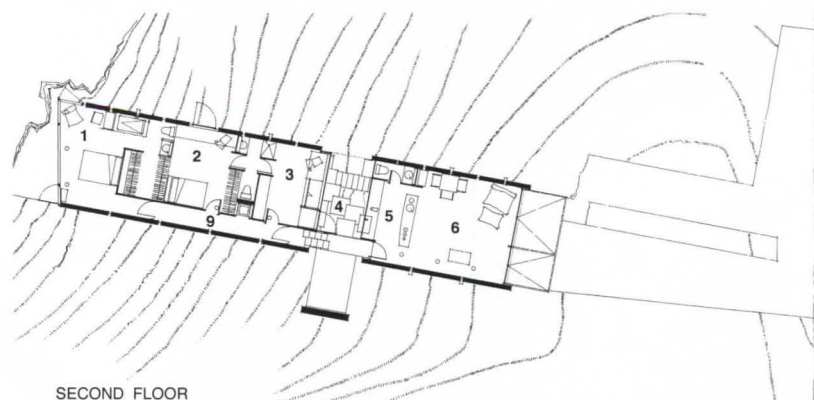


The "monoliths" that frame this desert house are actually a hybrid. Conventionally-reinforced concrete block was laid up to the first floor, and topped by a locally-produced H-shaped super-lightweight block that was vertically post-tensioned. The wall has an R-28 heat-resistance rating. "It's a single-stroke solution: thermal, structure, inside and outside finish," says Burnette.

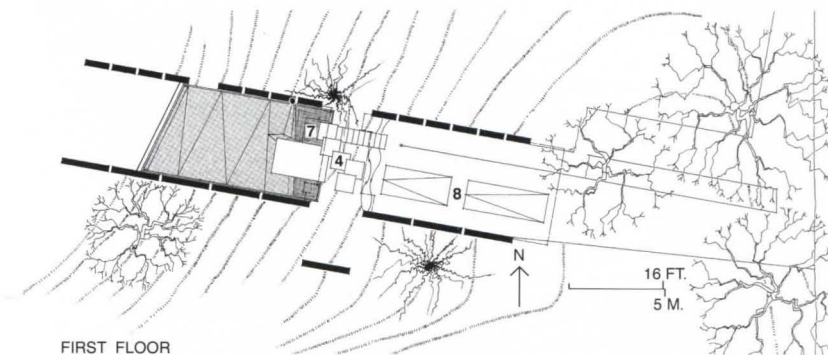
The perpendicular walls (right) are either tinted or clear glass. Burnette achieved the colors by using on-site auto-glass-tinting technology "so that I could control the color and degree of privacy." A deck (opposite) shades an entrance courtyard that serves as the bridge between public and private spaces.



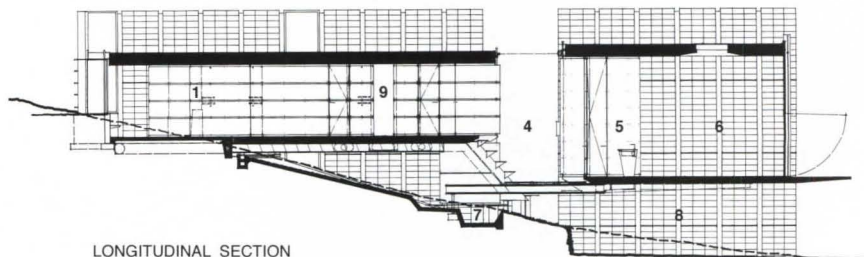
1. Master bedroom
2. Bedroom
3. Studio
4. Entry court
5. Kitchen
6. Living room
7. Evaporative pool
8. Car port
9. Corridor



SECOND FLOOR



FIRST FLOOR



LONGITUDINAL SECTION









The slots (left top and opposite) provide slivers of the view to the sides, while acting as a "sundial" that makes one aware of the time of day "even when you're brushing your teeth or taking a shower."

The interior wall panels were originally the formwork for the roof slabs. To maximize space, all walls that run parallel to the concrete block screens are only three inches thick: they are made of plywood panels and supported by a cable-stay system. The medium-density overlay plywood has a kraft-paper-like finish that leaves a smooth-faced finish on the concrete. When cleaned and sealed, it takes on a gloss like "the varnish of hundred-year old leather." None of the steel was sandblasted, and all connections are clearly visible.

"All the materials came to site and then we erected them," says the architect; "we didn't do anything to them." All electrical outlets and conduit became part of the carefully-studied interior elevations.

Credits

*Burnette Studio/House
Sunnyslope, Arizona*


Owners: *Wendell and Debra Burnette*

Architect: *Wendell Burnette*

Consultants: *Turley Scott Consulting—Paul Scott (structural); Roy Otterbein (mechanical); C.A. Energy Designs—Charles Avery (electrical); Debra Burnette (landscape)*

General Contractor:
Wendell Burnette





Rural Icon Dares to be Simple

*Rural House for an Artist and a Writer
Nova Scotia, Canada
Richard Gluckman Architects*

When a building is as straightforward as this house in Nova Scotia, there is no margin for error. Every false move—whether it be a badly executed joint or an awkwardly proportioned window—sticks out like a “Kick Me” sign on a pinstripe suit. There’s no place to hide that ugly drain pipe or those poorly conceived sill details. Simplicity, it turns out, is remarkably difficult to pull off. This second home for an artist and a writer does it, but in the process, dances dangerously close to the line separating the simple from the obvious. Indeed, the design looks so right that it almost takes on the aura of an icon: the prototypical farmhouse that children draw in crayon or the house on a maple-syrup label (bottom right).

Through his work on a host of art galleries in New York City, Richard Gluckman had known the clients for many years. Before discussing the program or anything else about the commission, the clients spent a week with the architect traveling around Nova Scotia, photographing and measuring local barns, farmhouses, and other vernacular structures. “It was the simplicity of means in the models that generated the design of the house,” rather than any one particular model, explains Gluckman. On subsequent trips around the peninsula, the clients (who are husband and wife) bought a few ruined barns and salvaged their sandstone foundations for use in their house. Eventually, these large rugged stones became important building blocks in the steps, chimney, fireplaces, and retaining walls of the new house. “It’s found architecture,” says the husband.

The site is on the side of a hill about 50 feet from a cliff that drops 150 feet down to the water. Two hundred and fifty acres of wooded land surround the two-acre clearing for the house. While the hillside location offers great views of the water, it has the disadvantage of catching the often brutal winter winds. Even though the house is not the clients’ primary residence, they spend about five months a year there, including some time during the winter.

“The brutal simplicity of the terrain and the place” constantly reminded Gluckman and his project architect Robert White that they shouldn’t get too fancy with the design of the house. “We conceived of it as a simple three-room house with each room occupying one floor,” says Gluckman. While this was not literally done—there is a small study off the bedroom and there are mechanical and storage rooms in the lower-level studio—each floor has the open feeling of being one room. Simple materials are crafted together as if the house were one big piece of cabinetry, says White: African wenge wood for most floors, tongue-and-groove pine boards for walls and ceilings, and Newfoundland slate for the studio floor and entry porch. Where walls touch, where stone meets wood, where ceiling meets wall, everything lines up perfectly. No half boards or odd stones here.


As with the spaces for art he has designed, including the Andy Warhol Museum in Pittsburgh [RECORD, September 1994, pages 74-79], the architecture here is muted so it works with, rather than upstages, what’s on display. But instead of paintings or lithographs, the featured attractions here are the view over the cliff and the sunlight that streams into each room. *Clifford A. Pearson*

© Paul Warchol photos



Designed and built in less than a year, the house is an oasis of domesticity in an unforgiving land (photos). Because the owners live in the house only part of the year and because the weather can be so rough, oak shutters can close up all of the windows.





The architects designed the house “almost as if we were renovating a found structure,” says Gluckman. This meant creating interiors where the simplicity of the spaces, materials, and detailing became the key element in the entire design.

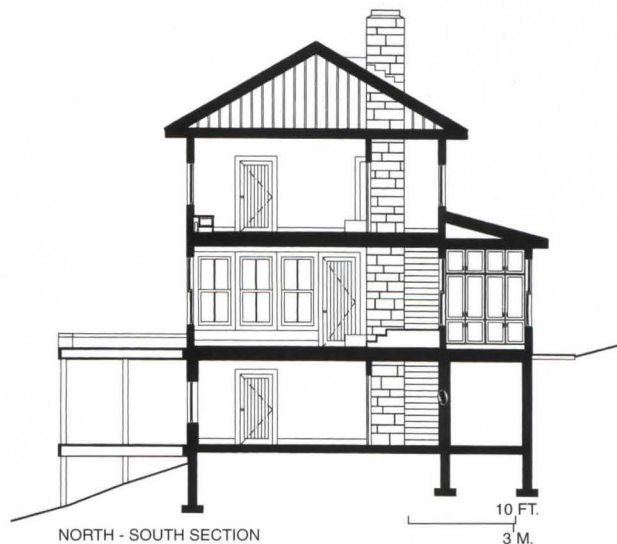
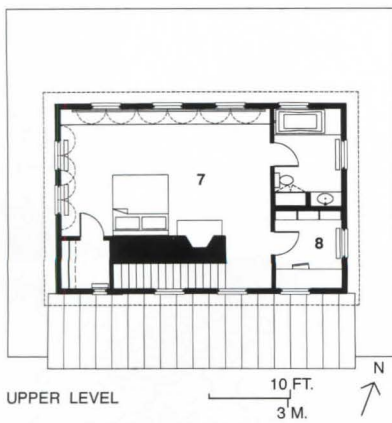
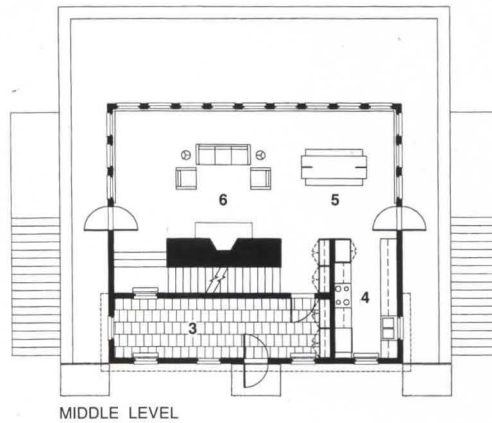
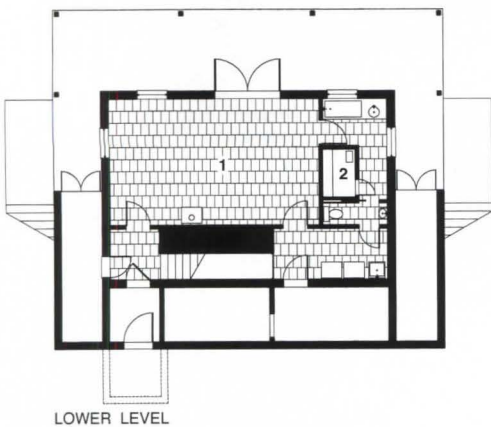
Using the clients’ collection of Gustav Stickley furniture, the architects designed a living room in which the proportions of the windows, the materials, and the light complement the furniture (left). “We worked from the inside out,” says Gluckman. The clients say they find spartan spaces such as the kitchen (opposite) “very pleasurable, though not luxurious.”

Credits

Rural House for an Artist and a Writer
Nova Scotia, Canada

Architect: Richard Gluckman Architects—Richard Gluckman, partner-in-charge; Robert White, project architect; Steven Learner, designer; Patrick O’Brien, draftsperson

Engineer: Janega Engineering
General Contractor: B.A. Watson Construction



1. Studio
2. Sauna
3. Mud porch
4. Kitchen
5. Dining
6. Living
7. Bedroom
8. Study




Beach Comber



*Capistrano Beach Glass House
Orange County, California
Rob Wellington Quigley, Architect*

*A glass beach house defies
convention and the confines
of a narrow site.*





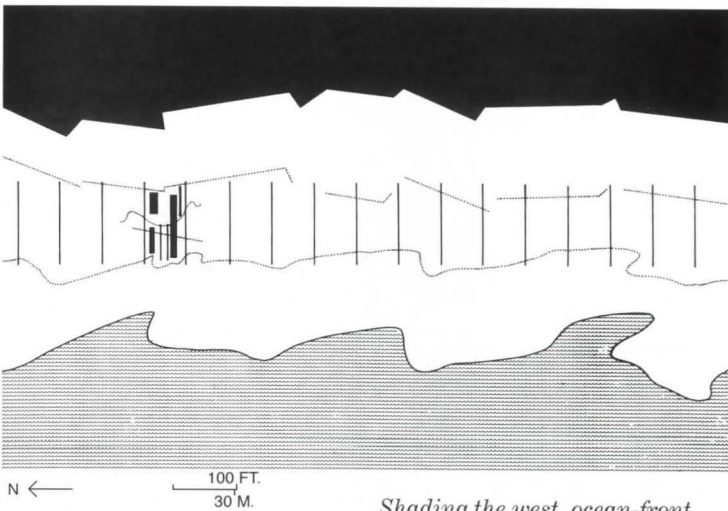

On a strip that was once a hodgepodge of ocean-front wood cottages—mostly weekend getaways for inhabitants of San Diego or Los Angeles—Rob Wellington Quigley has built a full-fledged house of poured-in-place concrete caissons and cantilevered concrete floor slabs that is both kinetic sculpture and retreat. While a weathered bluff nearby offers more prominent building sites at the risk of storm-related landslides, this narrow swath is right along the shoreline, and over the years real-estate prices have increasingly come to reflect its status on the beach. A gatehouse at the beginning of the road monitors all traffic within the mile-or-so-long community, so the air of informal Pacific Ocean beach community is offset by an aura of secluded privilege.

It's that combination of accessibility and aloofness that Quigley has managed to capture in this 3,700-square-foot structure, one of several newcomers to the Orange County enclave. The architect organized the building's mass in a rough U-shape around an internal garden to create privacy from the street. The split personality was developed even further by exploiting the difference in the site from front (along the street) to back (on the beach). Explains Quigley: "East-west oriented planes reinforce the rigid, parallel property lines. North-south elements respond more freely to the primal forces at work on the seashore, assuming soft curves and eroded shapes."


The client, a Los Angeles-based couple, had enjoyed a waterfront, greenhouse-like restaurant in San Francisco, and asked Quigley to duplicate the effect of glass-enclosed spaces while still providing ample wall space for their collection of modern art. "Because it's not wholly logical, the house has a quality it otherwise wouldn't have," says Quigley of reconciling such opposite requirements in the design. What's more, large expanses of glass on a west-facing beach present the added problem of enormous heat gain, which was solved by making the tent-like glass canopy out of double layers of glass with heat resistant properties. (One layer is tinted, with a low-E coating, and the other is tinted and fritted.) "[This is possible] because of new glass technology;" says the architect, "this house would have been impossible to build 10 years ago." While wood shutters and deep roof overhangs provide additional shading, giant pivoting glass doors, retractable skylights, and operable windows tucked into at times improbable locations provide generous cross-ventilation.

Movement through the house follows a carefully choreographed sequence of overlapping outdoor and indoor spaces that "introduces you to the beach slowly and methodically," according to Quigley. The dramatic path is intensified by the confines of the narrow, 68-foot by 150-foot lot. A sense of the unexpected is further developed by the use of materials in surprising ways. Black asphalt shingles, for example, are an exterior cladding along the street (previous pages)—their grainy texture seems at home in the sandy environment. The shingles reappear in the master-bedroom as a decorative wall treatment around the bed.

While Quigley has built a reputation in his adopted home of San Diego as a designer of low-income housing [RECORD, July, 1992, pages 78-83], this project allowed him to explore themes of vernacular construction, technology, and craft on a grander scale. Quigley is outspoken on the critical role of his client—be it community group or private individual—in the design process, going as far as to suggest a program of interactive public workshops when working on a civic building. Quigley defies conventional wisdom that collaboration creates a watered-down design. He says: "Participatory design leads to stronger buildings." *Karen D. Stein*

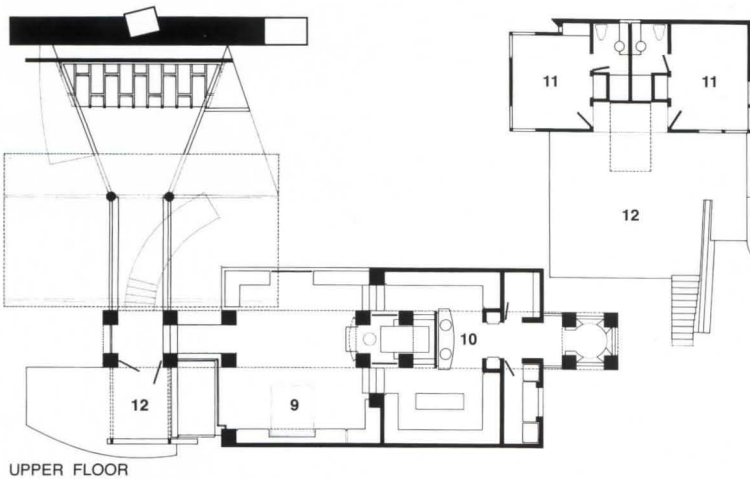


Shading the west, ocean-front side of the house is critical to reducing internal heat gain, so Quigley created a 16 1/2-foot overhang to shield the double-height central space (top and opposite). A sitting room, clad in panels and moveable shutters of stained redwood slats, juts out on the beach. The narrow site (conceptual site plan above) dictated the compressed geometry of the plan.

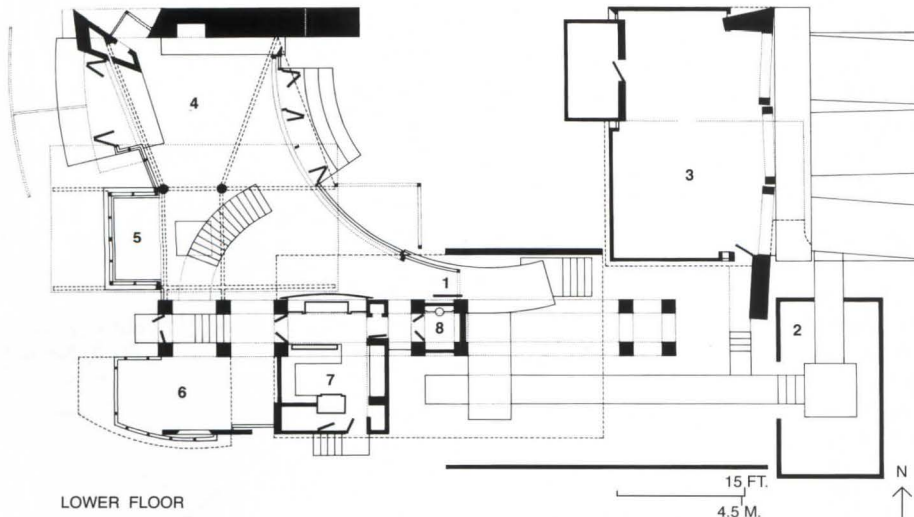


From the street, visitors enter an overlapping series of enclosed spaces (plans below left)—a small vegetable garden, a sandy terrace criss-crossed by concrete walkways, and a tree-lined wedge of grass, a leftover from the yard of the previous house (far left)—that lead toward a two-bedroom guest house over the garage and the main structure (near left).

Mahogany-framed pivoting glass doors open the living area to the interior courtyard, helping to cool the space. In between the exposed reinforced-concrete structure, gray-stained redwood channel shiplap siding was used to recall more casual beach-front cottages, says Quigley. A powdered pigment mixed into the concrete gives it a blueish hue.




UPPER FLOOR



LOWER FLOOR

1. Entry
2. Vegetable garden
3. Garage
4. Living room
5. Sitting room
6. Dining room
7. Kitchen
8. Bathroom
9. Master bedroom
10. Master bathroom
11. Guest house bedroom
12. Deck





On the second floor, windows at both the west and east ends of the house extend a sweeping view from the ocean through the master bathroom (top left) to the street-front garden (top right). Downstairs, concrete walls and translucent fiberglass insulating panels fashioned into a curved shoji screen are backdrop to the client's collection of Modern art (bottom left and right). The sculptural staircase is framed by panels of perforated metal that increase the effect of dappled light in the main space. Two

layers of glass, including fritted panes, reduce internal heat gain and meet California's stringent codes restricting the amount of glass surface area allowed in a structure. In addition, the concrete frame, says Quigley, serves as a "thermal sink" by absorbing heat.

Credits

Capistrano Beach Glass House
Orange County, California
Architect: Rob Wellington
Quigley—Rob Quigley,
principal-in-charge; Catherine

Herbst, project architect; Teddy Cruz

Engineer: Integrated Structural Design (structural)

Consultants: Patrick Quigley & Associates (lighting); Limn Company (interiors/furnishings)

General Contractor: Mark Falcone Contractor—Darren Harper, construction superintendent





Focused by the Landscape

Barnes House
Nanaimo, British Columbia
Patkau Architects, Architect

The Barnes house could be mistaken for an outcropping on its lightly forested, rocky site. Only a razorlike 3/8-in.-thick steel-plate canopy, projecting from the stucco-on-wood frame exterior, hints at a different nature within. The house's apparent introversion seems at first confirmed. Inside the lower-level entrance, below the canopy (opposite), a low window frames a close-up view of the mossy rock cleft within which the house is set. At the top of the stair, the house seems to unfold. A pivoting window wall reveals an outdoor terrace perched hundreds of feet above the 20-mile-wide Strait of Georgia, and expansive views open north to the mainland of British Columbia.

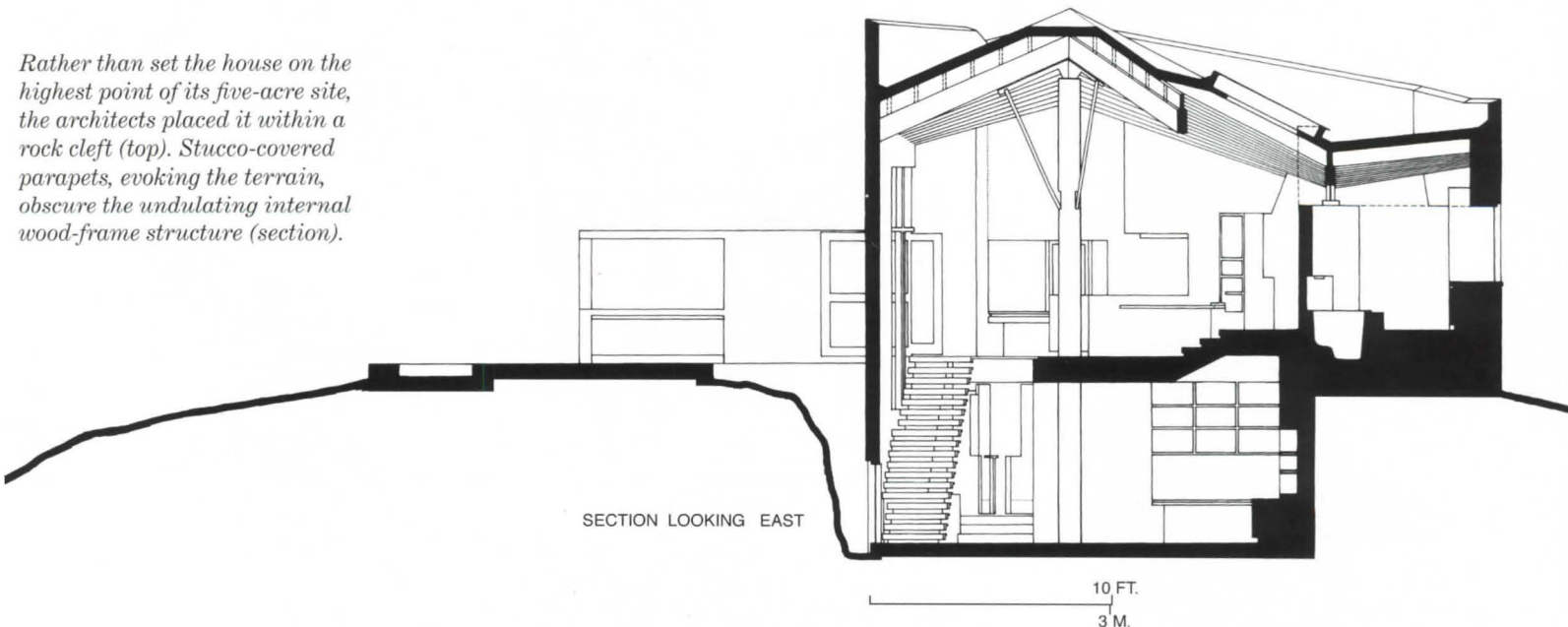
Dappled by sun from the side and overhead, the kitchen, terrace, and dining and living areas flow together, suiting the owners' nature-oriented, informal lifestyle. (Such a lifestyle is well suited to Nanaimo, a timber town turned retirement mecca on Vancouver Island.) The clean lines of the polished-concrete floor, the crisp metal brackets and rails, and the smooth drywall interiors evoke a city loft more than a country house. But these elements are tempered by the unsanded-wood framing and by cabinetry and doors (such as the sliding one, middle right) that surprise in their puzzlelike intricacy.

Satisfied neither with traditional details nor abstract form-making for its own sake, John and Patricia Patkau take a sculptural approach, but consciously permit the pure idea to be "adjusted" by the realities of beam spans, site conditions, and clients' ideas about living. There are no all-encompassing esthetic principles here. That the house feels as if it has evolved naturally from and expresses the uniqueness of the place and its occupants is central to the architect's approach. As John Patkau explained in last year's John Dinkeloo Memorial Lecture at the University of Michigan, they learn by building, sometimes making painstakingly crafted models of completed work, "to find a way from one project to the next, to understand what we are doing, and to somehow build on that to find some form of mature expression."
James S. Russell

Rather than set the house on the highest point of its five-acre site, the architects placed it within a rock cleft (top). Stucco-covered parapets, evoking the terrain, obscure the undulating internal wood-frame structure (section).



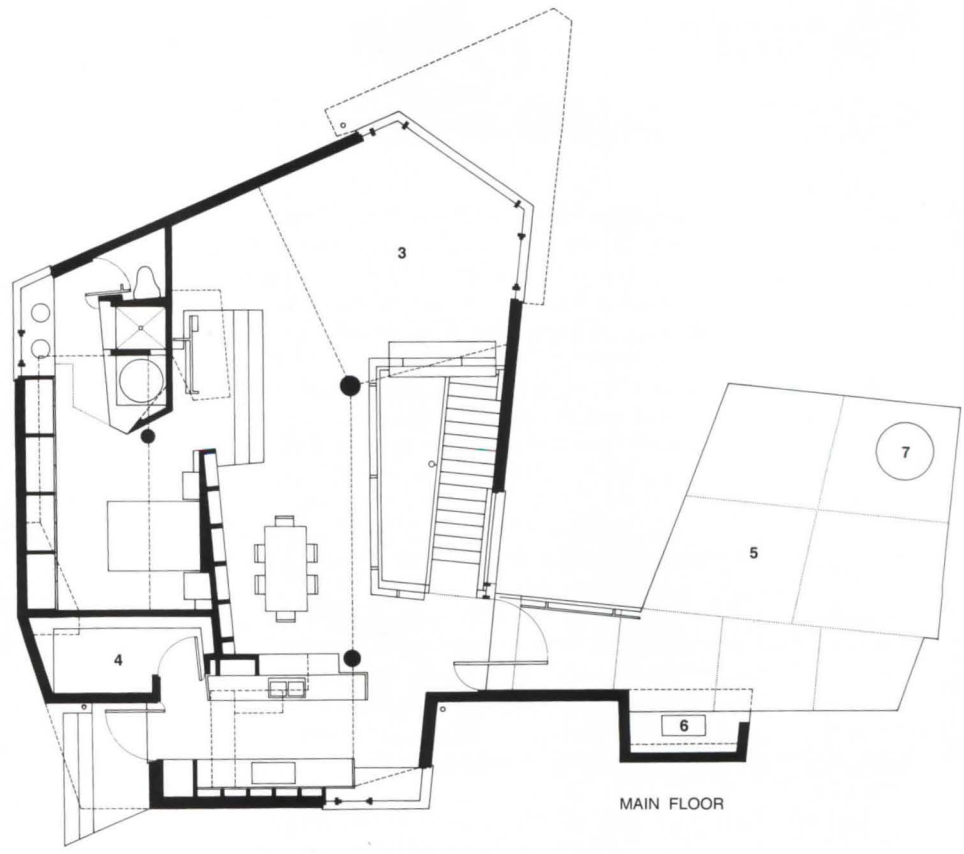
© James Dow photos



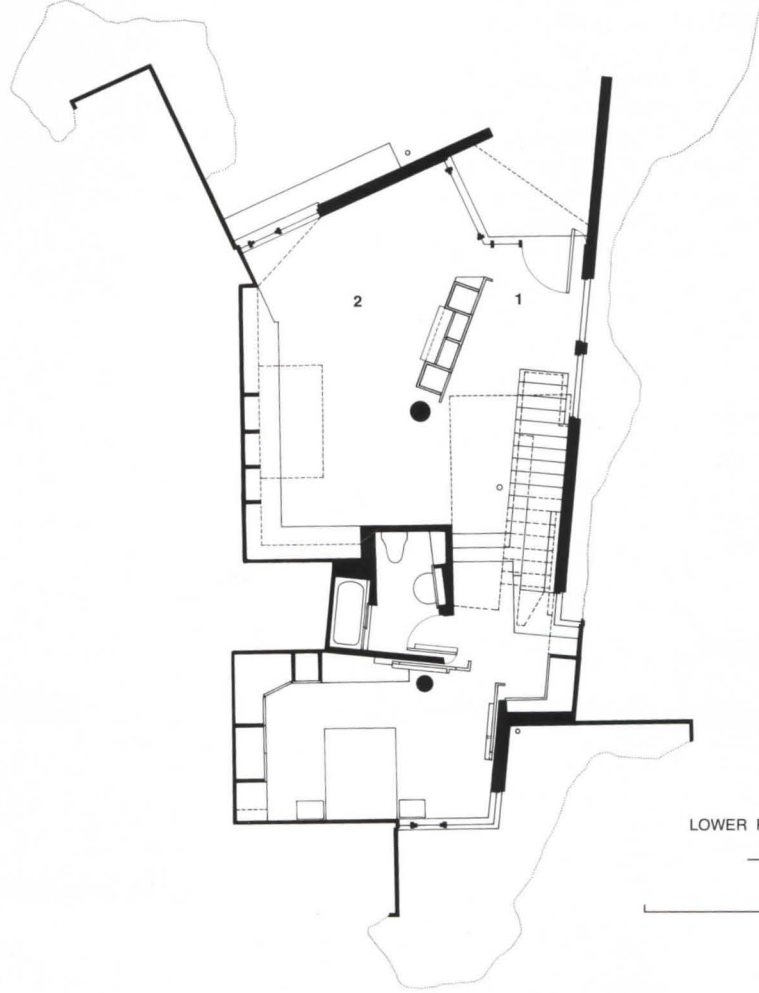
ohn and Patricia Patkau see the house as "a landscape focusing device." It is wedged in a narrow cleft between two moss-covered rock outcroppings at reefs' edge. At its east end, the house is framed orthogonally (bottom of plans) and a concrete column carries exposed rafters high over the dining area.

Moving west, John Patkau says, "We made a variety of adjustments to shape the view, to fit into the rock. By making those adjustments, the geometry sort of came about. It's not something we began with." A diagonal cuts across the living area and the vertebrae-like framing dips down (opposite), carrying the eye toward a wedge-shaped prow (extended by the metal canopy) to a view along the slopes of Vancouver Island and island-dotted bays.

Credits
Barnes House
 Nanaimo, British Columbia
Architect: Patkau Architects—
 Tim Newton, John Patkau,
 Patricia Patkau, David Shone,
 Tom Robertson, team
Engineer: Fast & Epp Partners
 (structural)
Contractor: R.W. Wall Ltd.



MAIN FLOOR



LOWER FLOOR



1. Entry
2. Studio
3. Living room
4. Utility
5. Terrace
6. Barbecue
7. Firepit



Manufacturers' Sources

For your convenience in locating building materials and other products shown in this month's feature articles, RECORD has asked the architects to identify the products specified.

Pages 72-79

Stremmel House, Reno, Nevada
Mack Architects, Venice, Calif.; 310/822-0019
Ground-face block: Basalite. Aluminum store-fronts: Custom Glass (Reno). Stained-concrete floor: Bomanite. Drywall and wet plaster: U.S. Gypsum. Track fixtures: Halo. Living-room and dining tables and seating: Terry Hunziker, Interior Design. Low-voltage MR16 lighting: LucePlan. Radiant heat system: MasterService Plumbing.

Pages 80-83

Island House: Tikamaga, Decatur Island, Wash.
Miller/Hull Partnership, Architects, Seattle, Wash.
206/682-6837
Argon-filled wood windows and sliding doors: Quantum Windows & Doors, Inc. Board and batten siding: Western red cedar. Ceilings: Hemlock. Cabinetry: Avery Builders. Recessed lighting: custom by architects.

Pages 84-89

Bridge House Retreat, Olive Bridge, N.Y.
Peter Gluck and Partners, Architect
New York City; 212/255-1876
Corrugated-metal rain-screen cladding: Bethlehem Steel (Galvalume). EPDM roofing: Carlisle Syn-Tec System. Stone-tile flooring: Summitville Tile, Inc. Interior fixtures: Halo.

Pages 70-73

Lott House and Guest House, Houston
Carlos Jimenez Architecture Studio, Architect
Houston; 713/520-7248
Exterior structural wood: Boise Cascade. Brick: St. Joe Brick Co. Soffits: Redwood. Shingle roofing: G.A.F. Steel-framed windows: Hope's Architectural Products. Tempered (vision) and laminated (railing) glazing: PPG Industries, Glass Group. Doors: Coast to Coast Mfg. Co. Brushed-chrome lever-handle locksets: Baldwin Hardware Corp. Hinges: Stanley. Stains: Olympic. Paints, concrete sealants: Benjamin Moore & Co. Custom tables: fabricated by Carlton Cook Co. Chairs: Knoll Group (Bertoia Collection). Sconces: Artemide, Inc. Downlighting: Lightolier, Inc. Floodlighting: Hubbell.

Pages 94-101

Burnette Studio/House, Sunnyside, Arizona
Wendell Burnette Architect, Phoenix; 602/395-1091
Insulated concrete block system: Superlite (Integra masonry). Tinted glass: PPG Industries, Glass Group (Solex). Steel-framed IG units, entrances, and special doors: Lewis Machine/Lab Glass. Pivot hinges: Dor-O-Matic. Hydraulic pivots: Dorma. Single-ply ballasted roof: Carlisle. Glazing film: Madico. Cabinet pulls: Modric Allgood. Sealant on custom MDO-formwork partitions: Waterlox. Landscape lighting: Nightscape (Lawn-liter). Integrally colored concrete: Hillyard (Okon Clear). Living-room seating: Ligne Roset.

Pages 102-105

Rural House, Nova Scotia
Richard Gluckman Architects, New York City;
212/925-8967
Bleaching stain on cedar siding: Samuel Cabot .
Paints: Benjamin Moore & Co. Red-oak doors:
Madawaska Doors, Inc. Locksets: Schlage. Stand-
ing-seam roof: Englert (Galvalume). Cabinet pulls:
LAMP/Sugatsune. Glides: Accuride. Divided-light
windows: Marvin. Oak cabinetry: Mike's Country
Kitchens. Slate flooring: Newfoundland Slate, Inc.

Pages 70-73

Capistrano Beach Glass House, California
Rob Wellington Quigley, Architect, San Diego;
619/232-0888
Signlighter fixtures: Columbia Lighting. Uplights
and interior spots: Lumiere. Shingles: Sentinel.
Mahogany entrance doors: Mark Falcone. Hard-
ware: Orco Door Closers. Stains: Olympic. Bollards
and steplights: Haco. Railings, drawer pulls:
CMC Fabricators. Insulating low-E glass: Guard-
ian Industries. Glazed doors: Chris Woodbury/
Canyon Wood Products. Special paint: Tnemec.
Bath faucets: Kroin. Black spotlights: Lumiere.
Sconce: Express Light. Stainless-steel counters:
fabricated by McCoy Sheet Metal. Limestone:
Somat (Buxy Ramage, France). Sealant: Pro-Seal.

Pages 114-117

Barnes House, Nanaimo, British Columbia
Patkau Architects, Inc. Vancouver, B.C.
604/683-7633
Wood doors and windows: Mike Chan Cabinets.
Locksets: Sargeant. Lighting: Lightolier, Inc. ■

The RECORD HOUSES Collection

Volume IV — 1993 • 1994 • 1995

The latest edition of this popular series presents 24 projects selected by the editors of ARCHITECTURAL RECORD, representing a wide range of clients, sites and budgets. Includes work by acknowledged masters of residential design, as well as emerging voices and newcomers. All possess a unique quality of imagination, along with the highest level of execution, to stimulate your thinking and enrich your study of this elemental building type. More than 150 pages. Full color photos. \$24.95

Number of copies _____

TOTAL \$ _____

Enclosed is my check for \$ _____

Charge to my credit card account: Visa Master Card AmEx

Card Number _____ Exp. Date _____

Name _____

Company _____

Mailing Address _____

City _____ State _____ Zip _____

Phone _____ Fax _____



Return to:
RECORD HOUSES — Room 4188
1221 Avenue of the Americas
New York, NY 10020
Tel: (212) 512-4635
Fax: (212) 512-4178

The decisive move to ink jet media.



For your ink jet media needs, we've got the right solution with performance guaranteed.

Once you've made the decisive move to ink jet plotters, your next smart move should be to Océ media. Nobody else has it all - bonds, vellums and films for every conceivable application and every brand of ink jet equipment.

Océ offers the widest choice of bond papers for monochrome and color applications. We also offer a complete selection of vellums and films, including clear and glossy opaque films and symmetrical film with an ink jet surface on both sides... ideal for cut sheet plotters.

Best of all, the move to Océ ink jet media is a sure winner because each and every product is backed by a 100% Satisfaction Guarantee!

You can't lose with Océ ink jet media. You get complete media selection and guaranteed performance, plus personalized assistance from ink jet media experts and same-day shipping of your order in most cases.

Make the decisive move today to the best in ink jet media. Move to Océ.

To experience the superiority of Océ ink jet media, call or fax today for a free brochure, media swatch card, and sample roll to test against the media you're using now.

800-247-5431 Ext. 99

Fax: 708-351-7549

Or contact your authorized
Océ supplies dealer.



Océ-USA, Inc.

Océ-Imaging Supplies, 1800 Bruning Drive West, Itasca, Illinois 60143

Circle 34 on inquiry card



© 1996 Océ

New Products

For more information, circle item numbers on Reader Service Card.




165. Lever-handle lockset

A new design, the #17 Gull Wing can be ordered in brass, bronze, or stainless steel (shown), in a choice of nine finishes. For use with this maker's mortise locks and interchangeable-core cylinders, which permit instant rekeying as needed for key-control security. 317/849-2250. Best Lock Corp., Indianapolis, Ind.



166. Cabinet hardware

One of five decorative styles introduced early in 1996, Primitive Brass hardware has a rustic, hand-forged appearance. Made in pull and knob functions, the line can be ordered in the verdigris, patinated, and satin-brass finishes shown. 800/566-1986. Baldwin Hardware Corp., Reading, Pa.



167. Taller and taller doors

CraftMaster interior doors, with molded facings of composite wood, are now offered in 7- and 8-ft heights. Six-panel designs can be ordered in both natural and harvest stain colors; doors are said to have the feel of solid wood without the weight. A kit supplies door-face and core samples. 800/552-0785. Masonite, Chicago.

Aluminum, *It's More* Than Metal.



Client: Latham & Watkins Law Offices ■ Architect: Skidmore, Owens and Merrill

Creative Flexibility

Baked on custom colors and a multitude of frame profiles for unlimited design potential— that's flexibility!

Recyclability

Aluminum is 100% recyclable.

Fire Ratings

20-90 minute fire ratings mean maintaining integrity and safety without sacrificing aesthetics.

Versatility

Multiple applications from sidelites to free standing offset glazing systems and sliding pocket door frames.

Durability

No welding and our factory finishing make RACO aluminum systems reusable and damage resistant.

Multimedia


Architectural details are conveniently available in print and on floppy disk.



Architectural Interior Doors, Frames and Glazing Systems

Ragland Manufacturing Company ■ A Subsidiary of International Aluminum Corporation
2000 Silber Road, Houston, Texas 77055 • Telephone (800) 272-7226 • Fax (713) 682-2079

Circle 35 on inquiry card



168. Site-specific faucet

The Avatar faucet has an integral pull-out spray said to be designed around natural hand movements. The spray/stream function button holds at the last-used mode; the handle, set at a 45-deg angle, can be ordered for center-, right- or left-hand placement. The high arch of the swivel spout makes pot-filling easier. Kohler Co., Kohler, Wis.



169. Autoclaved aerated precast

An extremely energy-efficient, non-combustible building system developed in Germany and widely used in Japan, Hebel AAC block, panels, lintels, and other components can be cut, milled, and trimmed with normal woodworking tools. It can be used for load- and non-loadbearing walls without compromising exterior or interior finish options. It is described as "a process that improves on every aspect of building-shell construction in the U.S." An architectural data kit includes samples as well as loading- and code-compliance information. 800/354-3235. Hebel USA, Inc., Atlanta. *continued on page 124*

For more information, circle item numbers on Reader Service Card.

NEW AESTHETICS FROM CORNELL

Rolling doors come in gunmetal gray

Plus

**Lobster,
Sunburst,
Mushroom,
Espresso
and more...**

Choose from 24 running line colors plus custom options in our smooth, uniform SpectraShield® powder coating finish.

SpectraShield powder coating is cost-effective, competitive with field-applied solvent-based coatings. It also provides superior performance in color retention, UV stability, and resistance to corrosion, chemicals, and abrasion.



In our all-new SpectraShield facility, the powder coating process is environmentally friendly. Powder contains no solvents and emits negligible

VOC. Oversprayed powder is collected and recycled.

For color selection chart, literature and specifications for our full line of rolling doors and grilles, please write, call or fax toll-free.

Tel 800.233.8366
Fax 800.526.0841

Crestwood Industrial Park
Mountaintop, PA 18707
Circle 36 on inquiry card

Rolling door specialists


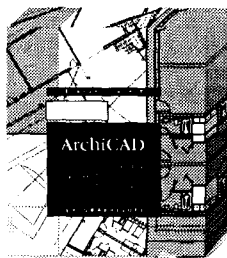
CORNELL
IRON · WORKS

**New solutions.
Since 1828.™**

CONTINUING EDUCATION
LU 12
AIA

EARN 12 AIA CEs CREDITS

AT HOME OR IN THE OFFICE
USING THE GRAPHISOFT
INTERACTIVE CAD COURSE!



You can take this AIA/CES approved self-teaching course at home or in your office in about 4 hours and earn a large part of your 1996 continuing education credit requirements! Course topics include:

- Solid Modeling
- Architectural Rendering Techniques
- Visualization and Animation
- Integrated 3D/2D Documents

and much more.

The Graphisoft Interactive CAD Course costs only **\$29.95** plus \$3.00 shipping (US only) and \$2.75 AIA/CES registration fee. Please specify Windows or Macintosh.


To order your course or find out more about ArchiCAD and seminars near you, call 1-800-344-3468.

GRAPHISOFT



Circle 37 on inquiry card

New Products *continued from page 123*




170. Cast-marble flooring

A new line with colored inclusions, Treasure tiles come in 10 colors; Pearl and Lapis are shown in a 12-in. size with 6-in. Nerostone squares. Tiles are 3/8-in. gauge, and come in honed, polished, or textured finish. UL-listed; ADA compliant. 610/353-8801. PermaGrain Products, Inc., Newtown Square, Pa.



171. Vinyl-tile flooring

A new pattern in this maker's Evolution top-grade vinyl tile, Castile has an earth-toned Southwestern look of rustic fired tile overlaid with a Spanish-influenced mosaic. Floor comes in five color combinations. Tiles are said to fit tightly for a seamless appearance; the urethane wear surface has a lifetime guarantee. 609/584-3000. Congoleum Corp., Mercerville, N.J.




For more information, circle item numbers on Reader Service Card.



172. Restaurant ranges outdoors

A new model in Wolf's Gourmet Series of commercial-style equipment configured for residential use, a stainless-steel, natural- or propane-gas barbecue can cook an entire meal. Features include a 16,000 BTU charbroiler; rotisserie, and an infra-red rear burner. 800/366-9653. Wolf Range Co., Compton, Calif.



173. Solid-surface kitchen sink

A homogeneous composite with a "warm" surface, GE Plastic's Heavy Valox resin makes new PearlStone sinks chemical-, heat-, and impact-resistant. The sink can be cleaned with most cleansers; sanding removes deeper mars. Pinnacle Products, Birmingham, Mich.

174. Complex cladding options

Marvin now offers its commercial-grade extruded-aluminum exterior cladding as a low-maintenance option on even the most complex round-top and circle windows and doors, such as the "Victorian" design pictured. Custom muntin styles and brick-mold casings can be clad in configurations as tight as a 7-in.-radius curve. 800/346-5128. Marvin Windows & Doors, Warroad, Minn.

Continued on page 126

Home Audio/Visual

Continued from page 41

Large houses, on the order of tens of thousands of square feet, are manageable only through these total systems, observes Holt, who designed a 40,000-sq-ft residence in California with eight "super" command stations at various locations (page 39).

From these stations the client can answer the phone, monitor home security, and open a gate for a visitor at the end of a half-mile-long driveway. The touch of a button will also set in motion dozens of preprogrammed functions. Hit the "go to bed" button and the lighting, security, and hvac adjust for the night. Another button, "entertain/night," resets the systems for arriving guests by turning on walkway lights, illuminating stained-glass windows, and wafting pre-selected music throughout the house.

Such a "tour de force," as Holt calls it, is not easy. The project developed over 10 years, with ever-changing technology integrated by Brian Fogerty, a consultant now with Axion Design, of Pleasanton, Calif. Still, with

advanced systems, you can call your house from the car, or from an airport thousands of miles away for that matter, to turn on the Jacuzzi, adjust the water temperature, and set the lighting for "passion pit." Welcome to the age of electronic hedonism. But Holt and other architects warn that these systems can be too complex, so that the owner, if not comfortable with programming or resetting controls, is at the mercy of the technology. For such complex systems, a manual override is essential. Re-programming the systems might demand a call to an electronics engineer. Holt's project also required an emergency generator so that security systems could continue running in the event of an earthquake or other disaster. The brains of the house are centrally located in the basement, in an 8- by 25-ft room with its own air-conditioning system to handle the heat generated from all the gear.

If we've learned anything from the advancement of home technology, it is that rather than relieving the architect from having to make choices, it increases the professional's responsibility to help clients make intelligent, informed decisions about the design.

Further information

The Custom Electronic Design & Installation Association (CEDIA), has grown along with the interest in home media centers. Its current roster is 825 member firms. While audio/visual design and installation is the staple of CEDIA firms, many also offer guidance on total-electronics home systems, including lighting and security. A membership directory is available for \$35. You can contact CEDIA at 9202 N. Meridian St., Suite 200, Indianapolis, IN 46260-1810, 800/CEDIA30, fax: 317/571-5603, Internet Web site: <http://www.cedia.org/cedia>. ■

FELON

Using pirated software
can add more to a resume than
"computer experience."

By using copied software, people are infringing upon the rights of software manufacturers. Sadly, they're not getting technical support, manuals or updates. Worse yet, they could cripple their company with a \$250,000 federal fine. If you know someone who is using pirated Autodesk software, report them by calling 1-800-NO-COPIES. Because to some, it may be just a click of the mouse. But in reality, it's an act of lawlessness.



CALL 1-800-NO-COPIES TO REPORT AUTODESK SOFTWARE PIRACY.

 Autodesk®

© Copyright 1995 Autodesk, Inc. Autodesk and the Autodesk logo are registered trademarks of Autodesk, Inc.



CRESTLINE

Built for the finest homes in America

CRESTLINE DEALERS

Black Lumber Company
1710 S. Henderson St.,
Bloomington, IN
812-332-0700 or
800-471-9880 (IN only)

Globe Lumber Company
1906 Plainfield Rd., Joliet, IL
815-729-1660



For over 100 years, every product carrying the Crestline label has been built for the finest homes in America, with the same promise to provide beauty, performance, style, quality and value.

We fill your home's openings ... beautifully... with windows and patio doors in a variety of styles, shapes and sizes, spectacular glass and polycarbonate

skylights, elegant bifold doors distinctive wood shutters and economical sash replacement kits.

Crestline—classic designs to reflect your personality and lifestyle.

All guaranteed with one of the best warranties in the business.

For more information about Crestline's complete family of products, call 1-800-552-4111.



Crestline
One Wausau Center
Wausau, WI 54402



Home Lumber Company
101 W. Lincoln, Danville, IN
317-745-4441 or 800-339-4392

Niehaus Home Center
1025 Main St., Vincennes, IN
800-466-1923

O'Connor Building Supply
29263 Clemens Rd., Westlake, OH
216-835-9910

Schreiber Lumber
239 S. Muncie St., Indianapolis, IN
317-894-3304 or 800-899-8301

Seigle's Window Center
1685 Holmes Rd., Elgin IN
708-888-7000

Sellersburg Lumber & Hardware
150 Hunter Station, Sellersburg, IN
800-626-9127

Wolohan Lumber
1740 Midland Rd., Saginaw, MI
517-793-4532

Circle 48 on inquiry card

CEILING WITH A NEW TWIST.

CURVATURA® CEILING SYSTEM

...caters to your creative urge to design ceilings into the third dimension. CURVATURA can accent traditional architectural forms, or totally change the nature of a space. It provides a dramatic new surface to play with shapes, texture and lighting never before possible in a ceiling system. And it does this in a most affordable way.

So, before you design your next project, get more information by calling (800) 950-3839.

Sea Side Hills, Marin County, California, is the third in a series of landscape photos by Gary Irving. For a free poster, while supplies last, call (800) 950-3839.
© 1995 USG Interiors, Inc.

USG Interiors

Circle 49 on inquiry card