

BUILDINGS TYPES STUDY:

## RECORD HOUSES OF 1981

SIXTEEN EXCEPTIONAL HOUSES SELECTED FOR THE  
1981 AWARDS OF EXCELLENCE FOR DESIGN

# ARCHITECTURAL RECORD

MID-MAY 1981



A MCGRAW-HILL PUBLICATION

SIX DOLLARS PER COPY



Floor design copyrighted

## **START WITH A NO-WAX SOLARIAN® FLOOR IN THE FAMILY ROOM. IT'S THE FINISHING TOUCH THAT WILL HELP MAKE THE SALE.**

Installing no-wax Solarian flooring in a family room does more than just cover the floor. It adds a merchandising feature that will tell customers your houses give them more of what they're looking for. And, since Sundial™ is the most economical Solarian floor, you can offer its timesaving convenience and no-wax beauty at a money-saving price.

Extensive consumer advertising for Solarian floors has presold your customers on its no-wax shine. And on the well-known Armstrong name as a measure of quality. Quality that reflects well on the entire house.

To find out more about economical Sundial So-

larian and other Solarian floors that are "So nice to come home to™," contact your Armstrong flooring contractor today. Or, write Armstrong, Dept. 15FAR, P.O. Box 3001, Lancaster, PA 17604.


And finish your houses with a floor that can help you sell them.

FROM THE  INDOOR WORLD® OF

**Armstrong**

*So nice to come home to™*

Circle 1 on inquiry card



Cover: Private house  
Central Pennsylvania  
Architect: Hugh Newell Jacobsen  
Photographer: ©Robert Lautman

## THE RECORD REPORTS

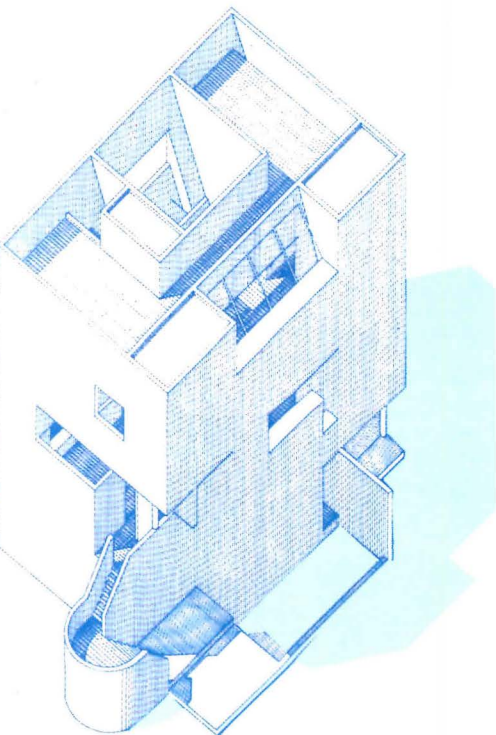
- 57 **Preface**  
by Barclay F. Gordon

## ARCHITECTURAL BUSINESS

- 2 **Photographers of Record Houses**
- 2 **Entry procedure for Record Houses 1982**
- 34 **Tax credits and energy-saving residential design**

## ARCHITECTURAL ENGINEERING

- 26 **A research house for developing passive solar standards**
- 132 **New literature for house planning**
- 136 **New products for the house**
- 168 **Architectural Record Bookstore**
- 176 **Advertising index**
- 179 **Record Houses Reader Service Inquiry card**



## BUILDING TYPES STUDY 560: RECORD HOUSES OF 1981

- 58 **Private house**, Bermuda  
Architects: Venturi, Rauch and Scott Brown  
4236 Main Street, Philadelphia, Pennsylvania 19127
- 64 **Gaffney house**, Romansville, Pennsylvania  
Architects: Bohlin Powell Larkin & Cywinski  
182 North Franklin Street, Wilkes-Barre, Pennsylvania 18701
- 68 **Private house**, Southeastern Michigan  
Architects: William Kessler and Associates  
733 St. Antoine Street, Detroit Michigan 48225
- 74 **Private house**, Santa Clara, California  
Architects: Fisher-Friedman Associates  
242 California Street, San Francisco, California 94111
- 78 **Private house**, Eastern Long Island, New York  
Architects: Eisenman/Robertson  
560 Fifth Avenue, New York, New York 10036
- 82 **Pantaleoni and Spooner houses**, Massachusetts coast  
Architects: Crissman & Solomon  
44 Hunt Street, Watertown, Massachusetts 02172
- 86 **Private house**, Cincinnati, Ohio  
Architects: Gwathmey Siegel & Associates  
154 West 57th Street, New York, New York 10019
- 92 **Fultz house**, Portar County, Indiana  
Architects: Hammond Beeby and Babka  
720 N. Michigan Avenue, Chicago, Illinois 60611
- 94 **Bratti house**, New Canaan, Connecticut  
Architects: Marcel Breuer and Herbert Beckhard  
15 East 26th Street, New York, New York 10010
- 98 **Friedman house**, Southern Florida  
Architects: Robert Whitton  
35 Edgewater Drive, Suite 35, Coral Gables, Florida 33133
- 102 **Points of View**, Mt. Desert, Maine  
Architects: Robert A.M. Stern  
200 West 72nd Street, New York, New York 10023
- 108 **Strupp house**, Rye, New York  
Architects: Morse & Harvey  
350 Madison Avenue, New York, New York 10017
- 112 **Ross house**, Old Westbury, Long Island, New York  
Architects: Michael Ross Associates  
12957 Bonaparte Avenue, Suite 5, Los Angeles, California 90066
- 116 **Private house**, Central Pennsylvania  
Architects: Hugh Newell Jacobsen  
1427 27th Street, N. W., Washington, D. C. 20007
- 122 **Cannady Ranch**, Round Top, Texas  
Architects: Wm. T. Cannady & Associates  
P. O. Box 25377, Houston, Texas 77005
- 126 **Rodes house**, Los Angeles, California  
Architects: Moore Ruble Yudell  
Santa Monica, California 90404

EDITOR

WALTER F. WAGNER, JR., AIA

EXECUTIVE EDITOR

MILDRED F. SCHMERTZ, FAIA

SENIOR EDITORS

HERBERT L. SMITH, JR., AIA, Administration  
ROBERT E. FISCHER

ASSOCIATE EDITORS

GRACE M. ANDERSON  
DOUGLAS BRENNER  
CHARLES K. GANDEE  
MARGARET F. GASKIE  
BARCLAY F. GORDON  
CHARLES K. HOYT, AIA  
JANET NAIRN  
ROGER YEE

PRODUCTION EDITOR

ANNETTE K. NETBURN

DESIGN

ALEX H. STILLANO, Director  
ALBERTO BUCCHIANERI, Senior associate  
ANNA-MARIA EGGER, Associate  
MURIEL CUTTRELL, Illustration  
J. DYCK FLEDDERUS, Illustration  
JAN WHITE, Consultant

EDITORIAL CONSULTANTS

EDWARD LARRABEE BARNES, FAIA  
JONATHAN BARNETT, AIA, Urban design  
GEORGE A. CHRISTIE, JR., Economics  
ERNEST MICKEL, Hon. AIA, Washington  
PAUL RUDOLPH, FAIA  
Foreign architecture  
L'Architecture d'Aujourd'hui, Paris

McGRAW-HILL WORLD NEWS

MICHAEL J. JOHNSON, Director  
9 domestic and 10  
international news bureaus:  
Bonn, Brussels, Buenos Aires,  
London, Milan, Moscow, Paris,  
Singapore, Tokyo, Toronto.

SALES MANAGER

MICHAEL J. MRVICA

CIRCULATION DIRECTOR

RICHARD H. DI VECCHIO

BUSINESS MANAGER

JOSEPH R. WUNK

REPRINT MANAGER

PATRICIA MARKERT

MARKETING SERVICES MANAGER

CAMILLE H. PADULA

ASSISTANT TO PUBLISHER

ELIZABETH HAYMAN

PUBLISHER

PAUL B. BEATTY

PHOTOGRAPHERS OF RECORD HOUSES OF 1981

Otto Baitz, P.O. Box Q, Cliffwood, NJ 07721 (108)  
Thomas Bernard, 4236 Main Street, Philadelphia, PA 19127 (58)  
Joshua Freiwald, 3627 21 Street, San Francisco, CA 94144 (74)  
Paul Hester, P.O. Box 66394, Houston, TX 77006 (122)  
©Wolfgang Hoyt/ESTO, 222 Valley Place, Mamaroneck, NY 10543 (98)  
©Timothy Hursley/B. Korab Ltd., P.O. Box 895, Troy, MI 48099 (68)  
©Howard N. Kaplan, 2816 West Wilson Avenue, Chicago, IL 60625 (92)  
Robert Lautman, 4906 41 Street, NW, Washington, DC 20016 (116)  
Norman McGrath, 164 West 79 Street, New York, NY 10024 (112)  
Joseph Molitor, P.O. Box N, Valhalla, NY 10595 (64)  
©Richard Payne, 4036 Westheimer, Houston, TX 77027 (86)  
©RETORIA/Y. Futagawa & Associates Photographer/Y. Takase, 3-12-14  
Sendagaya, Shibuya-ku, Tokyo, Japan (102)  
©Steve Rosenthal, 59 Maple Street, Auburndale, MA 02166 (82)  
©Edmund H. Stoecklein, 142 West End Avenue, New York, NY 10023 (78)  
Tim Street-Porter, 749 North Hudson, Hollywood, CA 90038 (126)  
©Nick Wheeler, Turner and Pierce Roads, Townsend Harbor, MA 01469 (94)

ENTRY PROCEDURE: Any architect registered in the United States is invited to submit materials for RECORD HOUSES OF 1982 and no forms or fees are required for submission. Materials sent to us should include all relevant plans and sections, a short written description, and whatever photographs are sufficient to describe the project. All materials should be securely bound and submitted in an 8½ x 11-inch format. Do not send materials that must be returned before the date of publication. Deadline for submissions for RECORD HOUSES OF 1982 is October 31, 1981.

ARCHITECTURAL RECORD (Combined with AMERICAN ARCHITECT, ARCHITECTURE and WESTERN ARCHITECT AND ENGINEER) (ISSN0003-858X) Mid-May 1981, Vol. 169, No. 7. Title® reg. in U. S. Patent Office, copyright© 1981 by McGraw-Hill, Inc. All rights reserved. Indexed in Reader's Guide to Periodical Literature, Art Index, Applied Science and Technology Index, Engineering Index, and The Architectural Index.

Every possible effort will be made to return material submitted for possible publication (if accompanied by stamped, addressed envelope), but the editors and the corporation will not be responsible for loss or damage.

EXECUTIVE, EDITORIAL, CIRCULATION AND ADVERTISING OFFICES: 1221 Avenue of the Americas, New York, N.Y. 10020.

OFFICERS OF McGRAW-HILL PUBLICATIONS COMPANY: president: Paul F. McPherson; executive vice presidents: James E. Boddorf, Gene W. Simpson; group vice president: Thomas H. King; senior vice president-editorial: Ralph R. Schulz; vice presidents: Kemp Anderson, business systems development; Robert B. Doll, circulation; James E. Hackett, controller; Eric B. Herr, planning and development; H. John Sweger, marketing.

CORPORATION OFFICERS: Harold W. McGraw, president, chief executive officer and chairman of the board; Robert N. Landes, senior vice president and secretary; Ralph J. Webb, treasurer.

ASSOCIATED SERVICES/McGraw-Hill Information Systems Co.: Sweet's Catalog Files (General Building, Engineering, Industrial Construction and Renovation, Light Residential Construction, Interiors), Dodge Building Cost Services, Dodge Reports and Bulletins, Dodge/SCAN Microfilm Systems, Dodge Management Control Service, Dodge Construction Statistics, Dodge regional construction newspapers (Chicago, Denver, Los Angeles, San Francisco).

SUBSCRIPTIONS: Position, firm connection, and type of firm must be indicated on subscription orders. Please allow 4-12 weeks for shipment. Subscription rates for U.S., U.S. Possessions: \$25.00 for architects, engineers and others in the field served; all others \$35.00. In Canada: \$27.00 for architects, engineers and others in the field served; all others \$37.00. In all other countries: \$51.00 for architects, engineers and others in the field served; all others \$59.00. Publisher reserves the right to determine the subscription rates which apply. Domestic and Canadian single copy price: \$6.00. Foreign single copy price: \$7.00.

GUARANTEE: Publisher agrees to refund that part of subscription price applying to unfilled part of subscription if service is unsatisfactory.

COPYRIGHT AND REPRINTING: Title® reg. in U. S. Patent Office. Copyright © 1981 by McGraw-Hill, Inc. All rights reserved. Where necessary, permission is granted by the copyright owner for libraries and others registered with the Copyright Clearance Center (CCC) to photocopy any article herein for the base fee of \$1.50 per copy of the article plus 10 cents per page. Payment should be sent directly to the CCC, P.O. Box 8891, Boston, MA 02114. Written permission must be secured for any other copying. Write Reprint Manager for such permission, or to obtain quotations on bulk orders. ISSN0003-858X/\$1.50+.10.

CHANGE OF ADDRESS: Forward changes of address or service letters to Fulfillment Manager, Group K, ARCHITECTURAL RECORD, P.O. Box 430, Hightstown, NJ 08520. Provide both old and new address, including zip code; if possible attach issue address label.

PUBLICATION OFFICE: 1221 Avenue of the Americas, New York, New York, 10020. ARCHITECTURAL RECORD (ISSN0003-858X) published monthly except February, May, August and October when semi-monthly, by McGraw-Hill, Inc. Controlled circulation postage paid at New York, NY 10020 and at Strasburg, VA.

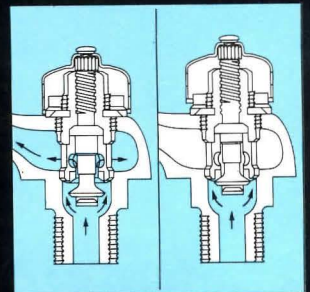
POSTMASTER: PLEASE SEND FORM 3579 to Fulfillment Manager, Group K ARCHITECTURAL RECORD, P.O. Box 430, Hightstown, NJ 08520.





# Hard-working Brass with a Touch of Class.

At Crane, we built our reputation on long-lasting, hard-working fittings. And exclusive Dial-ese® controls that use the flow of the water itself to provide drip-free operation.



OPEN POSITION

CLOSED POSITION

Now we're building one for sleek design, as well. They come together in our "Citadel" brass series. 4" centersets and 8" wide spreads for lavatories, plus a full bath and shower line.

Solid brass fittings, available with gleaming acrylic or bright, durable metal handles.

Either way, they look as good as they work. So you look good wherever you install them.

For more details, call your Crane representative. Or write Crane Co., Plumbing Division, 300 Park Avenue, New York, NY 10022.

## Crane brings you water in beautiful ways.

**CRANE**®

Double (or triple) glazing.

Removable vinyl glazing stop.


Fine-grained Ponderosa pine.

Marv-A-Gard maintenance-free exterior.

Double weatherstripping.

Concealed stainless steel hinge.


Marv-A-Gard maintenance-free exterior.



# WHAT YOU SHOULD LOOK FOR THE NEXT TIME YOU'RE WINDOW SHOPPING.

Look closely at the construction of a Marvin Window, then compare it to other brands. We think you'll agree this is the way all windows should be built.

Here are a few details we'd like you to pay particular attention to:



## MARV-A-GARD.

Marv-A-Gard is our exclusive maintenance-free exterior available on many styles of

Marvin Windows.

It's a precision-fit clad exterior that has a baked-on finish. So there's no exterior maintenance needed.

But the very best thing about Marv-A-Gard is that there's a warm wood Marvin Window underneath.



**DOUBLE OR TRIPLE GLAZING.**

Marvin pioneered multiple glazed windows. The dead air spaces between layers of glass greatly improve the window's insulating properties.

That's as important in warm climates as it is in places where the temperature drops below zero. After all, air conditioning costs are rising nearly as fast as heating costs.

**WEATHERSTRIPPING DESIGNED TO MINIMIZE DRAFTS.**

All Marvin Windows are carefully weatherstripped to keep outside air outside. And many of our windows are double weatherstripped to virtually eliminate air infiltration.

**EASY INSTALLATION.**

Marvin Windows are made to order in nearly 1,500 sizes and shapes. We don't have to sell you a window to make our windows fit.

When you order a Marvin Window, it'll fit. Period.



You can install it easily without a lot of unnecessary fillers, extenders and the like.

**FAST DELIVERY.**

Your Marvin dealer may have some of the more popular sizes and styles already in stock.

Circle 3 on inquiry card

But if he doesn't have what you need, you won't have to wait long to get it.

We can ship your windows within 10 days or less from the time we receive the order.

Compare that to the seven weeks other manufacturers may take.

For more information about Marvin Windows and a copy of our catalog, send us the coupon or call 1-800-346-5128 toll-free. In Minnesota, call 1-800-542-5037.

**MARVIN WINDOWS ARE MADE TO ORDER.**



Send to: Marvin Windows  
Warroad, MN 56763

Name \_\_\_\_\_

Company \_\_\_\_\_

Address \_\_\_\_\_

City \_\_\_\_\_

State \_\_\_\_\_ Zip \_\_\_\_\_

# The Bentwood Collection



# Stendig

Stendig selects the best of bentwood for the perception of our time. These models are made at the original factory located at the edge of a vast Beechwood forest in Koritschan, Moravia (now Czechoslovakia). This factory was built in 1856 by Michael Thonet, on a site that was chosen for its proximity to the finest material available for the bentwood process. These Beechwood trees are still cultivated to produce a tougher, more durable wood with longer, straight grained fibers that withstand the stresses of bending. Original water and steam methods of manufacture are still employed. Stendig Bentwood chairs are *hand-made* and *hand-caned* by craftsmen who continue in a heritage of precision workmanship.

Stendig showrooms in Chicago, Los Angeles, Miami, New York. Other showrooms in Atlanta, Denver, San Francisco, Seattle. Representatives in many other cities. Write or call Stendig® Inc., 410 East 62 Street, New York 10021 (212) 838-6050. Stendig Inc., a subsidiary of **Stendig International**,

Circle 4 on inquiry card





102, 101 PRAGUE chairs



100 CORBUSIER armchair



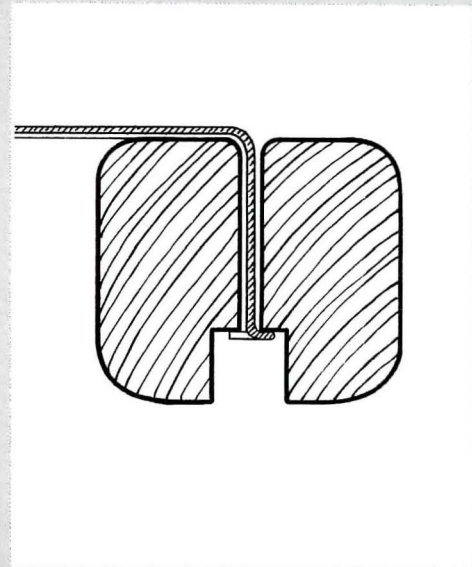
103 VIENNA chair



European Beech, *Fagus sylvatica*



100, 99 CORBUSIER armchairs



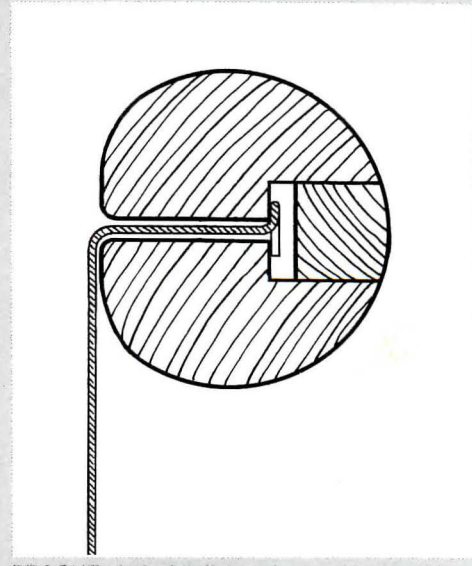
PRAGUE chair detail, hand-caned seat



103 BENTWOOD rocker 404 BENTWOOD coat rack



Matt natural, walnut, red aniline finishes



PRAGUE chair detail, hand-caned back with spline insert

# FITTING TOUCHES OF EUROPEAN ELEGANCE

This classic collection of fittings was especially created by American-Standard to complement the Roma and Ellisse lines of fixtures.

Roma's onyx and clear acrylic handles are "gems," as discreet as they are dramatic, artfully set in solid brass bases, then finely crafted in chrome.

Ellisse features simple yet exquisite styling at every turn, with chrome and clear acrylic handles beautifully poised on timeless chrome pedestals.

Your customers will also discover that an impressive 2.5 gpm water-saving flow rate is part of the beauty of these elegant fittings.

 **AMERICAN-STANDARD**  
European elegance built to your standards.



Circle 5 on inquiry card

# REDWOOD

## NOW THERE ARE THREE QUALITY GRADES

You now have a wider choice of top quality redwood grades for your next project.

As always, you can depend upon the beauty and durability of Clear All Heart and Clear redwood. But now, for the first time, you can choose new B-Grade, textured with limited knots and streaks of creamy sapwood.

B-Grade, available kiln dried, offers the performance values of the clear grades. It insulates against heat, cold and noise. It resists flame spread. It holds finishes better than other woods and remains smooth, tight and uniform for lasting beauty and endurance.

New B-Grade—now, one more way to offer the beauty and performance of quality redwood.


California Redwood Association One Lombard Street, San Francisco, California 94111  
Write for our Redwood Exterior/Interior Guide.

Circle 6 on inquiry card



Clear

Clear All Heart



B-Grade



# ENERGY I

## It's in the bag.



Restoring an old, run down, energy-leaking building into a modern, beautiful, energy-efficient building is now easier than ever before. All you need to remember is that the Insulation Solution is in the bag. In the Thorowall Insulating Plaster bag.

Thorowall is the cement-base, fire resistant insulating plaster brought to you by Thoro System Products, and designed specifically for exterior wall application.

A Rhodipor product, Thorowall Insulating Plaster is new to America, but yet an old favorite throughout Europe since its development in Germany nearly 15 years ago.

You see, Thorowall Insulating Plaster features a perfectly balanced combination of expanded polystyrene beads, hydraulic binders and chemical additives. Because of these extremely lightweight aggregates, Thorowall Insulating Plaster weighs only one-sixth that of plaster with conventional sand aggregates. Therefore, it puts little stress on the wall structure to which it's applied. Because it is packaged in powder form, it eliminates the need of fitting boards to special sizes. All you have to do is add water and Thorowall Insulating Plaster is ready for application. And because it is a plaster it can be applied either by spray gun or trowel. As easy and as fast as applying stucco.

But the most important thing is that Thorowall Insulating Plaster comes from us. And you know us well. We're Thoro System Products, the same company that has been protecting, beautifying and waterproofing masonry and concrete for over 65 years with such products as Waterplug, Thoroseal and Acryl 60. And when it comes to making energy-efficient buildings out of old structures, we've got the Insulation Solution wrapped up for you in the Thorowall bag.

**Thorowall**<sup>®</sup>  
INSULATING PLASTER  
a *rhodipor*<sup>\*</sup> product

\*Rhodipor is a Registered Trademark of Gebrüder Rhodius.

# EFFICIENCY.

## It's in the wall.



The perfect time for insulating a new concrete building is at the same time the walls are going up. Meet Thermocurve, the revolutionary insulating system for new concrete structures that lets you put the energy efficiency right where it should be. *In* the wall.

Thermocurve panels are made of 2 inch thick cellular polystyrene and have a unique curved design that allows them to fit snugly within the wall forms and position themselves securely as concrete is poured.

In minutes, Thermocurve becomes an integral, totally encased, permanent part of the wall. A tough barrier against temperature extremes with a plus R-9 factor that reduces heat loss by as much as 75%, without sacrificing space, beauty, safety or structural strength.

Thermocurve panels are ideal for basement walls, where 20% of most heat loss occurs and, of course, for below- and above-grade poured walls, where temperature control and protected insulation are an essential factor. The panels come in three widths for all standard poured-in-place structures, and can be cut to any custom size the job calls for, with a simple hand saw. Additionally, using Thermocurve eliminates about 25% of the

expensive concrete regularly needed.

And even better, Thermocurve is backed by us, Thoro System Products, the same company that for over 65 years has been protecting, beautifying and waterproofing masonry and concrete, more and better than anybody else in the world. And when it comes to building energy efficiency into new structures, with Thermocurve we've put the insulation where it belongs. In the wall.

For further information about Thorowall Insulating Plaster and Thermocurve, write detailing your specific needs.

# Thermocurve\*\*

\*\*Thermocurve is a Registered Trademark of The Thermocurve Company.

©1981. Standard Dry Wall Products.



THORO  
SYSTEM  
PRODUCTS®

Dept. AR 815, 7800 N.W. 38th Street, Miami, Florida 33166  
Western Office: 38403 Cherry St., Newark, CA 94560

See us at The Underground Space Conference. Booth #306

Circle 7 on inquiry card



*Dress up a house with traditional Andersen beauty. Grilles optional.*

# House

What more beautiful way to dress up a house is there than with Andersen® Perma-Shield® angle-bay and bow windows? And what easier way is there to do it?

With Andersen windows much of the work is already done for you. The units are pre-assembled with head and sill platforms in place. So you can make short work of installation.

Inside finishing with recommended Andersen parts is fast and easy, too.

Now isn't that beautiful?

So is the way Andersen builds strength into its narrow mullion design. It makes for a bigger, brighter, more beautiful view. And it makes the look of these windows match the trim lines of other Andersen windows and gliding doors.

And because these Perma-Shield windows have a low-maintenance rigid vinyl exterior\*, they'll keep their fashionable good looks year after year.



# Dressing

There simply isn't an easier, more beautiful way to bring an elegant touch to traditional and contemporary designs. Why not let your Andersen distributor or dealer help you dress up your housing plans with Perma-Shield angle-bay and bow windows. For additional details see Sweet's file 8.16/An., write us. Andersen Corp., Box 12, Bayport, MN 55003.

The beautiful way to save fuel®  
**Andersen Windowalls®**   
ANDERSEN CORPORATION BAYPORT, MINNESOTA 55003



*Add a "bay view" with contemporary casement appeal.*

Low maintenance features vary by window style. Printing limitations prohibit exact duplication of Terratone color. See actual sample.

79172 Copyright © Andersen Corp., Bayport, MN 1979.

Circle 8 on inquiry card

# Give you

## Some windows say "horizontal."

These are the slim-slat Riviera™ Blinds by Levolor that revolutionized the look of today's windows, maximum effect with minimal clutter. Only Levolor has over 200 colors to choose from, including brilliant metallics and the new Cryotherm energy-efficient finishes.



## Some windows say "vertical."

Levolor Vertical Blinds are vertical blinds perfected. The especially designed working mechanism is completely concealed, operates flawlessly. In hundreds of colors in silky-finish aluminum, metallics, fabrics, and exclusive new prints.



## Duvinage Stairs.

Now available through Levolor, the ultimate in spiral and circular stairs. Custom built to your specifications for residential, commercial or industrial use.





# world a Levolor lift.

Here are blinds that work with ceilings that work with stairs. Color coordinated to create beautiful design possibilities. And nobody gives you more of a color choice than Levolor for environments to excite the eye and stimulate the spirit.

Along with aesthetic excellence, Levolor stands for quality that has

a beauty of its own. Quality that extends to the tiniest working part. So that everything you plan can be depended on, can be totally trusted. Today, that becomes more important than ever.

For more information on any of these products, please write to: Levolor Lorentzen, Inc., 1280 Wall St. West, Lyndhurst, New Jersey, 07071

## Ceilings by Levolor.

Ten different ceiling systems, in 100 Levolor colors and mirror-finish metallics which can be matched to Levolor blinds. Excellent sound control. For new installations or creative renovation, they are absolutely tops in looks, quality, versatility and easy maintenance.



**LEVOLOR®**  
Made better. Looks better.

Products of Levolor Lorentzen, Inc.

Circle 9 on inquiry card



**Introducing...a barrier-free entrance that serves the special needs of handicapped people, complies with varying state and local codes...and yet meets the demands of normal traffic flow.**



The Kawneer Barrier Free Manual Entrance System has been designed and engineered to serve the needs of all people, including those who are physically impaired. Now, meeting state and local codes, as well as satisfying human needs is as easy as Kawneer Series 800 Barrier Free Manual Entrances. And, they incorporate the most recent design ideas for handicapped use:

1. 34" standard clear door opening for extra width convenience.
2. No threshold to create stumbling hazard or obstruct wheeled traffic.
3. Concealed or surface-mounted manual closers meet reduced force requirements of most accessibility codes.
4. Extra-length door pulls (15 3/4") for easy grasping and convenience for all heights.
5. Exterior and interior surfaces of sidelite base rail are flush with face of lock jamb to prevent wheelchairs and crutches from getting caught.
6. Door bottom rails and sidelite base rails available in 10", 12", or 16" standard heights.
7. Surface applied wear shields to protect door and frame impact areas.
8. Rounded corners and tapered door stops on frame help prevent scraped knuckles and snagged appliances.

# Kawneer Series 800 Barrier-Free Manual Entrances

A unique manual door closer eliminates the need for power openers, automatic operators or other expensive entry devices. Handicapped persons can significantly reduce the force they must exert to open the door by just pressing the button located near the doorway.



For additional information contact your Kawneer representative, or write to: The Kawneer Company, 1105 N. Front St., Niles, MI 49120

**Kawneer**  
The designer's element

# Now's the time to build homes they can afford to own.

Inexpensive, easy-to-install STYROFOAM\* brand insulation can save your customers up to 24%† on heating and cooling costs. No matter what you're building, from conventional, to solar, to earth-sheltered, STYROFOAM can help you build more salable homes in today's tough housing market. Here's how:

**Prospects want energy efficiency—and they're willing to pay.** A comprehensive nationwide survey of new home prospects showed they rank energy efficiency as overwhelmingly important. More important than a family room, wall-to-wall carpeting or central air. In this same survey, new home prospects said they'd pay an average of \$1,363 more for a home with energy savings built in! \*\* Plus, many lending institutions are giving preferential treatment to buyers of energy-efficient homes.


†Based on 1" STYROFOAM insulation (R-5) from roofline to frostline (3 ft. below grade) versus ½" wood fiberboard from roofline to floorline. 14% is the frame wall saving as determined in tests of identical full-size typically insulated, unoccupied homes. 10% is the basement wall savings calculated according to the 1977 ASHRAE Handbook. Actual savings can vary depending upon house design, orientation, climate, workmanship and occupants living habits. Learn more in the seller's fact sheet on R-values. Higher R-values mean greater insulating power.

**You save on time, labor, materials, and equipment.** Builders tell us they can sheathe a house in half the time, compared with conventional sheathing. Because STYROFOAM brand insulation is non-structural, there's less nailing. Tongue-and-groove edges make it unnecessary to line up with studs. STYROFOAM is also light for fast, easy handling and moisture resistant for uncovered outside storage. Finally, STYROFOAM brand insulation delivers such high energy efficiency that heating and cooling units can be downsized, adding still more savings.

**You and your customers get proven performance.** STYROFOAM brand insulation has been installed in nearly a million homes across the country. It's proved itself in demanding applications: STYROFOAM protects access roads along the Alaska pipeline and keeps airport runways from buckling in

\*\*Survey conducted September, 1979 by The Opinion Research Corp., commissioned by The Dow Chemical Company.

††Meets requirements of ASTM E 119-79 endurance test criteria for 60 minutes. Further information available from your supplier or from Dow.



northern states; it tops New York's World Trade Center and countless skyscrapers with weatherproof roofs. And it keeps marina docks afloat all around the world.

STYROFOAM brand insulation delivers the unique combination of lasting high R-value, compressive strength and moisture resistance that stands up to tough below-grade installations. These same characteristics make it your logical choice for walls, too. So wrap your new houses in an insulating overcoat of STYROFOAM from roofline to frostline. It can even be used in a specified one hour fire-rated frame wall system.\*\*

You get comprehensive support from The Dow Chemical Company. STYROFOAM brand insulation is made only by The Dow Chemical Company, and has been since 1946. Dow backs STYROFOAM with outstanding quality control, complete distribution, quick availability, a full staff of

research and technical service engineers specializing in home construction, a nationwide advertising and public relations campaign, and a full package of hard-working materials, from ad elements to site signs, to help you sell. It's support like this that has made STYROFOAM brand insulation America's #1 selling insulating sheathing. Find out how easy it is to put STYROFOAM and Dow on your side, to help sell homes your customers can afford to own. Call your Dow representative. Or write The Dow Chemical Company, Dept. E11, STYROFOAM Brand Insulation, Midland, MI 48640.

Put Dow  
on your side.




\*Trademark of The Dow Chemical Company

Circle 11 on inquiry card

# Styrofoam



WARNING: STYROFOAM brand insulation is combustible and should be properly installed. A gypsum board interior finish should be used in residential construction. For specific instructions see Dow literature available from your supplier or from Dow.



# Naturalite, your single source for skylights.

You are successful because your structures are design oriented and because they work. We became America's largest skylight company for the very same reasons.



Kimbell Museum of Art  
Fort Worth, Texas



Southlake Mall  
Merrillville, Indiana



Tuesday Morning Company  
Dallas, Texas

You can count on Naturalite to meet your aesthetic requirements. Equally important, Naturalite will gladly assist you from the design phase forward to insure enduring performance.

If you choose, Naturalite will work with you in determining proper illumination levels, taking into account such factors as activities, room sizes, and building orientation.

Naturalite will also help establish energy considerations through a computerized system which simulates local energy interactions. This data can then be interpreted into such facts as energy cost/savings and pay-back projections.

With Naturalite's Illuminometer system, daylight levels can be constantly monitored and artificial

lighting automatically switched on or off, resulting in dramatic energy savings in many cases.

Finally, Naturalite can execute your design in acrylic, glass or polycarbonates. And, we are equipped to install larger custom applications almost anywhere.

See Sweets insert 7.8/Na or contact the factory. Specify Naturalite skylights. The only skylight source you really need.



J.C. Penney Store  
Abilene, Texas



Residence  
Kansas City, Missouri

Midway Motor Lodge  
Milwaukee, Wisconsin

Elevated Walkway  
Southwestern Bell Building  
Dallas, Texas  
(Inset)

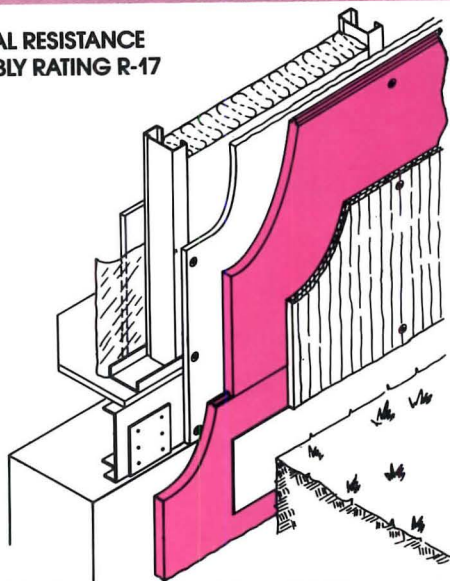
## NATURALITE® INC.

3233 West Kingsley Road,  
Garland, Texas 75040  
Box 28636, Dallas, Texas 75228  
(214) 278-1354

FOR INFORMATION CALL:  
Jim Wozniak, V.P. Arch. Design  
(Toll Free) 1-800-527-4018

# FOAMULAR

**THERMAL RESISTANCE  
ASSEMBLY RATING R-17**



## EXCLUSIVE!

**Foam sheathing with load bearing steel framing!**

Unique assembly with 1-hour fire rating employs 1/2" plywood siding panels, 1" FOAMULAR Insulation, 1/2" gypsum sheathing, 3 5/8" THERMAFIBER® MS Insulating Blanket, 6 mil poly film (optional) and 5/8" SHEETROCK® Brand FIRECODE® C Gypsum Panels.

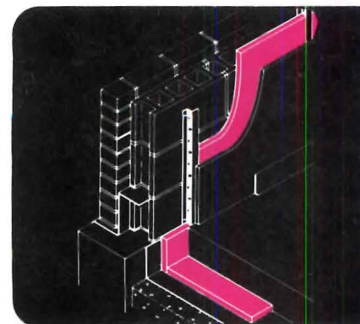
The following trademarks are owned by United States Gypsum Company: FIRECODE-SHEETROCK, THERMAFIBER, USG

**WARNING: COMBUSTIBLE.** Extruded polystyrene will ignite if exposed to fire of sufficient heat and intensity.

Now, the name that offers you more in exclusive insulating sheathing systems is first to fill another important architectural need. It's a 1-hour fire-rated commercial system for rigid insulating sheathing—with load-bearing steel framing (see schematic above).

This unique new system employs high performance FOAMULAR insulation—the remarkable polystyrene produced by a patented vacuum/hydrostatic process. Remarkable because of a closed-cell core structure, continuous skin surface, good flexural and compressive strength, minimized wicking, plus resistance to water, vapor and decay. FOAMULAR insulation scores and snaps clean to expedite installation. Meets Federal Specification HH-1-524B and major building codes. ■ Call your U.S.G. Representative. Mail coupon now!

**The higher the R-value the greater the insulating power. Ask your seller for the fact sheet on R-values.**



**Z-Furring System for insulating masonry and concrete walls.**



# AR

# ™

# Extruded Polystyrene Insulation

only  
UNITED STATES GYPSUM  
brings you this

# 1-HOUR FIRE-RATED SYSTEM!



...sive new  
...ue and groove  
...figuration reduces  
...filtration; permits  
...s to meet between  
...ing members.


SIZES  
1½", 2", 2½", 3"

Large head  
for greater  
holding power!



Ring thread  
provides  
automatic  
stop!

Penetrates  
up to  
14 gauge!



Masonry Cavity Wall Insulating  
System.



(A joint venture between subsidiaries of  
**UNITED STATES GYPSUM COMPANY**  
and **CONDEC CORPORATION**)

United States Gypsum, 404 S. Wacker Dr., Chicago, IL 60606, Dept. AR581  
Send complete product information on Foamular™ Polystyrene Insulation Systems to:

Name \_\_\_\_\_ Title \_\_\_\_\_

Firm \_\_\_\_\_

Address \_\_\_\_\_

City \_\_\_\_\_ State \_\_\_\_\_ Zip \_\_\_\_\_

Phone \_\_\_\_\_

Product currently not available in western U.S.

Circle 13 on inquiry card

Introducing the Advantage™ Fireplace, Heatilator's new concept in woodburning beauty and efficiency.

Energy-engineered from hearth to chimney, the Advantage lives up to its name for homeowner and builder alike.

**Looks that sell.**

New flush-hearth styling and low-profile design simplify your installation.

More importantly, they lend the trim, elegant look that makes the room and sells the home.

**Heat that saves.**

Its convective heat-circulating design and double heat-flow sys-

tem make the Advantage the most efficient fireplace we've ever built.

Drawing from each side of the unit, the Advantage channels room air up around the hot firebox, over

the double heat-exchangers, and back into the room via the large front screen.

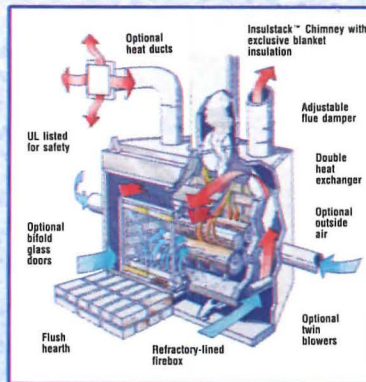
The result is supplemental heat that saves energy and money.

**Price — another advantage.**

Competitively priced, the Advantage is an affordable mark of quality your homes deserve. So why settle for just any fireplace?

Give your homes the name America recognizes. Give them the Advantage. From Heatilator®.

**Call toll free for your nearest dealer or distributor:  
1-800-247-6798**




# America's hottest name in fireplaces is giving you the Advantage.™



**heatilator®**  
AMERICA'S FIREPLACE SPECIALISTS

Circle 14 on inquiry card

# Why some of today's most memorable creations are based on brick.



Forget, for a moment, that brick is economical, long lasting and energy-efficient. That it's good looking and practically maintenance-free. Because one of brick's most endearing qualities, to an architect, is a flexibility that frees him to create unique design solutions. And the Ward Building outside Washington, D.C., by Donald N. Coupard and Associates, is a very good example.

The Ward design features a variety of trend-setting shapes and elements not usually found in a brick building. Like the distinctive porthole-type windows (above), with circumferences rimmed by brick set in a circular soldier course. Brick's variety of color

enabled Coupard to create an interesting effect by matching these circular brick with horizontal bands on the exterior walls—in contrast to the basic orange-red, modular brick used for the bulk of the wall surfaces.

It all adds up to an original building design which is beautifully suited to its function and location—based on brick.

For more information about the Ward Building, and about other innovative design applications of brick, write for a free copy of "Brick in Architecture," Vol. 36, #5, from the Brick Institute of America, 1750 Old Meadow Road, McLean, Virginia 22102.



BRICK INSTITUTE OF AMERICA

Circle 15 on inquiry card



## A research house for developing passive solar standards

Most passive solar systems for houses are designed on a qualitative rather than a quantitative basis. Furthermore, most knowledge that architects have of these systems is empirical. Mathematical models, and prediction methods based upon them, exist, but these have not been tested rigorously against actual passive-system components and houses operating under controlled conditions. And while some manufacturers of windows and skylights offer estimated seasonal performance values for these devices, presently there are no standard test procedures. In addition, test procedures are needed to give dependable data on other manufactured passive solar systems such as water walls.

So, at present, architects have to design passive systems with theoretical information and by rule of thumb. Obviously, these systems could be more cost effective if designers had more hard data on how the systems work.

Recognizing the need for research to develop data that would be helpful to designers, the Department of Energy commissioned the Center for Building Technology at the National Bureau of Standards to design and build a 1,400-sq-ft house that could be used to monitor and improve measurement techniques, which is now being readied for taking test data. The specific objectives are to: 1) develop performance standards for passive solar components, windows and skylights in particular, and 2) develop performance data on direct-gain passive solar systems (i.e., large south-facing windows) and masonry storage wall systems. For the latter, sufficient measurement points of surface, air and ground temperatures and recording equipment have

been provided to enable the collected data to be used as input for the passive solar portions of computer programs designed to predict annual energy usage of buildings.

Additionally, architects at the Center for Building Technology will be able to study the thermal performance and daylighting benefits of shuttered clerestory windows and shuttered north-facing windows.

Prior to the research-house activity, DOE conducted a survey to determine what kinds of passive solar products exist. Not surprisingly, most of these were found to be windows, but also included were water walls and change-of-phase tiles and tubes.

Related to the performance-standards portion of research-house program was the purchase of stock windows that were sent to private test laboratories for measurement of their thermal characteristics.


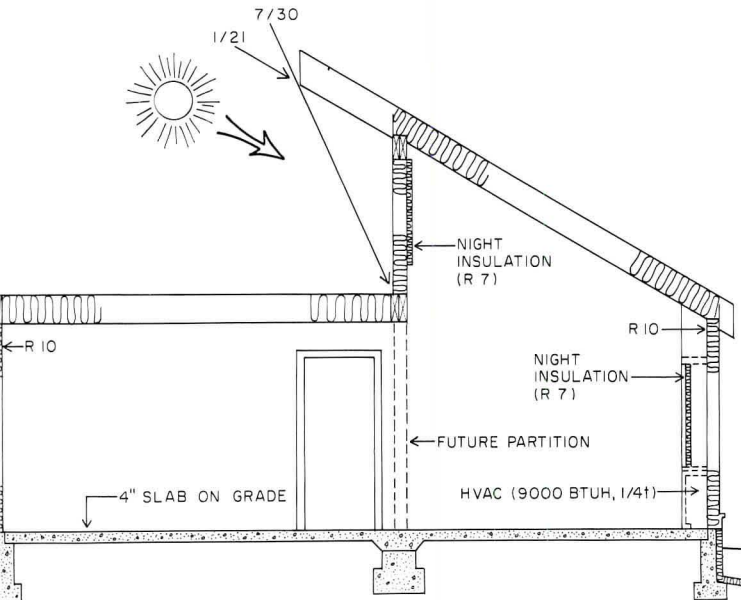
The \$146,000 research house is divided into four areas: a calorimeter space for developing performance standards for manufactured passive components, a masonry-storage-wall (Trombe wall) space, a control space and a direct-gain space.

In the calorimeter space, an insulated test frame with cooling coils and an electric heater behind an absorber panel can be moved up to the wall behind the large single window, or hung below the skylight, to measure heat losses and gains through them. The purpose is not to test a window or a skylight, per se, but rather to develop a standard for measuring the performance of these types of elements. For, as Mark McKinstry, former group leader of the Passive Solar Systems Group of the Building Thermal Performance Division of CBT, states, the purpose is to develop stan-


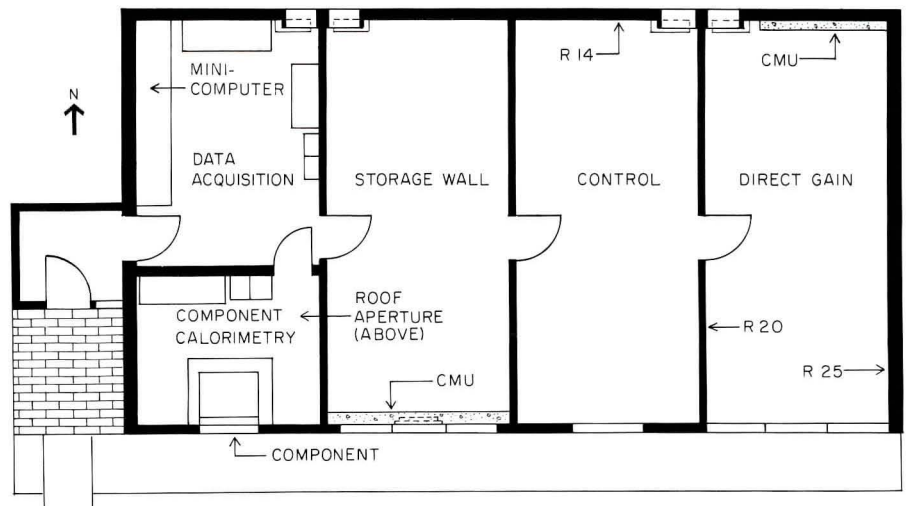
dard test procedures, not to test products. "The Bureau tests tests," is the way he puts it. An earlier example is the test work done to serve as the technical basis for three ASHRAE standards on water-type solar collectors.

The direct-gain space and the masonry storage-wall space have a very large number of sensors installed in multiple locations so that data can be acquired to validate the passive solar portions of such energy-usage computer programs as DOE II, BLAST, DEROB, etc., or some simplification thereof for residential application. Sensors will measure sensible and latent air temperatures, surface temperature of rooms, internal temperatures of the masonry storage wall and floor slabs, ground temperatures, and mean radiant temperatures (to determine if uncomfortable disparities in room surface temperatures develop because of passive solar input). Instrumentation is being installed for over 100 channels of information. This type of investigation—called class A by DOE—was originally conceived to be conducted in a total of six houses. With much of DOE's solar programs in limbo or cancelled, managers of the programs do not know how much will go ahead. In any case, DOE has committed \$180,000 for taking data in the NBS test house up through October of this year.

Another type of investigation planned by DOE involves installing instrumentation for 10 channels of information in 60 occupied houses from Maine to Florida to determine how well various passive elements in a house work. Measurements are to be made in one zone of each house to determine what fraction of the heating input is solar and what fraction from the heating plant.



The house is divided into four spaces: a calorimeter area for developing performance standards on windows and skylights, a room with a masonry storage wall (Trombe wall), a direct-gain room, and a control area between the last two with smaller windows for checking the relative performance of stored energy and direct sun. The last three rooms will be heavily instrumented with sensors buried in masonry walls and floor slabs, attached to wall surfaces, and mounted at gradient levels in the air. A clerestory shuts out unwanted sun in summer, but always admits pleasant daylight. In winter, sun can strike a masonry wall on the north side of the direct-gain space. The masonry storage wall has openings for air circulation, and doors above the windows in the outside wall for venting. North windows have shutters for nighttime and cold-weather use, and splayed recesses for more pleasant daylight. Instrumentation will be installed in the small closet with the louvered door.





introducing...

# SPHERA<sup>\*</sup>

the versatile cut-off luminaire meeting the most diversified requirements for area/street lighting.

Flexible choice of I.E.S. Type III or Type IV light distribution in every direction – with computer designed cut-off reflector that can be internally tilted and rotated before or after installation.

Two sizes up to 400W using energy saving H.I.D. sources. Constructed of polycarbonate structural foam – extra light – virtually indestructible – immune from corrosion – fully weatherproof.

Styled to live harmoniously in the finest architectural environment.

SPHERA, an outstanding mcPhilben product.

\*PAT. PENDING

# mcPhilben<sup>®</sup>



EMERSON ELECTRIC CO.  
270 Long Island Expressway, Melville, N.Y. 11747


The first name in privacy is the first name in productivity.

*brings you  
the first full height Privacy Panel System.™*

*provides differentiated privacy with four  
panel heights, including the first full-  
height panel as part of a complete space  
and technology management system.*

*Panels in a wide assortment of colors  
and fabrics interface with a variety of  
functional components — desks, CRT  
support surfaces, free-standing filing*

*To see the new Privacy Panel System,  
visit Hauserman at Necon,  
Suite 1012, June 16-19.*



# HAUSERMAN

# Why is an ICF Kitchen a little bit better?



photo: PETER PAIGE

# ICF

**Boffi**

International Contract Furnishings Inc.

305 E. 63rd St., New York, N.Y. 10021  
Telephone: (212) 750-0900  
Telex: 236073/Cable: Confun NY

ICF Kitchen Cabinets  
Model: Glacé  
Designer: Luigi Massoni

ICF/Chicago  
tel: 312/222-0160

ICF/Los Angeles  
tel: 213/659-1387


ICF/Houston  
tel: 713/840-7924

ICF/St. Louis  
tel: 314/241-6457

ICF/Washington D.C.  
tel: 202/298-7941



# Because Luigi Massoni pays attention to details.



Because, not only is the Glacé kitchen made in several genuine wood veneers, it is also offered in finished high-gloss colors (a finish that requires 43 separate hand operations to achieve). For each size cabinet, there is a wide selection of interior components, to utilize optimum storage space efficiently.

Because there is no visible hardware to detract from a clean-line minimalist design.  
 . . . the structural panels are  $\frac{3}{4}$ " thick (unlike most others which are  $\frac{5}{8}$ " or less).  
 . . . the backpanels create an impenetrable barrier against mildew and humidity.

Because custom-size cabinets are offered to create wall-to-wall, floor-to-ceiling installation.  
 . . . spare parts are always available to make later changes or to move to a new house.  
 We hope you'll agree, an ICF Kitchen is not just a little bit better, an ICF Kitchen is the best!

Circle 17 on inquiry card

# Total system efficiency. Get it with gas heating/cooling.

For space conditioning—whether in a giant structure or the smallest commercial building—it pays to look into the advantages of clean gas energy.

Gas is efficient, economical energy. And new energy-saving equipment makes it even more efficient. Modern integrated heating/cooling systems fueled by gas can provide the operating economies and reliability today's business demands.

And America's large underground gas supplies and potential new sources will mean continued supplies of efficient gas energy in the future.



Williams Center Forum, Tulsa, Oklahoma.

Gas: The future belongs to the efficient.



AMERICAN GAS ASSOCIATION © 1981

Circle 18 on inquiry card

roin

OFFENBURG  
Heinz Wirth

Kroin Architectural Complements  
14 Story Street  
Cambridge, Massachusetts 02138  
Telephone 617 492-4000

The Offenburg stacking chair is suited for hotels, restaurants and highly trafficked areas where seating is exposed to severe abuse. This series includes modular benches, stadium seats, chairs, tables and lounges, all from synthetic coated steel.

Circle 19 on inquiry card



## Tax credits and energy-saving residential design

The tax laws today contain economic incentives to induce certain taxpayers, namely owners and renters of homes, to invest money in energy-conservation measures. These legal influences can create opportunities for architects to provide professional services to clients in the residential sector. The combination of an immediate tax credit and long-term savings on energy costs may convince clients to seek architectural services in connection with residential projects in order to maximize their technological and financial benefits.

by Arthur T. Kornblut, Esq. and Fiona A. Power, Esq.

The Energy Tax Act of 1978, by the addition of Sections 44C and 1016(a) (21) to the Internal Revenue Code, created a Federal income tax credit for qualified energy expenditures made each year in connection with a taxpayer's principal residence. Final regulations on this "residential energy credit" were filed August 27, 1980, and parts of Section 44C were subsequently amended by the Crude Oil Windfall Profit Tax Act of 1980. These recent changes in the tax law have created a number of opportunities for architects with residential practices.

The current tax credit is 15 per cent of "energy conservation expenditures" up to \$2,000 (or \$300 worth of tax credit) and 40 per cent of "renewable energy source expenditures" up to \$10,000 (or \$4,000 in tax credit) for a possible total tax reduction of \$4,300. The minimum credit allowed is \$10 per tax year. If the allowable credit exceeds the limitation, the excess can be utilized during the succeeding taxable year. However, there will be no carry-over allowed after December 31, 1987.

If the qualified energy expenditures were financed with Federal, state, or other grants, they are eligible for the residential energy tax credit only if the amount of the grant is taxable as gross income. Tax-free funds are not allowed to generate what would be, in effect, double tax savings.

The tax credit is limited to expenditures made in connection with a taxpayer's principal residence, which must be located in the United States. It does not apply to money spent for energy savings in vacation homes. The law does not restrict the credit to homeowners, but because of the considerable expense involved, renters probably would not make expenditures to take advantage of the tax credit without the security of a long-term lease.

The statute defines the term "energy conservation expenditure" as an expenditure

made on or after April 20, 1977 for insulation or any other energy-conserving component (or for its installation) for a dwelling which was substantially completed by that date. Qualified insulation materials include fiberglass, rock wool, cellulose, urea-based foam, urethane, vermiculite, perlite, polystyrene, and extruded polystyrene foam. The term "other energy-conserving component" is defined as any item (other than insulation) which is included within one of the following eight categories:

1. a furnace replacement burner designed to achieve a reduction in the amount of fuel consumed as a result of increased combustion efficiency,
2. a device for modifying flue openings designed to increase the efficiency of operation of the heating system,
3. an electrical or mechanical furnace ignition system installed to replace an existing gas pilot light,
4. a storm or thermal window or door for the exterior of the dwelling,
5. an automatic energy-saving setback thermostat,
6. caulking or weatherstripping of an exterior door or window,
7. a meter which displays the cost of energy usage, or
8. an item specified by regulations to increase energy efficiency.

The original use of the energy-conserving component must begin with the taxpayer. It must also reasonably be expected to remain in operation for at least three years and must meet established performance and quality standards.

"Renewable energy source expenditure" means, in general, an expenditure made on or after April 20, 1977 for property which, when installed in connection with a dwelling, transmits or uses solar energy, energy derived from geothermal deposits, or any other form of renewable energy specified in

Internal Revenue Service regulations to heat or cool a dwelling or provide hot water or electricity for use within it; or wind energy for nonbusiness residential purposes. The renewable energy source property must meet performance and quality standards that are in effect at the time of the acquisition of the property and must reasonably be expected to remain in operation for at least five years. The original use of the property must begin with the taxpayer.

The performance and quality standards both for energy-conserving components and for renewable energy source property are to be established by the Secretary of the Treasury, who shall also establish a procedure for the certification of such items. The statute states that the manufacturer of the item must apply for certification. It was suggested that anyone (such as a homeowner or an architect) be permitted to request certification. The regulations could not allow this, however, because the statute specified the manufacturer as the appropriate person to request certification. This could prove burdensome if an architect or other person finds an energy-related use for a product which has not been recognized by the manufacturer. The innovator must then convince the manufacturer to go to the time and expense of the application process. However, the manufacturer might be persuaded to make the effort by the prospect of greater sales as a result of the newly found use for the product.

Some of the language of the statute was found to be ambiguous or confusing, and various amendments have been enacted subsequently to clarify meanings and answer questions raised by members of the public. Most of the amendments involved added definitional material. It is in these definitions that one finds the denial of a credit for devices with a dual function, a recurring theme throughout the regulations.

The final regulations supplement the definition of "insulation" ("any item which is specifically and primarily designed to reduce when installed in or on a dwelling [or water heater] the heat loss or gain of such dwelling [or water heater]. . .") by requiring that such item be installed between a conditioned area and a nonconditioned area (except when installed on a water heater, water pipe, or heating/cooling duct). The regulations offer an example precluding awnings from qualifying as insulation. Because "conditioned area" means an area that has been heated or

oled by conventional or renewable energy source means, a taxpayer in a warm climate cannot get a credit for insulating a home that is neither heating nor air conditioning.

Dual-purpose items do not qualify as insulation even though they may have been designed in part to have an insulating effect. Items such as structural, decorative, or safety-related items such as carpeting, draperies and their hangings, window shades, wood paneling, new replacement walls, and exterior siding are not eligible for an energy conservation tax credit because they perform more than one function.

Other definitions include "furnace replacement burner" and "furnace ignition system." The burner must replace an existing burner. It cannot be acquired as a component or for use in, a new furnace or boiler (new ones presumably are energy-efficient already). A "furnace ignition system" must replace a gas pilot light by mechanically or electrically igniting the gas burner in a gas-fired furnace or boiler. The credit for storm doors is limited to those prime exterior doors with an R-value of at least two throughout. Storm doors or thermal windows are eligible for credit but film applied on or over the surface of a window or door is not.

Perhaps the most significant parts of the regulations for architects are embodied in the section on active and passive solar energy systems. This area not only produces the owner's share of the annual tax credit (up to \$2,000) but also contains the greatest opportunities for design and technical innovation. "Solar energy property" in general is defined as materials and equipment of a solar energy system which transmits or uses solar energy to heat or cool a dwelling or to provide hot water for use within the dwelling.

Active solar systems are distinguished from passive systems in that active systems utilize either mechanically forced energy transfer (such as by pump or fan) to circulate solar-generated energy, or thermal energy transfer (such as by thermal siphon principles). Active systems usually use collectors, storage tanks, rock beds, thermostats, and heat exchangers. Passive systems, in order to qualify for the credit, *must* among other requirements contain all of the following five components:

- a solar collection area (defined as an expanse of transparent or translucent material, such as glass, positioned so that sun rays directly strike an absorber),

- an absorber (defined as a surface, such as a floor, exposed to sun rays admitted through the solar collection area, which converts solar radiation into heat and transfers the heat to a storage mass),

- a storage mass (defined as material, such as masonry, that receives and holds heat from the absorber and later releases the heat to the interior of the dwelling, is of sufficient volume, depth, and thermal energy capacity to store and deliver adequate amounts of solar heat for the relative size of the dwelling, and is located where it will be capable of distributing stored heat directly to habitable areas of the dwelling through a heat distribution method),

- a heat distribution method (defined as the release of radiation heating from the storage mass within the habitable areas of the dwelling or convective heating from the storage mass through airflow paths provided by openings or ducts in the storage mass to habitable areas of the dwelling), and

- heat regulation devices (defined as shading or venting mechanisms, such as awnings or insulated draperies, to control the amount of solar heat admitted through the solar collection areas and nighttime insulation or its equivalent to control the amount of heat permitted to escape from the interior of the dwelling).

Even if a system qualifies as a passive or active system, it does not mean that all of the materials and equipment are "solar energy property" for which a tax credit can be claimed. Only those materials and components (as well as labor costs for installation) whose *sole* purpose is to transmit or use solar radiation qualify for a tax credit as "solar energy property." (The definition of "insulation" is somewhat more liberal because it includes items whose *primary* purpose is insulating.) Thus a solar collector that is a structural part of the roof and such items as windows, skylights, and greenhouses do not qualify as "solar energy property" because of their dual function.

Yet another definition contained in the regulations is that of "wind energy property" which includes equipment (and parts solely related to the functioning of such equipment) installed in connection with a dwelling that transmits or uses wind energy to produce energy in a useful form for personal residential purposes. Examples are given of equipment such as windmills, wind-driven generators and storage devices that use wind power

to generate electricity or mechanical forms of energy. If the device uses wind merely to ventilate, it does not qualify as wind energy property.

The final definition is that of "geothermal energy property." The term includes equipment and related parts necessary to transmit or use energy from a geothermal deposit to heat or cool a dwelling or provide hot water for use within the dwelling. Because of the dual-function rule, equipment such as a pipe which serves both a geothermal function (transmitting hot geothermal water within a dwelling) and a nongeothermal function (transmitting hot water from a water heater within the dwelling) does not qualify as geothermal property.

A geothermal deposit is described as a geothermal reservoir consisting of natural heat which is taken from an underground source and is stored in rocks or in an aqueous liquid or vapor (whether or not under pressure) having a temperature above 50 C at the wellhead or, in the case of a natural hot spring (where no well is drilled), at the intake to the distribution system. The proposed regulations had required a minimum temperature of 60 C, but several comments from the public convinced the IRS that the lower temperature would be appropriate.

Because these laws and regulations are relatively new, it remains to be seen how the Internal Revenue Service will apply them in situations in which building products and materials do not fall clearly within the categories for which tax credits are permitted.

Architects normally design the energy-related aspects of a new or remodeled dwelling in accordance with the client's functional, esthetic and budgetary requirements. However, if the design can achieve tax savings, the client will receive a double benefit. Steadily rising fuel prices should encourage more people to approach residential design with an eye toward taking advantage of these tax credits. Architects with an awareness of how to design with tax credit-eligible housing components should be able to assist them.

---

Mr. Kornblut is a registered architect and practicing attorney in Washington, D.C. Ms. Power is an associate with Mr. Kornblut's law firm.

---

"Legal Perspectives" is published with the understanding that the publisher is not rendering legal services. If legal advice is required, the services of a competent professional should be sought.



# The Pella Clad Window System.

## Adding punctuation to an exuberant form.

The myriad expressions this house makes come from many angles. And each expression is a sensitive response to the needs of the owners and the environment.

The site is a long, narrow lot running from east to west in an established neighborhood of dignified homes and mature trees. Although the surroundings are park-like and there's a lake only yards away, view amenities were limited. Therefore the spatial organization of the house follows a strong linear progression from public to private from the street to the back of the lot. The basically symmetrical form of the street side clearly indicates entry, both for cars and pedestrians. Beyond this, the building form begins to reach for the sun and pull back for privacy. To this end, the majority of windows are placed high and wide on the south side. A veritable parade of Pella Clad Fixed Windows along the top of the ridge and dramatic triangular Pella Clad Fixed Windows at the top of stairways admit an abundance of light and warmth while still maintaining privacy.

Throughout the design development, the client added enthusiasm to the architect's exploration of forms and shapes that aim for energy efficiency and a spirit of excitement. After all, one of their major requests was that the house be "unique." Unique it is. Efficient, too. Even when the outside temperature was 0°, the house captured enough sun during construction to raise the inside temperature to 45° without using the furnace. Massive 2 x 6 framing in the walls and a 12" deep roof also allowed for maximum insulation.

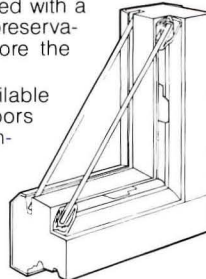
The Pella Clad System impressed the architects. So did the old Pella Windows. An addition built in 1952 to the owner's former home featured Pella Casements. Even after nearly thirty years the architects found the weatherstripping still tight, and the Rol-screens still rolled. Today's Pella Casement Windows offer air infiltration rates 16 times better than industry standards. Plus, outstanding R and U values combine to make a truly energy tight window. And, the trapezoid and triangular windows could be built with identical Pella Cladding to match the operable units.



**The Pella Clad System. Matching protection for both fixed and operable windows.** Completely covering the exterior surface of both operable and fixed units is a sturdy aluminum jacket that's finished with high-temperature baked enamel. This tough coat, in either White or Dark Brown, resists color degeneration, chipping, flaking, peeling, cracking and a host of other

plagues. The corners are carefully joined for effective weather protection and give a neat, mitered appearance. Underneath, the solid wood construction has been vacuum treated with a water and insect repellent preservative after forming and before the units are assembled.

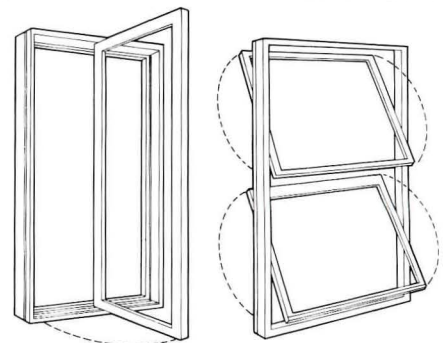
This same cladding is available on Pella Sliding Glass Doors and all types of Pella Windows. Yet, for all this protection on the outside, the inside shows only the warmth and beauty of real wood, ready for stain or paint.



**Air space. It's one of nature's best insulators. And Pella offers more.** The Pella Double Glass Insulation System features a full 1<sup>3</sup>/<sub>16</sub>" of insulating air

space between the fixed outer pane and the removable inner glass panel. Or specify Pella's Triple Glass Insulation System with a total of 1" of air space between the fixed outer pane and the inside pane of the removable inner double insulating glass panel. For Sliding Glass Doors and large Fixed Windows consider optional Pella Triple Insulating Glass with two 3/16" air spaces between three panes of glass. Standard Sliding Glass Door glazing is double glass with 1/2" of air space. Where protection from heat gain and glare is the issue, specify reflective environmental glass.

**Easy washing. A distinct advantage.** Pella Casement and Awning Windows feature a unique patented hinging system that allows the sash to open towards the center of the frame. There's more than ample room to reach both sides of the window with-



out leaving the house or using ladders.

Pella Double Hung Windows have a special spring-loaded vinyl jamb that allows each sash to rotate 360°. Every corner can be easily reached for cleaning. And because the sash pivots at the center, the weight is counterbalanced for safe handling.



**More Pella options to consider. Like the Pella Slimshade®.** Attractive narrow

slat metal blinds set between panes of the Double Glass System means dust and damage are almost unheard of. Adjustment of these Oyster White or Dark Bronze blinds is easy with just a twist of the dial set inconspicuously in the lower corner of the sash. And they offer considerable heat retaining benefits as well as shading. Available in Pella Casement and Double Hung Windows, the Pella Contemporary French Sliding Glass Door, and the new Pella Sunroom.

For more detailed information, use this coupon to send for your free copy of our 32-page, full color catalog on Pella Clad Windows & Sliding Glass Doors. Call Sweet's BUYLINE number or see us in Sweet's General Building File. Or look in the Yellow Pages under "Windows" for the phone number of your Pella Distributor.

Name \_\_\_\_\_  
Firm \_\_\_\_\_  
Address \_\_\_\_\_  
City \_\_\_\_\_  
State \_\_\_\_\_ Zip \_\_\_\_\_  
Telephone \_\_\_\_\_

**Mail to:** Pella Windows & Doors, Dept. T30E1, 100 Main St., Pella, Iowa 50219. Also available throughout Canada. This coupon answered within 24 hours. © Rolscreen, Co. 1981

## Pella. The significant difference in windows.

Architect: Meilus/Wadsworth Architects, Brooklyn, New York  
Contractor: Ellison Construction Co., Minneapolis, Minnesota

Circle 20 on inquiry card



**LIFE ISN'T  
CHEAP.**

**SHARE  
THE COST OF  
LIVING.**

**GIVE TO THE AMERICAN CANCER SOCIETY.** 

This space contributed by the publisher as a public service.



# REPRINTS OF ARCHITECTURAL RECORD ARTICLES

You can order reprints of any articles that have appeared in Architectural Record, whether in color or black-and-white, in whatever quantities you need, for use in your own mailings and presentations.

For more information, price quotes and help with layout and format of your reprints, call:

Patricia Markert  
212/997-6081

ARCHITECTURAL RECORD



## **Weather Shield**

### **Energy Efficient Windows and Doors**

In addition to our complete line of wood windows, patio doors, and steel insulating entrance systems, Weather Shield will manufacture direct set units to your custom home plan.

Our direct sets can be ordered in a wide variety of shapes and sizes, including triangles, octagons, trapezoids, and special square or rectangular sizes.

With uncompromising craftsmanship, we design each custom unit to compliment your Weather Shield case-ment, awning, double hung, and scena-vu windows. For total building continuity, we offer coordinated patio and

steel insulating entrance doors to further enhance your window selections.

1" insulating glass or optional 1" triple insulating glass provide optimum energy efficiency and value. The virtually maintenance-free exteriors of white vinyl "Lifeshield", Adobe Aluma Clad, and white or adobe Thin Fin Trim are also available on these custom units.

For the design-conscious, it's Weather Shield windows and doors – a beautiful way to add shape, dimension, interest, and creative flair to the structure and architectural design of the home.

Get to know Weather Shield, see the 1981 Sweet's file #8.16 wd or call Weather Shield's Marketing Manager, H. J. Koester at (715) 748-2100.

# **WEATHER SHIELD**

WEATHER SHIELD MFG., INC.  
P.O. Box 309, Medford, Wisconsin 54451



# "With REZ® Wood Stains we get a unique combination of color selection, service and technical support".

Walton L. Bazemore, A.I.A.  
Maddox and Associates, P.C.  
Savannah, Georgia



The exterior of this striking home designed by Walt Bazemore is made entirely of cypress and stained with Rez Oil Type Semi-Transparent Wood Stain. A variety of Pittsburgh® Paints were also used throughout the interior.

"We knew from past experience that we would get a durable, quality product when we specified Rez Wood Stains for this home," says Mr. Walt Bazemore. He continued, "Other equally important factors in our decision to use Rez Wood Stains were color selection plus nearby service and technical support . . . from the Pittsburgh Paints distributor in Savannah. These add up to an economy of time that's difficult to measure in terms of dollars and cents."

If you're specifying or using stain on your next project, consider these plus benefits of Rez Wood Stains.

- "Now" colors — 145 Rez Wood Stain Colors or we'll match most

any color you have in mind.

- Quality and durability that have been proven for over 30 years.
- Fast service from a nearby Pittsburgh Paints distributor — and a **single source** if you need both **stain and paint**.
- Technical support from one of the nation's leading paint and coatings manufacturers. Assistance on **your specific project**, if necessary, is available from your local PPG Representative.

See Sweets File 9.9/PPG or get our 8-page brochure by mailing the coupon.

PPG INDUSTRIES, Inc., One Gateway Center—3W, Pittsburgh, PA 15222

- Please send 8-page brochure regarding Rez Wood Stains.
- Please have representative call.

Name \_\_\_\_\_

Title \_\_\_\_\_

Company \_\_\_\_\_

City \_\_\_\_\_ State \_\_\_\_\_ Zip \_\_\_\_\_

AR 5

**PPG: a Concern for the Future**



## PITTSBURGH PAINTS

Manufacturers of REZ® Wood Stains and Varnishes in U.S.A.  
Also available in Canada.




# benches & planters:

crafted elegance in wood that stands the test of time.




Style BC



Style BS



Style YF

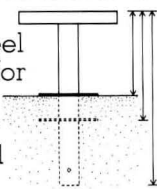


Style BCW

*Sitecraft benches* are offered in ten stylish choices or can be custom crafted to meet special requirements. They all offer the elegant simplicity of design and superb craftsmanship that make them a perfect companion to any architectural or decorating style.


Because they are crafted from the finest redwood and offer features like concealed steel rods and special anchoring systems, Sitecraft benches are a lot more than attractive, they last, in fact they're proven to be almost indestructible by man or nature.

Most styles even come with a choice of enamel finished, welded steel pedestals for surface, subslab or embedded mounting.




*Outside or inside there's a Sitecraft bench that's right for you.*

**sitecraft**  
by **ROSENWACH** inc.  
40-25 Crescent Street  
Long Island City, NY 11101  
(212) 729-4900



Style S



Style HR



Style R

*Sitecraft Square Planters* offer strength and beauty in seventy-eight stock sizes. Two inch thick, clear redwood staves reinforced with two galvanized steel rods in each face for extra strength. They're as tough as they are good looking.

*The Sitecraft Half Round Planter* is a problem solver when space is at a premium. It takes up half the size of any full-round planter and fits snugly right up against a wall. Add a PVC liner and Half Round is at home inside a hall or lobby.

*Sitecraft Round Planters* are always the perfect choice. Forty-four stock sizes are available.

**How can we help?**  
For information on benches, planters or other Sitecraft site furnishings call toll free (except in New York State) **800-221-1448**

**All Sitecraft products are shipped fully assembled, finished and ready for installation.**



**FREE CATALOG**  
For a color catalog describing the complete line of Sitecraft site furnishings write or call today.

# sitecraft

Circle 25 on inquiry card



## MONTGOMERY MOVES PEOPLE AT MARSHALL FIELD, WARDS, CARSON PIRIE SCOTT AND WIEBOLDTS IN STRATFORD SQUARE

In beautiful Stratford Square, Bloomingdale, Illinois, sixteen escalators and thirteen elevators manufactured and installed by Montgomery, move people and merchandise efficiently between the shops, restaurants and theatres in the mall and the four major department stores.

Montgomery has again demonstrated its expertise in vertical transportation design, installation and maintenance. For ideas and additional information, call your Montgomery representative. You'll find his number in the yellow pages throughout North America and overseas too.

Developer: Urban Investment and Development Co.  
 Architect: R.T.K.L., Baltimore, Maryland  
 General Contractor: Inland Construction, Inc.



ELEVATORS/ESCALATORS POWER WALKS & RAMPS  
*montgomery moves people*

MONTGOMERY ELEVATOR COMPANY, MOLINE, ILLINOIS 61265 MONTGOMERY ELEVATOR COMPANY, LIMITED, TORONTO, ONTARIO M9B3S5 OFFICES IN PRINCIPAL CITIES OF NORTH AMERICA.

**Circle 26 on inquiry card**



## THE CIRCA. *As easy to sell as it is to install.*

Consumers liked its design, technology and performance. And they really liked how easy it is to install. That made the Circa part of the most successful new product introduction in our 25 year history.

After such an amazing first-year performance, there's only one thing left to do. Top it this year. And if anything will, the Circa will. Here's why.

**Superior sales appeal:** Nothing sells the Circa like the Circa itself. There's sales appeal in the allure of its design, the quality of its performance, and the simplicity of its installation. And to all this, add the fact that the Circa is UL listed. *None* of its competitors are.

**Superior advertising support:** Beautiful full page, four-color ads in over 40 national magazines to display the feature-by-feature superiority of the Circa to more than 37 million qualified prospects.

**Superior marketing support:** A lavishly illustrated catalogue with proven effectiveness in delivering pre-sold prospects. Equally effective point-of-sale material for walk-in customers.

**Superior profit potential:** A clearly unparalleled product and the best-known, most-wanted and trusted brand name in the industry. It's everything you could ever hope to offer customers. Offered to you only by Jacuzzi Whirlpool Bath. For more information call toll free



**(800) 227-0710.**


**Jacuzzi**  
WHIRLPOOL BATH

*Anything else is something less.*

**JACUZZI WHIRLPOOL BATH**  
Subsidiary of Walter Kidde & Company, Inc.  
**KIDDE**


P.O. Drawer J, Walnut Creek, CA 94596 In California, Alaska, and Hawaii, Call (415) 938-7070  
©1980 Jacuzzi Whirlpool Bath.

Circle 27 on inquiry card



**SUN TRONIC HOUSE**

**...an excitement of elegance and inspired concepts**

 **Count on Copper**



SUN / TRONIC HOUSE

## Raise high again your expectations with the inspiration of Copper Meta

The exciting Sun/Tronic House™ features inspired concepts for the copper metals in an elegant home setting using the latest in residential solar energy and the precision of household management control provided by personal computers. Conceived and built by the Copper Development Association Inc., advanced market development arm of the copper and brass industry, the Sun/Tronic House is a dazzling showcase of sensitive design, superb building materials, tasteful home furnishings by W&J Sloane and clean-lined, efficient appliances from General Electric.

The Sun/Tronic House is a comfortable real home. The home is proof-positive that with sound energy management and personal computer technology, you can raise high again your expectations for elegant living — even in an era of tightening fuel supplies.

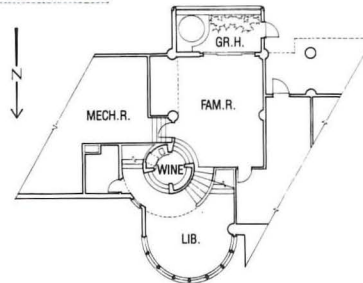
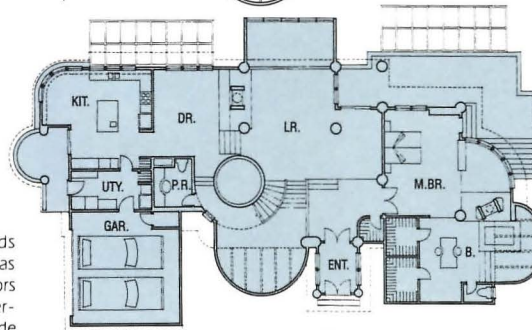
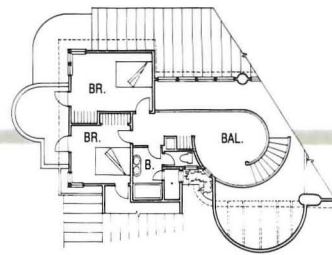
An interplay of active and passive solar systems in the Sun/Tronic House provides more than 60% of the home's space heating and hot water. Photovoltaic cells that directly convert the sun's power into electricity furnish a portion of the home's electrical needs.

Nature and the creative intellect work together brilliantly in the Sun/Tronic House to give a strong yet subtle statement of the sensibly elegant comfort that is available today. Natural building materials, the captured sun, and electronic systems in the Sun/Tronic House are aimed directly at convenience and efficiency, in an environment of confident good taste and carefree elegance. California redwood, upholstery fabrics of Herculon® olefin fibers and Karastan carpets, along with copper metals used throughout the house, provide an almost maintenance-free environment. In addition to copper solar equipment, the home's copper, brass, and bronze products are hallmarks of quality construction and design. These include copper plumbing and wiring and copper metals for architectural and decorative uses.

Home's southern exposure features copper solar collectors by Libbey-Owens-Ford, mounted at ground level for easy maintenance. They flank two-story Lord & Burnham greenhouse-solarium, flashed with lead sheet. Copper is first choice for solar panels because of its superior heat conductivity and corrosion resistance.







Snug in a hillside, north side defends against winter winds. Vestibule serves as airlock against drafts. Copper-clad doors by Stanley have magnetic weatherstripping. Siding is durable, clear-grade certified kiln dried California Redwood.

East and west elevations reveal the design versatility of the "Tough 12" high-strength standing seam copper roof. Copper roof was installed with new automatic forming and seaming equipment, reducing total cost. Underneath every roof surface: 9" of R-30 Owens-Corning Fiberglas® blanket insulation plus 1" of Owens-Corning Fiberglas® High-R sheathing.

Floor plan depicts Sun/Tronic's various room levels, spacious living areas and graceful, curved wall surfaces.





SUN / TRONIC HOUSE

## Living spaces that radiate gracious warmth and comfort

Interior spaces of the Sun/Tronic House flow effortlessly into one another, charming the eye with change and surprise. The lines are gentle, soft, and curved, and yet there is sufficient angularity to establish a pleasing balance of grace and quiet strength.

Natural materials used on the exterior, such as redwood, slate, and copper metals, combine beautifully with the distinctive interior furnishings from W&J Sloane, the fine care-free fabrics of Herculon, distinguished furniture from Sherrill, and the lush Suede Manner broadloom carpeting from Karastan.

The plan of the Sun/Tronic House is eminently practical. The soaring ceiling takes advantage of convection currents; rising warm air is recycled down an energy column and circulates under the Vermont slate floors of the lower levels. The bold, brass-appointed fireplaces add steady warmth to the living spaces by recirculating heat to other rooms.

The semi-circular library is one-half level below the living room, and the microprocessor system from Apple Computer is located there. Continually monitoring data from electronic sensors, the personal home computer determines when to activate the solar systems and in what combinations; when to distribute space heating from storage; and when to operate heat pumps, solar cells, and night setback thermostats for maximum efficiency, comfort, and economy. The home computer also controls the security, fire sprinkler, and smoke detector systems.

Architects for the Sun/Tronic House are the Berkus Group Architects of Santa Barbara and Washington, D.C. Mechanical engineers are Mueller Associates of Baltimore. Contractor is, W. R. T. Smith, Wilton, Conn. Interior design is by MAC II of New York.

*Vaulted space of living-dining areas is divided by soaring mirrored-brass, double-faced fireplace. Column in living room collects warm air that rises toward the ceiling and then directs it down for circulation in lower level "air floor." Vermont slate flooring radiates the warmth upward again.*





Looking down from the balcony: W&J Sloane furnishings reflect traditional and contemporary taste. Sherrill sectionals and other furniture are covered in fabrics of Herculon®. Carpet is Suede Manner by Karastan. Brass end tables and cocktail tables are from W&J Sloane. Greenhouse-solarium provides solar-heated air that warms floors in family room and library.



Library's computer console monitors energy reserves, lighting, fire and security protection. TVs on keyboards in other rooms have access to Apple II's 48K memory. The skylight (with its thermal-lagging shade to limit nighttime heat loss) opens library to brighttime comfort.



Two-story Lord & Burnham greenhouse-solarium is part of passive solar system, which provides 15% of space heating. It's equipped with insulating glass, power fan ventilation, computer-controlled Roll-A-Way motorized insulating shutters. Redwood hot-tub invites the family. Masonry greenhouse walls, slate floors, copper tubes in the family room solar wall — all store sun's heat.

Open spiral staircase leads to the upper level balcony commanding exciting views of the living areas.



Living room focus is media wall with GE electronic entertainment products including a 45" diagonal GE Widescreen TV, GE video cassette recorder. Also featured: 4-speaker stereo system, 13" Apple II computer, seating group with stain-resistant fabrics of Herculon.

Sectional group by Sherrill in the quiet corner of the living room stimulates conversation and relaxation. A brass-faced sliding glass door has easy access to the open redwood deck beyond.





SUN / TRONIC HOUSE

## Sun-filled spaces bring good friends, good food together

Sun/Tronic's formal dining setting is gracious, light, and calmly ordered. Entertaining in this home makes evident Sun/Tronic's exceptional and elegant qualities.

The kitchen fulfills all the criteria for excellence and joy in food preparation. The work island with salad sink is convenient to all resources as well as the informal dining area. Windows of Libbey-Owens-Ford Thermopane® insulating glass in brass frames provide a warmth that blends beautifully with the copperware, the slate flooring, and the St. Charles cabinets that are finished with hardwood countertops and solid brass trim.

Computer efficiency comes to the kitchen also. A GE television equipped with keyboard is linked to the central computer. Simple instructions command the computer to display selected menus, recipes, and food and wine inventories and to forecast expenses.

GE's kitchen appliances and nearby laundry appliances,

all placed with an eye to work flow, were chosen because of their proven quality and energy conservation. Copper cookware is here also, the overwhelming choice of gourmet cookware. Copper has no equal for even-heating.

The GE dishwasher and microwave oven are real energy savers. The GE Food Saver Refrigerator has compartments for specific foods with their different temperature and moisture requirements. Color-coordinated fixtures like American-Standard's Fiesta dual-level sink add to the visual delight of Sun/Tronic's kitchen.

St. Charles' cabinets provide fingertip access to utensils and storage areas. Gliding out at a touch are such units as bread box, ventilated trays for fruit and vegetable storage, and deep-base sliding shelves for bulkier items.

*Antique mahogany dining table with place settings from W&J Sloane sparkles from through Thermopane® insulating glass by LOF set in brass insulated window frame. Brass-trimmed breakfront and brass service cart add touches of elegance.*

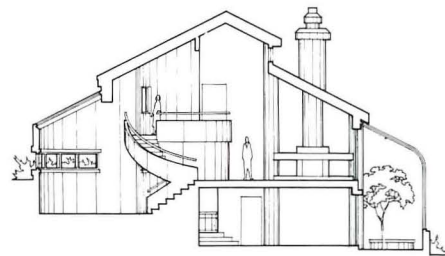




place opens at floor level in living room, at table height in dining room. Sheraton-styled mahogany table and floral print chairs from W&J Sloane contrast with the home's contemporary architecture. In-bleed assist for pleasant dining: full-length lead acetate in walls to dampen kitchen sounds.



Island food preparation center is complete with salad sink by American-Standard. Note dual-handle brass pantry faucet. Professional-quality copper cookware functions beautifully, lasts a lifetime with easy care. Antique mahogany table and chairs from W&J Sloane echo curving corner window in charming breakfast nook.



Cross-sectional view of the Sun/Tronic House reveals an integrated architectural design, which blends secluded northern exposure with open, sun-filled living areas on the south.

Platinum color, brass-accented cabinets lining work areas are from St. Charles Fashion Kitchens. Side-by-side refrigerator-freezer, food processor, compactor, and stove with large-capacity oven are latest work-saving designs by GE.



Copper chafing dishes on the breakfast cast a melodic glow over entertaining. Delightfully sophisticated-oriental art is from W&J Sloane.





SUN / TRONIC HOUSE

## Special places in this home give new meaning to privacy

The Sun/Tronic House provides special areas of restorative privacy for family members.

Thoughtful zoning by the architect is where it starts. The master bedroom suite and the children's bedrooms are located at opposite ends of the house. Behind the master suite's double doors we find an adult retreat, providing basic human comforts with Sherrill furniture, Herculon fibers, and Karastan carpeting, all available at W&J Sloane.

It's still a solar environment, of course. The serene copper cylinders gracing the suite's southern window wall are passive solar heating units. Water inside the cylinders is warmed by freon charged heat pipes, which collect their heat from a copper absorber plate on the outside. Copper is exceptionally efficient for heat transfer. The wall between is insulated with Owens-Corning Fiberglas® insulation. The stored heat in the cylinders radiates into the room.

The fireplace and mantel are beautified by brass. It is opened to view on two sides, delighting the bed and sitting areas and the expansive bathing space beyond. Fitted brass framed glass doors prevent heat loss. Outdoor air, not warmed room air, is used for combustion.

The master bath is, without contradiction, both simple and sumptuous, having a shower and sunken whirlpool bath by American-Standard. Twin pedestal island lavatories enhance the master bath area. The self-venting copper Sovent™ single-stack drainage system makes possible the design and location of island lavatories like these.

Sleeping as well as living areas in the Sun/Tronic House are protected by an all-copper fire sprinkler system.

Brass-accented fireplace separates sitting and bathing areas. Dropped floor puts hearth at comfortable sitting height. California redwood deck outside semi-circular brass window echoes breakfast nook design at other end of house. Sherrill chaise upholstered with fabrics of Herculon supports a decorative pillow grouping.





American-Standard whirlpool bath is nestled between the brass-accented fireplace and plant-adorned shower area. Sun enters skylight to warm and brighten bathing area and dressing room. Computer controls insulator-shade under skylight.



Four-poster brass bed in a supremely comfortable setting of restrained luxury is located for privacy while commanding a view of the outdoor redwood deck and the fireplace-sitting area. Copper heat pipe wall is in background.

Multi-faced brass framed mirror serves separate American-Standard Ellisse Grande lavatories. Copper Sovent™ plumbing makes this island design possible. Beyond is another convenience: twin walk-in clothes closets.

Girl's and boy's rooms have upholstery fabrics of Herculon and Karastan Berbereau Prisms carpeting. Both can take active wear from energetic children and still keep their freshness. Overhead: practically invisible copper fire-sprinkler protection.

A dual-bowl pedestal lavatory from American-Standard in the second floor bath. Brass-framed shower enclosure reflects its elegance in mirror above lavatory.




## Copper keeps the energy flowing

The Sun/Tronic House is certified by the National Energy Watch, the energy conservation program developed by the Edison Electric Institute. In this home, Owens-Corning Fiberglass insulation and LOF solar systems are put to full use to conserve energy.

All-copper liquid flat-plate solar collectors by LOF meet primary space heating needs by circulating sun-warmed water through copper tubes to the 1,000-gallon insulated tank, where its heat is stored and eventually distributed as warmed air. Passive solar systems, including a copper tube

water storage wall, a copper heat pipe wall, a Lord & Buham greenhouse-solarium, and Vermont slate floors store and radiate supplemental heat. GE high efficiency Executive Weathertron® heat pumps supplement the various solar systems and provide the home's central cooling. Hot water for household use is supplied by the active solar system, Hot-Water-Bank heat recovery unit, and auxiliary electric

Solarex photovoltaic cells convert sunlight directly to electricity, which is stored in C&D's lead-acid batteries. They operate pumps in the active solar system and to provide



1 One of home's two GE high efficiency Executive Weathertron heat pumps which provide auxiliary heating and cooling.

2 1,000-gallon tank is for solar storage and holds water supply for the fire sprinkler system.

3 Copper service lines carry electricity to house through ever reliable copper cables. Safe and sure copper building wire distributes power throughout the home.

4 Dependable, durable copper plumbing tube and fittings integrate liquid solar, fire sprinkler, water distribution, and drainage systems.

5 C&D lead-acid batteries store electricity supplied by Solarex photovoltaic cells.

6 Bronze-bodied pumps keep fluids flowing through advanced mechanical systems.

7 Heat exchangers transfer heat from liquid solar collectors to solar storage tank.

8 Copper Sovent single-stack drainage system takes care of home's sanitary requirements and provides architectural design flexibility.

9 Glazed black copper absorber plate captures sun's warmth and transfers it to freon charged copper heat pipes inserted in copper storage tanks.

10 For convenience and security: Stanley's new Pre garage door opener with safety reverse.

11 LOF all-copper liquid solar collectors supply space heating and domestic hot water.

12 Numerous types and sizes of bronze valves varied and flexible control of mechanical systems.

13 Forced air flows over copper fan coil unit through which circulates solar hot water.

14 The Solarex photovoltaic panels satisfy a portion of the home's demand for electricity.



# and the home secure... beautifully so!

emergency lighting and computer power.

Coordinating these active and passive systems is the computer program prepared by W.W. Gaertner Research. The software also handles other aspects of environmental control, monitors fire and intrusion protection, and facilitates computer access to the family's personal files.

Copper's traditional uses in plumbing and electrical systems are basic to the functional performance and security of Sun/Tronic House. For these uses, copper has always been the standard of quality and true economy. In addition,

copper's role in countless consumer products, lighting fixtures, and other applications inside and outside the home demonstrates an extraordinary versatility. But its story does not end there. The good news goes on — for the future is bright as to the plentiful supply of copper in the USA. Natural abundance plus recycling make the USA essentially self-sufficient in copper. So use it with complete confidence — as is done so beautifully in the

**SUN TRONIC HOUSE**



1 Copper-clad insulated entrance doors offer an impressive and elegant welcome.

2 Mirrored brass switchplates conveniently group controls and lend a classic decorative touch.

3 All-copper passive solar heat pipe wall provides warmth to master bedroom.

4 The attractive and durable polished brass threshold is used in copper entrance door.

5 Roll-formed insulated brass framed projection window enclose LOF Thermopane insulating glass.

6 Convenient to entertaining is the wine rack and wet bar highlighted by stunning brass and glassware.

7 New automatic techniques make copper roofing's installation quick and economical. Copper provides a maintenance-free and permanent cover.

8 All-copper fire sprinkler system is essential for protection of home and family.

9 Beautiful copper cookware and modern microwave oven offer kitchen efficiency — with status.

10 Computer controlled motorized Roll-A-Way Insulating Security Shutters provide heat control and security.

11 Brass faucets complement pedestal lavatories.

12 Crisp computer keyboard provides finger-touch control of home's key functions and family records.

13 Shimmering brass door hardware adds luster to every entry throughout the house.

14 Antique brass trim holds firm the rectilinear lamp, one of many which grace the home's exterior.

15 Brass railings serve to keep continuity of decorative theme throughout home.



**SUN/TRONIC HOUSE**

**Products and concepts from the following participating sponsors are featured in the Sun/Tronic House with the thought that they will assist you in your own quest for the good life.**

**American-Standard**  
Plumbing Fixtures & Fittings

**Apple Computer Incorporated**  
Computer System

**Burnham Corporation**  
Lord & Burnham Division  
Greenhouse-Solarium

**California Redwood Association**  
Siding, Decking, Interior Trim

**C & D Batteries Division**  
Allied Chemical Company  
Lead-acid Storage Batteries

**Edison Electric Institute**  
Energy Systems and Programs

**W. W. Gaertner Research Inc.**  
Computer Systems and Software

**General Electric Company**  
Consumer Products and Services Sector  
Major Appliances, Heat Pumps,  
Television, Housewares, Lighting

**Hercules Incorporated**  
Herculon Olefin Fiber

**Karastan Rug Mills**  
Carpeting

**Lead Industries Association, Inc.**  
Storage Batteries  
Sound Attenuating Sheet  
Greenhouse Flashing

**Libbey-Owens-Ford Company**  
Architectural Construction  
Insulating Glass  
Solar Energy Systems  
Solar Collectors (Liquid)

**Owens-Corning Fiberglas Corporation**  
Insulating Products

**Prime Marketing Group Incorporated**  
Roll-A-Way Insulating Security Shutters

**Sherrill Upholstering Company**  
Upholstered Furniture

**Solarex Corporation**  
Photovoltaic System

**St. Charles Manufacturing Company**  
Cabinets, Kitchen-Laundry Room

**The Stanley Works**  
Stanley Door Division  
Garage Door, Exterior Doors  
Stanley Vemco  
Garage Door Opener

**Vermont Structural Slate Company, Inc.**  
Slate Flooring, Exterior Walkways

**W&J Sloane**  
Interior Furnishings



For more information circle 28 on inquiry card



**COPPER DEVELOPMENT ASSOCIATION INC.**  
405 LEXINGTON AVENUE, NEW YORK, N.Y. 10174

# RECORD HOUSES

1981

From Bermuda to California, from Texas to Michigan, the houses in this issue reflect with striking diversity the variety of their owners' programs, their environments, and—in a nation dominated by irregular topography—the distinguishing features of the sites on which they are built. As a group, they are idea-rich and remarkably free of cliché. Historic and regional themes, although fully and freely re-examined, provide no more than the simplest design constraints. And in several of the houses like Hugh Jacobsen's "telescoping" plan (cover and pages 116-121), wit makes a welcome contribution too. But humor never comes at the expense of solid, thoughtful design, for when the smile passes, a substance remains. Energy concerns are apparent in nearly all of the designs, and as these concerns continue to mount, as they continue to reshape residential buildings, the need for more comprehensive and reliable data on energy use is widely felt. To help satisfy this need, the U.S. Bureau of Standards is presently conducting extensive trials on passive solar design components in a specially constructed test house north of Washington, D.C. RECORD's senior editor Robert Fischer examines the significance of these trials in an article on pages 26-27. A second and related article, this one by architect-attorney Arthur Kornblut and his associate Fiona Power, de-mystifies the new IRS amendments to the Energy Tax Act of 1978. These amendments define as specifically as possible which home improvements qualify for tax credits and which do not.

Finally, to make space for these articles and give each of the 16 award-winning houses the space it deserves, Record Apartments—long a part of this issue—will be given a separate, more generous, more appropriate setting in our regular July issue where it will continue to recognize and celebrate the increasingly meaningful achievements of architects in the important field of higher-density, multi-family design. —*Barclay F. Gordon*



## VENTURI, RAUCH AND SCOTT BROWN

### PRIVATE HOUSE, BERMUDA

Bermuda architecture has a character all its own—a distinct hybrid combining the English vernacular traditions of its 17th-century settlers with the exigencies of a semi-tropical place. This well-tempered blend of history and practicality is a legacy Bermudians are intent on preserving. Any new building must necessarily pass under the watchful eye of a committee, charged with maintaining the island's architectural continuity; if the proposed plans are not deemed appropriate—read “traditional”—they must either be revised or the building isn't built. Five years ago, that guardian committee was presented a set of drawings detailing the house shown here; one can only imagine their delight. The committee was being presented with the quintessential Bermuda House—almost.

The “almost” belongs to Robert Venturi,

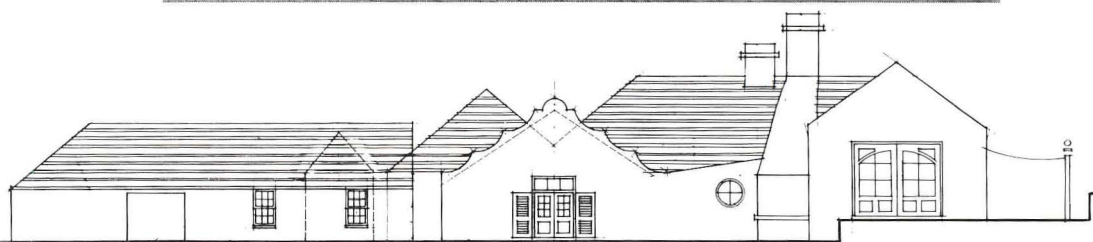

John Rauch and Denise Scott Brown, who argue that the *existing* conditions (architecture, tradition, topography, culture) of any given place (not just the beautiful places) should not only be acknowledged, but should generate architectural form: from Las Vegas to Levittown to Nantucket to Bermuda, these architects do indeed take their cues from the environment—and then *enhance* what is there. Case in point: If “Main Street is almost all right,” then designing on Main Street should look *almost* like Main Street—or Main Street *enhanced*. And so with Bermuda. Robert Venturi provides the firm's basic design premise, as applied to this project: “The game to me was to take the classic elements, use them generally correctly, and sometimes incorrectly—knowledgeably.” Therein lies the “almost,” explicit in this firm's work: it is

the conscious tension between the time-honored and the *incorrect*—a balance between the time-honored and the *incorrect*—a balance between the time-honored and the *incorrect*. Venturi refers to as the “elemental” and reduction of class

The classic elements of Bermuda, are rendered with elegance in this house; they're disadvisedly employed. First, in a tropical place, Bermuda quite specific architectural the white stucco is especially because it reflects the sun; collect rain water for domestic use (a few wells in Bermuda); louvered shutters—hinged at the top and sides—admit cooling breezes while keeping out the sun; and the generous overhang of the oceanside double-porch (overleaf) shields the interior from




excessive sunlight. But less pragmatic considerations are given equivalent design vent in Venturi, Rauch and Scott Brown's vestigial recall of elements more specifically identified with the Bermudian vernacular. A soft porous stone (quarried on the island) is the traditional building material of Bermuda. And though it has been replaced—in this and other new houses—by the now more economical concrete block, a close inspection of the house identifies the stone's conspicuous application for the fat column supporting an arbor extending from the garage (photo top left, overleaf), for the square gate posts (photo above), and for the low walls encircling the entry courtyard. Under the eaves of the service quarters (at left in photo above), a cedar-timber sill plate serves as a reminder that Bermuda used to be covered with cedar






trees. A more literal re-employment of Bermuda's architectural history can be witnessed in the "buttery" (far left in photo below), which traditionally served as a storehouse for perishables—this small structure houses the electrical transformers.

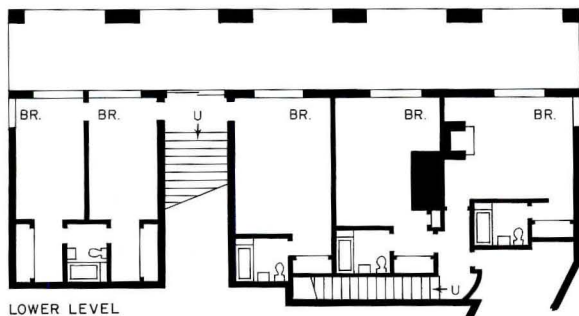

While the particular forms and the general approach exercised for this house are respectively signature Bermuda and signature Venturi, Rauch and Scott Brown, the siting and plan represent a considerable departure from the regional vernacular and for the architects. The site is a dramatic isthmus spanning ocean and bay. Rather than embrace proper English discretion—which would have hidden the house—the clients sought to expose their house to magnificent and romantic views. Consequently, the house becomes a small village—spreading out in a crescent over the jagged site. The individual pieces appear to have been neatly exploded into identifiable objects—each with its own characteristics: the buttery is local history incarnate; the garage, an undecorated shed; the service quarters, cottage architecture complete with picket fence; and the main living area, a modestly monumental gesture. The intersections of these disparate elements are intentionally explicit. There is neither attempted deception nor contrived resolu-



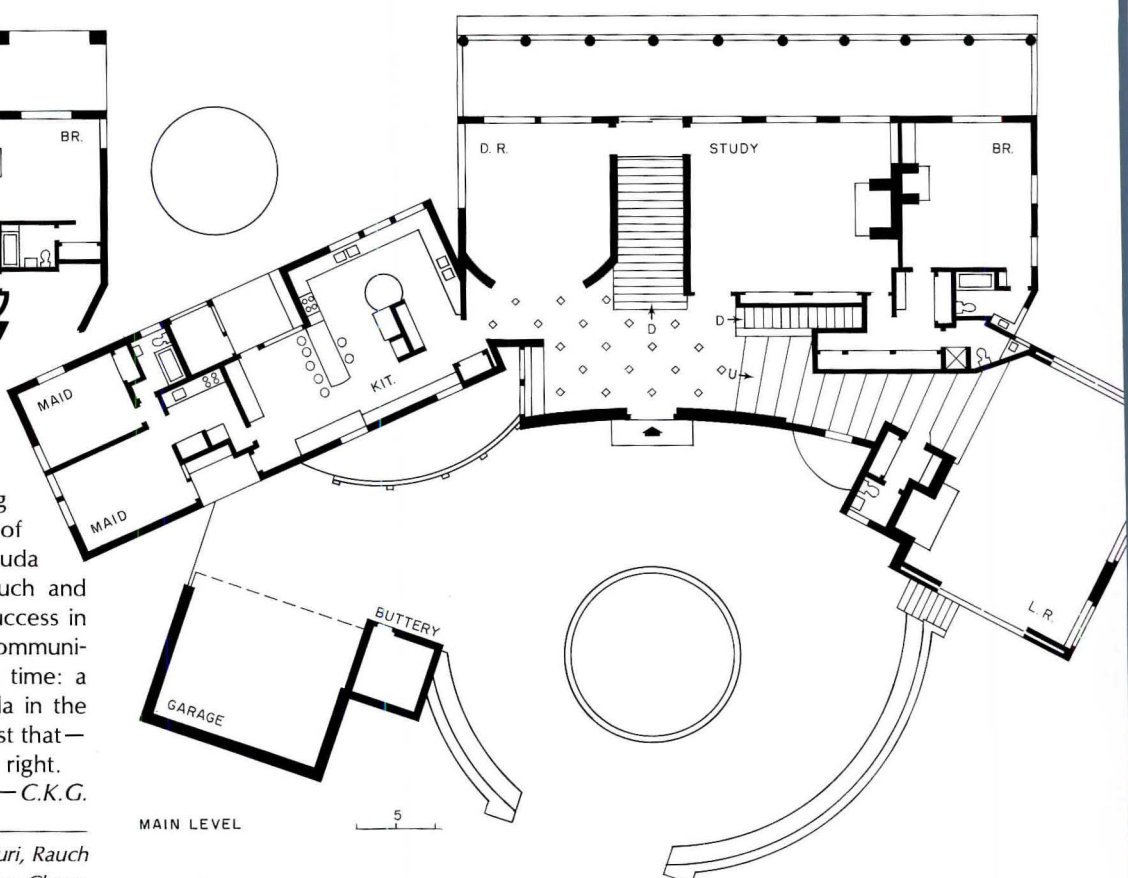


Due to the jagged site, the split-level house has been draped—like a small village—over the terrain; the individual elements recall Bermuda's local vernacular—double-hung windows, English proportions, shutters, white stucco, and stepped roofs. The bogus coining (photo middle left), the giant oculus (photo left), the flattened columns applied to the structural columns (photo above), and the oversized lunette window (photo above) are characteristic of the architects.





LOWER LEVEL



MAIN LEVEL

tion struggling to meld the house/village together: the juxtaposition of a grand oversized scalloped entry gable with the humble picket fence of the cottage is telling enough. This house is an assemblage of elements—some particular to Bermuda and some particular to Venturi, Rauch and Scott Brown. But one measure of success in architecture is how well a building communicates its purpose, its place, and its time: a house built on the island of Bermuda in the latter 20th century should look like just that—this one does. "Almost" is just right.

—C.K.G.

Private house, Bermuda. Architects: *Venturi, Rauch and Scott Brown*—project architect, *John Chase*. Associated architects and consultants (structural/mechanical/electrical): *Onions, Bouchard & McCulloch*. General contractor: *The Linden Construction Co., Ltd*. Photographer: *Thomas Bernard*.

VENTURI, RAUCH AND SCOTT BROWN








The front door opens to a view of the ocean (through the giant lunette) and a view of the backyard (through the lower level door). Robert Venturi credits this idea to George Howe's 1914 Philadelphia House "High Hollow." In the library, (photo left) pilas-

ters are again flattened as *elemental* decoration—reduced and abstracted to two-dimensional form. The tie rods in the living room are necessary tension members. Interior walls are painted pale blue to suggest reflection from the ocean.





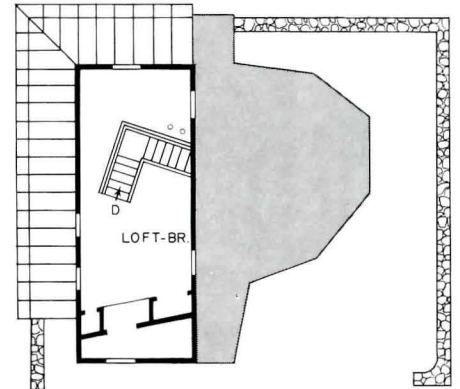


# BOHLIN POWELL LARKIN & CYWINSKI

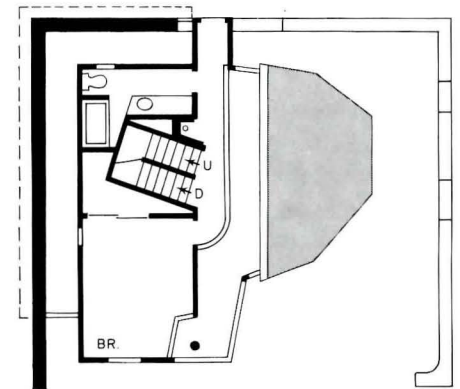
## GAFFNEY HOUSE, ROMANSVILLE, PENNSYLVANIA

Rolling farmland in Chester County outside Philadelphia is the setting for this modest, unassuming, and altogether appealing house built amid the stone foundations of an old barn that was destroyed by fire in years past. The decision to use this building site—to integrate the old and new—was particularly felicitous, and obvious only in retrospect. The main approach to the house is from the south and it terminates in a grassy entry court (photo left), which is defined by low stone walls. These walls step up to a story and a half in height at the north and west to provide a hard outer shell for the new wood structure. On these two elevations, the narrow space between the inner and outer walls is covered with a sloping glass hip roof that serves as connective tissue between the old and the new. On the other two elevations, the old foundation walls stand at a distance and simply provide a comfortable, loose-fitting envelope for the new construction within. The sensitivity with which these relationships are maintained is one key to the success of the design. Old and new construction are freely and closely juxtaposed. The contrasts they create are enjoyed, but the relationship is never permitted to become blurred.

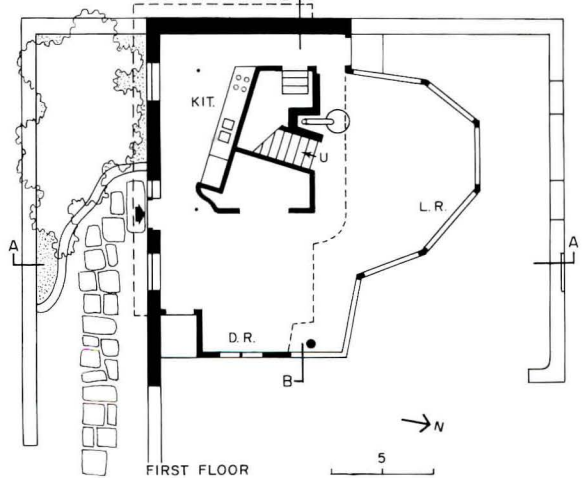
The success of the design also depended on the skillful manipulation of the simplest, most vernacular forms in ways that created enchanting spaces. The owner, who grew up on a Wisconsin farm, wanted "spaces defined not so much by function as by moods, feelings and atmosphere." He got these things in the informal, vertical, relationships of spaces, in the use of daylighting to amplify these relationships, and in the selection and inventive use of finishes—like the brick and block wall that serves as a heat shield for the wood burning stove and its flue, or like the industrial sash that floods the



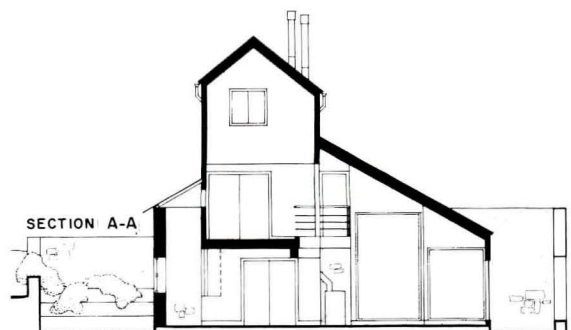
THIRD FLOOR




SECOND FLOOR



FIRST FLOOR



SECTION A-A







The Gaffney house is filled with small personal touches. The "bite" taken out of the coffee table (photo below) echoes the line of the balcony above. A selection of gray tones unifies the interior and

recalls the exterior which is also pale gray except the roof, which is finished in red asphalt shingles. The house is furnished simply and in the best tradition of the region's working farmhouses.

BOLLIN POWELL LARKIN & CYWINSKI



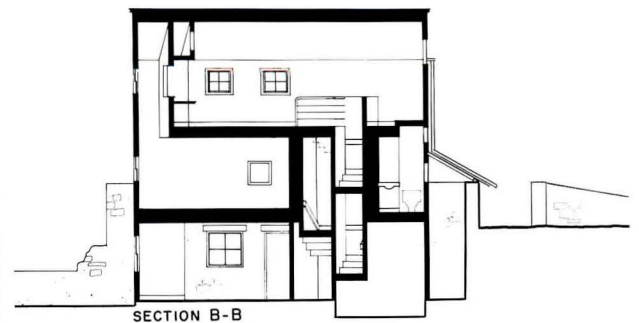


southeast section of the house with sunlight.

Among a rich assortment of unexpected features are the oblique placement of the stairs and the cutout in the corner of the master bedroom. Both are designed to exploit the fine views to the southwest.

Inside and out, it is a personal house, a comfortable house, a house in which modest means have produced uncommon richness and variety. —B.G.

Owner: *Norman Gaffney*. Architects: *Bohlin Powell Larkin & Cywinski*. Engineers: *McCormick Taylor & Associates* (structural); *Thomas Melia* (mechanical/electrical). Landscape architects: *John Brown*. Contractor: *Grant Benham*. Photographers: *Joseph W. Molitor and Sandy Taylor*.



SECTION B-B



## WILLIAM KESSLER AND ASSOCIATES

### PRIVATE HOUSE, SOUTHEASTERN MICHIGAN

Modern architecture rarely gets a chance to express domestic grandeur, since clients who can afford such a gesture usually opt for Elizabethan or 18th-century palatial tradition. But William Kessler, an architect whose modern *bona fides* are beyond question, did get such an opportunity when a wealthy couple abandoned a conventional mansion and asked him to design a new house for them.

For a site that edges a small lake in suburban Michigan, the architect combined axial formality and asymmetry. A tidily bricked drive enters the grounds between a pair of low posts to circle a landscaped island (camouflage for air-conditioning equipment). This formal axis continues through the house's central atrium and is taken up at the back by a maze of trimmed evergreens to culminate at a gazebo over the water.

Placing the house at right angles across this axis, Kessler has permitted its massing a less stringent composition. The central atrium


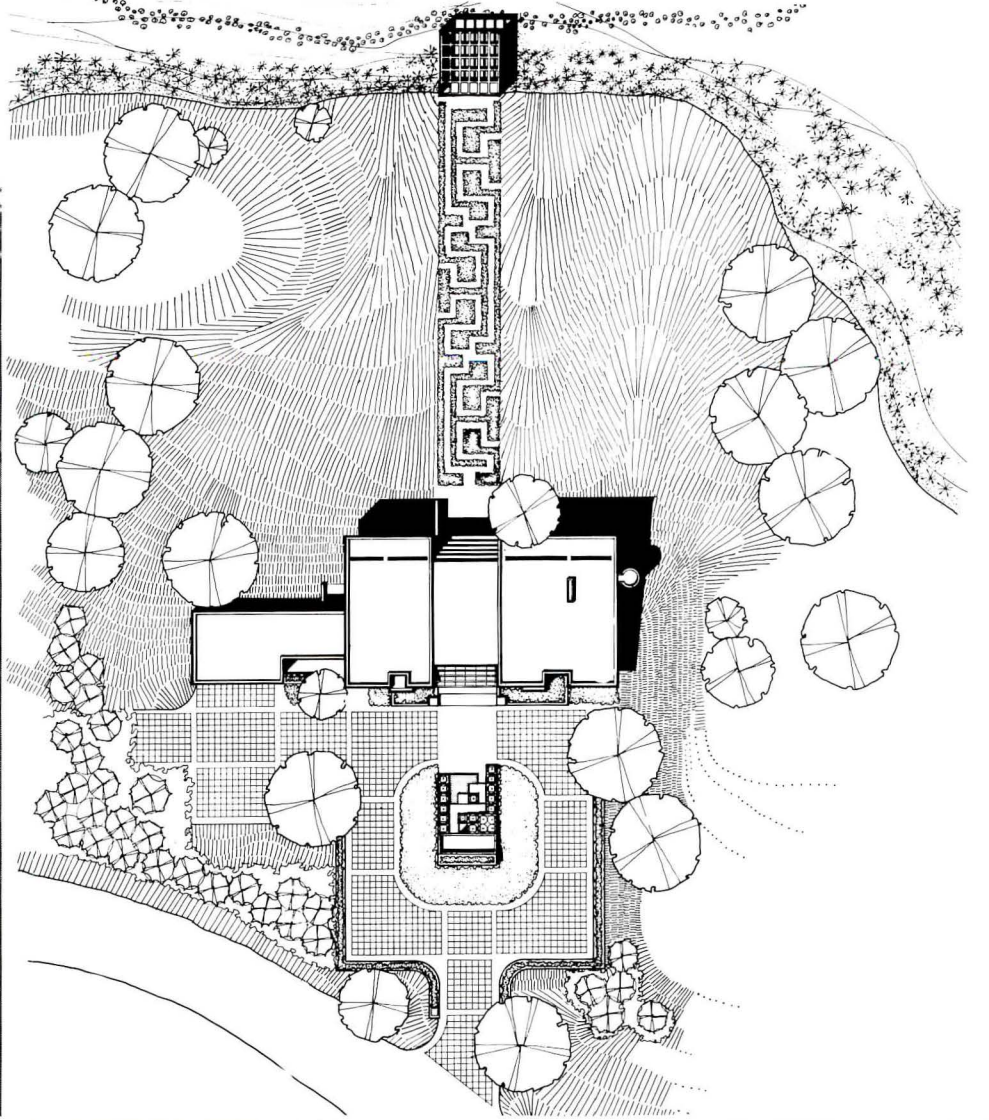
declares itself at the entrance, but the wings outstretched on either side, however carefully composed their elevations, take form from the different contents. The rear elevation (next page), which overlooks the maze and the lake, seems less guarded, opened up with windows and a multiplicity of loggias. Paradoxically, however, the rear facade is more nearly symmetrical than that in front.

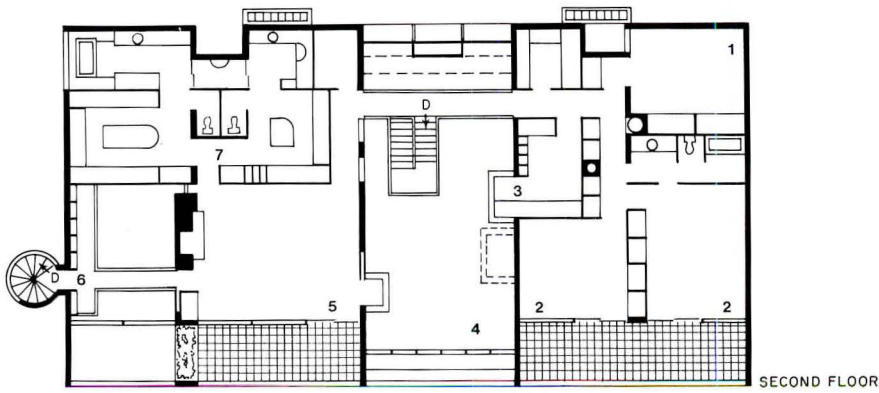
The smooth-faced finish—a seamless stucco-like insulating system—lends the house an air of reticent formality somewhat reminiscent of Regency propriety. Its relative blandness provides a good foil for the splendor of the stainless steel turret projected from one end of the house. The tower, which encloses a stairway from the library to a bridge on the second floor, is wrapped with spiraled steel panels. Though a spiral of curved glass appears to support the top of the tower, top and bottom are in fact separately cantilevered from the steel structure.

A more discreet luxury, one that is essential to the building's suavity, is the garage door on the front facade. A converted hangar door, its single horizontal joint domesticates the scale of the three-car garage.

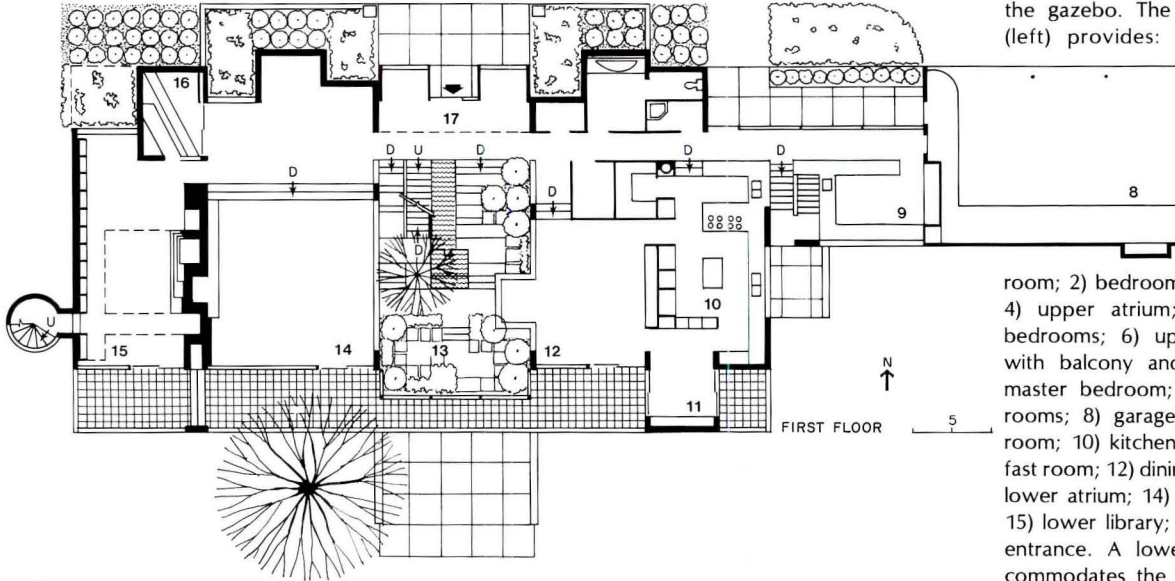
For architects who may envy him his design opportunity, however, Kessler admonishes, "It is harder to do an expensive house than an austere one. Can't justify design compromises because of cost!"—G.A.

Private house, Southeastern Michigan. Architects: William Kessler and Associates, Inc.—project designers: William Kessler, Michael Patten; project director: Tom Paczkowski; technical development and construction: Eugene DiLaura. Engineers: William Paxton and Associates, Inc. (structural); Potap, Mancini & Associates (mechanical/electrical). Interior or furniture: Jane Baum Interiors. Landscape architects: Johnson, Johnson and Roy, Inc. Contractor: Tage Ketelsen & Co. Photographer: ©Timothy Hursley, B. Korab, Ltd.






SECOND FLOOR



FIRST FLOOR

The lofty atrium that anchors the center of the house was a particular request of the client. Two stories high at the entrance, three as it emerges to the garden below (see also next page), it functions chiefly as an impressive reception hall and for regal circulation in a house meant for generous entertainment. The evergreen maze (below) will not confuse or lose strollers ("Oh, we wouldn't want *that*," says Kessler), but rather will prolong the leisurely saunter to the gazebo. The house plan (left) provides: 1) exercise

room; 2) bedrooms; 3) office; 4) upper atrium; 5) master bedrooms; 6) upper library, with balcony and bridge to master bedroom; 7) dressing rooms; 8) garage; 9) garden room; 10) kitchen; 11) breakfast room; 12) dining room; 13) lower atrium; 14) living room; 15) lower library; 16) bar; 17) entrance. A lower floor accommodates the garden exit, maid's room and laundry.












The atrium boasts two grand staircases: a white marble flight bordered by trees and plants, leading to the maze, and a riserless flight with glass and stainless steel railings leading upstairs. Daylight enters the space through similar but opposed setbacks. Above the entrance, skylights are supported by stainless steel panels, which emphasize the



central front entrance. At the back, the setbacks become clerestories with stainless steel roofs and admit south light for the benefit of planting. For the indulgence and pleasure of guests, a raised platform at one end of the living room (above right), reached by a short flight of steps with fluorescent noses, leads to the neon-lighted stainless steel bar. The white marble powder room (lower right) has a semicircular basin and mutually reflective semicircular mirrors.







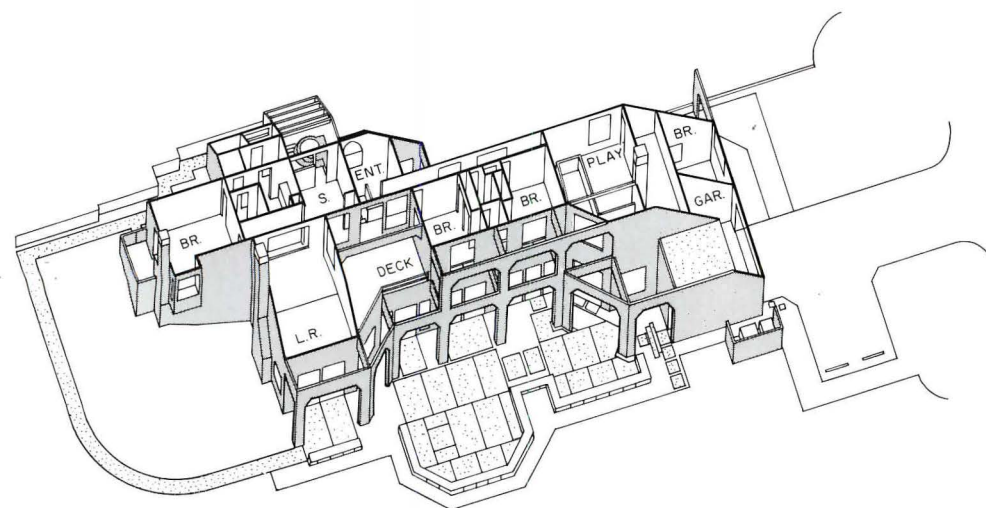
## FISHER-FRIEDMAN ASSOCIATES




### PRIVATE HOUSE, SANTA CLARA, CALIFORNIA

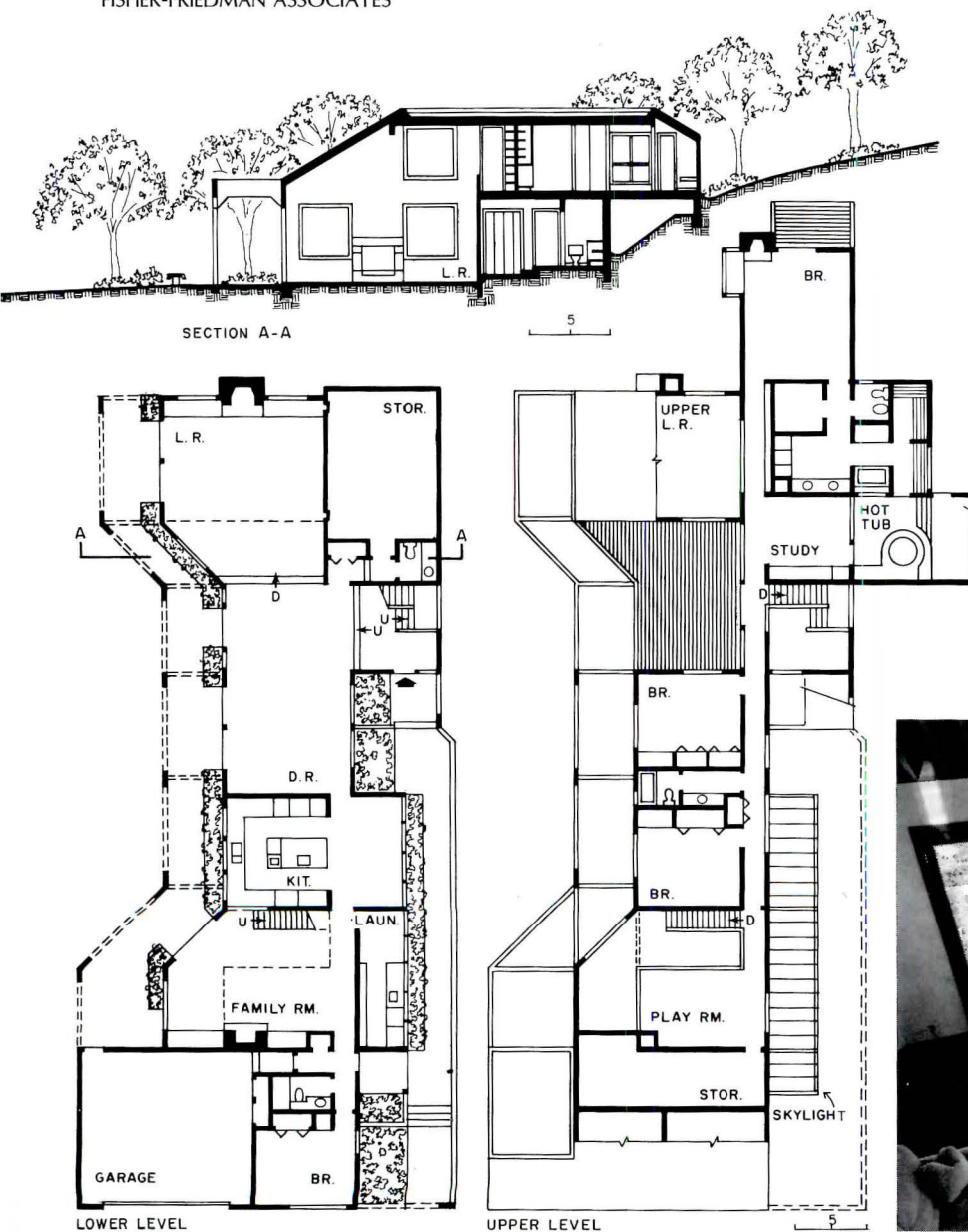
Several separate design ideas have been adroitly combined behind the handsome, rambling—almost nonchalant—exteriors of this hillside house outside San Francisco. The house is “dug into” the slope (see section) and its spaces are arranged in a linear pattern parallel to the contours. But because the site slopes to the west, the architects layered this elevation with a double height arcade that masks the house visually at the same time that it protects occupants against a low western sun. A combination of flat and shed roof forms further enlivens the massing. All these varied angles and projections are unified, however, by a tightly stretched outer skin of cedar shingle, a material that will eventually weather to a soft silver gray.

The lower level contains the main living spaces including living, dining, family room, kitchen, garage and guestroom. The upper level, reached by separate stairs in the entry and in the family room, houses two childrens’ rooms, a play space, an outdoor sun deck, a





FISHER-FRIEDMAN ASSOCIATES






study and a master bedroom suite with a small private deck. The long corridor that links these upper level spaces provides over-looks into the living room, the family and the entry. The design, as a result, has a strong horizontal and vertical development.


The treatment of interior spaces is no less lively. The living room, shaped by a sloping beam ceiling, has generous views of the site—including (see photo above left) framed openings that are designed to look like landscape paintings. Similar window treatment in the family room and on the upper level corridor (small photos at right) gives unexpected glimpses into and through other spaces of the house.

In all its details, the design suggests that thoughtful attention has been given to the daily requirements of family living, and to the individual and collective needs that must be accommodated if a house is to satisfy its owners over many years. —B.G.

Architects: *Fisher-Friedman Associates*. Structural engineers: *Robinson-Meier-Lully*. Landscape architects: *Omi-Lang Associates*. Contractor: *Vintage Construction*. Photographer: *Joshua Freiwald*.







## EISENMAN/ROBERTSON

### PRIVATE HOUSE IN EASTERN LONG ISLAND, NEW YORK

Long a showcase for the progress of significant contemporary house design, East Hampton on New York's Long Island continues to echo current concerns and trends in its new buildings. If one wanders amongst its woods, potato fields and dunes, a truly remarkable collection of summer houses can be discovered, from the relaxed traditional and shingle styles of earlier eras to the crisp, geometric white boxes of more recent times.

This house, designed by architect Jaquelin Robertson, is a choice example of a current preoccupation with searching out architectural means to relate with the earlier, more regional qualities while maintaining a contemporary freshness and originality.

In describing his basic design intent, Robertson comments that "formally the house is a response to the general 'manners' of an historic summer residential colony with a distinctive architectural tradition—and a demanding climate. The archetypal local dwelling is the New England salt box amended over the years by the 'amenities' of a more easy-going summer cottage style—porches, rooms-as-bay-windows, inglenooks, etc.—

and the house has consciously attempted to employ these images so as to fit into a popular, genteel and still valid visual and social environment. Materials, massing, scale of openings, trim color, roof silhouette and siting with respect to lot lines and other buildings are within an established local vocabulary." In all this, the house is a resounding success, without resorting in any way to "applied" eclectic or historic elements.

The house is organized in a well-zoned but relatively informal manner. The front approach to the house (photo top right) provides guest parking near the entry porch, while a family parking and service court is to the back (top left), screened by a long—soon to be rose-covered—trellis. (The garage shown in the exploded isometric drawing at right has not yet been built.) The service court is reached from the house through a coat and mud room just off the main entry.

In a slight departure from today's typical zoning, the adult living and entertaining areas are placed on the second floor—with living room and a big fireplace inglenook, master bedroom, dressing and bath areas (see cut-


away section in the isometric). These open onto a partially covered porch and have sweeping views over the lawn to the dune and ocean. This second level is reached by three separate stairs: an inside one from the entry hall, an outside covered one off the front porch, and an open one to the big raised terrace below. A painting studio over the master bedroom overlooks the double-height living room.

On the ground floor, the two-story entry hall leads to a sizable, multi-purpose family room and the raised terrace beyond. A short, top-lit corridor leads from the entry to two children's bunk rooms and a guest suite. Throughout the house there are unexpected interior views and change in light and scale.

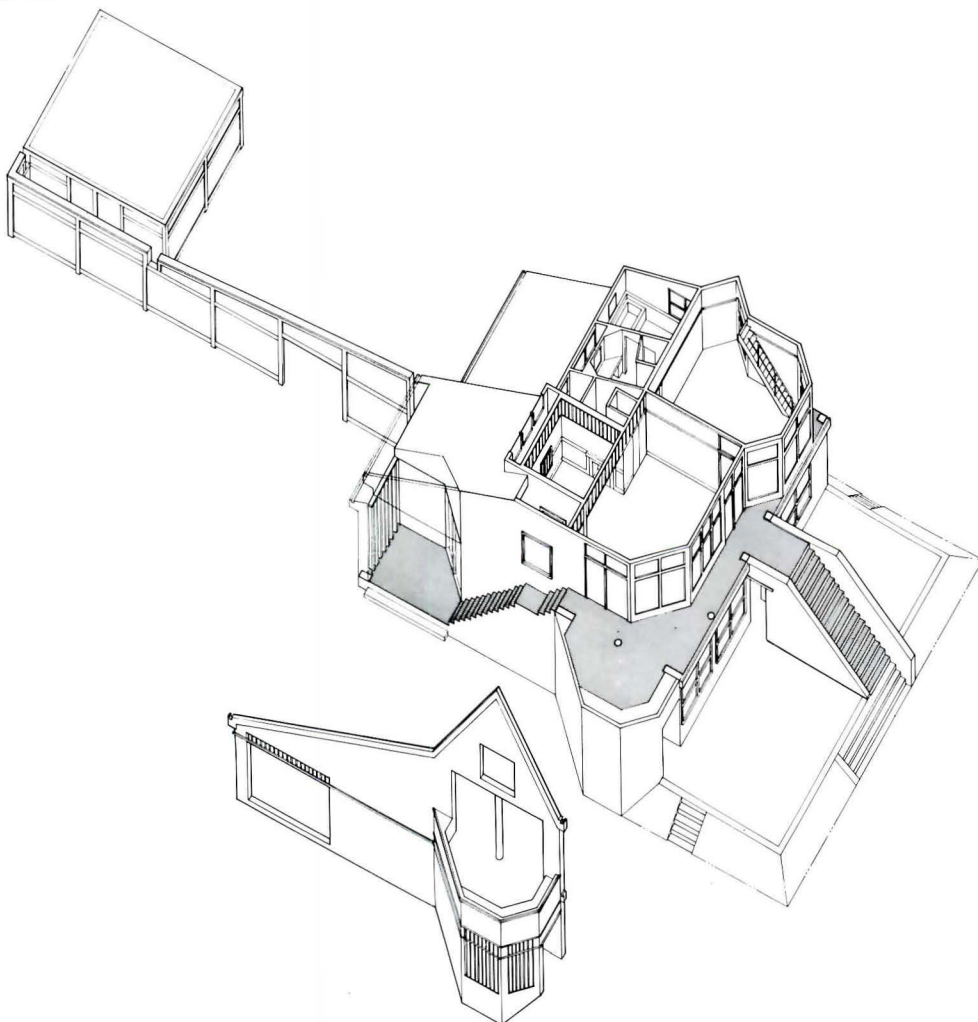
—H.L.S.


Private house, Eastern Long Island. Architects: Eisenman/Robertson—partner-in-charge: Jaquelin T. Robertson; project architect: Edmund Stoecklein; project staff: Charlie S. Mock. Engineers: Marvin Lewin (mechanical); R. Silman (structural). Lighting consultant: Carroll Cline. Contractor: M. Clarke Smith. Photographer: Edmund H. Stoecklein.





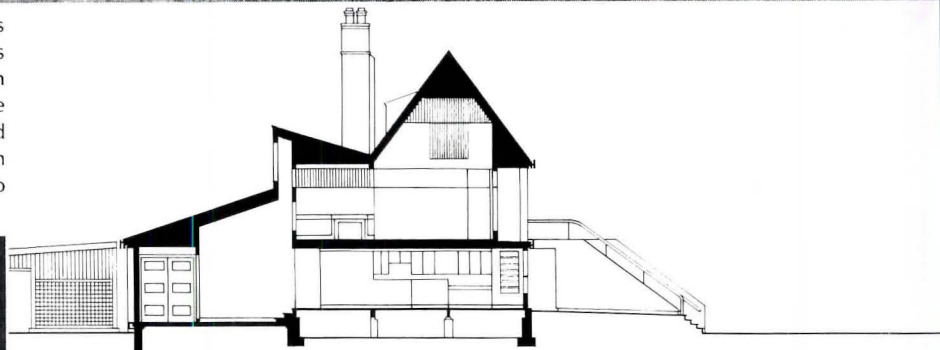
The elongated, gabled front (above) shows how openings on the sunny sides are inset on the cedar-shingled exterior to temper summer glare and heat. For emphasis, the insets are clad in T & G cedar siding. Sash and trim are stained. Below are shown inner and outer views of the main entry.



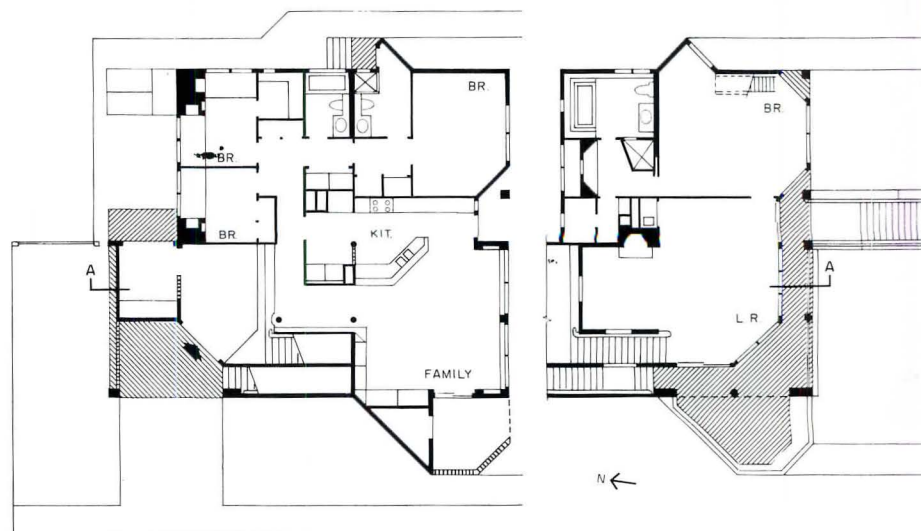


EISENMAN/ROBERTSON

Large, protected windows face south and west for views (photo above), but the north and northeast facades have small openings against the cold winter winds, yet give through ventilation in summer (photo top right).



SECTION A-A




FIRST FLOOR

SECOND FLOOR



Roof dormers and skylights (see section and entry photo below left) add dramatic daylighting through the house. Interiors are painted drywall with pine trim, as in the living room photos below. Floors are oak or Mexican tile.





## CRISSMAN & SOLOMON

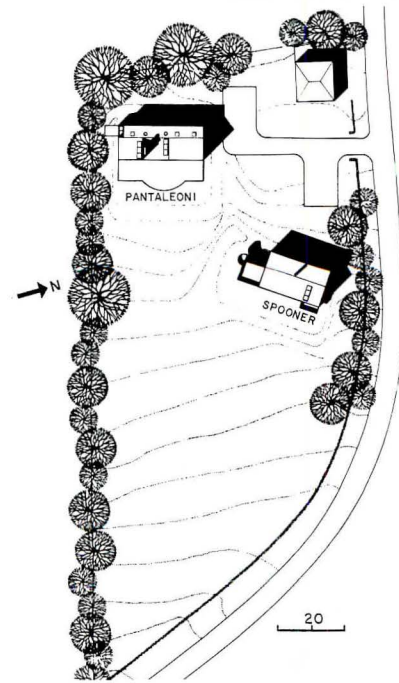
### PANTALEONI AND SPOONER HOUSES, MASSACHUSETTS COAST


They stand as twin sentinels looking out to sea—two lean, intelligent, and refined houses by Crissman & Solomon, Architects, for the Pantaleoni and Spooner families on the Massachusetts coast. Their steeply gabled wood frames and shingled sidings bespeak their ties to the vernacular houses of New England and Long Island Sound. Yet they are as different as they are alike, being a sympathetic response to the clients and the landscape.

Creating paired houses for two long-time friends challenged the architects to establish and control the relationships of the houses to the site, the houses to each other, and the individual elements of the houses to their over-all form. The first step was to attempt the renovation of a modest house existing on the site for joint use by the families. When

this proved unfeasible, the clients agreed to demolish it as part of the cost of preparing the site for two new detached houses.

With the Atlantic Ocean as a focal point, it was obvious from the start that both houses would face seaward. The difficulty lay in aligning them to the sea without locking them into a classic geometrical relationship deemed antithetical to the wooded site. As seen in the view and plan on this page, the architects have situated the Pantaleoni house (left) slightly further from the road and the sea than the Spooner house (right) but have lifted it to a higher elevation. To augment the sense of informality, they have turned the Spooner house slightly askew so that the houses appear to nod at one another like passing friends. Neither house can therefore







TWO HOUSES BY CRISSMAN & SOLOMON ARCHITECTS, INC.

be interpreted as an adjunct of the other, and members of each household never look directly at a facade of the other house.


The houses share the same compact 10-foot module, exterior dimensions, and room proportions. Their differentiation is mainly due to the Pantaleoni's preference for placing the living, dining, kitchen, and guest bedroom on the ground floor and the family bedrooms above (see previous page). The Spooner house (on these pages) results from the reverse order; three children's and guest's bedrooms are placed below the living, dining, kitchen, and master bedroom.

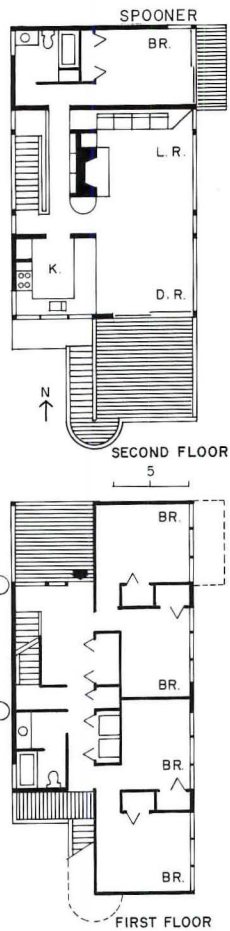
Since the Pantaleonis do not need the entire potential floor area of the upper story for bedrooms, the two children's bedrooms and the master bedroom were placed at the ends of the principal longitudinal axis and

connected by a jaunty bridge with a nautical air. The roof and ceiling lines express this hiatus in a reversal of slope between bedrooms and bridge. The roof rises to its zenith over the bedrooms.

By contrast, the Spooner house is more traditional. The roof peaks over the living, dining, and master bedroom. The ground floor terrace of the Pantaleoni house is translated into a balcony for the Spoozers. In both houses, the interiors are simple volumes flooded with light and air, as all eyes turn to the sea. —R.Y.

Owners: *Mr. and Mrs. Anthony Pantaleoni, Mr. and Mrs. John D. Spooner.* Architects: *Crissman & Solomon, Architects, Inc.* Engineer: *Charles Chaloff.* Contractor: *Costa J. Limberakis.* Photographer: *©Steve Rosenthal.*







## GWATHMEY SIEGEL & ASSOCIATES

### PRIVATE HOUSE, CINCINNATI, OHIO

Styling the firm's previous work an evolutionary process of "remaking the optimum composite object," Charles Gwathmey points to this Ohio residence as a marked shift in direction. Here, he says, "We were not making an object at all. . . . For the first time, we consciously pulled the house apart."

The impulse to do so emerged in equal parts from site and program. The site is a rolling meadow that is enfolded by woods on three sides and falls gently away from a high northern approach to a sweeping view of the Ohio River Valley on the south. Its freedom from contextual constraint, together with the owners' desire for generous guest accommodations distinct from but connected to the main house, invited for this residence

an expansiveness that prompted the architects to relax if not release the taut spatial organization that has been their hallmark.

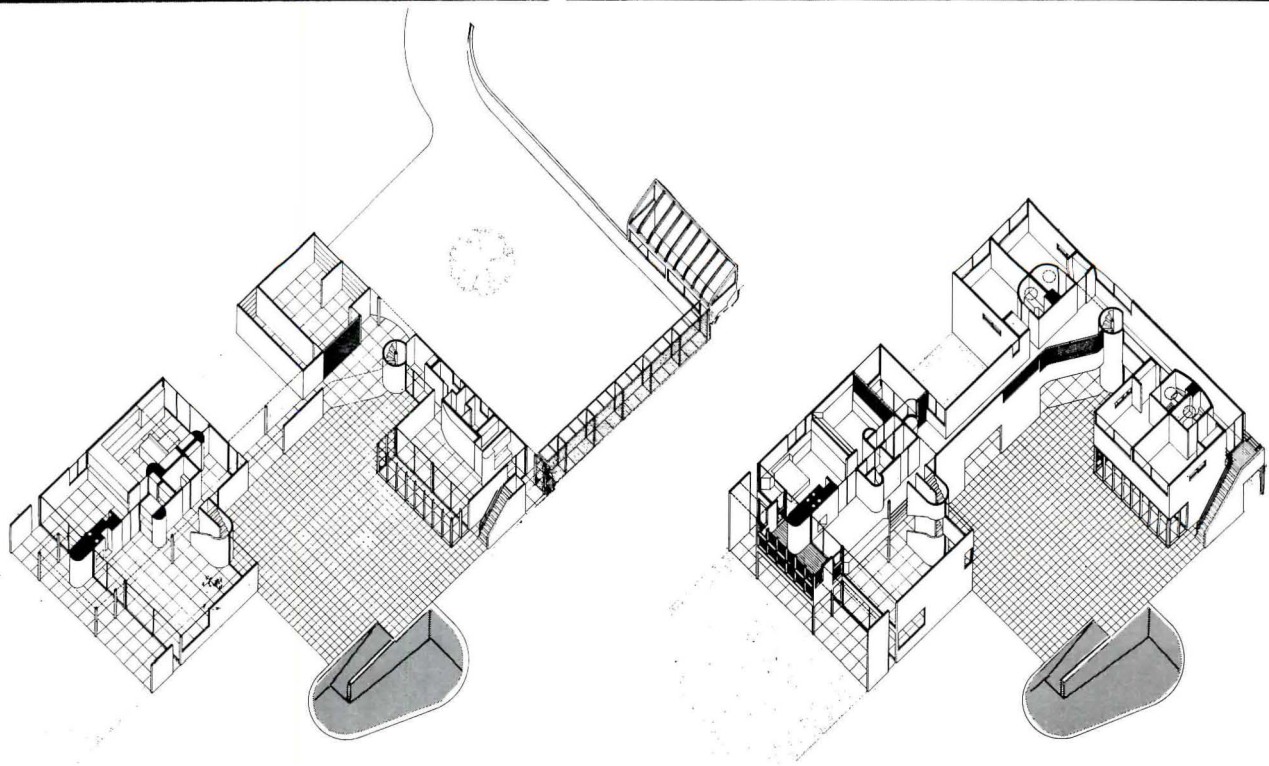



The underlying conception is that of a "court" house, with its implied overlapping of indoor and outdoor spaces. But because the privacy of its location made literal enclosure unnecessary, the house was exploded into three separate elements clustered in an "L," while the focal courtyard of the original image was rendered as a varied procession of exterior courts.

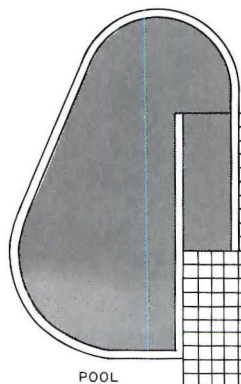
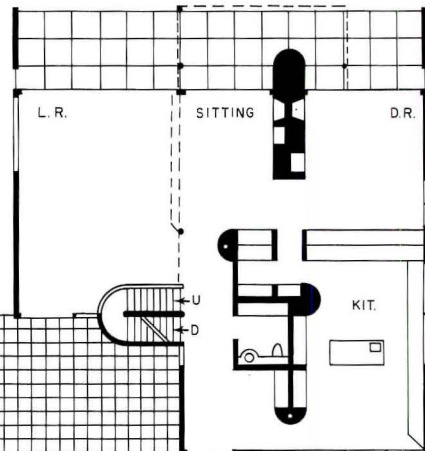
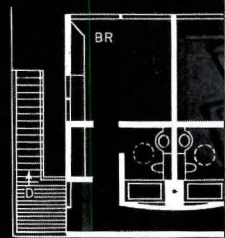
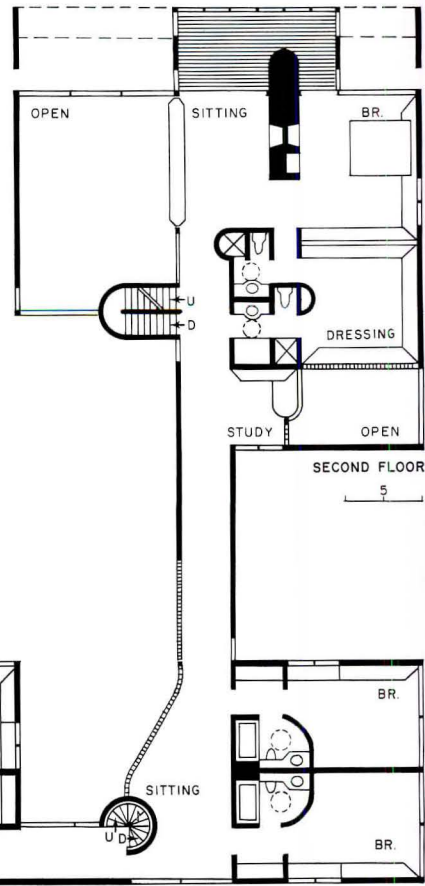
At the base of the L-shaped cluster are the guest quarters, which pair a small but self-sufficient villa for grown children with a matching unit containing guest apartments above and garage below. Yoked by an upper

level corridor, the guest wings are in turn connected with the main house by a strongly articulated gallery bridge mortised firmly within the structures it joins.

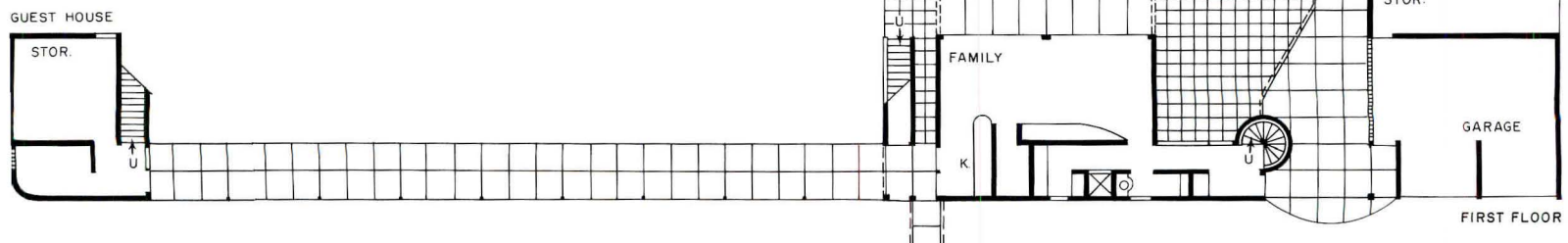
The complex is entered from an auto forecourt screened at its far end by an arbor and walled on the house side by an almost featureless facade. From the court, a gateway scarcely distinguishable from the bays of the adjacent garage passes under and between the paired guest houses, emerging to reveal a large paved pool terrace and, beyond, the main house, which is approached by way of a partially screened walkway that follows the curve of the overhead gallery past a small sculpture garden to a second understated entrance.







GWATHMEY SIEGEL & ASSOCIATES



FIRST FLOOR



Within the house the passage expands to an entry hall, contracts again to corridor and stair hall, and seems to end in the soaring space of a two-story living room. Visually, however, the passage extends forward in horizontal plane through a sitting room alcove to the glass south wall and outward to the view.

On the upper level the volumetric as well as planar interconnections established by this carefully wrought circulatory chain are yet more evident. Widened as on the floor below to form a balcony sitting area between the airy living hall and the master bedroom, the passage narrows at the stair well and again expands to a small study. Its heightened ceiling emphasized by clerestories, the upper

gallery here becomes a distinct crossing from the main house to the guest house, where it is anchored in a flared sitting area between the two wings.


Because of the strong, though controlled, thrust of its north-south axis and the relative inconclusiveness of the glass boundary on the south, the house wanted . . . a destination. It got one: a monumental structure at once sunscreen, sculpture, and added space. Rising three stories (and so defining the roof terrace as yet another exterior space), the massive frame reinforces the composition of the facade with a Mondrian pattern of deep reveals that outline the spaces within and, from within, contain the views. So effective is the structure as pure

form that its functional uses seem almost incidental. Yet it not only serves as a sheltering brise soleil, it also encloses a two-story screened porch that adds to the master bedroom suite a welcome private "outside" space. As a bonus, the grid of the screen framing sets up a contrapuntal scale and texture within the larger grid. And, not least, the huge screen provides a bold and fitting coda to a composition marked throughout by both daring and assurance. —M.F.G.

---



Private house, Cincinnati, Ohio. Architects: *Gwathmey Siegel & Associates—Gustav Rosenlof, associate-in-charge*. Engineers: *Thomas A Polise (mechanical/electrical)*. Contractor: *Don Curleff Inc.* Photographer: *Richard Payne*.






GWATHMEY SIEGEL & ASSOCIATES

Although the familiar signatures of Gwathmey Siegel's work—play of rounded and rectilinear forms, crisp elegance of finish and detail—are evident in this residence, the tight density of interlocking volumes seems here less insistent, the spaces more flowing. The pervasiveness of the gallery as a place-making as well as connective device is suggested in the views of the small study bowing outward over the two-story breakfast room (right) and of the sitting room nestled in the flare of the gallery's sweep to the guest quarters (below). In both spaces, clerestories mark the raised roofline that defines the gallery as a formal element in the composition of the house.

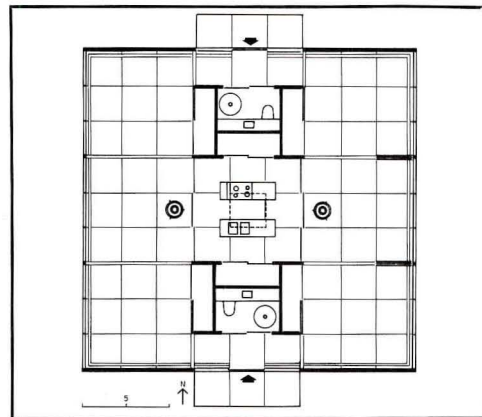





## HAMMOND BEEBY AND BABKA

FULTZ HOUSE, PORTAR COUNTY, INDIANA





Characterizing his design for the Fultz house in northern Indiana, architect Thomas Beeby calls it "a super-idealized modern historical revival." While the simple classical form and the legibility of its structure recall the "modern" influence of Mies van der Rohe, the rigorous symmetry of the plan recalls just as clearly the "historical" influence of Andrea Palladio. Disciplined by a strict 4-ft grid, the 36-ft square plan encapsulates a 12- by 28-ft rectangle, which itself encapsulates a square kitchen lighted by a skylight in the exact center of the roof.

Virtually all of the house's elements appear in duplicate, set as mirror images of each other: two entrances, two bathrooms, two wood stoves, two kitchen counters, a pair of painted crossed tie rods on the front facade—and on the identical back facade. The inexorable symmetry relaxes only where pocket doors trisect one side of the house, allowing sliding partitions to isolate corner bedrooms and a center study. Other sliding doors close off the brick core.

Standard industrial components figure largely in the house's construction, their precision and cleanness (metal panels and industrial glazing are all painted an even white) combining common sense and formality. On the interior, materials are equally straightforward and easily maintained: exposed steel decking on the ceiling and exposed steel





panels on the walls. Punched metal C sections act as joists and provide ventilation outlets for the bathrooms. Aggregate in the concrete floor slab was polished with a terrazzo grinder, giving the floor a more luxurious finish than that mundane material usually gets.

Intended for weekend use now and retirement living later, the house occupies a 20-acre site, the acreage divided equally between plowed farmland and forest. Of the forest, Mrs. Fultz, a botanist, writes that it is "nearly climax forest—beech and maple, with a generous admixture of other trees, including the tulip poplar, a very tall tree not usually found so far north."

Professor Fultz, who teaches chemistry, also finds professional reference in the house: bathroom fixtures are laboratory equipment, including deluge showers. For ease of maintenance, curtains replace shower stalls around a depressed circle in the floor slab.

The house cost \$60,000, exclusive of the new pole barn nearby, which accommodates a studio, laundry and stable. —G.A.

Owners: Professor and Mrs. Dave Fultz. Architects: Hammond Beeby and Babka—Thomas H. Beeby, partner-in-charge. Engineers: Gullaksen and Getty (structural); Harry S. Nachman & Associates, Inc. (mechanical/electrical). General contractor: Carmen Good Builders, Inc. Photographer: Howard N. Kaplan.



## MARCEL BREUER AND HERBERT BECKHARD

### BRATTI HOUSE, NEW CANAAN, CONNECTICUT

Houses that are classics of the Modern Movement fare no better than most fine contemporary houses that pass from the hands of their original owners. The passion for good design shared by the first owners and their architect, being rare, is seldom to be found in the hearts of the next family to move in. Though their house may be in the architectural history books, to them it is their new home. They do what they like with it, often bringing to an end its short life as a work of art.

By good chance, an important landmark house by Marcel Breuer will live on. The Breuers completed it in 1951 and used it as their year-round home until they sold it five years ago to the Brattis, a couple with children, who wished to enlarge the house, yet maintain its esthetic character. Before the house came on the market, the Brattis had been working with Breuer's long-time asso-

ciate Herbert Beckhard on the design of an entirely new house for a nearby site. Thus by further good chance, Beckhard, who has collaborated with Breuer on many houses, took charge of this project.

Much had to be done to adapt the house to today's more sybaritic lifestyle. The vanguard houses of the late forties and early fifties were really designed for people who had elected, either consciously or unconsciously, to lead Spartan lives. The original Breuer house had no fine cabinet work and little furniture except for a few pieces—modern classics—some designed by Breuer.

The new house was to be larger and more comfortable. It was also to be luxurious. As the plans (overleaf) indicate, the interior of the house was virtually gutted. Bathrooms were improved, bedrooms were rearranged to meet the Bratti's storage requirements, and


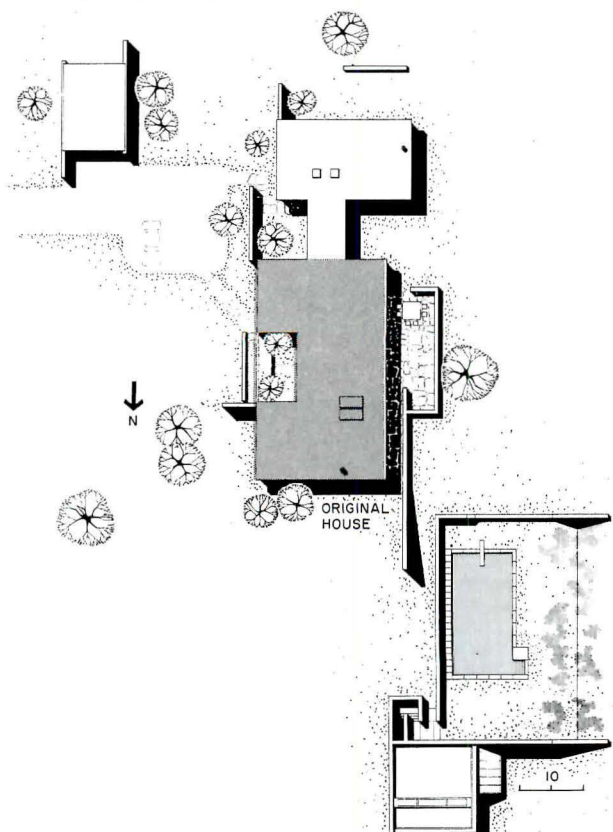

the kitchen was greatly enlarged and relocated in such a way as to significantly increase the living-dining area. Here natural light was augmented by the addition of skylights. A children's wing was added with its own entrance and courtyard.

In spite of the introduction of alien luxury, and because architect Beckhard and the Brattis have respected the basic esthetic of this long, horizontal, ground-hugging house with its massive stone walls and terraces, its floor-to-ceiling windows, and its wide continuous cornice, the Breuer landmark has remained of a piece.

—M.F.S.

Owners: *Gerald and Nancy Bratti*. Architects: *Marcel Breuer Associates*—partner-in-charge: *Herbert Beckhard*. Contractor: *Louis Lee Company*. Photographer: *Nick Wheeler*.

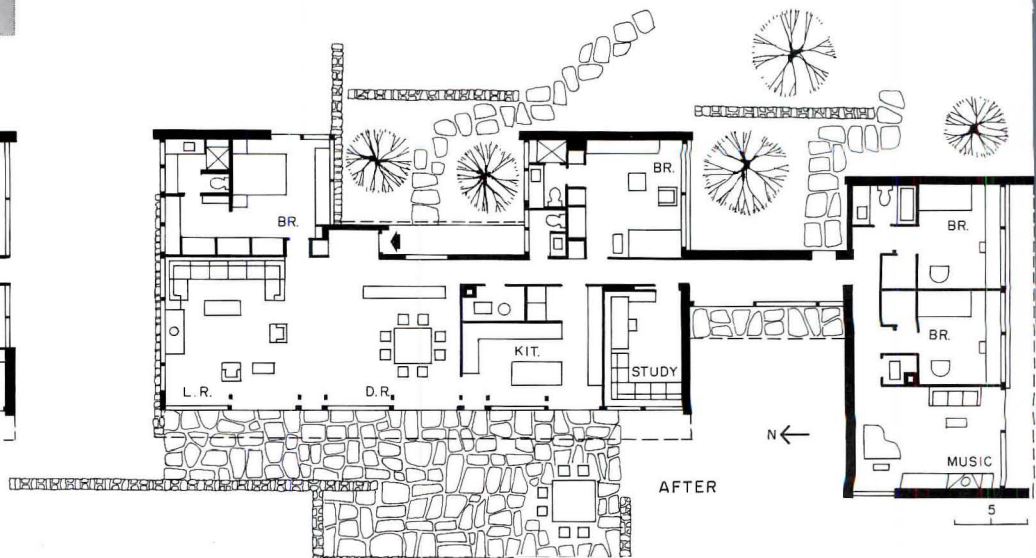
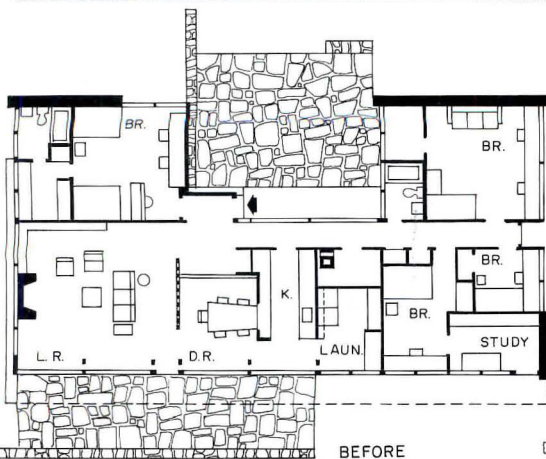







The plan and photo of the original house (left) reveal that the Breuers lived simply. The plan (below) shows the new Bratti arrangements and the added children's wing. The original floor of irregularly shaped pieces of waxed bluestone has been kept and extended into the addition. So has

the wooden ceiling. The original fireplace and its surrounding fenestration remain intact as does the window wall with its elegantly displaced columns. These rigorous reminders of the Modernist esthetic, in juxtaposition to the newly soft interior, give the Bratti house its distinction.







## ROBERT WHITTON

### FRIEDMAN HOUSE, SOUTHERN FLORIDA

Geometric volumes with crisp white surfaces may have gone a little out of fashion these days with some architects—but not with Whitton and the clients of this house. For them, such a precise design language has solved a number of unusual problems.

The one-acre site is separated from Biscayne Bay by a forest on a coastal strip of marshy wetland. To raise the major living spaces above the trees for a view, Whitton has designed a tall, sculptural form that maintains a graceful relationship with the landscape. Inside, there are three levels of living space with a screened pool terrace and a bedroom-level deck. The roof—covered with wood slats—becomes a fourth level.

Because Mr. Friedman is both a lawyer and an art dealer, an important requirement

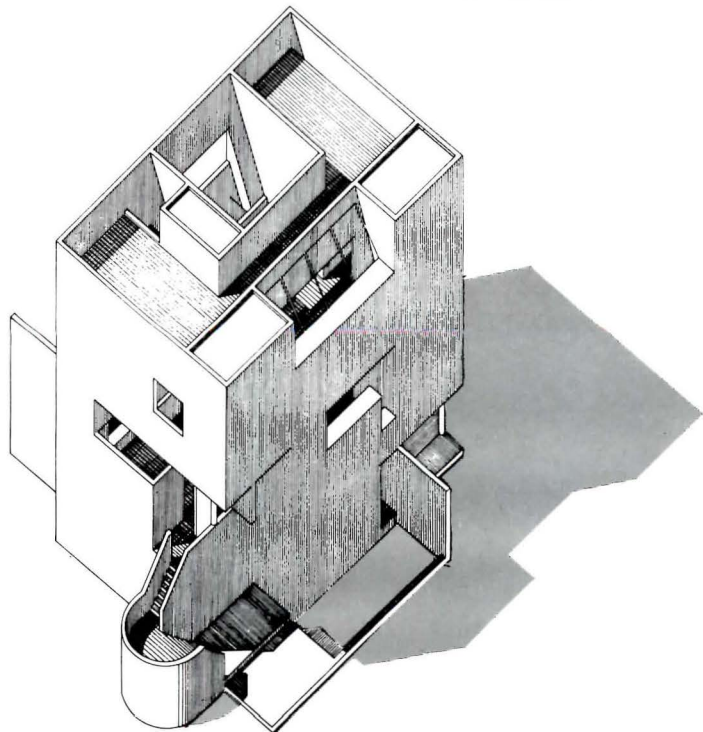

was that the house also function as a gallery to show large modern paintings to best advantage. The design language is especially effective in producing large and unbroken expanses of white walls that highlight the colorful canvases. And Whitton has produced an appropriate sense of scale for the artwork, together with an easy visual flow from one space to another. Inside the carefully controlled exterior walls, there are a minimum of partitions and each level opens to those above and below.




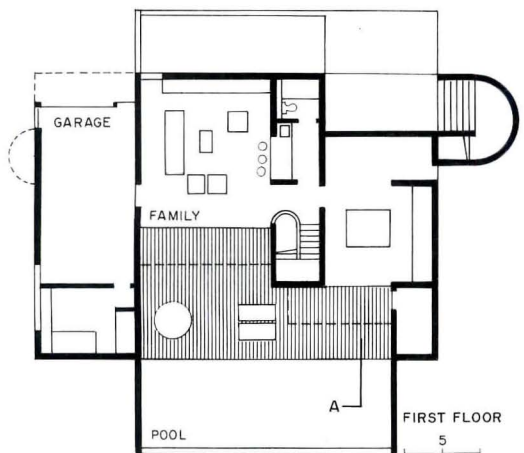
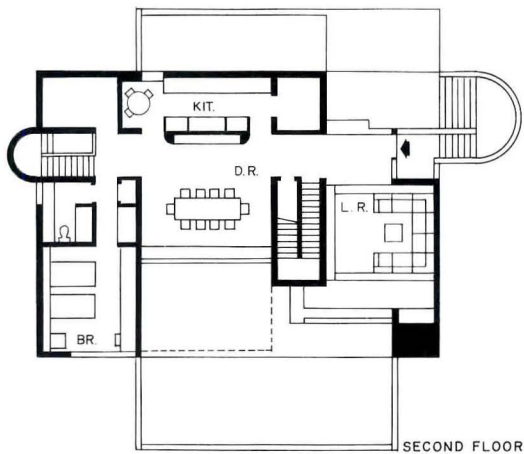
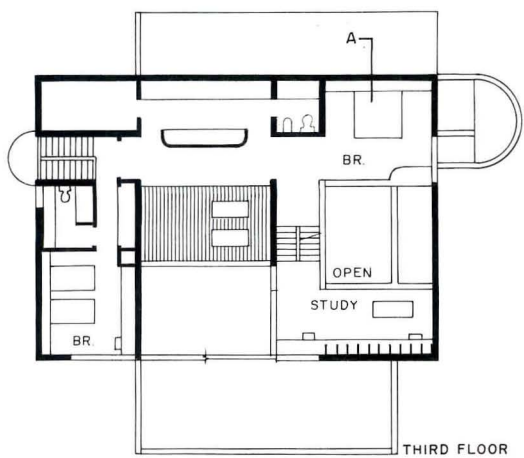
The second level is the main one, containing the living room, dining room, kitchen and a guest room. The living room rises through a third level of bedrooms and a study. In turn, both the living room and dining room open onto the first level which con-


tains—besides the pool—a family living area and a studio for Mrs. Friedman, who is a fashion designer. A secluded room for two children is located over the guest room.

Whitton has created the extraordinary sculptural composition with a most economical construction system common in the area: White stucco covers concrete-block bearing walls, reinforced with concrete "tie" beams and columns. A separate system of supporting beams and columns cantilevers over the entry, spans largest openings. —C.K.H.

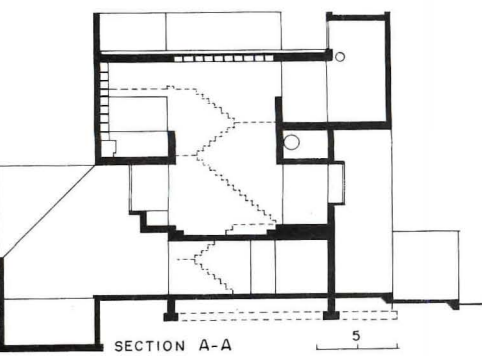
Owners: Mr. and Mrs. Marvin Ross Friedman.  
Architect: Robert Whitton. Structural engineers: McClinchy and Pundt. Contractor: Vihlen Brothers Construction. Photographer: ©Wolfgang Hoyt/ESTO.








From the living room (large photos above), the view is up to a mezzanine containing Mr. Friedman's study and the master bedroom (small photo) and out across the tops of trees to the nearby bay. The dining room (photo far left) has a view over the pool area, which is covered by fiberglass screening stretched on stainless steel cables for maximum visibility. The master dressing area (photo right) opens to a small sun deck above the dining room.







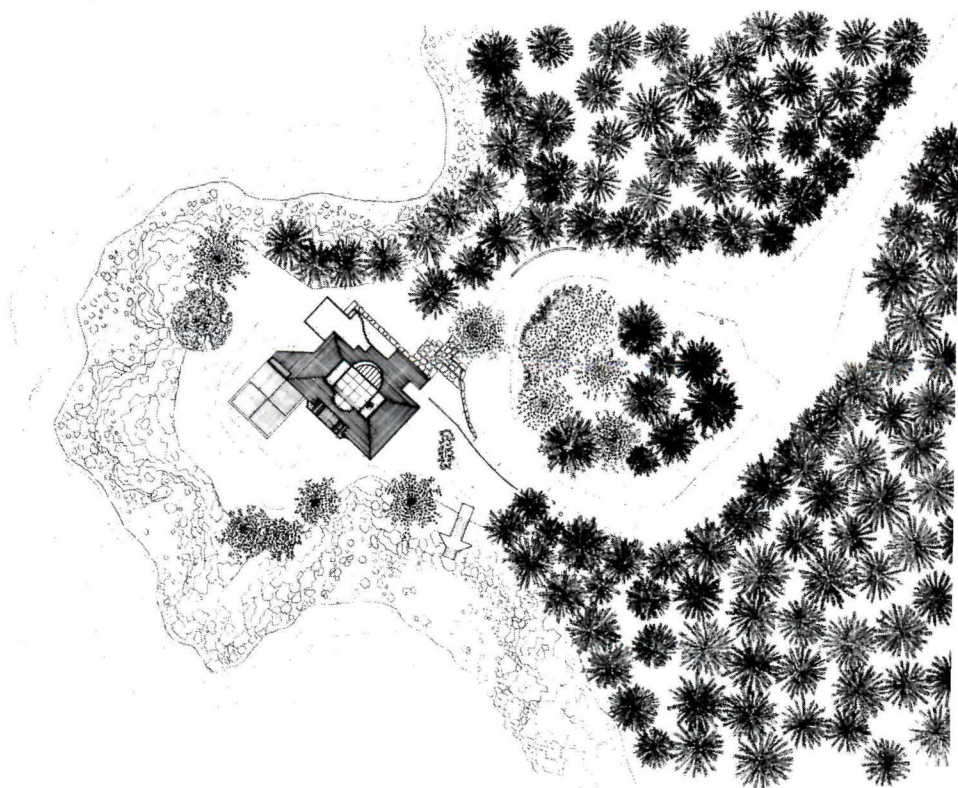


## ROBERT A.M. STERN

### POINTS OF VIEW, MT. DESERT, MAINE

In a recent issue of *Interview* magazine, architect Robert A.M. Stern was asked: "You're a little controversial aren't you?" He replied: "I'm a lot. I better be, otherwise I'll be very unhappy." Stern clearly revels in his position as architecture's in-house *enfant terrible*. An outspoken critic of "Modern" architecture, and a zealous proponent of "Post-Modern" architecture, Robert Stern has made sure that he's in the heat of the current architectural battle. But for a year-round vacation house on a craggy promontory jutting out from the shoreline of Maine's Mt. Desert Island, Stern displays a new (temporary?) conservatism.

Named "Points of View" by the client, and referred to as a "shingled cottage" by the architect, the house is surprisingly mild-mannered for Stern: "It's the first time I've tried to do a house in the tradition of the shingle style, where I didn't try to one-up the shingle style—but rather to take the shingle style on its own terms and to extend the vocabulary." In its plan, massing, and over-all proportions, "Points of View" is a modest



admixture of the vernacular and the classical—with only minor variations.


The site was made available after a fire destroyed an existing house, which Stern refers to as "belonging to the Vermont ski lodge school of architecture," and dubs "aspirant triangles." Unfortunately, the blaze also destroyed most of the trees on the property, and though "Points of View" is sited like "aspirant triangles," the new house will continue to obtrude along the coastline—much to the neighbors' dismay—until the newly planted trees are larger. Because of the sloping contours of the site, the house is below-grade from the driveway; consequently, approach is by descent. The double chimneys, however, add verticality to the low-lying house and, in addition, draw the eye upward as they frame the spectacular view. Sliding down in increments from the main mass of the house, a porch that the architect refers to as a *porte-cochère* (photos left), provides focus for the entrance.


Though the house is essentially a traditional box, Robert Stern—even in this mild-mannered incarnation—couldn't be expected to resist the temptation to deviate from the accepted norm, or in his words, "to extend the vocabulary . . . to distort." Acknowledging the impetus for these deviations, Stern points to the obvious mandate for accommodating "views and use." But the simple fulfillment of programmatic requirements is not what this architect is about.

Of the vocabulary "extensions," the most visible is the framed arch (photo right), partially infilled with lattice, which assumes the profile of an eyebrow dormer—a common detail of the classic 1880's shingle style. A second referential gesture can be found in the elongation of the roof line that extends over an outdoor deck; this unexpected diagonal slope faintly echoes the bold diagonal roof planes of early McKim, Mead and White—most especially the 1887 Low House in Rhode Island. Additionally, "distortion" can be glimpsed in the maid's quarters: a conspicuous appendage to the western corner of the box; its curved wall and low roof, sharply contrast with the two-story right-angles of the house proper. And along the oceanside elevation, various porches and verandahs take a bite out of the main volume.


It is ironic and interesting that in 1981—when even mainline modernists are busy re-examining the boundaries of architecture—that the "controversial" Robert A.M. Stern offers the low-key "Points of View." But as he says: "There are places in the world that have their own magic, every building program has a life of its own, and those are the things that should inform the architect . . . not some *a priori* notion of what a building should be." Decidedly so. —C.K.G.

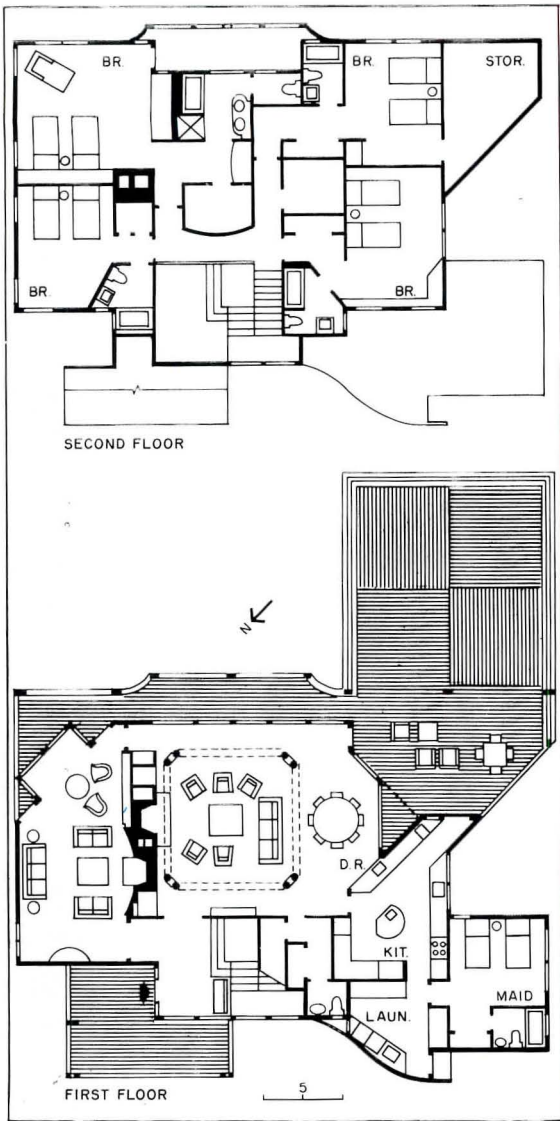
Points of View, Mt. Desert, Maine. Architects: Robert A.M. Stern Architects—associate-in-charge; Daniel Colbert. Engineers: Robert Silman Associates (structural), Arthur Fox (mechanical/electrical). Interior design: John Husel of Jessup Inc. General contractor: The Herrick Corporation. Photographer: © RETORIA/Y. Futagawa & Associates Photographers/Y. Takase.






Between design and construction, many of the non-essential elements—some decorative, others amenities—went unexecuted due to budgetary restraints. The two elevations shown here depict Stern's original scheme which included extensive latticework, stone chimneys, a roof oculus, and horizontal strips of "fancy butt" shingles that would have added stronger horizontal banding to the facades; a "widow's walk" type roof deck was also planned, with the false chimney housing the stairway.







The first floor plan (above left) shows the small "snuggery" off the main living area. This less public, more intimate room houses the family library and a second fireplace; an even smaller seating area is adjacent to the "snuggery," and takes the shape of a trian-

gle in order to position the room for maximum views. The second floor plan (top left) is especially straightforward; according to the architect, "all we wanted to do was provide reasonable rooms, good closets, adequate bathrooms, and good ventilation."





A "central hall, typical of Georgian houses," served as the model for the main living area (photo above). In order to provide the necessary definition, Stern lowered the ceiling and employed four pairs of columns to articulate the essentially open space. Some—but not all—of the columns are structural. The massive fireplace with its grand stonework further strengthens and anchors the room.





## MORSE & HARVEY

### STRUPP HOUSE, RYE, NEW YORK

Designed for a family of four that includes two teenagers, this hillside house overlooks a placid cove on Long Island Sound, and offers sweeping water views through a wide visual arc. The spaces are sensibly organized to exploit this view. Living room, dining room, master and children's bedrooms all open through glass window walls to vistas down the grassy slope, across massive stone retaining walls (the property was part of a large and grand estate) to the Sound some 50 yards away. All of these spaces are pivoted around a central circular stair that links the three levels of the house. The three-level solution not only adds drama to the views but allows an easy vertical zoning between sleeping spaces for the family's two generations. The middle level contains the principal living spaces. These volumes have been so artfully joined that the eye passes from one to the next almost without interruption. The living room gives directly to the dining room with only the delicate modulation of ceiling heights, and the dining room opens to the kitchen with only a three-step change of level. This almost frictionless flow of space—so evident in the photos on the next pages—results in a lightness and openness that was one of the owner's chief design requirements from the start. There is little doubt that it contributes enormously to the appeal of the design.

Because both the owners like to cook, and because the family tends to collect in this space, the kitchen received more design


attention and more square footage than might be expected in a house of this size. In addition to the usual kitchen appointments, the architects added a fireplace, a television set, and built-in soft seating as part of a handsome and beautifully crafted counter.

The house is heated by an oil-fired, forced air system. It is fully insulated and makes abundant use of double glazing. The largest glass areas face south and are protected by broad overhangs. Operable vents admit summer breezes that, for all but the hottest mid-summer months, are sufficient to cool the house. The low winter sun is invited in and some of its heat is stored in the dark **gray slate floors for radiation in the evening.** Though probably modest in the amount of energy they conserve, these devices add to the comfort of the house at all seasons.

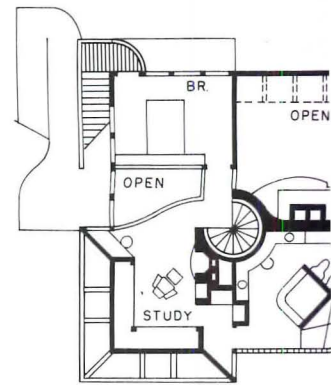
In the animation of its exteriors, in the rich texturing of its interior finishes, in the careful craftsmanship it exhibits throughout and, most assuredly, in the fine panoramic views it commands, the Strupp house bears the unmistakable stamp of design quality in its every part.

—B.G.

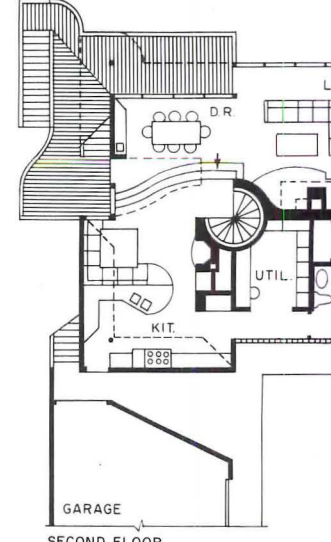
Owners: Mr. & Mrs. David Strupp. Architects: Morse & Harvey—project designer: John Harvey. Engineers: Harwood & Gould (structural); Gleit-Olenck & Associates (mechanical-electrical). Landscape architects: Vreeland & Guerriero. Contractor: Slavin Contracting Company. Photographer: Otto Baitz



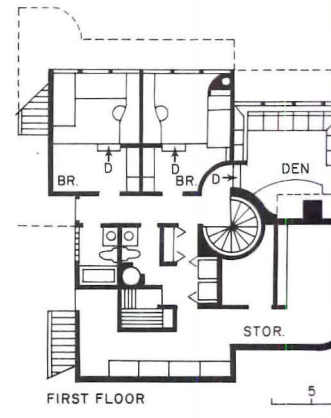




THIRD FLOOR



SECOND FLOOR

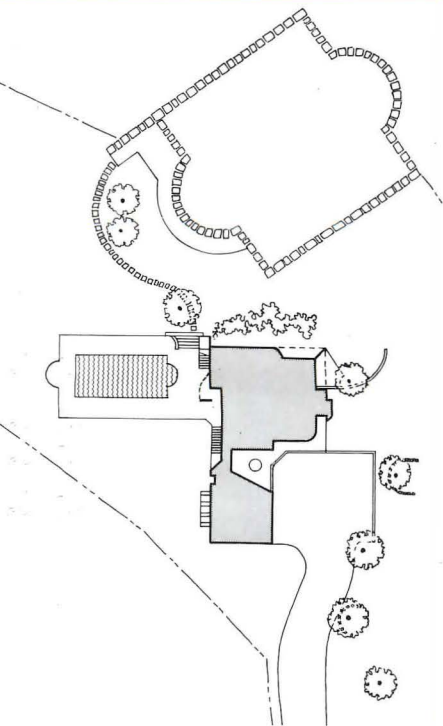


FIRST FLOOR


5







The various ceiling cut-outs (see photos) provide not only a visual release, but the opportunity to bring daylight deep into the interiors. Only the master bath (photo right) is developed with any sense of sybaritic delight. The other spaces make quieter claims on our attention and achieve their interest through the manipulation of space and the appropriate use of fine materials.



MORSE & HARVEY




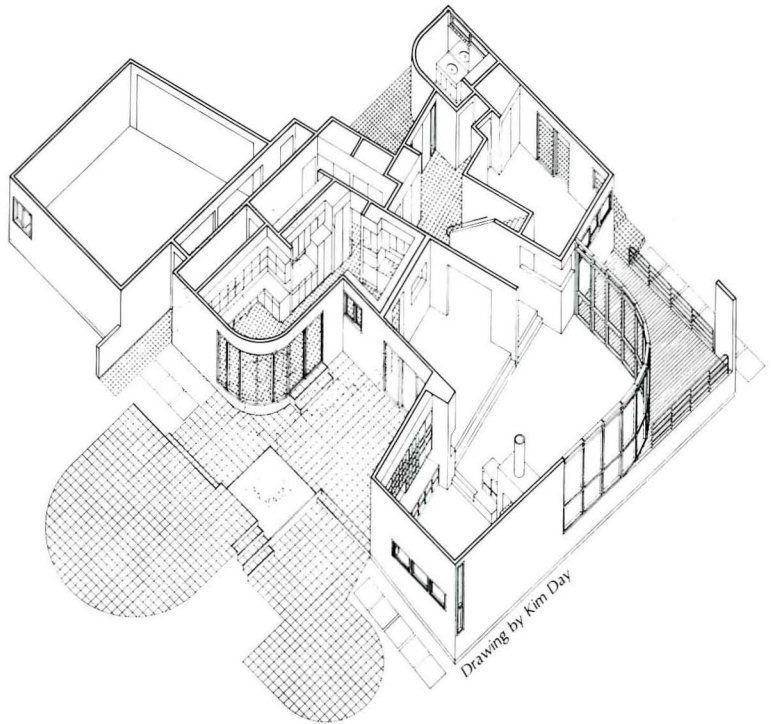

## MICHAEL ROSS ASSOCIATES

### ROSS HOUSE, OLD WESTBURY, LONG ISLAND, NEW YORK

Architects have always been challenged to deal creatively and economically with the design of simple "box" structures. And houses as a building type are prime ground for such experimentation. This house by Los Angeles architect Michael Franklin Ross for his parents on Long Island is what he describes as an "eroded box to achieve open interior spaces." This erosion is most dramatically exhibited at the southeast corner (above) where a curved two-story-high window (of curtainwall construction) slices behind a corner column. There are two other deviations

from a flat facade—a major one on the western elevation done to save a large copper beech tree (bottom right), and the other at the entrance. All of these expressions are cut *into* the house and each has a curved surface. The only protrusion, aside from the attached garage, is a small balcony located on the southern elevation (top right). The interior spaces play a different variation on the box theme. They are rotated 15 degrees in relation to the exterior walls orienting the user to views of a broad meadow to the southeast. This internal geometric shift also creates an

unexpected sequence of spaces and striking room shapes. Even though the house is situated on a plateau in the middle of a two-acre site, Ross decided to accentuate the 10 per cent grade change in the interiors of the first floor by creating four levels, each separated by a few steps. A central corridor, with slight jogs to give the impression of a rambling hallway, leads from the entrance to the two-story living room. Almost every room has access to an outdoor space, a result of either the protruding balcony or open decks on the second floor or a large outdoor patio on the



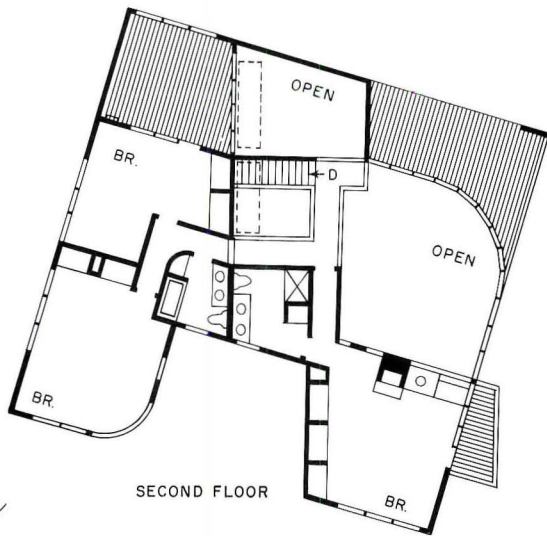
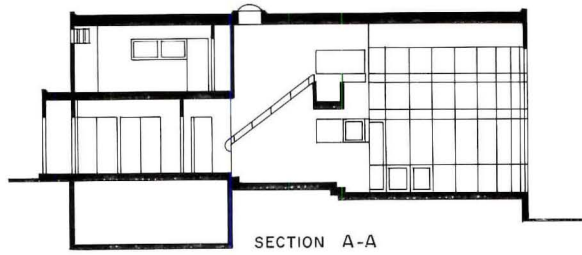
western elevation. The house is sheathed in cedar siding to correspond to its heavily wooded site. —J.N.

Owners: *John and Jean Ross*. Architects: *Ross Associates—Michael Franklin Ross, principal-in-charge; assisted by Ted Tanaka and Frank Purtill*. Engineers: *William McKerracher (structural); William J. Yang & Associates (mechanical); G & W Consulting Engineers—Phil Gruber, partner-in-charge (electrical)*. Interiors: *Ross Associates*. Weavings: *Joanne Schenendorf*. Contractor: *Harry Sprukts Construction Co*. Photographer: *Norman McGrath*.

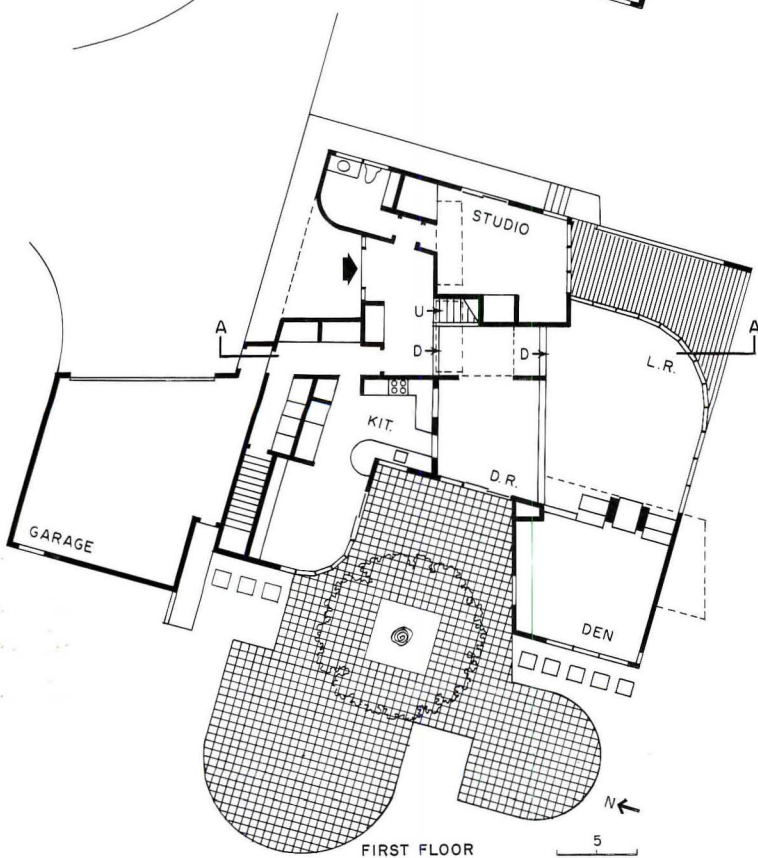


The interiors of this house were purposely set askew to the exterior walls to capitalize on views and to add an element of surprise. The most glorious view is seen through a two-story-high curved glass wall in the living room (left and below right); this curve is reflected in several other walls, most notably in the kitchen (middle right). A painting studio (top right)

receives northern light through a skylight, and is positioned to have a "line of sight" to the major first floor living spaces and driveway; this also permits easy transportation of supplies and paintings from the car park. A custom rug in the living room is designed by Michael Franklin Ross and woven in Mexico by a college classmate James Mac Williams.




SECOND FLOOR



FIRST FLOOR





## HUGH NEWELL JACOBSEN

### PRIVATE HOUSE, CENTRAL PENNSYLVANIA

A mile-long private road lined with large houses leads to both this site and this design solution. Because most of the houses are period designs—and owned by families who wanted the historic character of their neighborhood preserved—Jacobsen borrowed traditional themes from the surrounding Central Pennsylvania region, especially from one of the utopian communities that gathered in the area more than a century ago. Chief among these is the telescoping plan in which increments were added by tradition as families grew until they became extended families that spanned several generations. Each successive addition was made to the gable end of the last and was similarly proportioned but diminished in size.

Jacobsen seized on this theme, enjoyed it, and pushed it almost to the point of



caricature. The seven-unit massing, for example, houses space for a family of only three. There is a partial basement under the center sections of the house, but the basement windows at far left in the photo above, occur just above the finished floor of the living room. Other things that are not quite what they seem include upper level windows that gradually disappear under the eaves as the roof sections step down. (The sill heights are uniform across the entire length of the facade, but the head sections are successively lowered).

These are just the first in a mounting series of surprises. As the units are graduated down in size, the exposed gable edges are filled with glass strips (see photos at right). By this device, the idea of the telescope is reinforced at the same time that daylight can be

introduced high in the tall spaces. Without this high light source, the high spaces would become somewhat gloomy. The largest gable end (see cover and photos next pages) is completely glazed. A heavy wood frame, stiffened with steel, compensates for the absence of either sheathing or diagonal bracing on this elevation. When lighted from without, like a theater scrim, the glass wall is almost totally reflective. At night, however, it is almost completely transparent so, for future privacy, the architect has planted the area in front of the glass wall with an orchard of 34 dogwood trees.

At the rear of the house (see photo far right) historicism is not maintained with any stringency, and inside it is dropped altogether. The interiors are developed in the now familiar Jacobsen idiom and palette of





HUGH NEWELL JACOBSEN

materials: gray slate under thick carpet, white painted gypsum board that unfolds in broad, uninterrupted, origami-like wall and ceiling surfaces, pendant light cans, and building details of near miraculous simplicity.

There is a grace in the proportions and a lively sense of invention in the massing. Jacobsen has borrowed from a regional vernacular as it suited his or his client's purposes, but abandoned it quickly when it no longer served. The final result, therefore, is a composite of many ideas all masterfully integrated into a handsome and united whole—into a house that looks comfortable and uncommonly inviting. —B.G.

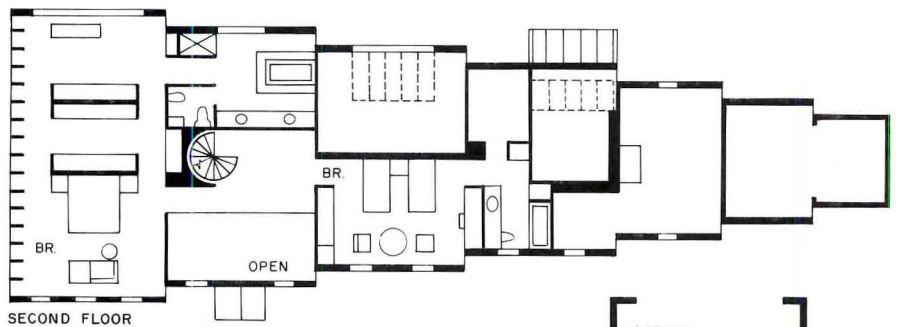
Architect and interior designer: *Hugh Newell Jacobsen*. Structural engineer: *Kraas and Mok*. Photographer: *Robert Lautman (Courtesy Condé-Nast)*.



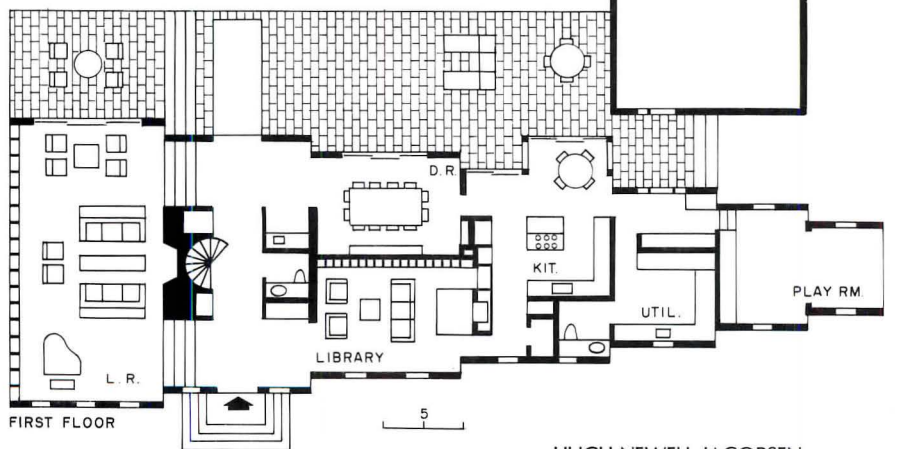




The glazed surfaces (photo below) mirror the siding and brickwork on the historic side of the house, and are inset with a minimum of detail. At far right (below) is a library which offers narrow glimpses back out through these same glazed surfaces to the site.





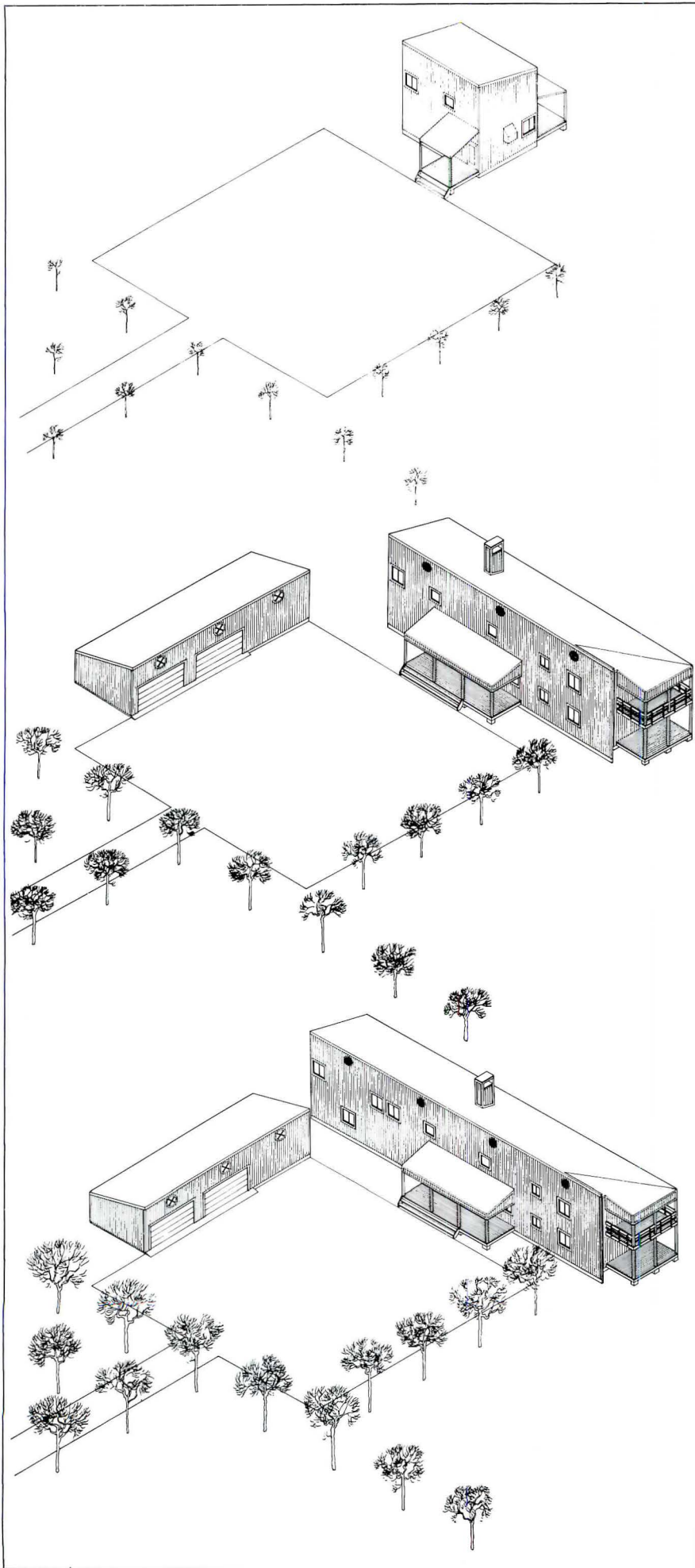
SECOND FLOOR




FIRST FLOOR

HUGH NEWELL JACOBSEN





Destined to become, in the final phase of a three-phase development plan, a permanent working ranch, this weekend house on the rolling plains of central Texas announces its future function in a visual dialect so broad it invites a grin. But the architect-owner's outspoken use of the vernacular of the rural Southwest—outbuildings and verandas, rough wood framing and tin roofs—is tempered by more sophisticated references, establishing through a series of metaphors and contrasting statements a controlled dia-



## WM.T. CANNADY & ASSOCIATES



CANNADY RANCH, ROUND TOP, TEXAS

logue on the architecture of country living.

With its shed-like form and a planar facade that reads almost as an Old West false front, the house suggests an organic functionalism that is belied by its formal siting. Fronting on a large auto forecourt, the main building is flanked on the west by a garage that repeats in small its shed configuration and on the east by a row of trees to frame a special view. As yet only sketched by saplings planted in the first development phase, the enclosure of the forecourt will, as the trees



mature, be completed by additional landscaping and a formal drive on the south, boxing a composed square both oasis and landmark in the ranch's largely treeless setting.

To gain cross ventilation from strong prevailing southern winds and capitalize on views across the valley sloping to the north, the house is oriented east-west. Outlined by conventional stud framing and 20-foot clear span timber beams and trusses, its long rectangular plan is staunchly symmetrical, centering on a two-story living-dining space divided

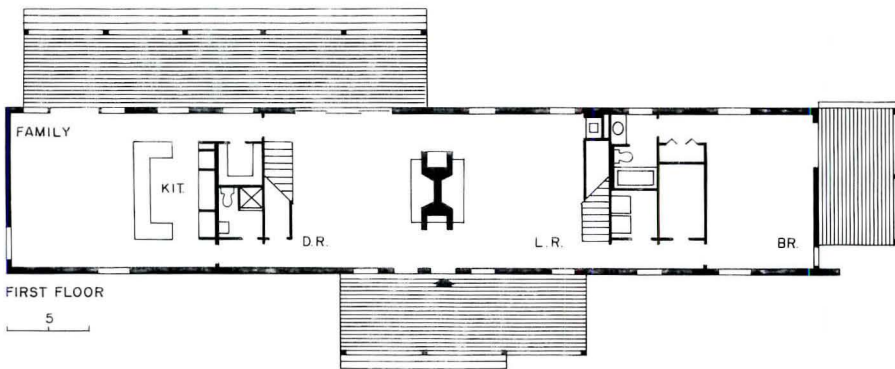
by a freestanding double-sided fireplace whose bulk also hints at an entry hall.

Flanking this common area and separated from it by stairs and service cores are more private quarters: master bedroom and guest suites opening to stacked verandas on the east; kitchen and family room and children's bedrooms (now truncated to kitchenette and bunkroom) on the west.

This studied symmetry of plan, however, is denied in elevations pierced by small square windows whose random rhythm is



SECOND FLOOR



FIRST FLOOR





WM. T. CANNADY & ASSOCIATES

counterpointed by the regular spacing of attic ventilators. With the added accent of deep offset porches, the fenestration of the house, like its siting, sets up a play of contradiction between plan and volume that sounds in this unpretentious but thoughtfully made ranchstead a unifying note. —M.F.G.

Owner: William Cannady. Architects: Wm. T. Cannady & Associates Inc. Structural engineer: Nat Krahl. Contractor: Kermit Wunderlich. Photographer: Paul Hester





The Cannady ranch speaks clearly of its place—expanse of land, constraints of climate and local resource—through simple forms and homespun materials assembled with respectful skill. The weathered exteriors, though rough in finish, are cleanly framed by exposed structural members and carefully detailed, modulating on the interior to smooth stained pine paneling and crisp trim. The effect over-all is one of warmth and welcome expressed with the natural dignity of a dwelling indigenous but not ingenuous.



# MOORE RUBLE YUDELL

## RODES HOUSE, LOS ANGELES, CALIFORNIA

This small house fulfills a very wide range of program requirements: not just functional requirements, but requirements of image—and of illusion. The owner is a bachelor professor of English with strong interests in the classics, history, and the theater; and a gourmet cook who enjoys entertaining large groups. Despite a modest budget, he hoped for a house that would be formal, imposing, and indeed a little grand. To an extraordinary extent, the architects succeeded.

The house is set in a ravine overlooking a meadow soon to be an orchard, and beyond, the lights of Los Angeles. The major facade, seen as one drives in alongside the orchard (left in site plan), clearly has strong Palladian roots. But with its symmetry and curving forms, it can also be read as a proscenium for performances by theater groups visiting the client's university—with the oval patio (photo below) serving as stage while guests sit at the edge of the orange grove on "the remains of a grand Baroque stair" designed as an integral part of the house (see site plan) but not yet built. When complete, the composition of terrace and steps and trees should add to the hoped-for illusion that this house is but a small pavilion at the end of a grand procession, a small pavilion that is part of some grand estate.

Inside, the house is dominated by the large, two-story-high living room (see plan and photos next pages). This room, with its concave end walls, is treated as an extension of the patio (the stage). This imagery is heightened by a vestigial truss (top left photo, next pages), which acts as an armature for theatrical lighting instruments. (This pipe form is a vestige of an earlier construction scheme. The meadow on which the house sits is loose fill, and the first scheme was to span between the ravine walls with three trusses piercing in turn the curved facade, the inner wall of the

living room, and the rear facade. This system proved too expensive, and the house in fact rests on a buried bridge of caissons and grade beams. But both owner and architects so enjoyed the play of straight truss and curved wall that the truss is recollected in the lighting armature, extended outdoors as trellises.)

The octagonal-shaped dining room behind the fireplace is two stories high, and overlooks a smaller, very private patio (photo lower right). A large kitchen, handsomely finished and tiled, opens off the dining room to the left. Beyond it is a well-finished utility room with a door to the carport which serves as the owner's usual entrance. (The "formal entry" for guests is the central door in the curved facade.) The owner chose to use a small alcove off the dining room as "the master bedroom." Beyond it is a truly grand master bath—two stories (some 25 feet) high, with two curved walls, lit by windows up at the second level, and with a door opening from the shower to a covered patio behind the trellis at the right in the photos.

Upstairs is a guest suite and, across a bridge at the fireplace, a book-lined den. A hidden door in the bookshelves opens to a storeroom.

Color was worked out in intricate detail. The exterior stucco is a soft gray, with beige trim and pale blue doors—all soon to be set off by greenery on the trellises. Inside (see photos and caption next pages) the color palette is subtle, effective, and beautiful.

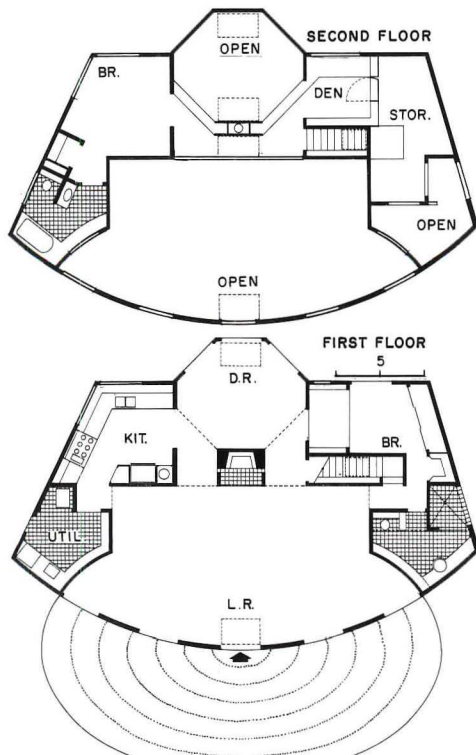

In all, this house is a stage for a very graceful way of living. —W.W.


---

Owner: Professor David Rodes. Architects: Moore Ruble Yudell—project architects: Charles W. Moore, Buzz Yudell; project staff: J. Timothy Felchlin, Regula Campbell, Jim Meyer. Color: Tina Beebe. Contractor: Carde/Killifer, Scott Carde. Photographer: Tim Street-Porter.










MOORE RUBLE YUDELL

The living room dominates the interior of the small house. Its colors are worked out in the same detail as the design, with the changing planes picked out in off-white, a range of grays, soft apricot on the concave end walls, very pale blue for the ceiling. In most other rooms, a palette of cool blues and greens is used, though the master bedroom alcove (photo above) is in raspberry. A bridge (photos below) separates the two-story living and dining rooms; upstairs it links a guest suite and the owner's book-lined den. Skylights down the centerline of the roof wash all the major walls.



# System V: The ultimate convenience.

Start with a beautifully sculptured Lustertone stainless steel sink. With double compartments for efficient use of space.

Add to this a hi-arc faucet for easy clearance of tall containers. And a strong, silent Elkay D-80 disposer. Together you have Elkay's basic convenience center.

Now go one step further—get steaming hot water, instantly, with Elkay's deluxe hot water

dispenser. That's System IV.

Want instant chilled water, too? Refreshingly cold drinks with just a turn of the hand? Then go all the way to Elkay's System V. The most versatile water appliance ever!

From the basic to the ultimate, Elkay stainless steel sink systems and accessories meet your every need.

**Elkay ingenuity. Reflected in everything we do.**



Hi-arc faucet.

Steaming hot or icy cold water, instantly!

Powerful waste disposer.

Functional double compartment sink.

# ELKAY®

FOR PRODUCT INFORMATION, WRITE ELKAY MANUFACTURING CO., 2222 CAMDEN COURT, OAK BROOK, IL 60521.

Circle 29 on inquiry card

# Bewitching

Subtle blends on sculptured shapes create a new bath decor. Enchantingly beautiful. Eljer's Blended Hues.



Available in three attractive hues: Lavender Haze (shown), Blue Mist and Morning Rose – all on Eljer's Gallery Collection fixtures. Get your copy of Eljer's Blended Hues Decorator's Guide. See your mechanical contractor or write Eljer, Dept. AR, Three Gateway Center, Pittsburgh, PA 15222.

**ELJER**

WallaceMurray

Circle 30 on inquiry card

# CLASSICS

See the entire collection at our showrooms,  
write on your letterhead for our new  
catalogue. Or design your own fixture.  
We'll do the contract work.  
We do it all. And we do it here in the U.S.A.



KOCH+LOWY INC.  
THE PAST, PRESENT, AND FUTURE  
OF MODERN LIGHTING

100 Third Ave., New York 10022  
Pacific Design Center, 8687 Melrose Ave., Los Angeles, Calif. 90069  
1044 World Trade Center, Dallas, Texas 75258

1245 Merchandise Mart, Chicago, Illinois 60654  
Galleria Design Center, 101 Kansas Street, San Francisco, Calif. 94103  
C423.2 Commerce Wing, Southern Furniture Center, High Point, N.C. 27261

## ERAZIO SERIES

The new generation in task lighting.  
Fully articulated arms stay in place without  
springs and adjust to infinite positions.  
Table, wall, clamp-on, track light.  
Aluminum alloy, finished white or black.



Designer: Santo Lanzafame

Circle 31 on inquiry card

For more information, circle item numbers on Reader Service Inquiry Card, pages 179-180



**BATH ENCLOSURES** / Standard and custom aluminum-framed bath and shower enclosures are illustrated in a color catalog. Special units include sauna entrances and multiple shower enclosures. ■ Howmet Aluminum Corp., Terrell, Texas.

circle 400 on inquiry card



**RESIDENTIAL WALLCOVERINGS** / The latest volume in Sanitas's "total home" coordinated wallcovering line, "The American Way" contains 37 different patterns and many matching fabrics. ■ Sanitas Div., L. E. Carpenter & Co., Pine Brook, N.J.

circle 401 on inquiry card



**SPACE-SAVING KITCHENS** / Compact, multi-use Dwyer refrigerator, range, oven, sink-worktop and storage cabinet units are displayed in a full-color kitchen unit catalog. Also included are optional accessories such as microwave ovens, icemakers, hot water dispensers, range hoods, etc. ■ Dwyer Products Corp., Michigan City, Ind.

circle 402 on inquiry card



**ITALIAN TILE** / A 16-page booklet, "Decorate Your Home with Italian Ceramic Tile," contains design ideas for every room in the home, illustrated with color photographs. Design and shopping tips are included. ■ Italian Tile Center, New York City.

circle 403 on inquiry card



**STEEL ENTRANCE** / A brochure on the Entergy replacement door and frame system shows how homeowners can save fuel energy and installation time with this insulated galvanized steel entrance system. Doors are available in a variety of widths and heights, and come with an adapter frame that fits a range of residential openings. ■ The Ceco Corp., Oak Brook, Ill.

circle 404 on inquiry card



**DIGITAL CLOCKS** / Color brochure describes wall and table model digital clocks for home and office, imported from France and Japan. ■ Peter Pepper Products, Inc., Compton, Calif.

circle 405 on inquiry card




**BATH PLANS** / Six bathroom designs that demonstrate the creative use of space and color are illustrated in "Expressions," a 40-page color brochure. Included are before-and-after floor plans and a list of materials used in each bathroom, plus a section of tips on planning and product selection. All Eljer tubs, basins, toilets, faucets, etc. are shown. There is a \$2 charge for the booklet, available from Eljer Plumbingware, Three Gateway Center, Pittsburgh, Pa. 15222.



**RESIDENTIAL PAPERS** / The "Traditionally Speaking . . ." collection of wallcoverings and fabrics is illustrated in a color brochure. All 25 designs are shown in their various color choices. Wallcoverings are 28-in. wide, easily removed, and are gravure-printed on vinyl, Mylar or Kraft paper grounds. ■ James Seeman Studios, Div. Masonite Corp., Garden City Park, N.Y.

circle 406 on inquiry card



**CEDAR PRODUCTS** / "Construction Concepts" brochure contains color photos of interesting applications of western red cedar framing and board materials. ■ Western Red Cedar Lumber Assn., Portland, Ore.

circle 407 on inquiry card



**ELECTRIC APPLIANCES** / This 1981 "Showcase" catalog covers residential appliances—refrigerator-freezers, ranges and ovens, laundry equipment, air conditioners, etc.—with the latest design and convenience features. New products include a smaller-size side-by-side refrigerator with through-door ice service, and a "Grill/Griddle" range. All product specifications are listed, and dimensional drawings facilitate kitchen layout. ■ General Electric Co., Louisville, Ky.

circle 408 on inquiry card



**WROUGHT IRON** / Window and door grilles, gates, railings and balconies of hand wrought iron are shown in a color brochure. Photographs illustrate installation in homes, offices and stores. ■ The Forge, Div. of Pinecrest, Minneapolis, Minn.

circle 409 on inquiry card

more literature on page 134



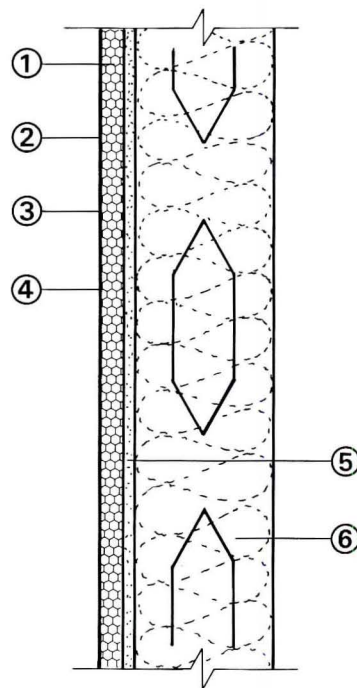
**The outside story of solar success.**

The Reid home (facing page) illustrates the flexibility of the Dryvit System.

While it helps solar systems work efficiently by placing massive insulation on exterior walls, it also gives the architect design opportunities such as the flowing curves employed here.

Look for Dryvit in the General Building File of Sweets Catalog under Section 7.13/Dr.

Typical wall section detail below:




1. **Dryvit Insulation Board:** expanded polystyrene with optimum insulating characteristics. Board sizes, thicknesses and shapes are available as required by design.
2. **Dryvit Reinforcing Mesh:** specially woven and treated fiberglass fabric is embedded in the Primus coating to prevent surface cracking.
3. **Dryvit Primus™/Adhesive:** Dryvit's unique plaster material mixed with Type 1 Portland Cement is used to adhere Dryvit Insulation Board to the approved substrate. It is also used to embed Dryvit Reinforcing Mesh on the face of the board.
4. **Dryvit Quarzputz™ Finish:** one of four finishes available. This synthetic plaster material has high bond strength, integral color and an applied texture that provides a weather-proof jointless exterior surface.
5. **5/8" Exterior Gyp. Sheathing**
6. **6" Steel Studs @ 16" O.C.**

**DRYVIT SYSTEM, INC.**  
420 Lincoln Avenue, Warwick, RI 02888  
(401) 463-7150  
Plant Locations:  
Warwick, RI; Tulsa, OK; Columbus, GA

Circle 32 on inquiry card

# A New England home turns to the sun and Outsulation<sup>®</sup> for energy efficiency.



ARCHITECT: Thomas N. Larson, F.A.A.R.

This private home in Lakeville, Connecticut, faces South from a tree sheltered hilltop.

The owners, Mr. and Mrs. Gordon Reid, asked for a plan that used new design criteria based on energy efficient materials and concepts.

The answer includes passive solar controls, triple glazing and a butterfly roof with thirty-three solar collectors to supply basic heating, cooling and domestic hot water.

A 1200-gallon storage tank in the cellar feeds this system. And, it's backed-up by a heat pump working off the night power grid.

Obviously, these active and passive solar systems require massive insulation to maintain their input of energy. The choice? Dryvit System Outsulation for exterior walls.

And while Outsulation provides massive insulation, it also presents a beautiful exterior surface.

A permanent surface that resists cracking and fading. A true wall system that seals thermal bridges, minimizes thermal shock and prevents the damage of water penetration.

Outsulation works in the Reid solar home. Not surprising since it is backed by thirty years of success in schools, high rises, industrial and commercial complexes.

Let us prove it can work for you. Call or write, stating your application: new construction or retrofit.



OUTSULATION<sup>®</sup>

dryvit<sup>®</sup>

**Dryvit System, Inc.**

420 Lincoln Ave., Warwick, R.I. 02888 (401) 463-7150 • Plant Locations: Warwick, RI; Tulsa, OK; Columbus, GA

Circle 32 on inquiry card



**BASEBOARD HEATERS** / The *Intertherm* line of residential and commercial electric hot-water baseboard heaters is shown in a 12-page color catalog. Each product is pictured in an actual situation, and controls and accessories are illustrated and explained. ■ Intertherm, St. Louis, Mo.

circle 410 on inquiry card



**CEILING FANS** / A 16-page brochure on "The Original Hunter Olde Tyme Ceiling Fan" illustrates many models, styles, colors, decorating ideas, accessories, and blade and control options. Installation tips are included. ■ Robbins & Myers, Inc., Memphis, Tenn.

circle 412 on inquiry card



**OFFICE TRADITIONAL** / R-Way's "Magistrate" catalog shows desks, modular credenzas, bookcases, seating and tables of traditional Chippendale design. ■ R-Way Furniture Co., Sheboygan, Wisc.

circle 414 on inquiry card



**MAJOR APPLIANCES** / A sampler catalog features washers and dryers, including the "Space Mates" compact units; gas and electric ranges; refrigerators; through-wall air conditioners; electric water heater; and commercial laundry products. ■ White-Westinghouse Appliance Co., Pittsburgh, Pa.

circle 411 on inquiry card



**SLIDING DOOR** / A descriptive brochure on "Series 5000" residential sliding glass doors discusses ten features which demonstrate the value, reliability, security and energy savings built into this *Howmet* door. ■ Howmet Aluminum Corp., Terrell, Texas.

circle 413 on inquiry card



**WOOD STAIRWAYS** / Hand-turned balusters and newel posts form part of the custom-installed *Challis* stairway. Free-standing and suspended stairs with circular and straight railings are illustrated in a color brochure. ■ Challis Stairways, Salt Lake City, Utah.

circle 415 on inquiry card



**HARDWOOD ACCESSORIES** / Nanik's new line of handfinished basswood accessories for home and office use is illustrated in a color catalog. Items offered include a hamper, shelf with towel bar, tissue holder, tray organizer and waste basket, all available in a choice of seven natural hues. ■ Nanik, Wausau, Wisc.

circle 416 on inquiry card



**CONTRACT CARPETING** / Sample folders on the entire range of *Mohawk* contract carpeting are available to architects, designers and end users. Books contain carpet specifications and swatches showing the full color line offered. ■ Mohawk Carpet, Amsterdam, N.Y.

circle 417 on inquiry card



**CONCRETE PAVING** / A color brochure describes three different paving systems: *Bomanite* colored, imprinted concrete; *Bomacron* colored, textured concrete; and *Grasscrete* structural grass/concrete. All three have wide architectural, landscape and urban renewal applications. ■ Bomanite Corp., Palo Alto, Calif.

circle 418 on inquiry card



**SPAS/HOT TUBS** / Indoor and outdoor units from several manufacturers are featured in a *Bicknell* brochure. New products include low maintenance *Jacuzzi Quanta* and *Circa* tubs, and *Baker* "Hydro-touch" digital command center spa packages. All models are shipped from stock, pre-plumbed and ready for installation. ■ Bicknell, Inc., Framingham, Mass.

circle 419 on inquiry card



**TEXTILE WALLCOVERINGS** / Seventy-five patterns of contract wallcoverings are shown in the newest *Tektura* catalog. Textiles used range from wools, linens, silks, and flannels to suedes. ■ Tektura, Houston, Texas.

circle 420 on inquiry card

more literature on page 135

B&K office building - Marlborough, Mass. D.F. Trees - Architect

**OPEN A NEW DOOR**

New to the USA, but they've been hanging around Europe since 1947, & today they've got that market practically locked up. These ready-fitted, fully finished, solid-core doors, fully guaranteed against warping, are available in oak and in pine, with frames and simple, elegant, lever-handle hardware—all for about \$400.

**SCANDINAVIAN COMPONENTS INCORPORATED**


Send for our brochure & price list: 23 Cutler Road Hamilton, Mass. 01936

Circle 33 on inquiry card



# LOW ENERGY MAGIC... NEOLIGHTS

**Classic Allure...**  
Pure Glow and More. Energy conserving, maintenance free... Fifty year life. Architects are specifying Neo-Ray's **Neolights** to create a shimmering elegance within an interior space. Stimulate your imagination with **Low Energy Magic...**



**neoray**  
NATURALLY

537 Johnson Avenue, Brooklyn, N.Y. 11237  
212-456-7400


Circle 34 on inquiry card



**REMODELING DOOR** / Designed for easy installation within an existing frame, the *Benchmark* steel insulated door and frame increases security and thermal efficiency. A color brochure features cutaway illustrations of energy saving advantages, and pictures 15 of the available door styles. ■ General Products Co., Fredericksburg, Va.  
circle 421 on inquiry card



**SHUTTERS & BLINDS** / A 240-page "encyclopedia" catalog includes shutter drapes, wood Venetian blinds, shutter and Shoji panels, metal and hand-carved doors, tin ceiling panels, and wrought iron products. ■ Pinecrest, Minneapolis, Minn.  
circle 422 on inquiry card



**RESTORATION DIRECTORY** / The 1981 edition of "The Old House Journal Catalog" lists over 1,100 firms involved in the sale of products and services to those interested in the restoration or recreation of pre-1920 houses. There are classified groupings of products, and an alphabetized listing for each company giving complete address, phone number, literature offerings, and a description of the items available. The 142-page catalog may be ordered for \$9.95, plus \$1 postage, from The Old-House Journal, 69A Seventh Ave., Brooklyn, N.Y. 11217.



**VENEER BRICK** / The *Facex* exterior veneer brick system provides a finished brick and mortar installation without the labor and cost disadvantages of grouting. A product brochure describes how the *Facex* system can be applied to most dry, stable, sound substrates with *Z-ment* exterior acrylic adhesive. ■ Z-Brick Co., Woodinville, Wash.  
circle 423 on inquiry card




**KITCHEN CABINETS** / A full selection of work-saving *Long-Bell* cabinet fittings are shown in a color brochure. Over 40 convenient accessories, such as fold-out trays for sink front and cook top storage, wire racks, fold-down cookbook racks and lazy susan cabinets, are included. ■ International Paper Cabinet Div., Portland, Ore.  
circle 424 on inquiry card



**STAINLESS STEEL SINKS** / A 12-page brochure contains detailed information on the complete line of *Quality-Craft* nickel bearing, stainless steel sinks in four price series for residential and commercial builders. ■ Brass-Craft, Detroit, Mich.  
circle 425 on inquiry card

Circle 35 on inquiry card

# ROOFING Designers, Specifiers & Builders



## NEW NRCA ROOFING MANUAL Helps Protect your Reputation & Investment!

Just off the press, prepared by the National Roofing Contractors Association in cooperation with major associations, architects, engineers, specification writers, government agencies, university and manufacturer research departments. Making it the *State-Of-The-Art Authority* for ALL types of roofing and waterproofing practice that everyone concerned with *protecting* valuable buildings and their contents with the *best roofing possible* should have in their reference library.

Now 5 separate manuals have been combined into *one* dynamic reference. 1) Built-Up Roofing Manual. 2) Construction Details. 3) Handbook of Accepted Roofing Knowledge (HARK). 4) Steep Roofing Manual. 5) Waterproofing Manual ... to make it the most important roofing reference in the world! The one manual everyone in building design and construction, real estate management and government building code departments needs.

The New NRCA Roofing and Waterproofing Manual is indexed and departmentalized so it's easy to prepare specifications and duplicate construction details. It's written with clear instructions, easy to understand installation methods, simplified calculations, and accepted industry standards and practices. You'll learn the latest on how good roofing plus insulation is combined for *increased energy efficiency*, only \$68.00.

### The New NRCA Manual ...

- Covers the requirements, precautions and application procedures for every new and proven roofing system.
- Contains 16 complete roof specifications.
- May be used as a basis for up-to-date building codes.
- Contains over 200 roofing and waterproofing detailed drawings.
- Tax deductible - the NRCA Manual can pay for itself on the 1st job with cost saving ideas, specifications and construction details.

**NRCA IRONCLAD GUARANTEE**  
No ifs, ands or buts in our guarantee. Here it is ... 100% absolute satisfaction or your money back within 10 days.

### Complete Coupon Below and Mail Today!

National Roofing Contractors Association, Dept. 5AR  
1515 N. Harlem, Oak Park, IL 60302

Yes, my check is enclosed. Send me \_\_\_\_\_ NRCA Roofing and Waterproofing Manuals (\$68.00 each, price includes postage and handling). RUSH me more information on all of your roofing and waterproofing manuals.


NAME \_\_\_\_\_ TITLE \_\_\_\_\_

COMPANY \_\_\_\_\_

STREET \_\_\_\_\_ PHONE \_\_\_\_\_

CITY \_\_\_\_\_ STATE \_\_\_\_\_ ZIP \_\_\_\_\_


For more information, circle item numbers on Reader Service Inquiry Card, pages 179-180



Artistic Brass, circle no. 301



American-Standard, circle no. 302



Sherle Wagner Int. Inc., circle no. 300



## **the plastic-domed ventilating skylight**



Skylighting is the way to create beautiful light-filled rooms, to add new dimension and greater flexibility to interior and exterior designs.

VENTARAMA SKYLIGHTS OFFER PASSIVE SOLAR HEAT, NATURAL AIR CONDITIONING, and can be used in any climate on any roof.

- COPPER FLASHED • SHATTER-PROOF • INSULATED DOME • SCREENING AND SUNSHADE • OPERABLE BY MANUAL, POLE, OR ELECTRIC MOTOR.


### **VENTARAMA<sup>®</sup> SKYLIGHT CORP.**

75 Channel Drive, Port Washington,  
New York 11050 (516) 883-5000



Circle 36 on inquiry card

## Sophisticated designs for faucets



Kohler Co., circle no. 303


Since good design includes paying as much attention to detail as to the over-all concept, the four products shown to the left represent some of the more striking designs for faucet handles for the bath. **Sherle Wagner International, Inc.** (circle no. 300) based the design of their new bath accessories on contemporary art, and elegantly defined them in polished chrome and semi-precious stones. Shown in the photo far left are three different towel bars, a hook, a square soap dish, a glass holder and a square towel ring in polished chrome with tiger-eye inserts. The same designs may be ordered with gold fin-

ish, malachite, or all metal. **Artistic Brass** (circle no. 301) has just announced its 1981 "Reflections" line of faucets and accessories. The high-styled collection features widespread and centerset lavatory faucets, shower sets, tub sets with optional Roman tub spout, tank and bidet fittings, and matching accessories, including towel bars and rings, tissue holders and robe hooks—all in chrome and Lucite. **American-Standard** (circle no. 302) has introduced an entirely new line of deluxe residential plumbing fittings, called the *Roma* Lavatory Faucet, designed to be complementary to the *Roma* Suite line of lava-

tories, toilets, whirlpool baths and bidet. The square base is solid brass and finished with chrome. The lever handles are 4- by 1- by 1-in. and are available in green, brown or ivory onyx, and clear acrylic. The units have Aquaseal valving, and an aerator having 2.5 gpm water flow restrictor. **Kohler Company** (circle no. 303) is exhibiting the "Alterna Crystal Water-Guard" faucet line, which features cube-like handles of solid brass encased in crystalline acrylic. The faucets offer water-saving flow control, and are available in brushed or polished chrome, and brushed or polished 24-carat gold finishes.

# People keep putting us on top.

PATENTED



... And for the very best reasons! **DURABLE** and **LONG-LASTING**—Matéflex interlocking modules are made from a special blend of polypropylene and rubber that stands up to the toughest matches. Resisting heat, cold and the sun's direct rays, Matéflex is a proven winner season after season!

**FLEXIBLE** enough to absorb shock and prevent leg fatigue, yet Matéflex always maintains ideal playing speed and ball bounce.

With **INSTANT DRAINAGE** you'll never play on a wet surface. Our unique flow-through design immediately filters water, leaving the court in excellent playing condition.

**MAINTENANCE FREE**—Matéflex never needs repairs or adjustments. Once installed, Matéflex insures the best possible performance! So, if you're thinking of resurfacing your old court or building a new one, **THINK MATE-FLEX**—the best all-around tennis court surface made today—Because we planned it that way!

**Ask about Matéflex Rooftop Tennis Court Systems**

For complete information call, or mail this coupon! **Matéflex** by Mele, 1712 Erie Street, Utica, New York 13503 Phone: (315) 733-4601

I am interested in  on grade  rooftop systems. **AR51**

NAME \_\_\_\_\_


COMPANY \_\_\_\_\_

ADDRESS \_\_\_\_\_

CITY \_\_\_\_\_ STATE \_\_\_\_\_ ZIP \_\_\_\_\_

Circle 37 on inquiry card

# U.S.G. covers the U.S.A. with load-bearing **LIGHT STEEL FRAMING!**



## **CALL US NOW! We'll help answer your questions and cut costs, too.**

Thinking light steel framing? Wherever you are, you can think U.S.G. for everything you need in studs and joists. You'll appreciate such important U.S.G. extras as a separate staff of steel specialists—at each of our divisions coast-to-coast. They're at your service at all times to help resolve questions at the design stage—work closely with your contractors through the entire job—and computer-size your steel requirements for maximum in-place economy.

Available for both load-bearing and curtain wall applications, USG® Light Steel Framing capitalizes on the superior strength, rigidity, uniform quality and corrosion resistance of galvanized steel. And, you'll find, this superb noncombustible framing provides a smooth base for surfacing panels, too.

■ Call for specifics. Or write to us now at 101 S. Wacker Dr., Chicago, IL 60606, Dept. AR581

**Circle 38 on inquiry card**

Call Steel Department:

- Atlanta, GA (404) 393-0770
- Kearny, NJ (201) 997-1600
- Torrance, CA (213) 775-3696
- Chicago, IL (312) 321-3979

**UNITED STATES GYPSUM**   
BUILDING AMERICA



**FIRE-RATED STUD INSULATION** / Said to be the only steel-stud fire-rated assembly incorporating rigid foam insulation available, *Foamular* polystyrene sheathing panels achieve a one-hour fire rating under ASTM E119 fire exposure and hose stream test conditions. The steel-frame exterior wall for residential and low-rise construction has an R rating of 17, and provides strength, rigidity and exceptional water resistance. ■ UC Industries, Parsippany, N.J.

*Circle 304 on inquiry card*




**DROP-IN LAVATORIES** / A new shape in the *Corian* basin line, model "821" is a contemporary, rectangular shape offered with 4- or 8-in. faucet holes. Non-porous, homogeneous *Corian* is solid color clear through; the surface cleans easily, does not water spot, and resists abrasive household cleansers. ■ Du Pont Co., Wilmington, Del.

*Circle 305 on inquiry card*



**SOLAR SCREENS** / *KoolShade* solar screens are estimated to block out up to 85 per cent of the solar heat-gain that enters a building through glazed openings, lowering room temperatures by as much as 20 F. The photo illustrates the outward visibility through the *KoolShade* screen, which allows diffused daylight to enter, saving on costs of artificial lighting. ■ KoolShade Corp., Solano Beach, Calif.

*Circle 306 on inquiry card*



**REPLACEMENT WINDOW** / The *Vinyl-Matic* residential window combines the structural strength of aluminum with the thermal advantages of vinyl. The interior of the frame is vinyl-clad, and the sashes are extruded solid vinyl. Available in double-hung (shown) and slider versions, the *Vinyl-Matic* window features tilt-in sash, double-glazing, extruded lift handles, and a positive interlock at the meeting rails. ■ Air Master Sales Co., Bensalem, Pa.

*Circle 307 on inquiry card*

*more products on page 141*

## AWARD WINNING KENTUCKY WOOD FLOORS



Walnut Citation with Oak Bands



Kentucky custom patterns are made with exacting craftsmanship in preassembled modules for convenient installation. In addition, a full line of economical plank and prefinished parquet in a wide range of species, sizes, textures and finishes is offered. When excellence is required for residential or commercial accents, see your Kentucky Wood Floors distributor, or call or write:



7761 National Turnpike  
Louisville, Kentucky 40214  
(502) 368-5836



**Circle 39 on inquiry card**

# Formica Corporation

## Design Concepts

## New Directions in Surfaces

Design Concepts, a new laminate collection, perfect for office furnishings.

Solid colors, highest gloss, subtle design textures, and fully formable for elegant contoured edges.


Created by designers for designers. Winner, IBD Gold Medal for best new product design.

FORMICA® is a registered trademark of Formica Corporation. Subsidiary of American Cyanamid, Wayne, NJ 07470



Desk by Dexter Design, Inc., New York

**FORMICA**<sup>®</sup>  
BRAND  
decorative laminate




**EXTERIOR PANEL** / A color-coated, aluminum-faced plywood panel, *Altex-20* has a Class A flame spread rating, and is used for facades, fascias, soffits, mansard roofs, dividers and other architectural facing applications. The stucco-embossed aluminum has a polyester melamine finish guaranteed for 20 years, and is available on one or both faces of the structural plywood core. The *Altex-20* system includes a range of color matched, extruded and roll-formed aluminum moldings, nails and touch-up paint. ■ Gil Corp., Reading, Pa.

circle 308 on inquiry card



**TAILORED SOFA** / The "Stratum Sofa" uses a series of cushions with varied densities for firm support. It is also available with cushioned arms and concealed lighting beneath. Other "Stratum" pieces include a multi-level sofa, corner units, and a loveseat. ■ Vladimir Kagan Designs, Inc., New York, N.Y.

circle 309 on inquiry card



**KING-SIZE BED** / Designed by Vladimir Kagan to be placed in the center of the room, this "Landscaped Bedroom" unit incorporates a king-size bed with two illuminated night tables, twin chest of drawers, a lighted vanity and dressing table (shown opened in the photo), a bookcase area that can also house a radio, telephone and display, and an upholstered footboard that serves as a hassock for dressing. Finish options include a number of wood species and custom colored lacquers.


■ Vladimir Kagan Designs, Inc., New York, N.Y.

circle 310 on inquiry card




**GRILL/GRIDDLE RANGE** / A plug-in convertible grill and griddle module is offered with this self-cleaning 30-in. electric range. Smoke can be vented through the companion hood, which has an exhaust capacity of 460 cu ft per minute. ■ General Electric Co., Louisville, Ky.

circle 311 on inquiry card



**ENTRY PHONE** / An entry phone for apartments and other multi-family units, the *Identifone* uses existing telephone lines to identify callers to occupants and open doors. Phone and computer components are separated: the handset in front of the locked doors, and the control unit located in the manager's office, a closet, etc. The security system can be installed in existing buildings in a few hours, and is said to be economically priced. ■ Digital Instruments, Inc., North Hollywood, Calif.

circle 312 on inquiry card




**SOLAR GREENHOUSE** / Solar radiation entering the *Garden Way* greenhouse is captured by a thermal storage system which retains heat all day and releases it slowly at night. Insulated glazing and sidewalls, a masonry foundation, plus a reflective night curtain, greatly reduce night-time heat loss. Curved top glazing is *Exo-lite*; the aluminum-framed structure will resist heavy snow and wind loads. ■ Garden Way Solar Greenhouse, Charlotte, Vt.

circle 313 on inquiry card

more products on page 143

# CONFIGURATIONS



A mere 6  
of the  
364,000 options  
available to you.

STAFF presents organic configurations, the first Modular Outdoor Lighting Systems inspired by nature's buds, fruits, branches and trees to compliment the natural environment as well as the surrounding architecture.

This STAFF system enables you to custom design your own exterior lighting, by pairing the modular elements to your own specifications. Any of the 364,000 variations include virtually indestructible globes of the highest quality materials and energy-efficient HID or Incandescent light sources.


For further information, please address a letter of inquiry on your company stationery to STAFF Dept. 101, Rte. 9W, P.O. Box 1020, Highland, New York 12528.

**STAFF  
LIGHTING**

Circle 40 on inquiry card

# Clear, Crisp Sound!

Clear, crisp sound is based on exceptional loudspeakers...and so was Dukane Corporation.



Dukane offers a complete line of professional sound equipment.

Loudspeakers were our first product, and are still a major part of our business. Our line includes speakers and horns for every application. All share one common value...

the ability to project with uniform coverage and minimum distortion. Through the years, our technology has developed a full line of communications products. We provide sound systems used in major public facilities, stores and

plants, schools and healthcare facilities.

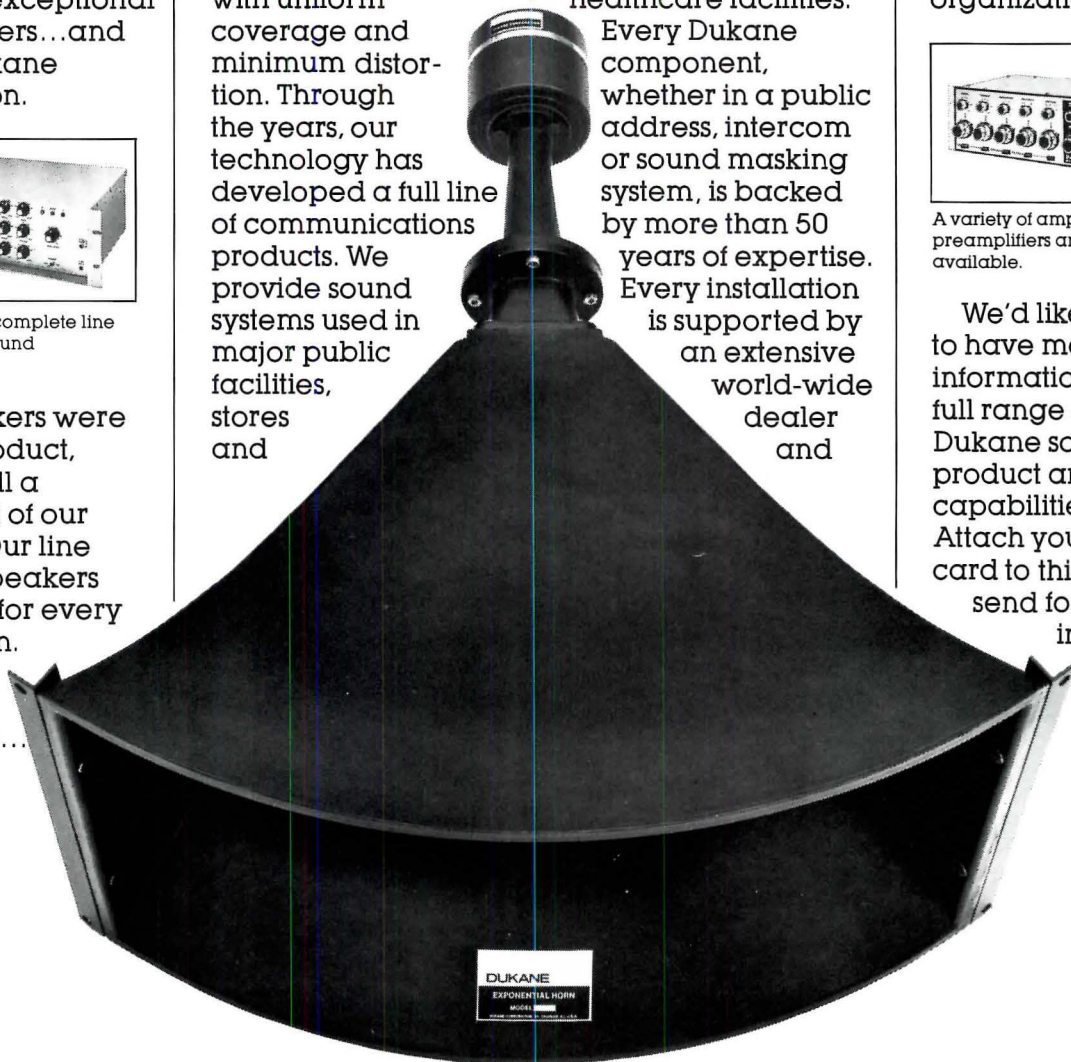
Every Dukane component, whether in a public address, intercom or sound masking system, is backed by more than 50 years of expertise. Every installation is supported by an extensive world-wide dealer and

service organization.



A variety of amplifiers, preamplifiers and mixers are available.

We'd like you to have more information on the full range of Dukane sound product and design capabilities. Attach your business card to this ad and send for free information.



**DUKANE** 

DUKANE CORPORATION/COMMUNICATIONS SYSTEMS DIVISION/ST. CHARLES, ILLINOIS 60174 312/584-2300

Circle 41 on inquiry card



# CLASSIC



**FLUORESCENT LAMP** / A functional task light for home or office, "Circulo" stands 13½-in. high and has a 12-in. diameter polished aluminum or brass shade. Designed by Peter Hamburger, "Circulo" lamp takes a 32-W Circline fluorescent bulb. ■ Koch + Lowy, Long Island City, N.Y.

circle 314 on inquiry card



**SHELVING SYSTEM** / Whether fit into a closet or freestanding along a wall, the Swedish-made "Pellysystem" provides versatile, decorative storage and display for home, office, or workroom. The system uses steel standards and brackets, and Melamine foil-finished wood shelves and cabinets. Accessories include wire baskets and shelves, lamps, bottle racks, tool boards, floor stands, etc. ■ ELFA Corp. of America, Norcross, Ga.

circle 317 on inquiry card




**KITCHEN CASEWORK** / A new Tri-Pac cabinet line, "Warwick" features solid raised panel oak doors, with brass finish door and drawer pulls. The natural finish protects the wood from most household chemicals, while showing off the oak grain pattern. "Warwick" cabinetry is also available in matching vanities, medicine cabinets, hutches, and wall systems. ■ Triangle Pacific Corp., Dallas, Texas

circle 315 on inquiry card




**CEILING FAN** / The "Bentley" fan is said to operate with virtually no vibration or residual noise. Fan blades are hand-finished solid wood, in either 46- or 52-in. lengths. Options include a wall-operated light, and a reversible control to produce either updraft or downdraft. ■ A&G Machinery Corp., Bay Shore, N.Y.

circle 318 on inquiry card



**TRIPLE-GLAZED DOORS** / Now offered as an option on all vinyl-sheathed Perma-Shield sliding doors, triple-pane insulating glass consists of three panes of tempered glass separated by two ¼-in. air spaces. Glazing is factory-sealed with tape and silicone spacers for minimum heat loss. Glass may be ordered clear, or tinted gray or bronze. ■ Andersen Corp., Bayport, Minn

circle 316 on inquiry card



**KITCHEN ACCESSORY** / A new product in the Merillat cabinet line, this "appliance garage" fits under corner wall cabinets and provides counter-top, out-of-sight storage for toasters, mixers, blenders and other small kitchen machines. The roll-up tambour door matches the light or dark wood tones of the cabinets. ■ Merillat Industries, Inc., Adrian, Mich.

circle 319 on inquiry card

more products on page 145

Circle 42 on inquiry card



## ARCHITECTURAL ORNAMENTAL METAL & STONE WORK

- BENCHES • GATES • FOUNTAINS & POOLS
- SCULPTURE & STATUARY • BOOKS • PLANTERS & URNS
- TOPIARY • SUNDIALS • WEATHER VANES
- SHEET METAL ORNAMENTS • MUSEUM SUPPLIES



These photographs cannot begin to show you all the products we make. That is why we publish many hardbound library reference-catalogs filled with product photographs and useful information. One of these is the Book of Garden Ornament (No. 2076, reg. price \$6) which we offer FREE to architects and designers. Send for your free copy today.

## KENNETH LYNCH & SONS

TRADITIONAL CRAFTSMEN

DEPT. R 78 DANBURY ROAD WILTON, CT 06897

(203) 762-8363



## Cedar endures.

If man in the beginning had sought the perfect material for aesthetic and practical needs, a compliant God could have offered nothing better. Reddish brown when new, silvery grey when old.

Homogeneous with nature.

Permeated with natural oils that make cedar endure.

A superior insulator against the elements.  
Red Cedar handsplit shakes and shingles.  
Warm to the eye and to the soul.

### Red Cedar Shingle & Handsplit Shake Bureau

Red Cedar Shingle & Handsplit Shake Bureau  
Suite 275, 515-116th Ave. N.E. Bellevue, WA 98004  
In Canada: Suite 1500, 1055 West Hastings St., Vancouver, B.C. V6E 2H1

*Please send me some color brochures on Red Cedar Shakes and Shingles.*

- Timeless Beauty (Residential) (35¢)
- Superior Interiors (35¢)
- Vacation Homes (35¢)
- Re-roof with Cedar (25¢)
- All four—(\$1.00)

*Haida Indian ceremonial house in Old Kasaan. Cedar. To touch the earth.*

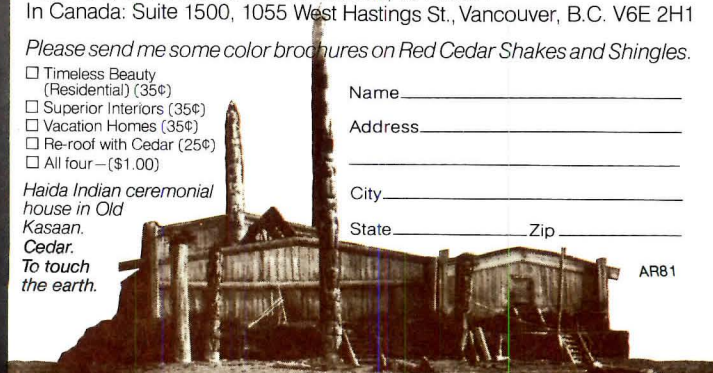
Name \_\_\_\_\_

Address \_\_\_\_\_

City \_\_\_\_\_


State \_\_\_\_\_ Zip \_\_\_\_\_

AR81



Circle 43 on inquiry card

A lake in southern Ohio.  
Architect: Ireland & Associates, Inc.




**VINYL MOLDINGS** / Gossen cellular vinyl moldings bend without breaking, and saw and miter without chipping or splintering. Embossed wall and door moldings are available in various wood-look grains, and a number of low-gloss solid colors. ■ Gossen Co., Milwaukee.

*circle 320 on inquiry card*




**DAMP-PROOF FLOORING** / Made of flexible polyethylene in a flow-through honeycomb pattern, interlocking *Mateflex* squares are especially suitable for such residential areas as damp basements, laundry rooms, decks and porches. Tiles are offered in nine colors, and may be assembled in solid colors, or mixed to form weaves, stripes, and other patterns. A beveled edging prevents tripping. ■ *Mateflex/Mele Mfg. Co.*, Utica, N.Y.

*circle 321 on inquiry card*



**MULTI-UNIT HEAT PUMPS** / Efficient *Zoneline III* extended range heat pumps are said to be ideal for condominiums and apartments where residents pay their own hvac costs. Through-the-wall units are easy to install, with no extensive ductwork required. Separate controls allow precise, individual temperature adjustments. Four sizes are offered in the 230-V line; options include remote control and freeze sentinel. ■ *General Electric Co.*, Louisville.

*circle 322 on inquiry card*




**ROOM AIR CONDITIONERS** / An expanded product line includes 41 units in sizes ranging from 5,000 to 27,500 Btus, many of which operate on 115-V power. Control panel features a power saver range indicator that acts as a visual reminder to help conserve energy. ■ *White-Westinghouse Appliance Co.*, Pittsburgh.

*circle 323 on inquiry card*



**MICROWAVE OVEN** / *Magic Chef's* "Microwave ventilation product" replaces the conventional over-the-range hood with a full-size, 1.1 cu ft microwave oven and two-speed ventilation system. Three oven models are offered, all 30-in. wide in a black, textured-steel housing. Fluorescent work light is included. ■ *Magic Chef, Inc.*, Cleveland, Tenn.

*circle 324 on inquiry card*



**TASK LIGHTING** / Offered in both clamp-on and table models, the "Erazio" lamp features a fully articulated arm that can be moved in every direction, and will stay in that position without springs. Lamps range from about 15-in. to 38-in. over-all height, and are finished in either black or white with rubber detailing on the shades. ■ *Koch + Lowy*, Long Island City, N.Y.

*circle 325 on inquiry card*  
*more products on page 146*

# METTLE mica

a decorative laminating material

GIVES YOU A

# SOLID EDGE

Nothing matches the quality, feel and look of solid metal. And, because METTLE MICA™ is anodized aluminum, it gives you a solid edge over foil laminates.

METTLE MICA is available in a variety of beautifully polished and brushed anodized finishes that are not flammable and won't chip or peel. METTLE MICA has no unsightly edge lines, won't pit or deteriorate and is impervious to water, alcohol and cigarettes. Although METTLE MICA is solid metal, it can be worked with standard woodworking tools, easily conforms to radius corners and can be applied with standard cements or adhesives.

Best of all, METTLE MICA gives you a competitive edge on price . . . it's one of the most economical laminating materials available. So get a solid edge by specifying METTLE MICA. Call or write for additional information, samples and the name of your local distributor.

created and produced by

the **october** co., inc.

1	2	3	4	5	6	7
8	9	10	11	12	13	14
15	16	17	18	19	20	21
22	23	24	25	26	27	28
29	30	31				

easthampton, massachusetts, 01027  
area code 413 527-9380

Consult our file in Sweet's 9.12 / 0c

Circle 44 on inquiry card

# THE ORIGINAL AND STILL THE BEST

## ProperVent<sup>TM</sup>/1

FOR PROPER VENTILATION OF OLDER HOMES

## ProperVent<sup>TM</sup>/2

FOR MOST NEW CONSTRUCTION

A successful product invites imitators. But nothing installs easier, and nothing provides for proper attic ventilation better than energy-saving ProperVent. Made from expanded polystyrene, ProperVent's moisture proof and won't deteriorate.

The preformed flange permits installation in minutes. Contact your local building supply source.

If he doesn't have ProperVent, write or call us.


- Completely assembled – no prefolding required.
- 4-ft. length makes installation easy.
- Built-in flange for easy stapling.
- Provides for a continuous air flow from soffit to attic area.
- Allows maximum insulation thickness.
- Meets Uniform Building Code Section 3205
- Will not twist, delaminate or warp.
- Resistant to moisture, mildew and rot.

## ProperVent

CONSTRUCTION PRODUCTS DIVISION

Propervent, Inc.  
8224 Olson Memorial Highway • Minneapolis, Minnesota 55427  
(612) 544-9776

Circle 45 on inquiry card



**SOLAR HOT WATER** / Lennox' third generation of solar units, the "SMS 3" has a larger, more efficient fin-tube type solar collector and an easily installed heat transfer module. Except in colder northern climates, "SMS 3" components can be added to an existing residential hot water system without the addition of a solar storage tank. ■ Lennox Industries, Dallas, Tex.

circle 326 on inquiry card



**TABLE LAMP** / Paul Mayen's table lamp stands 19-in. high on a 5-in.-wide polished chrome or brass column. The shade is an off-white fabric on translucent backing. ■ Architectural Supplements Inc., New York City.

circle 327 on inquiry card




**EXTERIOR SIDING** / A lap siding with the appearance of cedar, "V-Side" hardboard features 1/2-in.-wide V-grooves, and can be applied horizontally, vertically, or on a diagonal. The textured, rough-hewn siding comes in 1/2-in.-thick planks 8 in. wide by 16 ft long, and will not split, crack or delaminate. ■ Masonite Corp., Chicago, Ill.

circle 328 on inquiry card



**VINYL FLOORING** / Available in tone-on-tone white, beige, copper and brown, "Sonesta" vinyl has a look of hand-decorated tile. Its Vynlgard wear surface provides long wear and easy maintenance. ■ Biscayne Decorative Products, a National Gypsum Co., Miami, Fla.

circle 329 on inquiry card



**FLUORESCENT FIXTURES** / Residential fixtures from Lightolier's "Designers Collection" supply a warmer, more natural look to efficient, low maintenance fluorescent lighting. Shown here is "Lyte-oak," with natural oak frame and louvers supporting a luminous acrylic panel. ■ Lightolier, Inc., Jersey City, N.J.

circle 330 on inquiry card



**CANDLE LAMPS** / The "Night Moods" line of 17-in.-high candlestick lamps is particularly suitable for restaurant tables. Designed by Angelo Donghia, the lamps have bases fitted with a spring-operated candle holder topped with shades. ■ Toscana Imports Ltd., New York City.

circle 331 on inquiry card

more products on page 148

# If you want less expensive oak cabinets, grow your own tree.



We offer you the custom-look oak veneer cabinets your customers are looking for. At stock prices so you don't have to grow your own tree.

These modular Long-Bell® Sungrain Oak cabinets are fully-assembled and prefinished for fast installation from carton to wall for precision fit in any area. And that can save you even more money.

Quite simply, with Sungrain Oak cabinets, your buyer gets the expensive, custom-look oak veneer cabinets they want. While you stay within budget. Or, you can use the money you save to upgrade other rooms.

So, don't let the rest of the project suffer at the expense of custom oak cabinets. Look into moderately priced Long-Bell Sungrain Oak cabinets. It's easier than growing your own tree. Send for more information today.



## LONG-BELL CABINETS

INTERNATIONAL PAPER COMPANY

Cabinet Division, P.O. Box 8411—Dept. 125  
Portland, OR 97207

- Please send me complete information on the Long-Bell Sungrain Oak line.  
 Please have a representative call.  
I am an  Architect  Builder  Remodeler  
 Other \_\_\_\_\_



Name \_\_\_\_\_

Firm \_\_\_\_\_

Address \_\_\_\_\_

City \_\_\_\_\_ State \_\_\_\_\_

Zip \_\_\_\_\_ Phone ( ) \_\_\_\_\_

# CATALYST!

## Catalog of Ideas For Lighting and Enhancing Landscapes:

Lighting standards and coordinated accessories made of *Western Red Cedar* for more than 50 years.

For complete binder catalog, please write on your letterhead. (Circle card for colorful, but abbreviated literature.)




### Ryther-Purdy Lumber Company, Inc.

205 Elm Street  
P.O. Box 622  
Old Saybrook, Conn. 06475  
Phone (203) 388-4405



Lighting Standards • Fixtures • Signs • Guide Railings  
Custom Millwork • Benches • Trash Receptacles

Circle 47 on inquiry card



## The beautiful look in home refrigeration

**SUB-ZERO**

SUB-ZERO FREEZER CO.  
P.O. Box 4130  
Madison, WI 53711  
608/271-2233

Elegant yet versatile, the all refrigerator and all freezer Sub-Zero models featured above are true built-ins that fit flush with base cabinets. Providing a combined storage capacity of 41 cu. ft., these like all Sub-Zero built-in units will blend with any interior by accepting front and side panels to complement any decor. Other combination models, up to 31 cubic feet, are available including side-by-side, over-n-under in widths of 30" to 48". Sub-Zero also offers several undercounter models and ice-makers. All units are factory tested for total performance. Available in Canada.



send for colorful brochure

Circle 48 on inquiry card



**VANDAL RESISTANT** / A fire alarm/extinguisher system for apartments, offices, hotels, etc., the "Fyre Call" unit sounds a continuous alarm as soon as its extinguisher is removed from the panel. Besides deterring vandals, this ensures that a fire will not go unnoticed by other occupants of the building. A local fire station pull-box is included in the system. ■ The Nor'Easter Group, Inc., Manchester, N.H.

circle 332 on inquiry card



**GEOMETRIC FAUCET** / Winner of the Resource Council, Inc. Design Award, Stanley Paul's "Jetset" faucet combines hand levers and tub spout into an integrated geometric pattern. Fitting is available in polished chrome and a number of other finishes. ■ Paul Associates, New York City.

circle 336 on inquiry card

**WHOLE-HOUSE VENTILATOR** / With an extra-deep steel self-framing housing to accommodate deeper attic insulation, the "WHV-20" ventilator comes equipped with white-painted automatic louvers. The 1/4-hp direct-drive motor, isolated with a rubber mount for quiet operation, uses only 8.2 amps. ■ NuTone, Div. of Scovill, Cincinnati, Ohio.

circle 333 on inquiry card



**DEEP CUSHIONED SOFA** / Fully upholstered in a choice of fabric and leathers, the "Premier" sofa has a hand-tailored seat and back for correct lumbar support. Wedge-shaped arm rests have a standing seam edge detail. ■ Brayton International Collection, High Point, N.C.

Circle 334 on inquiry card



**NO-PATTERN PATTERN** / "Sierra Mesa" Antron III carpeting has a curvilinear design which gives the effect of a range of mountains or a flowing sea in subtle self-tone colorings, and can be used with plain or patterned fabrics. Carpet is available in 25 colorways, at a suggested retail price of \$34.00 a square yard. ■ Karastan Rugs, Mills, New York City.

circle 337 on inquiry card

more products on page 15

# DECADE™

S \*  
R  
P

## The new steel door from Raynor for the 80's and beyond

The warm, welcome design of a raised panel door is classic in its appeal and timeless in its beauty. A style that is as fashionable today as it was in times past and will be so in the future.

The Decade door reflects the quality that's built into every Raynor sectional garage door. It combines the elegance of wood with the strength of steel. And because it's made of steel, Decade won't rot, warp or shrink ever.

Decade features a baked-on prime coat over hot dipped galvanized steel. The finish coat, in any choice of color, can be easily applied. It's offered in both one and two car sizes and is available with 1¼" polystyrene insulation with a white metalized polyester facing.

For complete information on the new steel Decade sectional garage door, call your local factory-trained Raynor distributor/installer. You'll find him in the Yellow Pages under "Doors." Or write Raynor Manufacturing Company, Dixon, Illinois 61021.

\*SRP is Raynor trademark for steel raised panel doors



**RAYNOR™**  
GARAGE DOORS

Circle 49 on inquiry card


If you won't put up with less than the finest tile, then put  
**Pirelli down.** Only Pirelli flooring has the wonderful look and  
 feel of genuine rubber. Superbly produced, the Pirelli tiles align  
 perfectly. Perfectly. Jason provides a total range of installation  
 and maintenance products to meet any requirements.

# Jason/Pirelli

Jason Industrial Inc., Rubber Flooring Division, 340 Kaplan  
 Drive, Box 507, Fairfield, NJ 07006, Telephone 201-227-4904


Shown: Quadrato design

Circle 51 on inquiry card




**CORNER SAUNA** / Available in a prefabricated, ready-to-install kit, "Special Corner's" saunas are available in sizes from 4- by 4-ft to a complete 9- by 12-ft room. ■ Am-Finn Sauna Co., Valley Forge, Pa.

circle 338 on inquiry card



**SHOWER DOOR** / The Vista-Pivot door adjusts to fit almost any shower opening width from 24- to 36-in.; a special jamb allows for out-of-plumb wall conditions. The four-sided aluminum frame has a leak-proof threshold and a utility hook; the tempered glass panels come in four different styles, including the pebble-texture opaque glass shown here. ■ Kinkead Industries, Inc., Downers Grove, Ill.

circle 339 on inquiry card




**PATTERNED CARPET** / A bold plaid, "McIntosh" heavy-traffic commercial carpeting is made on the Graphics tufting machine, which can produce patterns previously available only in more costly woven products. The carpet is constructed of wool-like stock-dyed Zeftron nylon yarn, patterned through the back and available in 10 colorways. "McIntosh" is one of three new "Ultra-Graphics" contract styles, all anti-static and guaranteed for five years. ■ Charleston Carpets, Div. Wellco Carpet Corp., Calhoun, Ga.

circle 341 on inquiry card



**TEXTURED WEAVE FABRIC** / Called "Wunderbar," this textured weave is now shown in three new color combinations—beige/brick, gray-beige/evergreen and gray/plum. It meets the requirements for the FAA 25.853(b) vertical flame code, and is intended for both residential and corporate applications. It will be exhibited in the Donghia, Inc. showroom. ■ Gretchen Bellinger Inc., New York City.

circle 342 on inquiry card



**TUBULAR FRAME** / The "Graphis Seating System" consists of chairs, ottomans, and full- and half-tables that can be grouped in a variety of configurations for residential and commercial use. Tubular steel legs are lacquer-painted; the grid frames and perforated steel table tops are vinyl-coated. The removable channel-quilted covers are washable cotton/polyester. ■ Beylerian Ltd., New York City.

circle 340 on inquiry card



**NEW CARPET FIBERS** / The Du Pont company will introduce reduced surface area carpet fibers in its newly redesigned showroom. The new fibers are available in both continuous filament and staple forms, as the latest development of "Antron" nylon for commercial contract purposes. ■ Du Pont Company, New York City.

circle 343 on inquiry card  
 more products on page 154

# locker guide

**Free guide for locker specifiers includes new expanded metal models**

All the answers you'll need are in this helpful new locker catalog. Colorful examples of every type and style locker. Shows and describes frame construction, handles, hinges, louvers, perforations and accessories. Includes color chart and complete specifications.


Write today!  
**LYON METAL PRODUCTS, INC.**  
 571 Monroe Avenue  
 Aurora, Illinois 60507



# LYON<sup>®</sup> the STORAGE ARCHITECTS

Circle 50 on inquiry card





Attractive home on Cape Cod, Massachusetts; Architects Bedar & Alpers, Boston, Massachusetts; Wood siding and wood trim treated with Cabot's products.

Wood and Cabot's Stains...made for each other

# Cabot's STAINS



Here is a wood at its wonderful best. The architect, in specifying a finish for this home, sought beauty and more...a finish that would stand up to summer sun and winter cold, that would require minimum maintenance while protecting the wood for a long, trouble-free life. His choice: Cabot's Stains.

Cabot's Stains, in 87 unique colors, enhance the wood grain, grow old gracefully, never crack, peel, or blister...are ideal for shingles, siding, clapboards, paneling, and decking. In terms of natural beauty, economy, and ease of application, Cabot's Stains

are best for all types of wood, exterior or interior, and all wood surfaces, smooth, striated, or rough-sawn.

Cabot's patented colloidal manufacturing process assures exacting standards of color, deep penetration, and wood preservation. In a world that is constantly shouting "new," Cabot's Stains are very proud to be "old, the original, and still the best."

For color cards and information, write:

**Samuel Cabot Inc.**

One Union St., Dept. 529, Boston, Massachusetts 02108

"Cabot's Stains, the Original Stains and Standard for the Nation since 1877"

Circle 52 on inquiry card



THE BOLD LOOK  
OF **KOHLER**

At the edge of your imagination lies a new frontier of comfort. The SuperSpa. Installed indoors or out, with optional fixed or floating teakwood table. Serves as both hot tub and whirlpool. Shown in Sequoia, one of a variety of exciting colors. For those who prefer their comfort with a different slant, Kohler's Spa Ville D'eau features a chaise longue and modified triangular form with gently contoured sides. For more information about Kohler products, write: Kohler Company, Dept. SPA RA5, Kohler, Wisconsin 53044.

**Circle 53 on inquiry card**



*The Helena Chair.*



*A collection of office seating designed to be comfortable and responsive with quality and simple elegance.*

*Niels Diffrient for Sunar.*

*See them at Neocon.*



Circle No. 177

18 Marshall Street  
Norwalk, Connecticut 06854


One Sunshine Avenue  
Waterloo, Ontario N2J4K5

May we send a brochure?

**sunar**

**A Revolution in Tradition**

... Because our product is made of modern polymers, you can saw it, flex it, nail it, paint it or stain it. And because it's Focal Point brand... you can expect it when it's promised, receive it in one piece, install it within your budget, and call us for background knowledge and personal, professional support.




And if you've enjoyed looking at these few samples in black-and-white, we can't wait till you see our full-color brochure. Installation photos. Decorating ideas. The full collection of cornice moldings, recessed domes, medallions, niche caps, mantels, overdoor pieces and stair brackets. Only the finest quality design becomes part of The Collection.

**The Collection from FOCAL POINT INC.**


Send \$1.50 for our new full-color brochure. Dept. 11-4e, 2005 Marietta Rd. N.W. Atlanta, GA 30318, (404) 351-0820

Circle 55 on inquiry card



**AREA RUG** / Manufactured by Customweave Carpets, Inc., the "Tiffany" pattern has a hand-carved floral-motif border. Deep plush carpet is available in a choice of sizes and colors. ■ Customweave Carpets, Inc., Fountain Valley, Calif.

circle 344 on inquiry card




**WASHABLE FABRIC** / Woven in Norway in 36-in.-wide bolts, the "Get Acquainted" line of natural fabric wallcovering has a layer of polyethylene laminated between the fabric and the paper backing, and can be washed with soap and water to remove normal soiling. Available in eight colors, the fabric wallcovering has a Class A flame spread rating. ■ Gilford Inc., New York City.

circle 345 on inquiry card




**RESIDENTIAL SMOKE DETECTOR** / The "Model 7078" is a competitively priced ionization-type smoke detector for the residential market. The battery-powered, dual-chamber unit is UL-listed, with a test circuit and a flashing LED that indicates proper operation. ■ Chloride Pyrotector, Hingham, Mass.

circle 347 on inquiry card



**TABLE SERIES** / A solid oak faceted and rounded edge defines the "Prow Edge" series of desks and tables. The desks are offered in executive and secretarial versions with floor pedestals. Both circular and rectangular parquet tops are available for the tables, which rest on oak-edged bases. ■ Harvey Propper, Fall River, Mass.


circle 348 on inquiry card



**DISHWASHERS** / Six energy-saving automatic dishwashers, including five that heat their own water, are offered by White-Westinghouse. All models feature a switch that allows the user to dry dishes without additional heat, saving about 30 per cent in electricity costs per normal cycle. ■ White-Westinghouse Appliance Co., Pittsburgh, Pa.

circle 349 on inquiry card

more products on page 157



**FRENCH FABRICS** / New cotton prints from *Boussac* include large-scale Art Deco, small-scale country and petite geometric designs. Fabrics pictured are "Jerry," with Art Deco semi-circles in an all-cotton chintz, and "Artigny," a cotton ottoman in 81 colors. ■ Boussac of France, Inc., New York City.

circle 346 on inquiry card



**the oakur collection**

**R-WAY**

100 YEARS OF FINE FURNITURE


The Oakur Collection, a contemporary grouping of solid red oak, features a durable conversion finish and high pressure plastic laminated tops. The Oakur Collection by R-Way offers a complete line of beds, desks, dressers and chests for contract use.

See your R-Way dealer or write for more information. Showrooms: New York, Chicago, Atlanta, Dallas, Seattle, and Minneapolis

R-WAY, Sheboygan, WI 53081 (414) 457-4833

Circle 54 on inquiry card

# Putting a new slant on America's skyline.



By providing new design options and economical building alternatives, Velux roof windows are having an influence on basic decisions in design.

We started with Cape Cods. Now you see our roof windows everywhere. In award-winning passive solar homes. In banks, schools, offices, condos. You name it. The reasons? Well, aside

from their thoughtful functional advantages and a quality that is extraordinary in today's world, our windows offer interesting design possibilities. Like decorating with natural overhead light.

Or taking advantage of free solar heat. They even make a compelling case for the economies of a pitched roof vs. a flat one. So look into Velux roof windows. For a new slant on design.

1. Columbus, Ohio — *Designed and Built by Solar Design Group, Inc. William C. Andrews A.I.A.*
2. Mascoma Savings Bank, W. Lebanon, N.H. — *Architect, Paul Mirski Associates, Builder, George R. Porter & Sons.*
3. Greenwich, Conn. — *Designed and Built by Renato Severino Architects P.C.*

**VELUX-AMERICA INC.**  
74 Cummings Park, Woburn, MA 01801  
Telephone (617) 935-7390

**VELUX®**  
**Roof Windows**

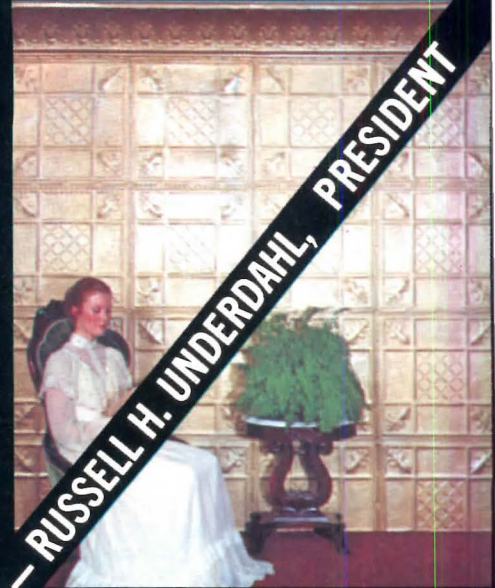
Circle 56 on inquiry card



HAND CARVED DOORS




EQUINOX SUNSHADES



GILDAGE TIN CEILINGS & WALLS



EQUINOX THIN VERTICAL SHUTTERS



CURVILINEAL SHUTTERS



WOOD VERTICAL SHUTTER DRAPE



SHOJI



HAND WROUGHT IRON



STAIN & BEVEL GLASS DOORS


INCOMPARABLE 226 PAGE COLOR ENCYCLOPEDIA UPON YOUR PROFESSIONAL REQUEST TO — RUSSELL H. UNDERDAHL, PRESIDENT



**PINECREST**

2118 BLAISDELL AVENUE • MINNEAPOLIS, MINNESOTA 55404 • TELEPHONE 612/871-7071





**WATER-SAVING TOILET** / Made of Azurelite honeycomb plastic material, the *Delta 4000* water closet weighs 29 lb, and uses only 3.5 gal. of water per flush. It is made as an integral one-piece bowl and trapway with no joints, glues or welds, and is impervious to household cleaners. Priced to retail for about \$250, the *Delta 4000* toilet has a pushbutton flush, low profile, and smooth-mounting bolt covers. ■ Delta Faucet Co., Indianapolis, Ind.

circle 353 on inquiry card


**MODULAR LOUNGE SEATING** / A meticulously detailed and upholstered modular lounge seating group, the "84 Series," will be offered to U.S. designers under an exclusive manufacturing and marketing license granted by Wilkhahn of West Germany. Single-, double-, and triple-seat ganging with connecting tables make many configurations possible. ■ Vec-ta Contract, Grand Prairie, Tex.

circle 350 on inquiry card




**OFFICE CHAIR** / A concealed spring mechanism buried within the "Task Chair" gives flexibility to the one-piece urethane foam and integral sprung steel frame seat and back assembly. It is offered with and without arms. ■ Harvey Propper, Fall River, Mass.

circle 351 on inquiry card



**JACQUARD FABRIC** / "Alma" is one of four miniature geometric patterns in a jacquard weave featuring intricate texture and a wide range of colors. This matelasse is a blend of rayon and cotton, 51 in. wide. ■ Manuel Canovas, New York, N.Y.

circle 354 on inquiry card



**BERBER CARPET** / Joining the growing family of contract Berber carpets is "Regimental Rib"—from Downs Carpet Mills—a stock-dyed acrylic berber ZEF-RAN® yarn from Badische Corp. Prominently ribbed, the 38 oz per sq yd textured loop fabric is intended to coordinate with "Grenadier Hall" berber, another in the line. ■ Badische Corp., Williamsburg, Pa.

circle 352 on inquiry card



**TRUE-WHITE TILE** / A recent addition to the "Primitive Encore" line of ceramic tile, "Glacier" is a true-white, matte-glazed unit recommended for counter and vanity tops, interior and exterior walls, and moderate-use residential and commercial floors, including malls. Various sizes of 1/2-in.-thick tile may be used independently or combined; "Glacier" is slip- and stain-resistant. ■ American Olean Tile Co., Lansdale, Pa.

circle 355 on inquiry card

more products on page 160

# Task ambient lighting From the pioneers

Light up, down or from the side precisely and efficiently with equipment for any requirement and for use with any furniture or partition system. Designed by Sylvan R. Shemitz.

**elliptipar<sup>®</sup> inc.**  
Robert Edwards  
Vice president engineering  
145 Orange Avenue  
West Haven, CT 06516  
203-932-2266

Circle 58 on inquiry card



# WOOD BURNING EFFICIENCY from

## TIMBERLAND FIREPLACE FURNACE

LOOKS LIKE A FIREPLACE — HEATS LIKE A FURNACE

- SAVE MONEY & ENERGY!**
- Uses fresh outside air through a thermostat for combustion.
  - Produces heat by natural circulation of air.
  - Offers beauty and warmth, with tempered glass, door.
  - Rugged 3/16" plate steel construction for years of service.
  - Available in single or double wall installation.



**Messer Machine & Jg. inc.**

Hwy 60-71 North Windom, MN 56101  
Phone: (507) 831-1904 Dept. M-3

Circle 59 on inquiry card



**Over 6 million windows all over the world recommend Trocal multi-chambered PVC systems to keep heat- and cooling-loss to a minimum.**

Available through authorized window fabricators only. A few territories are open for window manufacturers who are interested in fabricating Trocal windows. Please contact us.

To begin with, all joints and sections of Trocal's exclusive multi-chambered PVC window profiles are fusion welded together; precision mitered corners form a smooth, one-piece solid frame and sash. There are no joints to seal, no drafty leaks to plug up. The air locked into the individual chambers adds insulation and prevents condensation.


That's how Trocal windows are shutting out tropical heat, arctic cold, high velocity wind, torrential rain and conserving energy. Even corrosive elements which play havoc with other type windows, have no effect on Trocal. Because Trocal is *all* PVC—rigid, high impact PVC—not just a vinyl sheath which is often used to improve wood, steel or aluminum. Result: Trocal is *completely* resistant to salt air, noxious gases and industrial pollution. Shrugs off mortar, lime, cement.

How about cost? Trocal is right in there in initial costs with thermal-break aluminum and wood systems. And far more economical in the long run—never needs painting or repainting. Won't swell, pit, peel, rot or dry out.

With over 130 different interchangeable profiles to choose from, Trocal offers infinite variations to suit any design or construction purpose. Plus a choice of seven attractive colors to blend with the facade. The colors are permanent, can't peel off, fade or deteriorate. Because the 1/2 mm (20 mils) layer of colored acrylic is homogeneously bonded to the PVC profile as it is extruded.

Yes, there are millions of reasons to choose Trocal—the millions of Trocal windows that have brought this proven efficient approach to energy conservation everywhere. For over 20 years.

Want more reasons? We'll gladly spell them out for you.



Send for 8-page brochure, "A New Dimension in Energy Saving"

**TROCAL®**  
**WINDOW SYSTEMS**

Dynamit Nobel of America, Inc. 1 Paragon Drive, Montvale, NJ 07645  
201-767-1660.

Circle 60 on inquiry card



U  
L  
T  
R  
A  
W  
A  
L  
L



# ULTRAWALL<sup>®</sup> movable partitions predecorated vinyl elegance at the cost of painted drywall!

Compare! With ULTRAWALL movable partitions, carpeting, ceilings, lighting, core and perimeter walls are all finished first... **before** ULTRAWALL partitions are quickly installed. There are no cut-up areas to work around—or taping and sanding to scuttle your schedule. Doors, frames, base, finish, trim and glazing are all handled by one contractor. This means move-in dates can be moved up for earlier occupancy and significant savings on financing—plus possible qualification for investment tax credit and accelerated depreciation advantages.




ULTRAWALL panels are 3/4" thick for that solid, permanent wall feeling. Completed partitions offer you a 1-hour fire rating, 40 to 48 STC rating, rich contemporary wall fashions and easy vinyl washability. With all this, why put up with the dust, din and delays of costly fixed partitions—especially at relocation time. Call your U.S.G. representative. Or write to us at 101 S. Wacker Dr., Chicago, IL 60606, Dept. AR581A



**UNITED STATES GYPSUM**   
BUILDING AMERICA

Circle 61 on inquiry card

## Energy Control and Aesthetics Meet at Last: INSULATING CURTAIN WALL™



Insulating Curtain Wall is the decorative solution for window energy control in new construction and remodeling for one simple reason:

It's THE most aesthetic way to handle energy control for large glazed areas.

- R-9 to 12 (depending on size)
- Automatic Operation
- Choice of Decorative Covers
- Field Proven for Six Years


To order the solution to your window energy control problems, call, or write:



**THERMAL TECHNOLOGY CORP.** of Aspen, Inc.  
 600 Alter Street  
 Broomfield, CO 80020  
 303-466-1848


ICW manufactured for Movable Insulation Limited.

Circle 62 on inquiry card




**CONTRACT CARPETING** / Rated for heavy-duty wear, "Design Point" Zefran Blend carpeting features a soil-hiding check pattern of three intermingled colors. Available in eight different tri-toned colorways, small-scale "Design Point" meets rigid flammability tests with a .57 critical radiant flux rating on the flooring radiant panel test. ■ Downs Carpet Co., Inc., Willow Grove, Pa.

circle 356 on inquiry card




**CARPETS** / The "Irish Collection" of carpets will be exhibited by Tintawn Carpets Ltd. Traditional motifs come in non-berbers in a variety of natural colors. Shown is "Inisheer". ■ Tintawn Carpets Ltd., Newbridge, County Kildare, Ireland.

circle 357 on inquiry card




**WOOD-FRAMED ARMCHAIR** / An addition to the "UDC" seating series, the "UDC138" armchair features a round back and tightly-upholstered seat. The chair is outlined in a continuous bullnose-shaped wood frame, available in ash and walnut. The chair is 27-in. wide by 30-in. high, with a polyurethane seat over rubber webbing, upholstered in all types of fabrics and leathers. ■ Helikon Furniture Co., Inc. Taftville, Conn.

circle 358 on inquiry card




**SOLAR HEATING** / Each 3- by 4-ft Solar Micro solar reflector has 99 tetrahedral honeycombs that collect the sun's energy from any south, east or west exposure. Said to be easily mounted in windows or through the wall like an air conditioner, each Solar Micro panel delivers enough heat for 300-400 sq ft of space. ■ Solar Micro Inc., Farmingdale, N.Y.

circle 359 on inquiry card



**WALL LAMP** / Lit by one 100-W bulb, the "Chiaroscuro" lamp creates a shadow and light effect, providing both up- and down-light from one fixture. Suitable for use as a corridor light or wall wash, the fixture has many hotel, contract and residential applications. Lamp comes in either polished brass or chrome finish, measures 9-in. high, and extends 10 1/2-in. from the wall. ■ Koch + Lowy, Long Island City, N.Y.

circle 360 on inquiry card



**OPEN OFFICE FURNITURE** / An updated version of the Conwed® System 2™ open office furniture is now available with fabric-wrapped hard panels and radius-edge drawers. A full-to-the-floor look is achieved by eliminating aluminum bases on both panels and furniture. Also new is a wood-framed see-through panel. ■ Conwed Corp., St. Paul, Minn.

circle 361 on inquiry card

## this publication is available in microform



Please send me additional information.

**University Microfilms International**


300 North Zeeb Road  
 Dept. P.R.  
 Ann Arbor, MI 48106  
 U.S.A.

18 Bedford Row  
 Dept. P.R.  
 London, WC1R 4EJ  
 England

Name \_\_\_\_\_  
 Institution \_\_\_\_\_  
 Street \_\_\_\_\_  
 City \_\_\_\_\_  
 State \_\_\_\_\_ Zip \_\_\_\_\_

## The Architectural Record Book of VACATION HOUSES Second Edition

by the Editors of Architectural Record




Take a grand tour of today's trend-setting vacation dwellings—the best and most innovative leisure-use houses designed since 1970. You'll find inspiring examples of truly creative architecture at its best... dazzling personal statements, dramatic visual effects, effective yet economical designs, plus a host of exciting, inspiring design concepts and advances to spark your own creative imagination. Lavishly illustrated, this entertaining and stimulating volume is packed with exhilarating breakthroughs and hard-headed practical advice for a vast range of sites and life styles.

256 pages, illustrated

## HOUSES OF THE WEST

Edited by **Elisabeth Kendall Thompson, FAIA**, Former Senior Editor, Architectural Record



Discover how to capture the fresh, free quality of the distinctive Western house, with its simplicity and naturalness that have long made it a favorite of both architects and homeowners. This beautifully illustrated guide presents a gallery of 68 of the most breathtaking contemporary Western residences... covers a wide variety of sites... and provides a dazzling source of inspiration and practical help. Some 510 outstanding photographs—including 16 pages in full color—highlight scores of ready design ideas, plus hundreds of proven solutions to site, material, and design problems.

193 pages, illustrated


# Discover leading architects' most creative advances and practical breakthroughs... in these inspirational, answer-packed books from Architectural Record.

## AFFORDABLE HOUSES DESIGNED BY ARCHITECTS

Edited by **Jeremy Robinson**


Yes, you can have your dream house on a real-world budget! This remarkable book shows how custom-designed homes—beautiful, comfortable, expressive—don't have to cost one cent more than the cookie-cutter houses turned out by developers. You'll explore some 60 homes designed expressly to meet the requirements and comforts of demanding clients and each originally selected for the pages of Architectural Record because of its *superlative design*—not because of cost! Prove to yourself that creative doesn't mean expensive as you examine nearly 300 photographs—including 16 in full color—plus floor plans and detailed evaluations. Above all, watch your preconceptions about what is and is not affordable disappear!

176 pages, illustrated



## HOUSES ARCHITECTS DESIGN FOR THEMSELVES

Edited by **Walter F. Wagner, Jr.**, and **Karin Schlegel**




Discover some 61 unusual and outstanding homes designed by architects for themselves—using great imagination, not great sums of money! Distinctive and extremely livable, these custom houses are in effect architectural laboratories offering unparalleled opportunities to experiment with new concepts, new approaches, new advances in the use and combining of space. Perceptive commentary and extensive visual treatment spotlight the major architectural considerations of site, cost, family needs and preferences, response to tradition, and more.

240 pages, illustrated

## A TREASURY OF CONTEMPORARY HOUSES

Edited by **Walter F. Wagner, Jr.**, AIA/Editor, Architectural Record



Exhilarating "one-of-a-kind" homes are the focus of this landmark work examining advances in design, materials, and space that achieve creative, comfortable results compatible with the most demanding needs. Some 54 showplaces are explored through in-depth pictorial studies reflecting how specific shapes, trends, and materials are employed in contemporary design. Packed with ingenious design solutions, the book is also immensely helpful in orienting clients who want an original house and need a frame of reference for explaining their wishes.

187 pages, illustrated

## GREAT HOUSES

for View Sites,  
Beach Sites,  
Sites in the Woods,  
Meadow Sites,  
Small Sites,  
Sloping Sites,  
Steep Sites, and  
Flat Sites



Edited by **Walter F. Wagner, Jr.**, AIA/Editor, Architectural Record

Some 68 breathtaking houses with designs inspired by their surroundings are explored here. Each home is unique, comfortable, and trend-setting. And each features superlative creation of space and mood completely compatible with the environment. Designed by some of this country's most talented architects, these outstanding homes will inspire you to new heights of creativity in the merging of indoor and outdoor space, as well as the practical and cost-effective use of materials, finishes, and views to achieve extraordinary effects.

230 pages, illustrated

ARCHITECTURAL RECORD  
1221 Avenue of the Americas, New York, N.Y. 10020

AR RH/81

Please rush the books checked below to me for a free examination. At the end of 15 days, I will either remit in full, plus local tax, postage, and handling, or return the books.

- Vacation Houses, 2/e (02337-9) \$24.95
- Affordable Houses Designed by Architects (02341-7) \$19.95
- Great Houses (02314-X) \$23.95
- Houses of the West (02339-5) \$19.95
- Houses Architects Design for Themselves (02214-3) \$23.95
- A Treasury of Contemporary Houses (02330-1) \$21.95



Print Name \_\_\_\_\_

Street Address \_\_\_\_\_

City \_\_\_\_\_ State \_\_\_\_\_ Zip \_\_\_\_\_

*Offer good only in U.S. Order subject to acceptance by McGraw-Hill.*

**PAY NOW AND SAVE!** Remit in full with this order, plus any local tax, and McGraw-Hill pays regular postage and handling. Full return privileges.

03K-883-4005-3

# Reduce Slope-Glazing Hazards with Laminated Glass

Specify LAMINATED Safety Glass in all of your slope-glazing projects! Avoid potential liability! IT'S SAFER! Glass-to-PVB adhesion prevents "fall-out" and creates a safeguard for occupants who are exposed to overhead glass . . . such as slopeglazing, skylights, and high-rise exterior glazing. Laminated safety glass is distortion-free! It gives you freedom of design and solar control, plus the benefits of easy on-the-job fabrication. Make it safer! Make it LAMINATED safety glass!



**WIRED GLASS.** This type of glass breaks similarly to traditional glass with the bag passing through the wire net—Shards with jagged edges surround the hole but more pieces of glass stay in place around the point of penetration. Cut wire protrudes.




**TEMPERED GLASS.** This type of glass requires a higher impact energy to break. When it breaks, it shatters completely and the bag passes through it. Only a small number of glass pieces remain in the frame.



**LAMINATED GLASS.** Under impact, laminated safety glass is crazed but remains integral. There is no penetration of the bag. A typical cobweb pattern extends from the point of impact with the broken glass pieces adhering to the inter-layer.



Photo by Steve W. Marley



20 MINUTE FILM OF LAMINATED GLASS APPLICATIONS AVAILABLE AT NO COST FOR GROUP SHOWINGS

"Laminated Safety Glass/The Designer's Choice"  
Write Today For Film Reservation

Send for FREE Booklet

Get All the facts about Laminated Glass—just send a postcard to:

LAMINATORS SAFETY  
GLASS ASSOCIATION



Making Glass that WORKS for You

Circle 63 on inquiry card



**Siena™ ceramic tile from American Olean. Classic colors for contemporary space.**

The Tuscan hills inspired the colors for Siena.™ Colors that free you to use space inspirationally—because they're so beautifully neutral.

There are eight rich shades to work with. All with subtle variations, and a surface

that looks velvet-soft. A surface that also withstands abuse because it's ceramic tile with an exceptionally hard glaze. So it outlasts synthetic walls and counters by a lifetime. See the splendor of Siena. Contact your

American Olean sales representative. Or write American Olean Tile Company, 2867 Cannon Avenue, Lansdale, PA 19446.



Circle 64 on inquiry card

**Windows that don't give  
weather an outside chance.**



Give weather the smallest opportunity and it'll turn some windows into nightmares... right before your customers' eyes.

You can't afford that. And you don't have to! Just build-in Andersen® Perma-Shield® Narroline® double-hung windows. When it comes to weather protection, they don't leave anything to chance.

① **Frame exteriors completely protected.** They're covered with thick, durable vinyl through a process Andersen introduced years ago. The vinyl resists damage during installation and repels weather season after season. It won't chip, flake, peel, blister or need painting every few years.

② **Tough luck for weather here, too.** The sill is also covered with a long-lasting layer of rigid vinyl. And it keeps weather on the run—it channels rain away from the window.

③ **Sash stops weather in its tracks.** On the Terratone color window the sash is prefinished inside and out with a special durable polyester urethane finish. There's nothing vulnerable for weather to attack. And no expensive on-site painting for you. On the white window the sash exterior has a long-lasting, weather-resistant polyurea finish. Sash interior is left natural for staining/painting.

④ **Flange assures snug fit.** The same thick vinyl that covers the frame exterior forms a flange all around the window. Makes for easy, fast, weathertight installation between window and wall.

⑤ **Glazing double-crosses weather.** It's double-pane insulating glass and it's two times more efficient at reducing conducted heat loss through the glass than old-fashioned single-pane glass. It also frees your customers from storm window bother. (Optional triple glazing reduces heat loss even more.)

⑥ **And the final insult to weather...** year-round energy savings. Through an insulating wood core, double-pane insulating glass and the fact that every Andersen® window is at least two times more weathertight than industry air-infiltration standard I.S. 2-73.

Why give weather even the slightest chance of ruining a window—and perhaps a sale?

Use Perma-Shield Narroline windows and leave nothing to chance.

See your nearby Andersen dealer or distributor. He's in the Yellow Pages under "Windows".



Printing limitations prohibit exact duplication of Terratone color. Use actual sample for building specifications.

The beautiful way to save fuel®

**Andersen® Windowalls®**  
ANDERSEN CORPORATION BAYPORT, MINNESOTA 55003




80100 Copyright © Andersen Corp., Bayport, MN 1980.

Circle 65 on inquiry card

# From one best seller

## Interiors




### INTERIOR SPACES DESIGNED BY ARCHITECTS, 2nd Edition

edited by Charles K. Hoyt, AIA, and the editors of *Architectural Record*

More than 85 projects, accompanied by floor plans and schematics, illustrate the competency and style that architects are bringing to the design of interior spaces. Originally published in *Architectural Record*, these projects highlight outstanding elements of interiors that are not only good looking, but

supremely workable. There is an emphasis on recycled interior spaces and on contextual design. Residences, offices, retail stores, and restaurants—even an assembly line and subway stations—are featured to show how architects have solved design problems while creating exciting and ingenious spaces.

1981. 213 pages with over 350 illustrations and 32 pages in color. 9 x 12. \$32.50.

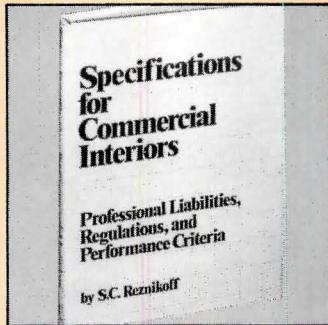


### TECHNIQUES OF INTERIOR DESIGN RENDERING AND PRESENTATION

by Sid Del Mar Leach, ASID

A how-to guide to all the techniques, methods and materials for interior design presentation. Step-by-step instructions for sales oriented drawings and renderings. Ranges from one-point perspective drawings to completely furnished interiors... from pencil sketches to water-color renderings.

1978. 224 pages. 300 illustrations, 24 in color. \$32.50.




### SPECIFICATIONS FOR COMMERCIAL INTERIORS

by S.C. Reznikoff

Reznikoff has compiled, in one volume, information previously available only in scattered sources. Here is all you need to know to comply with regulations and avoid liabilities.

1979. 304 pages. 109 illustrations, 105 charts. Appendices. Glossary. \$29.50.



### THEATER DESIGN

by George C. Izenour

Anyone designing a theater or multiple use auditorium must have this oversize, handsomely produced book. The drawings, all rendered to the same scale, are easy to use, and a pleasure to look at. Twelve chapters cover in depth:


- sight lines, acoustics, seating
- the history of theater design from 300 BC to 1975
- building codes
- contemporary multi-use theater

design • programming and design • a chapter on acoustical design of multi-use auditoria by Vern O. Knudsen • a chapter on adjustable acoustics by Robert Newman • theater engineering system design • the building budget • dozens of case studies

With appendices, bibliography, indexes.

1977. 800 illustrations \$125.00 12" x 12"

## References




### TIME-SAVER STANDARDS FOR BUILDING TYPES, 2nd Edition

edited by Joseph de Chiara and John Hancock Callender

This thoroughly revised, greatly expanded Second Edition brings this popular classic up to date. The result of exhaustive research by over ninety expert contributors, provides information on all essential components of each building type. And—more important—it provides the functional relationships of these elements that will make that building type successful. Contains

200 additional pages, several new building types—houses for the aged, fire and police stations, parking garages, research laboratories, churches, and nature centers—plus hundreds of new drawings will make this new addition even more indispensable than the first!

1981. 1088 pages with over 1500 illustrations. 8½ x 11. \$49.50.




### THE ARCHITECT'S GUIDE TO FACILITY PROGRAMMING

by Mickey Palmer and the AIA

Shows you how to collect and evaluate pertinent data about all the requirements of your clients, and tells you how to effectively communicate this information to the designer. Fourteen case studies provide actual programming models.

1981. 304 pages. Over 125 diagrams, charts and matrices. 75 sample questionnaires, surveys and procedural outlines. \$34.95




### CONTEXTUAL ARCHITECTURE Responding to Existing Style

edited by Keith Ray and the editors of *Architectural Record*

Preservation, restoration, adaptive re-use: which is the right approach? Thirty-five case studies in this book, ranging from interiors to infill, explain the options to designing new buildings within their existing contexts. Included: the East West Turtle Bay Towers, East Cambridge Savings Bank.

1981. 175 pages. Over 200 photos and plans. 16 pages of color. \$29.50.




### ENCYCLOPEDIA OF AMERICAN ARCHITECTURE

by William Dudley Hunt, Jr., FAIA

Alphabetically reviews the many facets of American architecture—building types, systems and structures, materials, and the work of renowned architects. An index of more than 5100 entries cross-references the wealth of information in the 200 concise entries. Written for both architects and interested laymen.

1980. 612 pages. 500+ illustrations. 16 pp. color \$39.95



### ENGINEERING FOR ARCHITECTURE

edited by Robert E. Fischer and the editors of *Architectural Record*


A practical book full of case studies portraying innovative concepts in structure, prefabrication of building shells, mechanical subsystems, HVAC systems, and energy conserving building designs. Over fifty case studies.

1980. 228 pages. 225 illustrations. \$26.50



# o another.....

ergy



## SOLAR ENERGY HANDBOOK

edited by Dr. Jan F. Kreider and Dr. Frank Kreith

This authoritative work focuses on the six major aspects of solar energy: the basic principles, solar thermal collection, low temperature systems, high temperature systems, advanced systems, and economics and the law. This book emphasizes applications, not theory; it should prove invaluable in

determining how specific solar systems work and which system best suits your needs.

Never before have all the archival data and procedures available for solar system design assessment been collected in one volume. This book serves as a key reference to guide you through the often confusing array of solar energy conversion systems at your disposal.

1. 1099 pages with 697 illustrations. 6 x 9. \$49.50.

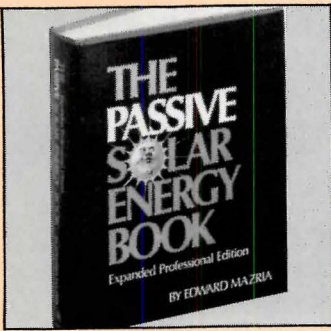


## BUILDING SYSTEMS DESIGN WITH PROGRAMMABLE CALCULATORS

by Al Daryanani, PE

Two programs for efficient problem-solving in lighting design, life cycle cost analysis, sizing and loss in liquid, air and gas systems, solar shading, building heat and others. Detailed explanation of each program. For use with HP-97 calculators.

306 pages. Diagrams and equations for programs. \$29.50.

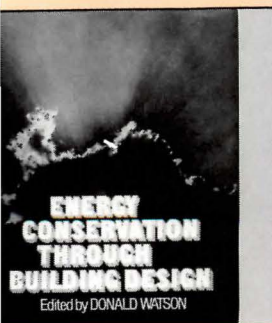


## THE PASSIVE SOLAR ENERGY BOOK, Expanded Professional Edition

by Edward Mazria

In this definitive volume on passive solar energy design, over 25 design patterns present a step-by-step decision making process on sizing the right system for your needs. How to determine heat loss and gain, system performance, and cost effectiveness.

1979. 687 pages. Solar radiation and shading calculators. Appendices. Glossary. \$24.95.




## ENERGY CONSERVATION THROUGH BUILDING DESIGN

edited by Donald Watson, AIA

A compendium of essays on such topics as how to analyze energy use in buildings, passive solar heating, architectural design based on climate energy required for construction. A team of experts: Spielvogel, Stein, Knowles, Eccles, and Rumi. With a preface by van der Ryn.

308 pages. Illustrations.



## ENERGY-EFFICIENT BUILDINGS

edited by Walter F. Wagner, Jr., AIA, and the editors of Architectural Record

A state-of-the-art update on current techniques in architectural energy conservation. Covers active and passive solar energy, underground buildings, mechanical systems, and building operations. With 40 case studies of successful solutions.

1980. 196 pages. 250 illustrations. \$22.95.

## Architectural Record

highly recommends a spectrum of best selling books that support all your professional endeavors.

Each selection is the most recent on the subject and each includes an abundance of accurately reproduced illustrations.

They're easy to order and can be in your home within eight weeks.

Treat yourself, today, to a library of friends offering their very best to nurture your very best.

Customer Service Number is (212) 997-6081. Sorry, no phone orders accepted.

### ARCHITECTURAL RECORD BOOKSHOP

AR RH/81

P O Box 682  
Hightstown, NJ 08520

Please send me \_\_\_\_\_ copies of the following books:

Title \_\_\_\_\_ at \$ \_\_\_\_\_  
 Title \_\_\_\_\_ at \$ \_\_\_\_\_  
 Title \_\_\_\_\_ at \$ \_\_\_\_\_  
 Title \_\_\_\_\_ at \$ \_\_\_\_\_  
 Title \_\_\_\_\_ at \$ \_\_\_\_\_  
 Title \_\_\_\_\_ at \$ \_\_\_\_\_

Plus shipping & handling at \$1.50 per book; \$3.50 outside the U.S.

- Check or money order is enclosed. For orders outside the U.S. Checks must be drawn on U.S. currency.  
 Charge my credit card under the regular payment terms.  
 Visa  Master Charge

Card No. \_\_\_\_\_ Expiration Date \_\_\_\_\_

Ship to:

Name \_\_\_\_\_

Address \_\_\_\_\_

City \_\_\_\_\_ State \_\_\_\_\_ Zip \_\_\_\_\_


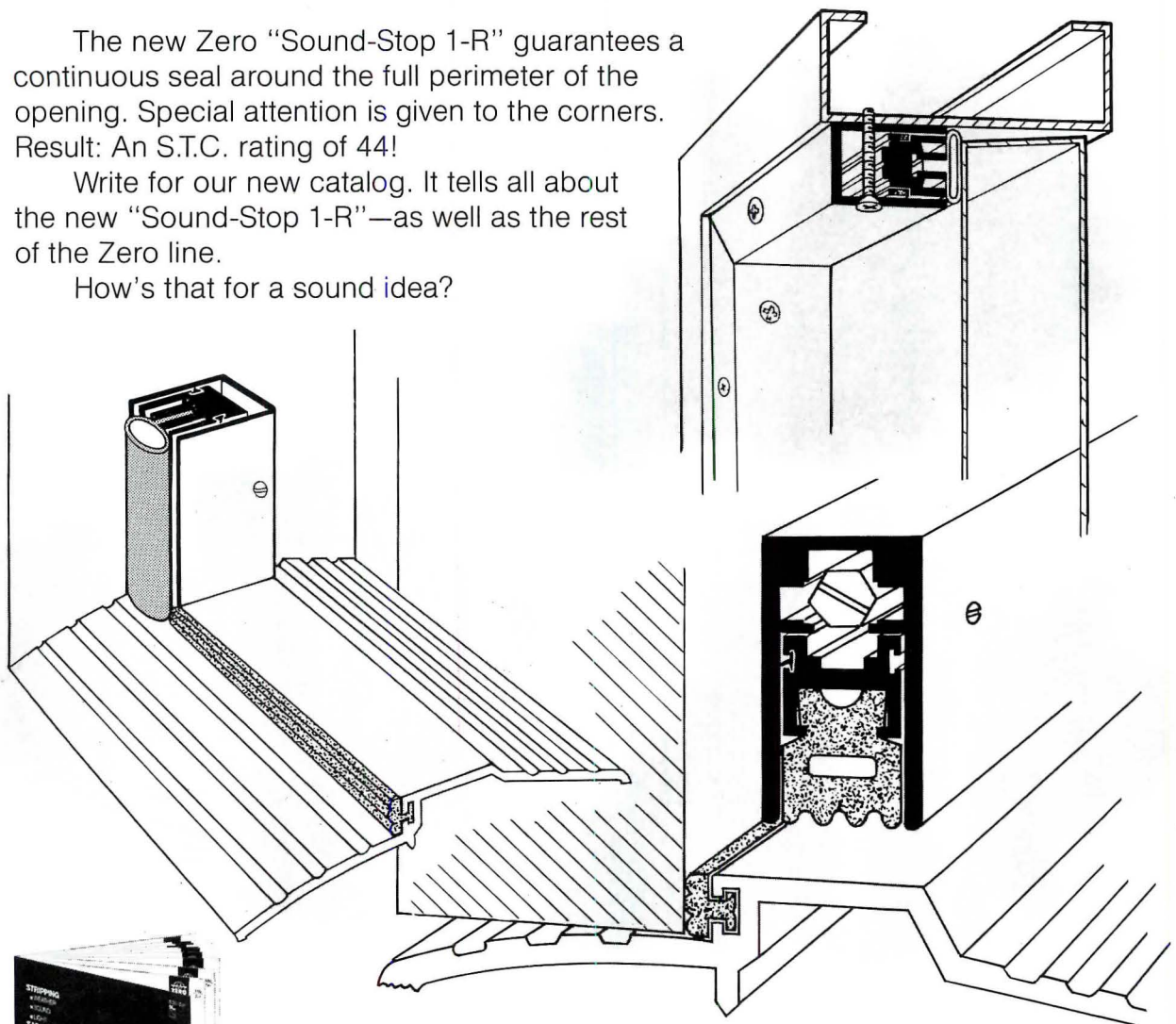
Allow 6 to 8 weeks for delivery.

# Zero's new "sound-stop 1-R" door system

The new Zero "Sound-Stop 1-R" guarantees a continuous seal around the full perimeter of the opening. Special attention is given to the corners. Result: An S.T.C. rating of 44!

Write for our new catalog. It tells all about the new "Sound-Stop 1-R"—as well as the rest of the Zero line.

How's that for a sound idea?



SOUND  
STOP  
SYSTEM



**Zero Weather Stripping Co., Inc.**

415 Concord Ave., Bronx, N.Y. 10455. (212) 585-3230  
1924-1981...57 years of opening the door to progress

Circle 66 on inquiry card



# The Wasco Skydome<sup>®</sup> sheds a clear light on vague solar energy conservation concepts.

**Ideal for retail stores, office buildings, factories, warehouses, schools, hospitals.**


Operating expense reduction through solar energy is a futuristic concept for most practical building owners and operators. Yet substantial, computer verified savings are possible today with the Solar Energy Skydome by Wasco.

New Wasco Solar Energy Skydomes offer thermal performance so measurable that skylights can actually

be factored into your total environmental energy savings program. No other skylight can provide such "tight" energy efficiency.

Let Wasco calculate your potential for savings with a **free** computer analysis of how Solar Energy Skydomes can effectively integrate with your building plans. Ask for our Skydome booklet which includes full details on Wasco's own computer analysis systems.

Circle 67 on inquiry card



## **SIGNIFICANT ENERGY SAVING FACTORS**

- sealed double domed for "storm window" insulating
- exclusive thermal break design separates inner from outer curbing
- continuous neoprene gasket minimizes air infiltration
- fiberglass thermal insulation for elevated curbings



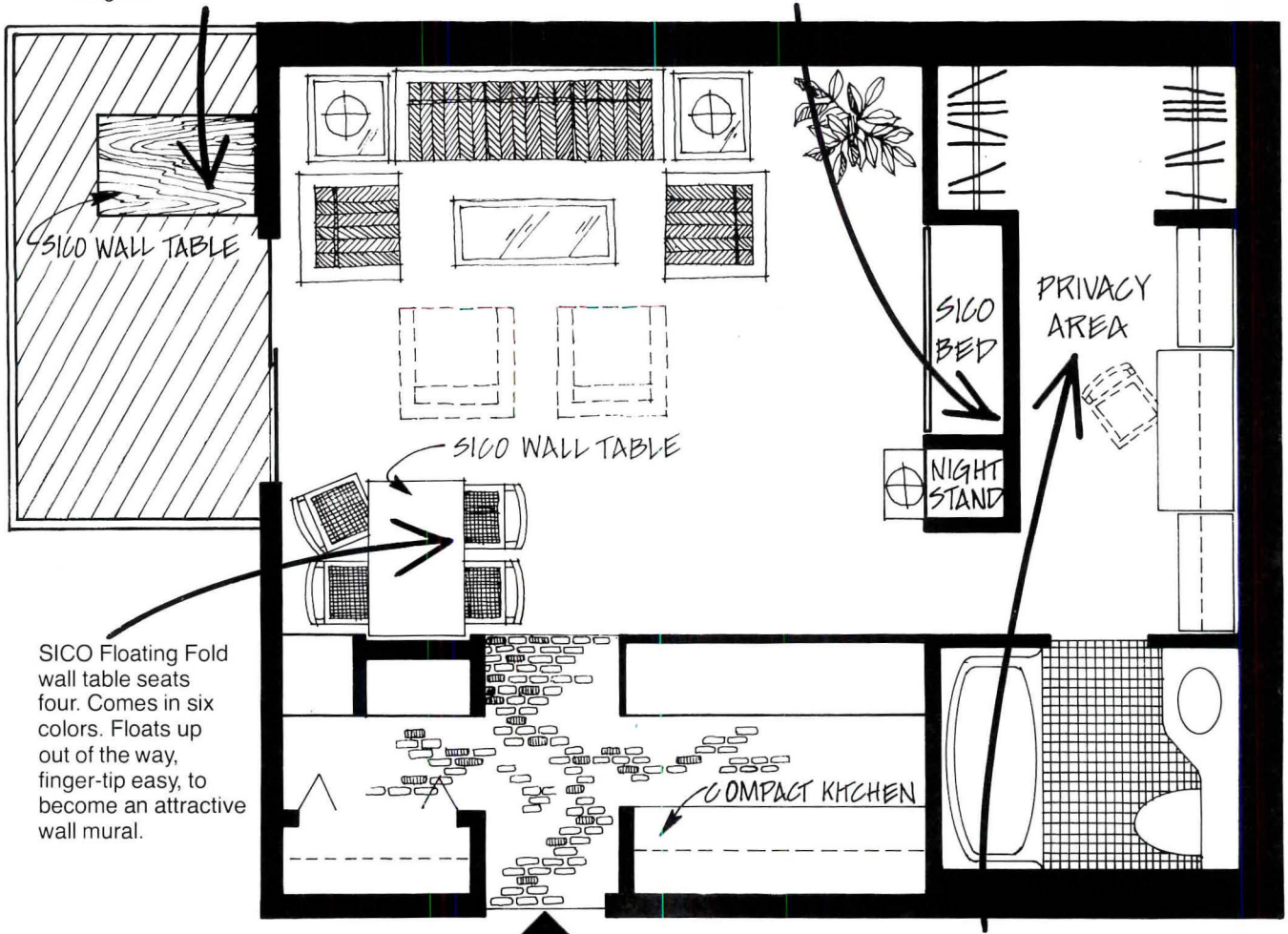
**WASCO PRODUCTS, INC.**  
INDUSTRY LEADERS IN SKYLIGHTING,  
SMOKE AND HEAT VENTING

P.O. BOX 351 / SANFORD, MAINE 04073 / TEL: 207-324-8060

# SICO® designs privacy for tenants, profits for you.

SICO Floating Fold wall table comes in several outdoor wood finishes and custom sizes and shapes. Floats up out of the way to become attractive design element.

SICO In-Wall beds and Wall Systems provide a "Fifth Wall option" that makes efficiencies more attractive and rentable. Can qualify for inclusion in your financing.



SICO Floating Fold wall table seats four. Comes in six colors. Floats up out of the way, finger-tip easy, to become an attractive wall mural.

Privacy for tenants with a dressing room area created by the SICO Fifth Wall. It acts as a room divider.

## The expandable efficiency.

It's designed to minimize tenant turnover resulting from lack of privacy, or lack of useable space. It's designed to let you charge more for less space, while offering more attractive features. SICO calls it the Fifth Wall System. And will custom design to your needs or offers you the 480 sq. ft. plan here or a 350 sq. ft. plan.

Attached to the floor, the SICO In-Wall bed can qualify as part of your financing. Options include mattress/box spring (twin, double, or queen), night stand, desk/table, and cabinet




in your choice of several attractive finishes.

Don't wait. Send for the name of your local SICO representative. And for more information on how you can save space and add profit. Write: SICO, Incorporated, 7525 Cahill Road, Minneapolis, MN 55435, Dept. AR-5 Phone (612) 941-1700 WILSICO EDNA TWX 910-576-1771.

*Innovation by design*



Circle 68 on inquiry card



# “There’s a mystique to Redwood that just stops people in the street.”

*by Robert Lawrence, Vice President  
Thrust IV Homes, Inc., Mountain View, Calif.*

“As a quality home builder, we know the importance of curb appeal. And we know we have something special when we get people’s attention before they even get inside the house.

“That’s why we’ve been using Simpson Ruf-Sawn Redwood Plywood as our primary siding for the past 8 years. It produces an incredible response we don’t get with other siding materials.”

The natural beauty and warmth of Simpson Ruf-Sawn Redwood provides outstanding design versatility. But beauty is only the beginning.

Redwood offers excellent durability with minimum maintenance in any climate. So you can count on it to keep looking good.

What’s more, you get these quality features



with the in-place economy of plywood. It’s strong yet lightweight. And gives you all the installation efficiency associated with panel construction.

“Set this siding off with a Redwood deck or trim and nothing comes close to the look. I’m convinced that dollar for dollar, no other building material can match the beauty, performance and prestige of Simpson Ruf-Sawn Redwood. Or deliver the results.”

For complete design information write Simpson Timber Company, 900 Fourth Avenue, Seattle, WA 98164.



Ruf-Sawn Redwood Plywood  
**Simpson**

Circle 69 on inquiry card

# Framework

## **When you specify Wheeling Steel Framing Systems, you specify savings.**

The best framework for savings is smart specifying. And that means your specs should name Wheeling Steel Framing Systems for wall, roof and floor construction.

For starters, you can cut your construction costs by as much as 50% by fabricating wall and floor sections off-site, ahead of schedule. Because when your shell goes up faster, your construction loan is turned over sooner. And that saves on interest.

Wheeling Steel Framing can support greater loads than wood because steel is inherently stronger. So you can put studs on 24" centers or more, even on

*Wheeling Steel Framing helped reduce the cost of this 17-story office building. Complete exterior curtain wall panels using steel framing and brick were fabricated and shipped to the job site ready for erection.*

lower floors. Once you reduce the number of structural members, you reduce installation time, and that saves on labor costs.

Finally, Wheeling Steel Framing works with just about any



# for savings.

exterior or interior wall of facade material: brick, wood, stucco, dry wall. So you can use it for any kind of building up to four floors; apartments, schools, townhouses, nursing homes, shopping centers, etc.

So Wheeling gives you the framework you need to save money on practically any job.

For detailed information, send for our new brochure, WC 608-R-5. Write Wheeling Corrugating Company, Division of Wheeling-Pittsburgh Steel Corporation, Dept. GC-16, Four Gateway Center, Pittsburgh PA 15230.




## Wheeling Steel Framing

Circle 70 on inquiry card

*The strength and versatility of Wheeling Steel Framing Systems provide many design options. Here's one example: the unique shape of this 2-story office building complex.*



*Ease of handling of Wheeling Steel framed assemblies meant shorter construction time and a corresponding cut in labor costs on this low rise senior citizen nursing care facility.*



# ADVERTISING INDEX

<b>A</b>	
American Gas Association .....	32
G American Olean Tile Co. ....	165
American Standard Inc. ....	8
American Telephone & Telegraph Co.	
	Cov III
G-L Andersen Corp. ....	12-13, 166-167
Architectural Complements .....	33
Architectural Record Books 168-169, 163	
G-D-L-I Armstrong Cork Co. ....	Cov II
<b>B</b>	
G-I-L Blandin Wood Products Co. ....	178
Brick Institute of America .....	25
<b>C</b>	
G-L Cabot, Inc., Samuel .....	151
California Redwood Association .....	9
E Copper Development Association Inc.	
	45 to 56
Crane Co. ....	3
<b>D</b>	
G-I-E Dow Chemical USA .....	18-19
G Dryvit Systems, Inc. ....	132-133
Dukane Corp. ....	142
G-I-E Dynamit Nobel of America .....	158
<b>E</b>	
G-E Eljer Plumbingware Div. Wallace-	
Murray Corp. ....	130
G-E Elkay Mfg. Co. ....	129
Elliptipar, Inc. ....	157
<b>F</b>	
Formica Corp. ....	140
<b>H</b>	
C-D E.F. Hauserman Co .....	29
G-D-L Heatilator Div. of Vega Industries, Inc.	
	24

<b>I</b>	
Images, a Division of Focal Point ...	154
International Contract Furnishings, Inc.	
	30-31
International Paper Co. ....	147
<b>J</b>	
G-E-L Jacuzzi Whirlpool Bath Inc. ....	44
G Jason Industrial Inc. Rubber Flooring	
Div. ....	150
<b>K</b>	
G Kawneer Co., Inc. ....	16-17
G-D Kentucky Wood Floors, Inc. ....	139
Koch & Lowy .....	131
E Kohler Company .....	152
Kroin .....	33
<b>L</b>	
Laminators Safety Glass Association	164
G Levolor Lorentzen, Inc. ....	14-15
G-D Kenneth Lynch & Sons .....	143
G Lyon Metal Products, Inc. ....	150
<b>M</b>	
G-D Marathon Carey-McFall Co. ....	177
Marvin Windows .....	4-5
G-L Masonite Corp. ....	38-39
Mateflex By Mele .....	137
McPhilben Lighting .....	28
Messer Machine & Mfg. Co. ....	157
G Montgomery Elevator Co. ....	43
<b>N</b>	
National Roofing Contractors	
Association .....	135
G-L-I Naturalite, Inc. ....	20-21
Neo Ray Products, Inc. ....	135
<b>O</b>	
G-D The October Co. ....	145
Olympic Stain Company .....	Cov IV

<b>P</b>	
G-D-L Pella Rolscreen Co. ....	36-37
L Pinecrest, Inc. ....	156
PPG Industries Inc., Rez .....	41
Proper Vent, Inc. ....	146
<b>R</b>	
G-I Raynor Mfg. Co. ....	149
Red Cedar Shingle & Handsplit Shake	
Bureau .....	144
D R-Way Furniture Co. ....	154
G Ryther-Purdy Lumber .....	148
<b>S</b>	
Scandinavian Components, Inc. ....	134
G Sico, Inc. ....	172
G-L-E Simpson Timber Co. ....	173
G-D Sitecraft by Rosenwach .....	42
G-D Staff Lighting Corp. ....	141
Stendig, Inc. ....	6-7
Sub-Zero .....	148
Sunar .....	153
<b>T</b>	
Thermal Technology Corp. ....	160
G Thoro Systems Products .....	10-11
<b>U</b>	
G-E-T-L United States Gypsum Co. ....	138, 159
G-E-I-L United States Gypsum/UC Industries	
	22-23
<b>V</b>	
G Velux-America, Inc. ....	155
Ventarama Skylight Corp. ....	136
<b>W</b>	
G-L Wasco Products, Inc. ....	171
G-L-I Weathershield, Inc. ....	40
G Wheeling Pittsburgh Steel Co. .	174-175
<b>Z</b>	
G Zero Weather Stripping Co. ....	170

## ARCHITECTURAL RECORD

McGraw-Hill, Inc., 1221 Avenue of the Americas, New York New York 10020  
 Publisher: Paul B. Beatty (212) 997-4685  
 Advertising Sales Mgr.: Michael J. Mrvica (212) 997-2838  
 Business Mgr.: Joseph R. Wunk (212) 997-2793  
 Marketing Services Mgr.: Camille Padula (212) 997-2858  
 Classified Advertising: (212) 997-2556

### District Offices:

<b>Atlanta</b> 30361	Terry G. Blackwood, 100 Colony Square, (404) 892-2868
<b>Boston</b> 02116	Louis F. Kutscher, 607 Boylston St., (617) 262-1160
<b>Chicago</b> 60611	Donald T. Lock, (312) 751-3765 Edward R. Novak, (312) 751-3764 Cheryl L. Shores, (312) 751-3705 645 N. Michigan Ave. (312) 751-3771
<b>Cleveland</b> 44113	Michael F. Charlton, 55 Public Square, (216) 781-7000
<b>Denver</b> 80203	Shirley A. Klotz, 655 Broadway, Suite 325 (303) 825-6731
<b>Houston</b> 77040	Lockwood Seegar, 1 Northwind Plaza, 7600 W. Tidwell, (713) 462-0757
<b>Los Angeles</b> 90010	Stanley J. Kasson, 3200 Wilshire Blvd.-South Tower (213) 487-1160
<b>New York</b> 10020	Patricia J. Lami, 1221 Avenue of the Americas (212) 997-3603
<b>Philadelphia</b> 19102	Blair McClenachan, Three Parkway (215) 496-3829
<b>Pittsburgh</b> 15222	Michael F. Charlton, 6 Gateway Center, Suite 215, (412) 227-3640
<b>San Francisco</b> 94111	Stanley J. Kasson, 425 Battery Street (415) 362-4600
<b>Southfield</b> 48075	Charles J. Dooley, 4000 Town Center, Suite 770 (313) 352-9760
<b>Stamford</b> 06901	Louis F. Kutscher, 300 Broad St., (203) 359-2860

For detailed data, prefilled catalogs of the manufacturers listed are available in your 1981 Sweet's Catalog File as follows:

- G General Building (green)
- E Engineering (brown)
- I Industrial Construction and Renovation (blue)
- L Light Residential Construction (yellow)
- D Interiors (white)





## TRICKS OF THE TRADE, EXPLAINED.

To be a blinding success, just use your imagination. And the Blind Imagination of Bali one-inch blinds.

When you specify Bali, you'll be giving your building a more uniform appearance. With none of the visual distractions so common with drapes.

That's only our outside story.

Our inside story is this: Bali Blinds do a better job controlling light than other types of window coverings. That saves energy. Even when they're wide open, Bali Blinds still work at 25% efficiency.

Bali saves time, too. Because when it's time to move walls as office arrangements change, inside and recessed or pocket-mount blinds don't have to be moved.

But there's one thing Bali won't leave to your imagination. That's our specifications.

Bali Blinds have been specified in a simple

CSI format to permit ready reference for procurement packages.

And we'll make these specs available to you, for you to write your requirements around them.

So, if you want to be a blinding success in business, build around Bali. And use the coupon below for a copy of our brochure, No. 8005.

BALI BLINDS  
© Marathon Carey-McFall Company, Loyalsock Avenue, Montoursville,  
Pennsylvania 17754. Division of Marathon Manufacturing Company.

Send me Brochure No. 8005, free.

Name \_\_\_\_\_

Company \_\_\_\_\_

Address \_\_\_\_\_



City \_\_\_\_\_ State \_\_\_\_\_ Zip \_\_\_\_\_

Telephone \_\_\_\_\_

 **BALI BLINDS**  
**BALI IS BLIND IMAGINATION.**

# meet blandex<sup>®</sup>

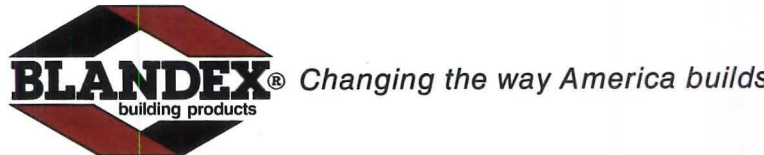
## the all purpose panel



### MEET BLANDEX ALL PURPOSE PANELS — The New Generation Construction And Remodeling Product


Whenever construction plans call for the use of panels, BLANDEX is the single answer. From wall and roof sheathing to soffits, installation is expedited with strong, solid, single grade BLANDEX panels which are easily sawed and super tough.

Unusual strength and controlled thickness are achieved by thermo-bonding aspen wafers with phenolic resins under extreme heat and pressure. The finished product is a solid grade A panel without grain, knots or voids. It has an extremely attractive textured surface which lends itself to a wide variety of finishes. BLANDEX panels are also produced with a channel groove or reverse board and batter design for interior application as well as satisfying the growing demand for economical and durable exterior siding. An oil base prime coat and acrylic latex finish coats are recommended to enhance the beauty of the design and provide long lasting protection.



Blandin Wood Products Co., Grand Rapids, Minn. 55744

Ask for BLANDEX<sup>®</sup> at your local lumber dealer.



# To expand, stay put.

We can make your meetings outside the office more productive and save you time going and coming.

We offer architects an alternative to travel very much in keeping with today's emphasis on energy conservation and office efficiency. We offer teleconferencing in a surprising variety of forms.

The simplest and most familiar is the conference call. Any operator can arrange it so you can talk with the client, contractor and engineer all at once.

By adding a speakerphone or a portable conference phone, an entire planning committee could join the discussion. Also, with teleprinters and facsimile machines, written specs and drawings can be readily exchanged.

By having our electronic blackboard in your office, you can illustrate design concepts and changes. Standard TV monitors will allow groups anywhere to see every mark you make and join the discussion.

Teleconferencing is a professional way to manage information. You save time and energy. You hold the line on office expenses. You "call" meetings that busy colleagues are more likely to "attend." And, by expanding your area of activity, your office prospers.


Just as you use your knowledge to come up with innovative solutions to problems, we use ours to help you manage a limited resource—your time. A call to your Bell Account Executive begins the dialogue.

**The knowledge business**



Circle 73 on inquiry card

# Beauty that's more than skin deep.



Architect: Wendell Lovett, FAIA, Seattle, Washington

Enhance and protect the natural beauty of wood with Olympic Oil Stain. Olympic *penetrates* wood to protect from within. Rich linseed oil and micro-milled pigments soak down into the fibers, giving wood a deep, uniform finish that stays beautiful no matter how wet or how dry the weather gets.

For additional information, consult your Sweet's Catalog. Or write Olympic: Dept. P, P.O. Box 1497, Bellevue, WA 98009.

**Penetrates to  
protect wood  
beautifully.**



Circle 74 on inquiry card