



ONE UNITED NATIONS PLAZA, BY KEVIN ROCHE JOHN DINKELOO AND ASSOCIATES

IBM PLANT, GUADALAJARA AND THE CAMINO REAL HOTEL, CANCUN, BY RICARDO LEGORRETA

PRIZE-WINNING DRAWINGS FROM THE NATIONAL INSTITUTE FOR ARCHITECTURAL EDUCATION

BUILDING TYPES STUDY: AIRPORTS

FULL CONTENTS ON PAGES 10 AND 11

ARCHITECTURAL RECORD


OCTOBER 1976 **10** A MCGRAW-HILL PUBLICATION FIVE DOLLARS PER COPY



Elegance plus Performance. Durasan in subtle stripes gives you design freedom on a modest budget.

Durasan® vinyl-surfaced gypsum panels from Gold Bond are beautiful to behold and easy to maintain. Now you have an even broader selection with five exciting new patterns.

Achieve fashionable elegance with Dover White, Tawny Gold and a choice of three exclusive, exciting striped patterns: Oatmeal, Seafoam and Sunflower. Stripes are definitely "in"



Oatmeal

Durasan panels are available in 8-foot, 9-foot and 10-foot lengths, ready for shipping.

Wide selection

Durasan gives you a choice of decorator options at reasonable prices. Choose from our new patterns, our beautiful Mediterranean Parquet cork patterns, Textured Burlap Stipples, Classic and Grass Cloths and elegant Woodgrains. All factory laminated to standard 1/2-inch and 5/8-inch thick regular or Fire-Shield®




Seafoam

this year. So celebrate the bicentennial with a flourish.

Proven performance

Combining the time-tested characteristics of gypsum wallboard with the tough durability and easy



Tawny Gold

maintenance of high-quality vinyl, Durasan panels adapt to many sound and fire rated partition systems and present a rainbow of colors, textures and wood finishes.


The economy you expect

Installed cost is usually less than building a wall and then applying a comparable vinyl wall covering. And versatile Durasan is particularly adaptable for use in demountable partition systems.



Sunflower

gypsum wallboard. Ask your Gold Bond



Dover White


salesman about Durasan, or see your Sweet's Light Construction File No. 9.12/Go or Architectural File No. 9.12/Go. Or write Gold Bond Building Products, Division of National Gypsum

Company, Department AR-106D, Buffalo, New York 14225.

**We're gypsum,
and then some.**



For more data, circle 2 on inquiry card



Now...glazing that without going

That's LUCITE® AR abrasion resistant sheet. This high-quality glazing material resists vandalism and breakage. And more — "Lucite" AR has a tough, clear fluorocarbon hide that makes it 15 times harder to abrade and haze than conventional plastic sheet.

Which means the glazing you specify can be cleaned year after year without losing its clarity. And exposure to all kinds of


weather conditions leaves "Lucite" AR essentially unchanged.

These are the major reasons why Robert Moran, a West Orange, N.J. architect, specifies "Lucite" AR for school buildings such as the Essex County Technical Careers Center in Newark, N.J. And why an increasing number of urban school districts, from Philadelphia to Atlanta, are specifying it.

You can get "Lucite" AR in



Glazing applications of "Lucite" AR in public institutions, banks, door lights and partitions.



Essex County Technical Careers Center, Newark, N.J. Robert Moran, Architect

gets tough on vandalism soft on abrasion.

olar tints to reduce air conditioning loads. Its low heat conductivity (K1.2) reduces winter heat loss. It is thermoformable and easily fabricated to meet your design requirements.

"Lucite" AR complies with ANSI Z97.1 1966/72 performance specifications for safety glazing used in buildings. It is finding increasing application in security glazing in banks, public institutions, and in bus

shelters, animal enclosures, door lights, partitions and hockey rinks.

Look for us in Sweet's Catalog (8.26/Du) or check "Lucite" AR abrasion resistant sheet yourself. Let us send you a test kit that demonstrates the abrasion resistance of "Lucite" AR. Write: Du Pont Company, Room 24940, Wilmington, DE 19898, or call (302) 774-2629.

The difference is clear with
LUCITE[®] AR
ABRASION RESISTANT SHEET



For more data, circle 3 on inquiry card

Letters to the editor

I have been ruminating off and on for several months about the June issue of ARCHITECTURAL RECORD and its treatment of the Venturi and Rauch New Haven fire station.

Venturi is really a theoretician, not an architect. His buildings and designs can barely exist as architecture without an elaborate defense and discussion of their allusions. This is not to slander understanding architectural allusions and connotations, but an accumulation of details does not constitute architecture. Venturi's buildings don't work as spaces or masses, merely as witty details that reward the initiated with a glow of recognition. Venturi doesn't respect the other buildings in the neighborhood; he camps them—a nasty put-down that begs every question it raises. (As a contrast, the June issue provides a sensitive example of a contemporary response respecting its context in an old structure—Kajima International's Bank of Tokyo.) The New Haven Fire Station, along with many of Venturi's other works, mimics what's around it. Where is the imagination to create a building of its own time that shows sensitivity to the already built environment? The vitality that Venturi espouses ("Main Street was almost right") would never be furthered by his own work. Such diversity and complexity are dependent on the continual and gradual evolution of more storefronts, institutions and residences that speak from their own age, not the derivative high-camp rehashing of 1930s Art Deco and 1950s blandism. (You can't go home again, you know.)

I think Venturi often gets himself off this and other hooks in a clever but useless way. He makes use of a red herring (the same one Frank Gehry raises) by setting up a false problem—is it pretty or is it ugly? (Venturi never directly expresses this question, but he and the criticism about him certainly suggest it.) What serious architect could favor mere pretty—that's for teeny-boppers who want Bonnie Bell complexions. Ugly, some critics suggest, is at least strong and uncompromising. This ridiculous question takes our attention away from the real issues, such as: what kind of environment is Venturi creating for people to live in? And if '50s institutionalism bored, depressed, and alienated us then, how can it do anything more for us now? Architectural critics seem absolutely demolished when Venturi meets their potential criticisms head-on by declaring that he meant the building to be ordinary (the Yale math-

ematics building competition, for instance). Richard L. Miller uses this non-idea when he says the fire house avoids dullness by celebrating it; but how can the scale of dullness alleviate it? Do we need more ordinary buildings? When general contractors produce buildings like Venturi's, they're rightly and roundly criticized; the fact that such work has been produced by a well-known architect and produced deliberately doesn't make it any better. The question of infill in an existing contract is a difficult one, but Venturi's response can only be interpreted as a slap in the face of his neighbors. Looking at his work is a lot like sitting in a '30s movie while people laugh at the wrong places because it's so quaint. A building can respect its neighbors without being ordinary or dull, and without mimicking them—if its designer has some imagination. We really can't let the argument that it's supposed to be ugly, ordinary, or alienating prohibit us from criticizing it.

I was particularly bothered by the false dichotomies created by Robert L. Miller in his article on Venturi and Rauch. Much of his discussion on urban renewal's failings is sound, but to pit the inclusivists and preservationists against the Miesians and urban renewalists is to establish connections that were never there. Miller seems to confuse the Miesians' drive for cleanness of line and austerity of detail *within the building* with the redevelopment agency's satisfaction at acres of cleared rubble. Most of the rebuilt ghetto is definitely not Miesian—that style was reserved for wealthy corporate headquarters and residences of the rich. The Miesians certainly have their faults, but they're not guilty of urban renewal.

Miller is at his most accurate about Venturi when he discusses the strongly graphic and Pop images of Venturi's work. Venturi can control two-dimensional graphics in a flashy, right-now way, but he can't really create spaces. And what does it say of an architect that he's strongest in two dimensions? Even his graphics have severe limitations, since they're mostly Pop and photorealism and about as rich and subtle as Andy Warhol.

We need to get past the Milton Glaser cover to Venturi and think hard about what he's really designed and the spaces he's created—there's not much there.

*Toby Reed
San Francisco*

A recent article on Jack London Village, Oakland, California, listed Larry Carducci as the First Phase Landscape

Architect. Mr. Carducci's office prepared plans but they were not used, and he was terminated on the project. This office was retained by the developer, Specialty Restaurant Corporation, to design and provide supervision from the ground up for the Jack London Village. I sincerely hope that this office will be given credit as the Landscape Architect in the form of a correction.

*Robert E. Truskowski AILA
Landscape Architects Planners
Laguna Beach, California*

Calendar

OCTOBER

13-30 Fourth International Conference of Women Architects, "Cultural Identity in Architecture," delivered by L'Union Internationale des Femmes Architectes, Iran. Contact: Mr. James Scheeler, FAIA, Deputy Executive Vice President, The American Institute of Architects, 1735 New York Ave., N.W., Washington, D.C. 20006.

17-20 Eastern Workshops and Exhibits, 1976 International Security Conference, New York Hilton Hotel, New York City. Contact: International Security Conference, 2639 S. LaCienega Blvd., Los Angeles, Calif. 90034.

27-31 Conference and trade show, Energysave '76, Currigan Exhibition Hall, Denver. Designed and conducted by the University of Denver Research Institute, (DRI), cosponsors Winterpark Tradeshow, Inc. Contact: DRI, University of Denver, Denver, Colo. 80210.

28-29 Energy Management in Store Lighting Conference, General Electric's Lighting Institute, Nela Park. Contact: Manager, Lighting Education, GE Company, Nela Park, Cleveland, Ohio 44112.

28-29 New York University's School of Continuing Education seminar "Energy Conservation in Plants," Houston. Contact: Ms. Heidi E. Kaplan, Dept. 14NR, New York Management Center, 360 Lexington Ave., New York, N.Y. 10017.

NOVEMBER

8-9 Conference, "Six Basic Ways to Finance Downtown Recycling," sponsored by the Downtown Research and Development Center, Hotel Warwick, New York City. Contact: Susan Epley, Coordinator, Downtown Research and Development Center, 555 Madison Ave., New York, N.Y. 10022.

9-10 Construction Management Seminar, Chicago O'Hare/Kennedy Holiday Inn, sponsored by Construction Management World. Contact: W. Marvin Ferrell, Construction Management World, P.O. Box 1, Westerville, Ohio 43081.

ARCHITECTURAL RECORD (Combined with AMERICAN ARCHITECT, ARCHITECTURE AND WESTERN ARCHITECTURE AND ENGINEER)

October 1976, Vol. 160, No. 5. Title reg. in U.S. Patent Office copyright 1976 by McGraw-Hill, Inc. All rights reserved. Copyright not claimed on cover and editorial four-color separate. Indexed in Reader's Guide to Periodicals, Literature, Art Index, Applied Science Technology Index, Engineering Index, The Architectural Index. Published monthly except May, August, and October when semi-monthly, by McGraw-Hill, Inc.

Quotations on reprints of articles available. Every possible effort will be made to return material submitted for possible publication (if accompanied by stamped addressed envelope), but the editors of the corporation will not be responsible for loss or damage.

EXECUTIVE, EDITORIAL, CIRCULATION AND ADVERTISING OFFICES: 1221 Avenue of the Americas, New York, N.Y. 10020. Other Editorial Offices: 425 Battery Street, San Francisco, Cal. 94111. PUBLICATION OFFICE: 1221 Avenue of the Americas, New York, New York 10020. Second-class postage paid at New York, New York 10001 and at additional mailing offices.


OFFICERS OF MCGRAW-HILL PUBLICATIONS COMPANY: Gordon L. J. president; Paul F. McPherson, executive vice president; Gene W. Simpson, senior vice president; senior vice president: Ralph Blackburn, circulation; John Hoglund, controller; Ralph R. Schuller, editorial; David G. Jensen, manufacturing vice presidents; James E. Boddorf, printing and development; Edward Schirmer, marketing administration. CORPORATION OFFICERS: Harold McGraw, president, chief executive officer and chairman of the board; R. N. Landes, senior vice president and secretary, Ralph J. Webb, treasurer.

SUBSCRIPTIONS: Subscriptions sold only from architects and engineers. Institution, firm connection, and type of subscription must be indicated on subscription order. Please allow 4-12 weeks for shipment. CHANGE OF ADDRESS or subscription service letters should be forwarded to Fulfillment Manager, ARCHITECTURAL RECORD, P.O. Box 430, Hightstown, N.J. 08520. Provide old and new address, zip code or postal zone number. If possible, attach issue address label. Annual subscription prices: U.S., U.S. possessions: \$15.00 for architects, engineers, other individuals in the fields served; others \$24.00. Canada: \$17 for architects and other individuals in fields served; others \$26.00. Other countries: \$30.00 to architects, engineers, other individuals in fields served; others \$40.00. Single copies \$2.00. GUARANTEE: Publisher agrees to refund that part of subscription price applicable to unexpired part of subscription if service unsatisfactory.

ASSOCIATED SERVICES/McGraw-Hill Information Systems Co: Sweet's Construction (Architectural, Engineering, Construction, Interior Design, Industrial Construction and Renovation, Plant Engineering Extension, Canadian Construction), Dodge Building Cost Services, Dodge Reports and Bulletins, Dodge/SCAN Microfilm Systems, Information Management Control Service, Information Construction Statistics, Dodge Reconstruction newspapers (Chicago, Denver, Los Angeles, San Francisco). THIS ISSUE is published in national separate editions. Additional page separate edition numbered or allowed as follows: Western Section 32-1 through 32-4. POSTMASTER: PLEASE RETURN MAIL TO Fulfillment Manager, ARCHITECTURAL RECORD, P.O. Box 430, Hightstown, N.J. 08520.




**CELOTEX INTRODUCES
THE CONVENTIONAL
UPSIDE-DOWN ROOF.**



THE CELOTEX UPSIDE-DOWN ROOF

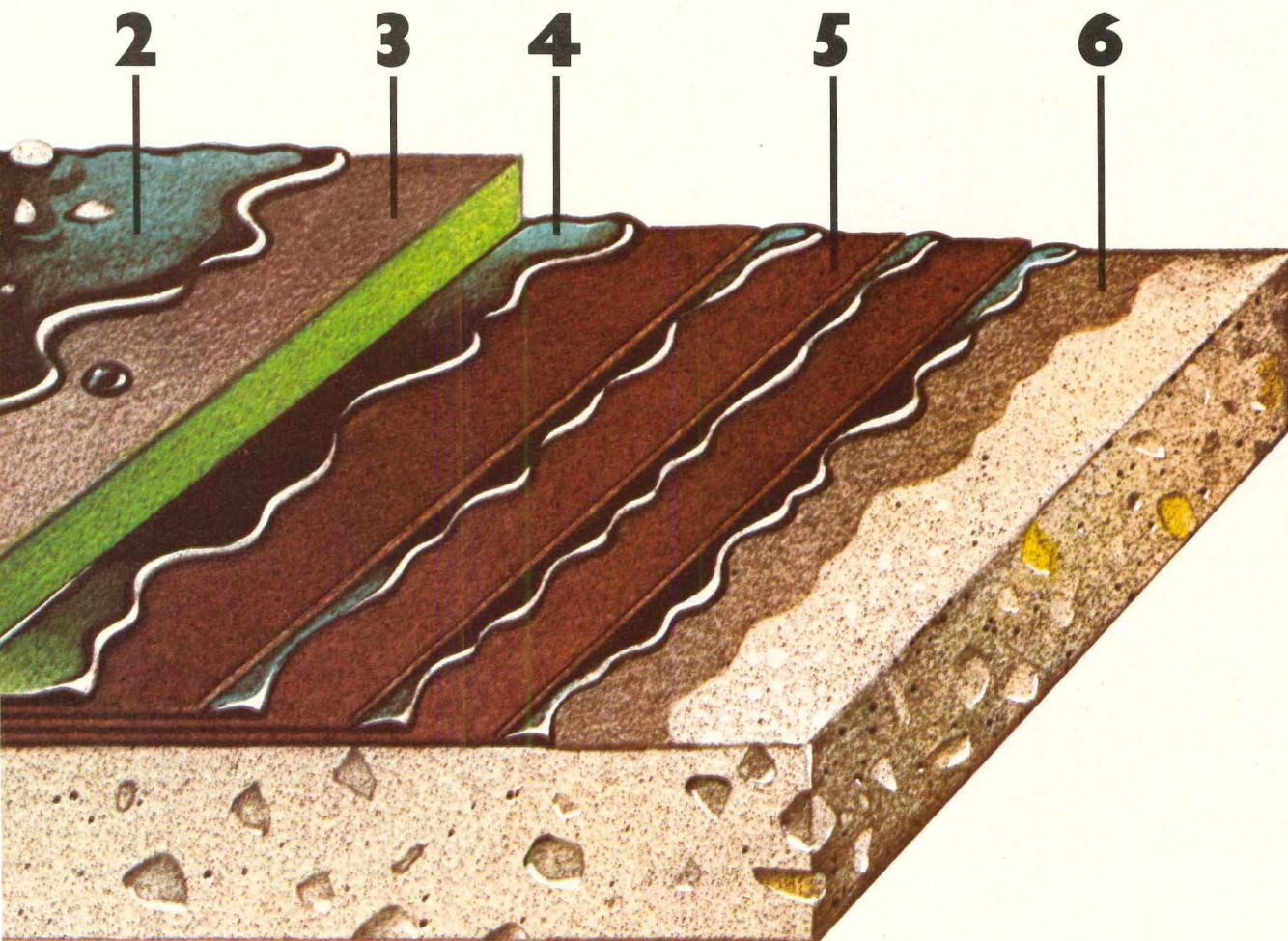
It protects the roof membrane like



- 1** A conventional application of 300 lbs. of slag or 400 lbs. of gravel per 100 sq. ft. protects roof from flaming brands, harmful rays of the sun, and impact damage caused by hail and roof traffic.
- 2** Top pouring of hot asphalt keeps gravel in place and provides first line of protection against moisture.
- 3** New Tempchek[®] Roof Insulation is what makes the Celotex Inverted Roof Assembly work so well. Other conventional, time-tested Celotex roofing materials are simply combined with it more efficiently. Tempchek Roof Insulation provides thermal protection, dimensional stability and resistance to moisture. It is a closed-cell urethane foam, reinforced with glass fibers and faced with asphalt-saturated roofing felt.


PUTS THE INSULATION ON TOP.

no right side up roof ever could.



- 2** Flood coat of hot asphalt keeps Tempchek insulation in place, and provides the second line of protection against moisture. The asphalt is beneath the insulation, and will not alligator.
- 3** Built-up roofing membrane provides the third and most important line of protection against moisture. Serves as a vapor barrier as well. Roof membrane is protected from thermal shock, punctures and blistering by the Tempchek insulation above.
- 4** Roof deck provides structural support for roofing system. The Celotex Inverted Roof Assembly systems are readily applied to conventional nailable and non-nailable decks. Shown above is a concrete deck, with asphalt primer.

TESTED AND PROVEN IN FLORIDA'S STEAMING SUMMERS



The idea of putting the insulation on top of the roof is not new. But in practice, it requires a remarkably versatile insulation product. One able to withstand the rigors of weathering and traffic.

New Tempchek Roof Insulation is such a product.

The dimensional stability of Tempchek insulation cannot be matched by other foamed plastic insulations on the market today. Tempchek is stabilized by glass fibers much like concrete is by reinforcing rods.

Tempchek roof insulation is not damaged by hot asphalt applied at normal job temperatures. This relieves roofing mechanics of the responsibility for determining just the right time to bond the insulation without melting it.

There is no need to apply 1,200 lbs. of gravel per 100 sq. ft. on top of the insulation. Tempchek insulation, anchored by hot asphalt, provides uplift resistance of 90 lbs./sq. ft.

Being a closed-cell foam insulation, Tempchek will not absorb water. Insulating efficiency of the Celotex Inverted Roof Assembly is assured. Under

ACROSS THE COUNTRY, AND MICHIGAN'S ICY WINTERS.




normal use, Tempchek Roof Insulation will retain an average 80% of its thermal resistance (R-factor) value.

Before putting the upside-down roof on the market, Celotex tested it. And re-tested it... on jobs located across the U.S. From L'Anse, Michigan, to Houston, Texas. From St. Petersburg, Florida, to Dubuque, Iowa. Ask us about them.

Celotex offers a 10-year Inverted Roof Assembly guarantee, a specimen of which will be provided at the place of purchase or upon written request addressed to The Celotex Corporation, 1500 North Dale Mabry Highway, Tampa, Florida 33607.

Your Celotex representative has complete details about the new Inverted Roof Assembly. Or contact John Hasselbach, Commercial Roofing Department, at the above address. A 20-page catalog covering the new system is available now, and will also appear in the 1977 Sweet's Files.

Celotex[®]
BUILDING PRODUCTS
The Celotex Corporation, Tampa, Florida
a JIM Walter company



Cover: One United Nations Plaza
New York, New York
Architects: Kevin Roche John Dinkeloo and Associates
Photographer: Ronald Livieri

EDITOR

WALTER F. WAGNER, JR., AIA

MANAGING EDITOR

HERBERT L. SMITH, JR., AIA

SENIOR EDITORS

ROBERT E. FISCHER
MILDRED F. SCHMERTZ, AIA

ASSOCIATE EDITORS

GERALD ALLEN
GRACE M. ANDERSON
BARCLAY F. GORDON
CHARLES E. HAMLIN
CHARLES K. HOYT, AIA
WILLIAM MARLIN

ASSISTANT EDITOR

JANET NAIRN

PRODUCTION EDITOR

ANNETTE K. NETBURN

DESIGN

ALEX H. STILLANO, Director
ALBERTO BUCCHIANERI, Associate
ANNA-MARIA EGGER, Assistant
MURIEL CUTTRELL, Illustration
J. DYCK FLEDDERUS, Illustration
JAN WHITE, Consultant

EDITORIAL CONSULTANTS

EDWARD LARRABEE BARNES, FAIA
JONATHAN BARNETT, AIA, Urban design
GEORGE A. CHRISTIE, JR., Economics
ERNEST MICKEL, Hon. AIA, Washington
PAUL RUDOLPH, FAIA
Foreign architecture:
L'Architecture d'Aujourd'hui, Paris

McGRAW-HILL WORLD NEWS

RALPH R. SCHULZ, Director
9 domestic and 10
international news bureaus:
Bonn, Brussels, Buenos Aires,
London, Milan, Moscow, Paris,
Singapore, Tokyo, Toronto.

SALES MANAGER

LOUIS F. KUTSCHER

CIRCULATION DIRECTOR

HUGH S. DONLAN

ASSISTANT TO THE PUBLISHER

ELIZABETH HAYMAN

PUBLISHER

BLAKE HUGHES

THE RECORD REPORTS

13 Editorial

When you get a letter from NCARB,
please fill in the coupon and return it

4 Letters/calendar

33 News in brief

Short items of
major national interest.

34 News reports

Congress finally passed an energy bill,
calling for energy conservation
in new buildings and encouraging
retrofit for old. New tax revisions
hit real estate tax shelters,
offer incentives for historic
preservation. Welton Becket Associates
design a World Trade Center
for Moscow.

37 Human settlements: world news

41 Buildings in the news

John F. Kennedy Memorial Library,
Dorchester, Massachusetts. Royal
Saudi Air Force Headquarters,
Riyadh. Architecture and Design
Building, The University of Michigan,
Ann Arbor.



43 Required reading

ARCHITECTURAL BUSINESS

67 A suggested method for documenting value management

H. Maynard Blumer, AIA-FCSI,
offers a method for organizing,
documenting, and presenting
value engineering information.

73 Building costs

The just-published *1977 Dodge
Construction Systems Costs* speeds
cost estimating.

75 Building activity

Making plans for 1977?
George A. Christie, vice president
and chief economist for McGraw-Hill
Information Systems Company,
forecasts a modestly improved
building market for 1977.

FEATURES

The Mexican Minimalism of Ricardo Legorreta

Of all the Mexican Minimalists influenced by the famous master Luis Barragán, Ricardo Legorreta is the best known architect and the most prolific. The newly opened Camino Real Hotel in Cancún and the IBM plant in Guadalajara are the most recent illustrations of Legorreta's firm's work, described in an essay by architecture critic C. Ray Smith.

Koplik house

Earl Comb's design for a vacation house on Long Island's South Shore employs unusual forms and symmetrical planning to produce spaces that are inventive and fun.

Drawing from NIAE

A collection of architectural drawings by students competing in award programs sponsored by the National Institute for Architectural Education. A description of NIAE's programs past and present by Tom Flagg accompanies the drawings.



A friendly neighborhood skyscraper

Something svelte of build and spiffily garbed is standing on the corner of New York's First Avenue and 44th Street, beckoning, "Come up and see me sometime." Many are finding it hard to resist One United Nations Plaza by Kevin Roche John Dinkeloo and Associates.

BUILDING TYPES STUDY 494

- 125 Airports**
Considering the almost \$6 billion to be spent just by the Federal government in the United States, coupled with growing demands abroad, design firms of every size can expect to be kept busy with airport construction for the next five years—and beyond. Especially at home, the scope of such projects is changing. What will the upcoming work be like?
- 127 Basic renovation**
New graphics for Miami International Airport, Miami, Florida, by Architectural Graphics Associates
- 128 Clearsighted addition**
International Satellite Facility, Miami International Airport, Miami, Florida, by Harry Oppenheimer, Ross & Associates, architects.
- 132 Big expansion for a little site**
Pan American Terminal Addition, J.F. Kennedy International Airport, New York City, by Tippetts-Abbett-McCarthy-Stratton, architects and engineers.
- 134 Expansion and reconstruction**
Baltimore Washington International Airport, Anne Arundel County, Maryland, by Friendship Associates, architects and engineers.
- 136 Superimposed function**
Federal Inspection Station, American Airlines Passenger Terminal, J. F. Kennedy International Airport, New York City, by Heery & Heery, architects and engineers.
- 137 . . . and a summary of re-use techniques**
Passenger Terminal, Toledo Express Airport, Swanton, Ohio, by Parsons Brinckerhoff, Quade & Douglas, architects.
- 138 New airport with a big commitment**
Lubbock Regional Airport Terminal, Lubbock, Texas, by Hellmuth, Obata & Kassabaum/Whittaker & Hall, architects and engineers.
- 140 New airport**
Lincoln Municipal Airport Terminal, Lincoln, Nebraska, by Davis, Clark and Associates, architects and engineers.

ARCHITECTURAL ENGINEERING

- 141 Load-bearing brick walls offer economic and esthetic benefits**
When architects Neuhaus + Taylor decided to use brick for both faces of the exterior wall of Halbouty Center, cost figures, based upon a structural design by Krahl & Gaddy, showed considerable cost saving in making the exterior and the core walls load-bearing.
- 143 The ASHRAE Energy Standard for New Buildings: A Digest**
In the second (concluding) part of this article, engineer William Tao presents a table of required thermal factors for the major cities, along with the sections of the standard on lighting, alternate design approaches, and non-depletable energy sources.
- 149 Product reports**
- 151 Office literature**
- 179 A/E update**
- 193 Record impressions**
- 198 Classified advertising**
- 202 Advertising index**
- 205 Reader service inquiry card**

NEXT MONTH IN RECORD

Despite increased costs in all aspects of manufacturing, there have been billions of dollars allocated for new and expanded plant facilities. Projects in this study have been selected for their individualistic architectural and engineering approaches to problems that continually plague manufacturing companies, both in the United States and abroad.



Scaled to today's emerging office environment, the new 500 Series from All-Steel offers uncompromising comfort... unsurpassed All-Steel quality. 28 models; a full selection of fabrics, vinyls, shell colors and base options. Write for information. All-Steel Inc. Aurora, Illinois 60507.



When you get a letter from NCARB next month, please fill in the coupon and send it back . . .

Late in October or early November, the National Council of Architectural Registration Boards is going to send a small booklet to "every registered architect in the nation." The booklet is intended to inform architects of NCARB's role: "It is a humbling experience," says president Charles Blondheim, "to be asked by a registered architect 'What's that?'" The booklet is also intended to build support among architects for "what NCARB stands for." Says Blondheim: "Traditionally, we have been inclined to think of NCARB's niche in architecture as being rather narrowly confined to the registration of practitioners. The fact is, however, that our responsibilities, when considered in the context of society's growing needs and expectations, are of necessity quite broad. Indeed, what makes NCARB unique today is both its mandated and strongly implied concern for the architect at every step of his/her career. We are legitimately concerned with the architect's education, training, registration and, more and more, his/her professional well-being over the long term."

What are the services of NCARB? As outlined by Blondheim:

1. Certification. "By the end of this year, the number of architects who hold the "Blue Cover" is expected to top 15,000. . . . As a practical matter, the Blue Cover [officially, the Council Record, a detailed documentation of a person's "education, training, experience, examination, registration, and character"] facilitates an architect's request for reciprocity by a state in which he is not licensed.

2. "Development, writing and evaluation of the Professional Examination and the newly evolving Qualifying Test (for those who are not graduates of an accredited school of architecture) . . . [RECORD, August 1974] . . .

3. "The Intern-Architect Development Program, whose NCARB-administered pilot program is now being tested in three states in anticipation of its adoption nationwide [RECORD, September 1974] . . .

4. "Professional conduct, as it pertains to the NCARB Member Boards statutory concern for the health, safety and welfare of the public . . .

5. "International reciprocity, as a subject of study and as a long-term goal, and . . .

6. "Professional development, as a measure of enhancing competence and elevating

standards"—an area where NCARB hopes to work increasingly closely not just with AIA, but with the NAAB, the ASCA, and ASC/AIA."

As an admirer of the strong and active role that NCARB is taking in the profession lately, I think it's great that this long-sort-of-silent organization is reaching out and taking some strong stands (indeed, as in the case of the new professional exam, some controversial stands) on the development as well as the certification of architects. It is also clear that this kind of activist thinking has done a great deal to build an absolutely critical consensus among the various state registration boards on the essential questions of "what makes a good architect."

And so I hope you will read the mailing from NCARB's Washington headquarters that is scheduled to reach you in the next month. And I hope (as you will be requested to do) you'll take the time to fill out the return coupon, which will ask you, in effect, where you're working, what kind of organization you're working in, and what kind of work you're doing. The goal is to establish a truly accurate national roster of registered architects. In compiling the mailing list, NCARB obtained up-to-date lists from its 55 Member Boards (the 50 states, the Canal Zone, the District of Columbia, Guam, Puerto Rico, and the Virgin Islands) and undertook to eliminate duplications (for example, an architect registered in 10 states would appear on 10 state rosters). By this process, NCARB now figures there are close to 60,000 registered architects—a number which seems much too high to a lot of experienced hands and researchers who have been around the industry for a long time. There are lots of possible reasons for possible duplications: something data processing experts call variations in match codes, architects registered as John C. Smith in one state and J. C. in another, complications caused by architects residing in one state but registered in another, and so on. But it would be nice to know for sure—an accurate roster (who'd have thought we didn't have one) would indeed be, as NCARB suggests, "a unique and profoundly promising resource." One way you can help is by returning your coupon promptly, filling it out with care, and letting NCARB know if you, for instance, get two mailings (or don't get any).—*Walter F. Wagner Jr.*

What makes The faster and easier?

...Rapidograph, Rapidometric, Rapidograph SL

Finest precision, highest quality Technical Pens offer the most complete range of line widths. Points available in hard chromed stainless steel, sapphire jewel and tungsten carbide.




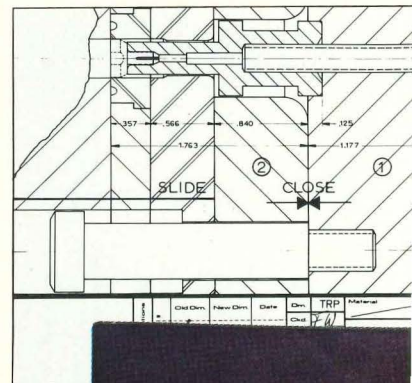
...Pelikan and Koh-I-Noor Drawing Inks

Specially formulated for the most exacting requirements.



...Rapiddraw Drafting Film

A virtually indestructible film with a fine-toothed surface for maximum precision and reproducibility in engineering drawings.

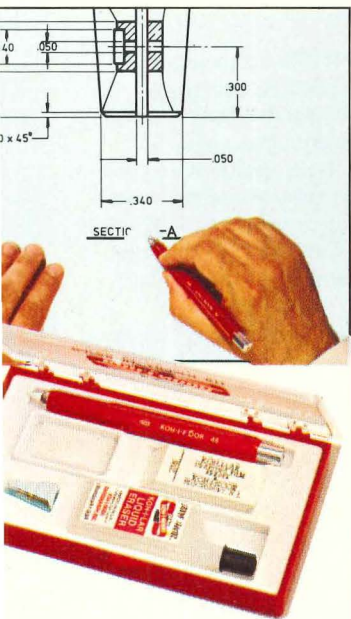


RAPIDRAW™ System

Learn how The "Rapiddraw" System can help you save money and achieve best quality engineering drawings, call Koh-I-Noor on our toll-free number 1-800-631-7646 or collect 201-479-4124.

Koh-I-Noor Erasing System

Erases can be made on the film with confidence and ease without damaging the film surface, as often required.



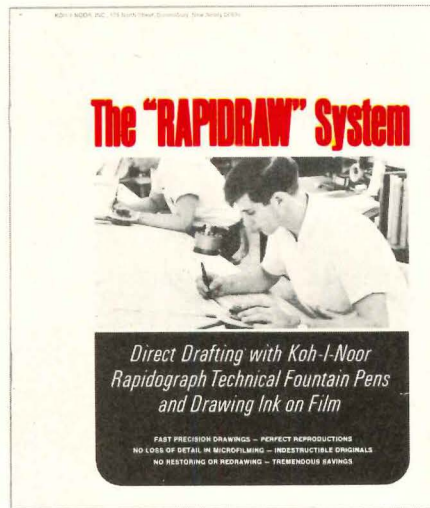
...System accessories

Designed to make drafting with ink on film even easier than you might suppose.



What makes us the authority?


Koh-I-Noor has developed Rapiddraw, a System of totally integrated instruments and materials, providing a remarkable simplification of drafting techniques. This System makes direct ink drafting on film the most practical method to achieve precision engineering drawings, as confirmed by leading industries. We would like to give you a free manual completely describing our System.



YOU GET MORE FROM
KOH-I-NOOR®
 The "Breakthrough" Company

Koh-I-Noor Rapidograph, Inc., 100 North Street, Bloomsbury, N.J. 08804
 In Canada: Koh-I-Noor/Canada/Ltd., 4180 Ave. de Courtrai, Montreal, Quebec H3S 1C3.

You can't make the pros until you shine in the Little League.




In sports lighting, Wide-Lite has made it. All the way to the Detroit Lions' new Pontiac Stadium.

But whether it's a big-time stadium or a small town ball park, we get the same question: "How much does it cost?" Our best answer is "How much does it save?" For instance, our HID floodlights can light a little league ball field beautifully, and still save over \$3,000 per year on electricity alone.


That's based on a typical application where 18 Wide-Lite® 1500-watt floodlights easily replaced 120 quartz incandescent fixtures for the average 400 hours use per year. The incandescents used 79,000 kilowatt hours. Our floodlights with metal halide lamps, only 11,800 kilowatt hours. At five cents each, the 67,200 kwh savings add up to \$3,360.00. For one small field, in a single year.

"Wide-Lite" HID floodlights come with all the low-maintenance, high-performance features that make them the choice of champions, large and small. Tempered glass lenses, resistant to heat and impact. High-temperature gaskets to seal out dust, moisture, and insects. High-grade anodized aluminum reflectors to assure maximum efficiency. And a standard, published 3-year guarantee.

Write for our free brochure. It gives all the impressive statistics on our starting lineup; the floodlights that save money for everybody from the Sisterdale Spartans to the Detroit Lions.



WideLite

P.O. BOX 606, SAN MARCOS, TEXAS 78666
WIDE-LITE® PRODUCTS ALSO MANUFACTURED IN AUSTRALIA,
BELGIUM (FOR EUROPE), CANADA, MEXICO, GREAT BRITAIN,
VENEZUELA AND SOUTH AFRICA.
A COMPANY OF THE  ESQUIRE LIGHTING GROUP

For more data, circle 7 on inquiry card

New worlds need Glidden.



Our latex and alkyd systems save hours for you, years for your customers.

Today's elegant suburban worlds revolve around cluster structures of warm, "natural" combinations of varied wood and masonry textures.

This trend brings you profitable new business — *if you keep your costs down*. You can. With Glidden. Three ways:

- Single source convenience. Natural textures present painter challenges — inside and outside. One source, Glidden, has every coating you need to do the whole job. Semi-transparent and opaque latex stains, latex and alkyd interior and exterior paints, masonry and metal coatings. You save your time, and workers' time, with the right coating (and right price) from nearby Glidden.

- Technical service backup. When you run into problems you haven't faced before, call on Glidden technicians who have faced and solved them.
- Free color styling and decorator help. From professionals of the Glidden Color Studio. Puts the "icing" on your bid to help sell the job. Tell us about the job you're after. We'll tell you how we can help you get it.




SCM **GLIDDEN COATINGS & RESINS**
ARCHITECTURAL & MAINTENANCE
SCM CORPORATION, CLEVELAND, OHIO 44115

Want to see a building come to life?



Put on our glasses.



Architect—Laitala, Freeman,
Smith, Fowler
Lansing, Michigan

Reglazing with LOF's Vari-Tran® can make an old building feel young again.

When the location is right, but the building isn't, a face-lift just might be the answer.

It happened in Lansing, Michigan. An old department store became a "new" office building, and its owners couldn't be happier with the result. The Plaza I is already near full occupancy.

But there's another side to Vari-Tran coated glass you might find equally interesting. Besides raising your clients' property values, it can mean good public relations for your firm. Everyone takes notice when creative architecture comes to the rescue of older neighborhoods.

And, available in five attractive


hues, glass with Vari-Tran coating can help add the kind of excitement that calls attention to a building and its occupants.

There's more to Vari-Tran than just an attractive appearance, however. With its wide variety of light transmissions and shading coefficients, it can also substantially cut heating and air conditioning costs.

Find out more about reglazing with Vari-Tran coated glass by writing Ralph Hayward at Libbey-Owens-Ford Company, 811 Madison Avenue, Toledo, Ohio 43695.

LOF

For more data, circle 9 on inquiry card



The Pillar

Our Performance Certification label on a carpet gives you durability standards that are a pillar of strength.

Here's why.

Dow Badische fibers and yarns that go into Performance Certified carpets have been specially developed for esthetic appeal and durability. Then, the construction of each carpet has been engineered to exact specifications for a specific end-use. And finally, the carpets have all had to pass many stiff lab tests at Dow Badische to make sure they live up to our exacting performance standards after installation.

Next time you specify contract carpet for a specific end-use, think carpets that carry the Dow Badische Performance Certification label. You'll find that label a trustworthy support.

If you would like personal help in solving particular specifying problems, contact our Contract Carpet Consultants Service and ask for our Performance Certification Booklet and Contract Carpet Selection and Specifications Guide.



**Dow Badische Company, Create Center
Williamsburg, Virginia 23185
(804) 887-6573**

**PERFORMANCE
CERTIFICATION**



Dow Badische produces acrylic and nylon fibers and yarns especially engineered for carpets of beauty and performance.

For more data, circle 10 on inquiry card

We had the guts to make the best even better.

We gave new Aquarian II a better spout ring. A finely-honed bearing surface. A precision-machined manifold. Along with the finest disc cartridge on the market.


Hundreds of Aquarian II fittings were field-tested nationally. The installing contractors endorsed the product thoroughly. Aquarian II set a new standard of excellence for the industry. Excellence your customers will see every day.

Call your American-Standard distributor and judge for yourself.

 **AMERICAN STANDARD**
Where quality is a beautiful thing.



New! Improved Aquarian II.



AQUARIAN

Leakproof. Watersaving.
3.5 GPM. Sealed-in ceramic disc cartridge for years of trouble-free service.

Closer tolerance. Positive seal.
Precision-machined manifold of solid brass stock plus self-lubricating, extra rugged spout O-rings.

Reduced drag and wear.
Finely-honed spout ring bearing surfaces for O-ring seal. Of corrosion-free brass.

Efficient water control.
Polished gem-hard ceramic discs sealed inside the long-life cartridge.

Positive water shut-off. Washerless.
Ceramic discs are unaffected by sand, silt, grease.

All product names are trademarks of American Standard Inc.

For more data, circle 11 on inquiry card

Fesco-Foam roof insulation will save the owners of the building on this site \$21,800 the first year and \$70,514 in 20 years.

Here's a perfect example of how spending a little more on the front end can lower building costs substantially in the long run.

Assume a 200,000 square foot, single-story office building in Denver, Colorado.

By simply upgrading the roof insulation to J-M C-10 Fesco-Foam, at a one-time added cost of \$70,000, a savings of \$90,000 can be made in heating/air-conditioning equipment alone.*

Fuel costs will also go down dramatically— with savings of \$1,800 the first year and \$50,514 over the 20-year life of the roof. This is based on an escalation of 10% in fuel costs over the next 5 years. Net savings will add up to \$70,514 with a present worth value of \$40,629 based on a 10% interest rate.*

Gone are the days when building design can be


Savings are based on optimum design criteria. Actual savings may vary depending on calculations.

dictated by initial cost only.

Now— primarily because of the energy shortage—the smart building owner/designer must change design criteria... must look beyond the cost of erecting a building and consider everything that will affect the total cost over its projected life.

Which means the building will probably cost more to begin with. But it's an investment that will pay off in savings and comfort in the years that follow.

If you're in doubt, ask us for proof. Call your nearby J-M District Office or contact Peter McCracken, Johns-Manville, Box 5108, Denver, Colorado 80217, (303) 770-1000.



For single-source built-up roofing systems.

JM Johns-Manville

JA 75-15RL2

For more data, circle 12 on inquiry card

Multi-use auditorium makes extra class space, serves community too

There's a revolution underway to make better use of space in schools.

This auditorium is a good example.

"We've been using our auditorium for over four years and the multi-use concept has been a real success," Mr. Alfred Hinton, principal of Forest Brook High School tells us.


"We use the four rear rooms for health classes. There is no interference. At the same time, another group can be meeting in the front section.

"It is easy to make various size rooms available to the public for evening meetings," he reports. "To separate the front from the rear, we just turn a key and the wall moves into position automatically.

"The best part," he says, "is that any combination

of rooms can be used at any time successfully, and each group gets the privacy they deserve."

For more information, write Modernfold, P.O. Box 310, New Castle, Ind. 47362. Ask for "School Space Multipliers."






Hallway giving access to rear rooms is located in permanent divider wall.



Capacity of auditorium at Forest Brook High School, Houston, Texas, is 999. Front section seats 519. Each of four rear rooms seats 120. Modernfold operable walls make changes easily and quickly.

Modernfold
An American-Standard Company

For more data, circle 13 on inquiry card




New Facades for Old Buildings

Forms & Surfaces develops imaginative new facades for old buildings with Warnel Metal panels, offering design flexibility and custom details to meet individual project requirements. The City National Bank Building in Beverly Hills achieved its handsome new look with hydroformed Warnel Metal panels within a limited budget and a very rigid installation schedule. Large prefabricated wall units allowed simple, fast erection. Hydroformed textured metal was light in weight, required no added structural reinforcement, and assured a flat appearance without requiring heavier gauge metal.


Architects Maxwell Starkman AIA & Associates

FORMS + SURFACES


How Bell's Building Industry architectural integrity



The Inn at Loretto, Santa Fe, New Mexico. A new Best Western hotel.



The new Children's Hospital National Medical Center, Washington, D.C.



The MetroCenter, Phoenix, Arizona. A new 312 acre Westcor shopping mall.

Consultants help you save and the budget.

When a Bell Building Industry Consultant sits down with you at the design concept stage, you may be saved redrawing, respecifying and even renovating a new structure.

At The Inn at Loretto, for instance, Roger Bybee, the hotel's consulting electrical engineer had this to say: "In working with Bell's Building Industry Consultants, we got away from the 'stock plan' approach to construction, and designed a system specifically tailored to the architectural concept of the project."

Noel E. Kroncke, administrator, Children's Hospital National Medical Center, and Leo A. Daly III, vice president of the architectural firm of Leo A. Daly, agreed: "The Building Industry Consultant provided Children's Hospital with a preplanned telecommunications capability that is as adaptable as the building itself. The system will accommodate whatever future needs hospital management can envision."

Alfred H. Fast, project architect for Westcor, assessing Bell's contribution to the MetroCenter shopping mall: "Because of the Building Industry Consultant, we're not going to face redundant situations—tearing up concrete or knocking down walls because adequate provisions weren't made in the initial stages."

In every case, the Bell team took total responsibility for communications design, installation, maintenance and repair. So before you begin your next project, call 201-221-4000 collect. And we'll put you in touch with the Building Industry Consultant in your area.

When you work with the Bell System, Bell is the only communications company you have to work with.

TOTAL RESPON- SIBILITY



Bell System



How Robinson's saves



Metalarc lamps help cut lighting energy use 41%—and make the merchandise look great.

Department store lighting: if it helps move the merchandise, it's good. If it doesn't, it isn't.

But today, it has to save energy, too.

This is how Sylvania Metalarc lamps helped give the best of both worlds to J. W. Robinson's

158,000-square-foot Westminster, California store.

Robinson's didn't decide on the lighting for this store without a lot of planning and testing first.

The tests took place in a 3,000-square-foot lighting lab in the main store. They tested many kinds of lighting for color, energy use, dramatics. And, of course, customer reaction.

The winners? Sylvania 175-w



\$45,000 a year on its light bill.

Metalarc/C lamps for primary illumination. Clear Metalarc lamps for corner displays. Incandescent and fluorescent lamps for accent and supplemental lighting. Metalarc lamps' excellent color rendering, point-source illumination and efficient energy use make an unbeatable combination. All told, the Westminster store requires only 2.98 watts per square foot for lighting. That's

41% less than the average 5.1 watts in the company's older stores.

70% more from every lighting watt...

\$45,000 less per year to light this modern store.

To say nothing of the capital saving because of fewer fixtures.

Sylvania Metalarc lamps made a large portion of these savings possible.

How do you light a department store from scratch?

Start with Metalarc lamps...

For more details on these or any other Sylvania HID lamps, see your Independent Electrical Distributor. Or write Sylvania Lighting Center, Danvers, Massachusetts 01923.

GTE SYLVANIA

Park Ridge Hospital prevents epidemic of slapped-up signs with integrated signage system.



The interior of Park Ridge Hospital—a warm, harmonious blend of wall colors, textures and carpeting—is therapy in itself.

Located in Greece, New York, and serving the Greater Rochester area, the hospital was dedicated in September 1975. A two-building complex, it covers approximately 300,000 sq. ft. The medical building contains 194 patients' rooms—all private—in addition to offices, conference rooms, labs, therapy departments, etc. It is connected to the adjoining Supply, Processing and Distribution building via a glass-enclosed walkway.

Signage as a subsystem

A hodge-podge of signs, slapped up as an afterthought to construction,

would have seriously marred the hospital's handsome interior. But the architects and hospital administrators, aware of the need for an efficient traffic moving system, wrote a complete signage program into their initial plans.

Matthews was called in a year before the building completion date to design and fabricate a total, integrated signage system for both interior and exterior traffic control.

Over 300 individual signs—interior and exterior—were installed. Most were fabricated of damage-resistant NOMAR fiber reinforced polyester. All of the signage is tastefully understated but highly functional, with complete continuity of color and letter style.

Matthews. Total responsibility for total signage systems. Write for further details to Jas. H. Matthews & Co., 1315 West Liberty Ave., Pittsburgh, PA 15226.

Architect: Stevens, Bertin & O'Connell, Rochester, NY
Construction Mgmt. Firm: John W. Cowper, Buffalo, NY
Signage Contractor: Empire Sign Co., Inc., Rochester, NY

JHM MATTHEWS Architectural Division

For more data, circle 16 on inquiry card

1., 2., 3., 4., 5. and 9. NOMAR with screened graphics embedded. 6. Cutout aluminum logo. 7. NOMAR post and panel assemblies with surface applied reflective pressure-sensitive legends. 8. Reverse screen process on acrylic identifies patients' rooms. Slide-in cards and strips for adaptability.



When you expose our new silicone foam to 2,000 F for 3 hours, something incredible happens. Nothing.



Only new Dow Corning® RTV silicone foam firestop can make that statement. And back it up.

Factory Mutual Research tested it.

In full-scale functional tests (ASTM-E119-73) conducted by Factory Mutual Research in October and December 1975, Dow Corning silicone foam withstood temperatures of over 2,000 F during a 3-hour test in both wall and floor configurations. The foam showed slight charring, but it did not melt, burn, pass fire or emit smoke.

No toxic fumes.

A major problem with traditional firestop sealants is that even if they don't burn in a fire, they release quantities of toxic fumes. Stable Dow Corning RTV silicone foam greatly reduces this toxicity, and reduces the total amount of smoke combustion products released.

Fast, easy installation.

To seal cable gaps, simply inject the easy-to-mix liquid components into the dammed penetration. The material expands to three or four times

the volume of its liquid constituents and sets up in 3 to 4 minutes. Excess can be trimmed off with a knife. That's all there is to creating an airtight fire penetration seal.

The safety factor.

Many cases of fire spreading through cable penetrations have resulted in loss of life and millions of dollars of equipment, property, and revenue.

Dow Corning RTV silicone foam is an effective, economical firestop. And if you're not sure how important that is, ask your insurance man. He'll tell you how you can save in case of an actual fire.

Dow Corning RTV silicone foam. More than 2,000 F for over 3 hours. Incredible.

For more information and specifications, write Dow Corning Corporation, Dept. A-6403, Midland, Michigan 48640.

DOW CORNING


DOW CORNING

Soundsoak™ Wall Panels from Armstrong. Their quiet good looks are almost as pleasing as their acoustical efficiency.

The wall that contributes to beauty doesn't always contribute to silence. Carpeting or other fabrics, for instance, may look terrific, but their effect on interior noise leaves a lot to be desired.

Soundsoak Wall Panels are another story. Because only after we made them absorb noise did we make them radiate beauty. And we made them do both by taking perforated mineral-fiber board and covering it with a soft modacrylic fabric. What results is a 3/4-inch panel that absorbs 60% of the sound that strikes its surface—a fabric surface blending fibers of various colorations with vertical embossing in an attractive

visual. Available in twelve updated natural and accent colors. Soundsoak Wall Panels are 30 inches wide and 9 feet high. They can be easily installed on interior plaster, drywall surfaces, brick or block walls by simply attaching aluminum splines and locking the panel edges around the splines for total concealment.



And whether you're concerned with new construction or renovation, you'll be hard pressed to find anything else that provides such a striking effect on the eye and such a quieting effect on the ear.

To learn more, write Armstrong, 4206 Rock Street, Lancaster, Pa. 17604.

For more data, circle 1 on inquiry card



FROM THE  INDOOR WORLD® OF
Armstrong

The next two years will see "continued recovery" in construction, followed by three years of "sluggish growth," according to a forecast published by the F. W. Dodge Division of the McGraw-Hill Information Systems Company. Much of this activity will occur in the area of nonbuilding construction, which is expected to increase its share of total construction from an historical 22-24 per cent to 30 per cent. Over the next two years nonresidential building is expected to follow the recovery of residential building, but Dodge predicts that the cycle will flatten out in 1978. Dodge also predicts that the South will be the nation's most active growth region, by 1981 representing as much as 33 per cent of total construction demand.

Congress has finally passed an energy bill to force energy conservation in new buildings, and to encourage retrofit in existing ones. The Department of Housing and Urban Development will develop performance standards which will be mandatory in all code jurisdictions. Details on page 34.

July contracts for new construction totaled \$9,774,133,000, a nine per cent increase over the July 1975 figure, according to the F. W. Dodge Division of the McGraw-Hill Information Systems Company. Housing contracts totaled \$4,148,869,000 for a 35 per cent increase over last year's figure. Reporting that starts for one-family houses have leveled off at about 1 million, Dodge's chief economist George A. Christie adds that Dodge figures indicate "the incipient recovery of apartment building," reflected in the sizable gain in apartment starts shown in July. Nonresidential building, at \$3,031,362,000, was off one per cent from last year's figure, and nonbuilding construction fell eight per cent to \$2,593,902,000.

Congress has sent to the President a tax revision bill eliminating real estate tax shelters and fostering the preservation of historic buildings. Details on page 35.

A World Trade Center, American style, is planned for the banks of the Moscow River. Welton Becket Associates designed the \$190-million complex. Details on page 35.

Michael Tenenbaum, Elliott L. Richardson and Richard S. Cornwall will be keynote speakers at the Building & Construction Exposition & Conference, a three-day meeting sponsored by the Producers' Council to be held in Chicago next month. Details on page 35.

Richard Bender has been named dean of the College of Environmental Design at the University of California in Berkeley. Mr. Bender, who has been chairman of the school's department of architecture, succeeds William L. C. Wheaton, who continues as professor of city and regional planning.

The Museum of Modern Art has appointed J. Stewart Johnson Curator of Design. Mr. Johnson was most recently Curator of Decorative Arts at the Cooper-Hewitt Museum of Design in New York City.

Architect Joel Rudick has been designated chief of the Interior Planning and Design Branch of the GSA's Public Buildings Service. Details on page 35.

The Milwaukee Art Center has established the Prairie Archives, a center for the collection and study of Midwestern architecture of the Prairie School. The archives will not only provide materials for scholars but will also undertake the study of archival techniques for architectural collections.

The American Institute of Architects, vocal supporter of energy conservation, will put its own house in order. A special task force will analyze opportunities for saving energy in the Institute's Washington headquarters, and in the Octagon, with the stated goal of reducing energy consumption by 60 per cent. Herbert E. Duncan, Jr., FAIA, heads the task force, whose other members are Robert A. Burley, AIA, and David L. Perkins, FAIA. They will submit their report by the end of the year.

The Advisory Council on Historic Preservation has published "Adaptive Use: A Survey of Construction Costs," a comparative study of 36 completed samples of recycled buildings. The costs of each of these are compared with the others and with the average cost of new construction of similar building types. The report is available free from the Advisory Council on Historic Preservation, 1522 K Street, NW, Washington, D.C. 20005.

The AIA and Sweet's are together conducting a test for a new source of building product information for architects, engineers and contractors. A trial volume of generic product information, obtained from trade associations, will be circulated to design and contracting firms for evaluation. The test will involve information only from associations representing manufacturers of concrete, cement, stone, masonry and wood products.

On Capitol Hill for years, legislation requiring new building-modifying modifications in existing ones has finally cleared Congress and won approval from the White House.

Acceptance of the far-reaching proposals was a major victory for the American Institute of Architects, which has been the most active booster of energy savings in the built environment. AIA and other proponents of the energy legislation believe the nation's energy consumption will be reduced by the equivalent of millions of barrels of petroleum as a result of the new laws.

Architects should also see a new spurt of business from owners seeking more sophisticated designs and retrofit.

The most significant feature of the new legislation package orders the Department of Housing and Urban Development to formulate performance standards for energy conservation in new buildings. Once written, these standards must be adopted by code authorities in all jurisdictions and thus will become the nation's first Federalized and nationwide building code (unless standards for mobile homes are counted).

The standards will apply to houses and to larger buildings equally—and jurisdictions failing to go along may find all construction halted: the law specifies that borrowers for buildings in non-complying jurisdictions cannot be served by Federally guaranteed or Federally chartered lending institutions.

New York gallery devoted to architectural drawing

New York's Spaced gallery, the brainchild of architect Judith York Newman, is dedicated exclusively to the exhibition and sale of architectural drawings, prints, photographs and models.

Though the gallery offers samples of conventional architectural drawing, its major exhibits are more likely to revolve around the nonprofessional art of architects—though not simply the architect as weekend painter. The current Spaced show of the drawings and watercolors of Victor Lazzaro is a case in point—curious, not to say mysterious, fusions of natural and built environments that could spring only from the imagination of an architect. (Mr. Lazzaro, who formerly practiced architecture in Connecticut, now teaches architectural drawing at Pratt Institute. A detail of his ink drawing *Walled City* is shown here.)

The exhibit remains in place through October 21 at 165 West 72nd Street, New York City (also Mrs. Newman's architectural offices). It will be followed by an exhibition, through November, of mazes and toys designed by architect Rolf Myller.

Strong sanctions were favored by the AIA, but opposed by most groups representing construction, financial and real estate interests. As a result, the final language softens the impact of sanctions. The sanctions can only be activated if Congress expressly permits them with a special resolution. And a borrower in a noncomplying jurisdiction can independently seek certification that his design meets or exceeds the standards and thereby regain his borrowing rights.

HUD is already preparing to develop the standards and is asking Congress for a special appropriation to cover its costs, plus the related expenses of the Energy Research and Development Administration, National Bureau of Standards and the soon-to-be-created National Institute of Building Sciences—all of whom will assist in the work.

The standards, under the law, must be prepared within three years. Jurisdictions will have another six months to study and adopt them before sanctions could be imposed.

Other provisions in the law will have more immediate, though less significant, impact than the standards clause. These include:

- \$200 million in grants to pay for the distribution and installation of insulation materials for existing dwellings occupied by low-income families;
- another \$200 million for a research program designed to determine which method of financial assistance would be most effective in encouraging homeowners to retrofit their houses for greater energy efficiency—the options

are loan guarantees, tax credits and grants;

- a \$2 billion program of Federal loan guarantees for large energy users such as local governments, nonprofit hospitals and educational institutions for making energy efficiency improvements to existing facilities;

- a Federal Energy Administration program to demonstrate ways of improving electric utility load management and other rate-making changes to encourage efficient use of electricity in buildings;

- \$37 million for FEA to use in helping to commercialize solar energy equipment and for a grant program for HUD to support the retrofit of houses with solar systems;

- \$7.5 million for FEA to create an "extension service" of agents to counsel home and building owners on efficient energy consumption.

Sen. Edward M. Kennedy (D-Mass.) was the Congressional mastermind for lumping all the provisions together. He had originally proposed that the government guarantee up to \$10 billion in loans for all owners willing to undertake energy conservation improvements in existing structures.

Despite its importance, the energy conservation legislation was not widely reported when it was enacted. The reason: the energy conservation efforts were tied to controversial legislation extending the life of the Federal Energy Administration for 18 months and removing price controls on petroleum from certain oil wells.

Without Kennedy's high-risk strategy of lumping all the energy conser-


vation measures with the FEA proposals, it is unlikely the legislation would have won approval this year at all. A standards portion of the measure, for instance, had its beginning two years ago as Title X of the Administrative proposed Housing Act of 1974.

The proposal first passed the House last summer and included tough borrowing sanctions. A House version, without the sanctions clause, followed, but conferees were unable to come to an agreement. More than the retrofit provisions had only cleared the Senate, but House committees have been slow to take them up.

Success in getting the proposal through is attributed to two things. First, the Congress was in a hurry to finish with the FEA extension bill and could adjourn for the Republican nominating convention. And second, the last-minute compromises—such as the weakening of the sanctions clause—allowed many one-time foes of legislation to accept the measure.

The opposition was led by the U.S. Chamber of Commerce's Construction Action Council, a group close to material suppliers and contractor associations. Council Director Harvey G. Hallenbeck, Jr., reported, however, that his group found itself in agreement when the bill finally went through Congress.

This probably means that the force of the legislation will go into effect without hindrance by former foes—an important factor if the law is to have its intended purpose. *William Hickman, World News, Washington.*



Georgia AIA chapter takes county to court

The Georgia chapter of the AIA recently filed for a permanent injunction against Gwinnett County in Gwinnett County Superior Court for violating state registration laws that require architects and engineers be certified. The case is still under consideration by the court.

Earlier, a temporary injunction was denied by the court. If the permanent injunction is also denied, the chapter will appeal to the Georgia Supreme Court.

The action resulted after Gwinnett County, which is north of Atlanta, awarded a contract for an 11,000-sq-ft fire station, but, according to a source, did not have a certified architect or engineer. Furthermore, he said, the submitted specifications were limited and incomplete.

The source said that the injunction laws have been in effect in Georgia since the 1930s. Explaining the judge's denial of a temporary injunction, he said, "In smaller communities, the judge can see the viewpoint easier than he can in Atlanta." —*Brenda Lloyd, World News, Atlanta.*

Producers' Council names conference keynoters

Michael Tenenbaum, president of Inland Steel Company, Elliot L. Richardson, Secretary of Commerce, and Richard S. Cornwall, president of Inland Business Credit, Inc., will open the three-day Building & Construction Position & Conference, sponsored by the Producers' Council. They will speak at a special Keynoter Session on November 17 at McCormick Place in Chicago.

On the morning of November 19, a special Energy Keynote session, "Perspectives on Energy," will be addressed by Dr. Robert C. Seamans, Jr., Director of Energy Research and Development Administration.

Technical issues, in addition to technical material discussed at regular sessions, will be covered in a special program, "Energy-Rama." This program will offer a continuous series of half-hour papers and presentations over four sessions, extending over the last three days of the conference.

The BCEC, held this year for the first time, will revolve around the theme "Promotion & Performance: Your Blueprint for Profit!" and is intended to bring together all elements of the building industry—the design professions, manufacturers of building materials and equipment, owners, developers and financiers, the law, labor and the government.


Regular conference sessions will cover such matters as the design, financing and marketing of commercial and residential buildings, as well as modernization and recycling of older buildings, energy conservation, overseas and government construction, and the marketing of professional services.

Exhibit and attendance information can be obtained from the Charles Row Organization, 331 Madison Avenue, New York, New York 10017. G. Robinson, Producers' Council, 7 Massachusetts Avenue N.W., Washington, D.C. 20036 can supply information on the conference.

Architect Joel Rudick appointed to PBS post

The General Services Administration has named architect Joel Rudick chief of the Interior Planning and Design Branch of the Public Buildings Service. Rudick was formerly vice president and operating manager of the San Francisco office of SLS Environ-

The PBS's Interior Planning and Design Branch was created last year to improve the interior environments of government buildings and to coordinate professional services for interior design for new construction, renovations and leased space. Among the programs presently underway, the branch is preparing a demonstration project for task-lit systems furniture to establish performance specifications for government use.



Americans will build a World Trade Center, complete with atrium, in Moscow

An American-style World Trade Center, to accommodate international businessmen, will rise on the bank of the Moscow River. Designed by Welton Becket Associates, the \$190-million center is being developed by Occidental Petroleum Corp., under a contract from V/O Prommashimport, a Soviet foreign trade organization representing the U.S.S.R. Chamber of Commerce and Industry. The Ameri-

can architects will be assisted by a Soviet architectural-engineering design team, Mosproskt-2, for local design and construction requirements.

The complex will comprise a 20-story office tower, a 600-room hotel (at right in photograph) and a 625-unit residential hotel, all having access to a three-level skylighted mall. The guest hotel will have a nine-story atrium with four glass elevators; on its lower

level, a convention center will include a 2,000-seat Congress Hall. The mall will house, among other things, restaurants, a theater, a health center and, near the residential hotel, a supermarket. The complex will also contain an underground garage for 600 cars.

The center will be built of precast concrete and bronze-colored solar glass. Completion of construction is scheduled for 1979.

Tax bill fosters historic preservation, reduces real estate tax shelters

On the eve of adjournment, Congress approved a massive omnibus tax revision bill that has been in the works for three years and that ranges over a wide variety of issues affecting corporations, investors and individuals. The President is expected to sign it.

Some of the provisions covered in the bill may have implications for the construction industry.

In an effort to preserve historic structures, Congress has banned the use of fast tax write-offs for the construction of new buildings on sites where certified historic buildings have been demolished. The move also ends deductions for the cost of demolition. Specifically, Congress voted to end the use of accelerated depreciation benefits for new buildings constructed on historic sites. The costs of acquiring and rehabilitating historic buildings, however, will now be eligible for a faster write-off.

Under the new legislation, real estate and other tax shelters will be limited. Real estate investors will no longer be able to take as many fast write-offs, particularly in the commercial real estate area. Beginning January 1, investors in commercial real estate projects will be allowed to deduct only half the construction-period interest and tax costs. The other half of these costs must then be capitalized and amortized over a four-year period; the amortization period will increase to 10 years by 1982. (These rules are not intended to affect institutional lenders but are, rather, aimed at the independent investors.)

Somewhat tougher changes have been approved for residential housing construction costs, where 100 per cent of construction-period interest and tax costs will have to be amortized over a 10-year period by 1984. As with the new rules for commercial con-

struction, the amortization requirements will be phased in over a period of time.

Congress did, however, reinstate the special five-year depreciation rule for the construction of low-income housing. The rule, which expired last December 31, has been extended for six years, and the expenditure limit has been increased from \$15,000 to \$20,000.

Owners of vacation houses who both use and rent their houses will have new restrictions placed on allowable deductions for the maintenance and depreciation of these properties.

The bill encourages barrier-free building by allowing a new deduction up to \$25,000 for any business incurring expenses for "the removal of architectural and transportation barriers" to the handicapped and the elderly.—*Frank Swoboda, World News, Washington.*

FTC issues advisory on the operation of new product warranty regulations

New product warranty regulations coming out of the Federal Trade Commission will likely apply to such building materials as roof shingles, insulation, exterior siding and underground pipe when they are purchased over the counter, or contracted for in a specific building improvement project. FTC commissioners say, however, that such products would fall outside warranty regulations when they are integrated into a structure at the time of sale. Then, they are considered real property.


These commission views were handed down in an advisory to the Johns-Manville Corp., which was concerned how the Magnuson-Moss Warranty Act might apply to various building products. Interpretations of the act are being given by the commission to assist various manufacturers in assessing its impact. While the interpretations are advisory in nature, they must be complied with, the FTC says. Thus if building supply manufacturers wish to cover their products with warranties, they must follow the various

warranty regulations that are coming out of the FTC if the products are to be sold directly to consumers through such retail outlets as hardware stores, or if they are sold for a specific building improvement project.

Warranty rules being considered by the FTC under authorization of the Magnuson-Moss Act will apply to a long list of warranty procedures, including the settlement of disputes, product repairs and the replacement of warranted products.—*Michael Mealey, World News, Washington.*

ANNOUNCING PERMALITE Pk PLUS

...the new, more efficient, long-lasting perlite/urethane/perlite roof insulation from GREFCO



1 Permalite Pk Plus roof insulation is a true sandwich in which the urethane core is protected from extreme temperature fluctuations. The perlite top and bottom layers help maintain the insulation efficiency of urethane and help protect it from degrading under excessive heat.

3 Integral Sealskin treatment of top surface provides resistance to bitumen soak-up and a superior bond between roofing felts to insulation.

2 The perlite top and bottom layers contribute to the dimensional stability of the roofing membrane. Both the top and bottom layers add fire protection and dimensional stability.

Perlite top and bottom layers protect the urethane core from hot asphalt, built-up heat and linear change.

● Pk Plus is an extension of the proven Permalite Pk board. It adds another layer of perlite to shield the urethane layer from excessive temperature changes and thermal shock. In hot weather and long exposure to full sun, the top perlite layer also acts as a heat sink to help protect the BUR from excessive loss of natural oils and elasticity. It helps keep the urethane warp-free and stress-

free. Asphalt can be applied at normal application temperature. Permalite Pk Plus comes in four nominal thicknesses consistent with standard lumber sizes and fascia dimensions, with "C" values ranging from .10 to .06. It's easy to cut, fit, lay and adapt to rooftop mechanical services. It contains *no asbestos*.

Send coupon for sample and technical data.


Permalite

Get all the facts from GREFCO, Inc./Building Products Division, 2111 Enco Drive, Oak Brook, IL 60521 (312) 654-4500



A subsidiary of General Refractories Company
For more data, circle 24 on inquiry card

There's a Permalite insulation for every roof!




PERMALITE SEALSKIN®



PERMALITE URETHANE



PERMALITE Pk



PERMALITE Pk PLUS

Please send me sample and technical data for Permalite Pk Plus roof insulation to:

Name _____

Title _____

Company _____

Address _____

City _____ State _____

**NCIC defines its ideas
Office of Construction**

For two years of debate, construction's single-voice group has set on a specific recommendation for creation of a scaled-down Office of Construction in the Department of Commerce. At a recent meeting, the National Construction Industry Council approved a report recommending creation of the office as a division of Commerce's Domestic and International Business Administration. NCIC leaders want the proposed office to gather industry statistics, perform economic analyses, serve as a liaison office with regulatory agencies and Congress, coordinate construction research information, and oversee Commerce's construction-related activities.

Only the American Institute of Architects' representative refused to vote on the recommendation, on the grounds that it must be approved by the Institute's board. NCIC now has 30 association members, representing construction trade groups and professional societies.


Legislation would not be required to create the office as proposed: the Secretary of Commerce (currently E.L. Richardson) could use his executive powers to do so. The NCIC proposal suggests the office be staffed largely with existing Federal personnel.

NCIC associations have had the Office of Construction as the focal point of their campaign since it was created in the summer of 1974. There is an early clamor to establish the agency as a cabinet-level office or an arm of the Office of Management and Budget.—*William Hickman, World News, Washington.*

**Multi-use Federal offices
mandated by Congress**

Congress is working on legislation that will require the General Services Administration to design Federal buildings to include commercial stores, offices and apartments along with regular office space so the structures will allow around-the-clock utilization. Therefore, the law has limited multipurpose Federal building by a requirement that leasing to nongovernment users must be awarded to designated small business, minority or disabled renters. The legislation being considered encourages GSA to actively solicit commercial space seekers who might complement commercial, cultural, educational and recreational resources in the neighborhood of public buildings. The legislation also encourages GSA to preserve buildings of historic or architectural significance through their use as Federal office buildings. Additionally, Congress might approve a provision requiring on all government agencies to ensure that buildings are designed and constructed so as to be accessible to physically handicapped.—*William Hickman, World News, Washington.*

In Swaziland, housing Prototypes offer an answer to squatter settlements



Eric C. Fisher, an architect who has returned to practice in Schenectady, New York, spent three years (1971-74) as chief architect to the Government of Swaziland. Under the aegis of the United Nations, he studied the problems of housing the poor and developed a group of designs for low-cost housing. Some of Mr. Fisher's observations and his description of the housing designs are published here.

The usual design for relatively cheap housing in Swaziland consists of small concrete-block houses with metal roofs in the urban areas, traditional construction such as mud-and-wattle and beehive grass houses in the rural areas, and a combination of traditional construction with metal roofs in squatter areas. For the experimental project described here, it was decided to use an innovative approach, both in planning and in construction method.

An area was selected of about six hectares in the Zakhele township of Manzini, which forms part of a site-and-service scheme completed several years ago. Roads, sewers and water mains had been installed which imposed limitations on the site planning.

It is an accepted fact that housing for low-income groups often becomes very densely occupied; in many instances, a whole family shares one room, whether adequate sanitary provisions have been made or not. The letting of rooms by the owner of the house is also very common. Attempts at controlling density are usually inefficient. With this in mind, most of the pilot models were designed to provide direct outside access to all rooms.

The courtyard designs (one of which is shown here) consist of two, three or four rooms, plus bathroom and kitchen, grouped around a fenced-in courtyard—an area which can be used for social purposes as well as for outdoor cooking during the dry


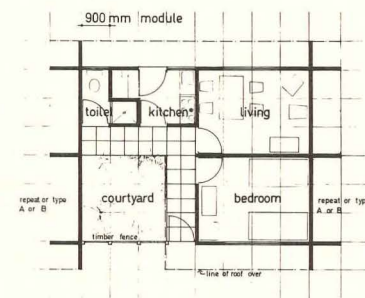
season. These designs can be used in terraces with party walls, allowing higher land use and savings in utility and construction costs. Other designs revolve around patios, which also provide access to all rooms; the back of adjoining units forms the patio enclosure. These units can be arranged in groups of six to 10, requiring even less road frontage than the courtyard designs. In addition to these models, standard compact detached houses and a minimum-size semi-detached house were included in the pilot scheme.

To arrive at a valid alternative to the standard concrete block construction, various other methods were explored, including the use of timber prefabs, asbestos board and steel frame prefabs, soil-cement blocks, etc. It was finally decided to use a system of precast lightweight concrete panels supported on concrete ground beams. This proved to be both economical and speedy. Resulting construction

costs were about 33 per cent below equivalent standard methods.

Concrete piles were cast at 2.75-meter intervals directly into the ground; these supported the precast ground beams. Wall panels 0.9 by 2.7 by 0.1 meter were cast on concrete beds with hollow cores formed by steel pipes; these were removed before the concrete set. The panels weighed about 350 kilograms, and could be lifted by ten men (see photo at top). Panels were stacked vertically after a few days and allowed to cure. They were then set into slots in the ground beams and levelled with wooden wedges. Vertical joints between panels were reinforced and grouted. Door and window units were designed to fit into the module. Roof construction was timber framing with corrugated metal roofing and asbestos board ceilings. Panels did not require plastering but were painted directly on the exterior and interior. The resulting construction was equivalent or superior to the conventional concrete block buildings, both in life expectancy and maintenance.

At the completion of the pilot scheme it was decided to continue with a major project of 115 additional units. A small community center and market was also included. The designs provide a cost range of between 1,300 and 2,300 emalangeni (\$1,500-2,650), putting these houses within the economic reach of all but the poorest. The initial 125 houses will be owned by the government and leased to tenants. In the remainder of the area, some houses may be built for sale.



53 hospitals rely on EPICORE's hanging, loading, and fire ratings.


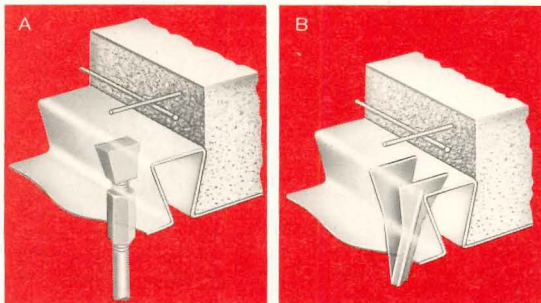
See one for yourself.

Visit a hospital built with the EPICORE® Composite Floor System. Look closely at the piping and ducts, the ceilings and lights, and the mechanical and medical support equipment. They're suspended with EPICORE hangers from EPICORE's dovetail ribs.

You can insert EPICORE hangers anytime after the concrete slab is finished — without noise or mess; hang equipment when it's necessary or convenient; change research, diagnostic, and treatment procedures with minimum disturbance.

- A. Wedge Bolt Hanger.
Safe load capacity per hanger: 1000 pounds.*
- B. Standard Hanger.
Safe load capacity per hanger: 200 pounds.*


*Providing the floor system is designed to support the load.



Stop at a construction site. You'll see that EPICORE Deck is engineered for heavier loading and for full AISC shear connector values and solid slab design in composite beam assemblies. And when you're examining fire ratings, consider that EPICORE has the best for any two-inch deck.

Fifty-three hospitals speak well for the EPICORE Composite Floor System. To hear what designers, users, or Epic engineers can add to the subject, contact Bob Ault, Vice President - Engineering.

EPIC
METALS CORPORATION
Eleven Talbot Avenue
Rankin (Pittsburgh), Pa. 15104
(412) 351-3913

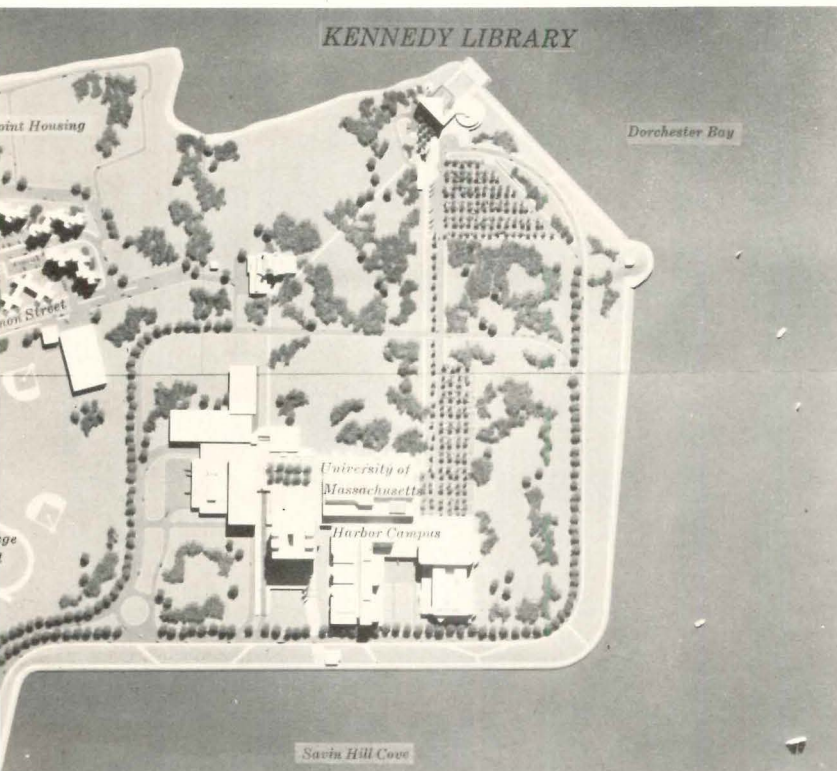


Private Hospital, Cincinnati, Ohio
Architect: Harry Hake & Partners
Structural Engineer: Donald Oakley
Construction Manager:
Charles V. Maescher & Co., Inc.



Children's Hospital of Philadelphia
Architect: Harbeson Hough Livingston & Larson
William A. Amenta
Associated Architects
Structural Engineer: A.W. Lookup Company
Contractor: Baltimore Contractors, Inc.


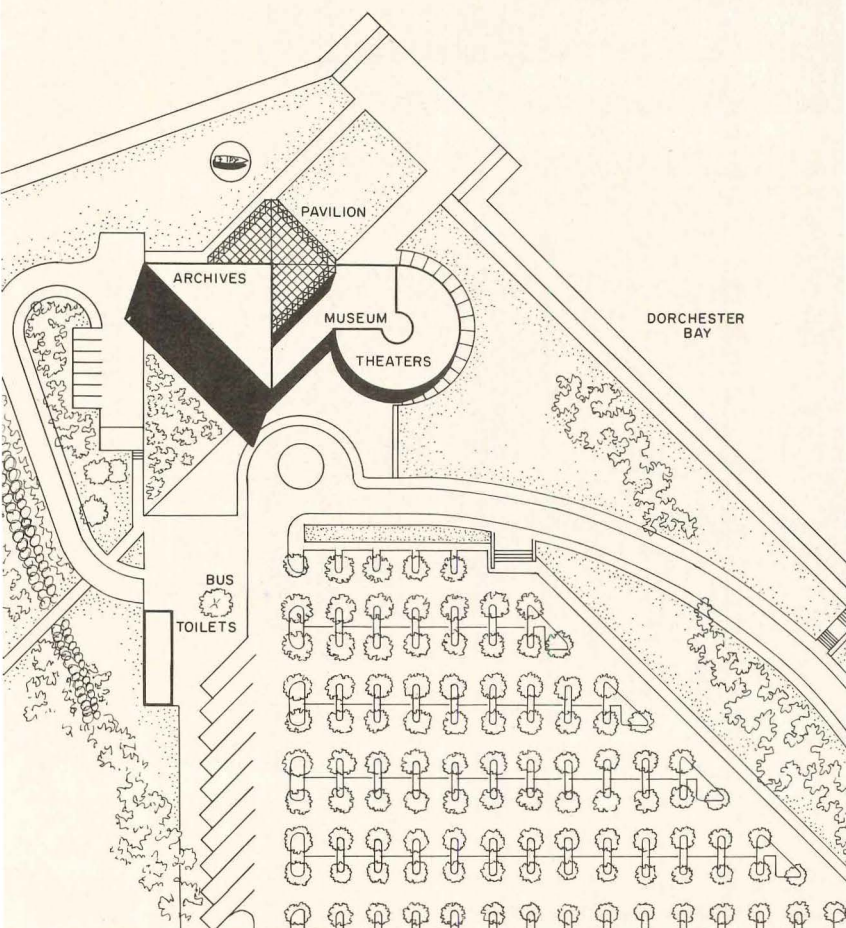
For more data, circle 25 on inquiry card





Pei unveils new design for Kennedy library

The housing of Presidential archives has become, at least since the establishment of Franklin Delano Roosevelt's library at Hyde Park, an increasingly formalized matter. The library for the archives and memorabilia of John F. Kennedy's administration evoked perhaps more than its share of emotional, philosophical and esthetic contention. After a prolonged effort to place a building on the campus of Harvard University (the late President's alma mater), the Kennedy family and the library corporation finally elected, late last year, to site the building at Columbia Point in Dorchester, on the campus of the University of Massachusetts. I. M. Pei & Associates, who had designed two buildings for the Harvard site, have now unveiled their third design for a Kennedy li-

brary. The precast concrete building will accommodate two orders of visitors: scholars who come to use the research facilities in the eight-story archives building, and the general public who comes to tour the museum and to attend the museum's film showings in two 300-seat theatres. Remembering President Kennedy's fondness for the sea—he was a Navy man and an enthusiastic sailor of small boats—the architects have established an intimate relation between the building and the waters of Dorchester Bay. An eight-story glass pavilion, supported by a metal space frame, commands an expansive view of sea and sky, and a broad quay extends a promenade over the water. The President's sloop *Victoria* will be on permanent exhibit outdoors.





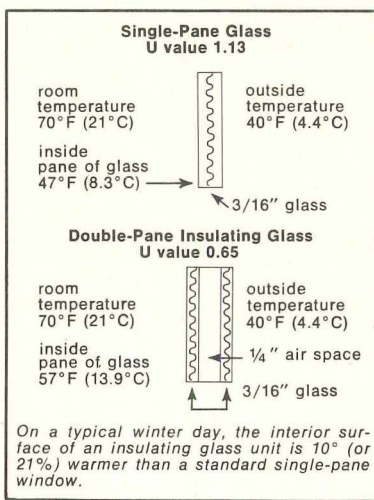
Copyright © 1976 Thiokol Corporation

Insulating glass. The heating and cooling system you don't even have to plug in.

What's more, there are no wearing parts. And the only maintenance is an occasional washing.

The point is that once purchase and installation costs are paid, double-pane insulating glass throughout a building is a year-round system to help keep in the heat all winter and not lose your client's cool in the summer. Saving energy. Saving money.

This diagram, for example, shows that on a typical winter day, the interior surface of a double-pane, double-hung unit of insulating glass can be 21% warmer than its single-pane counterpart*. Resulting in a heat transfer coefficient (U value) slashed from 1.13 to 0.65. Add a metalized coating to the glass and the U value



drops to a highly efficient 0.50. In addition to lower heat loss are the many years of service you can expect from insulating glass units, particularly when they are manufactured with sealants based on our LP[®] liquid polysulfide polymer. Fact is, over 80% of IG manufacturers use polysulfide base sealants. We think that simple fact speaks for itself. For more information on insulating glass units and the polysulfide base sealants that give them long life, write Marketing Communications, Thiokol/Chemical Division, P.O. Box 1296, Trenton, New Jersey 08607.

*Based on calculations from the ASHRAE (American Society of Heating, Refrigeration and Air Conditioning Engineers, Inc.) Guide and Data Book.

Thiokol

Specialty Polymers • Off-the-Road Vehicles • Synthetic Fibers • Sprayers • Propulsion • Educational Services
Friction Materials • Ski Lifts • Pyrotechnics • Closures • Rubber and Rubber Chemicals • Radiation Curable Polymers and Coatings

For more data, circle 26 on inquiry card





SH&G designs Saudi Air Force HQ for Riyadh

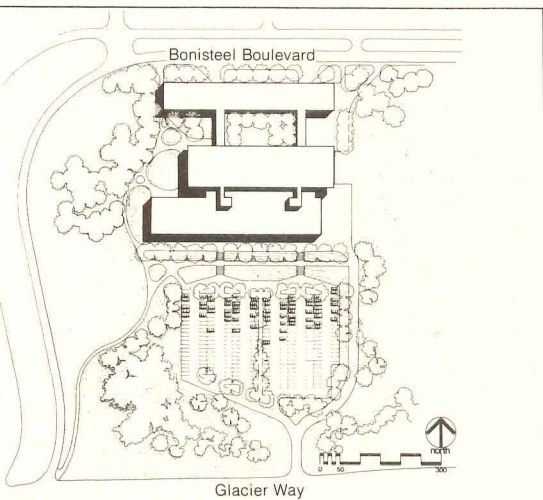
The Royal Saudi Air Force will build a \$50-million headquarters complex, designed by Smith, Hinchman & Grylls, at Riyadh. The 650-ft-long four-story office building will front on a major thoroughfare half a mile from Riyadh airport. The building, divided into two parallel sections, will be bisected by a long skylighted garden. A mosque integrated with the office structure can accommo-

date 1,200 people. On the ground floor, the building will provide a 500-seat auditorium, cafeteria and dining facilities for 1,200, and a special dignitaries' entrance. Guards will be housed in single-story barracks on the site, which also contains a utility building and parking for 600 cars. The contract will be administered by the Mediterranean Division of the U.S. Army Corps of Engineers.


Balthazar Korab



Architects and artists share school studios

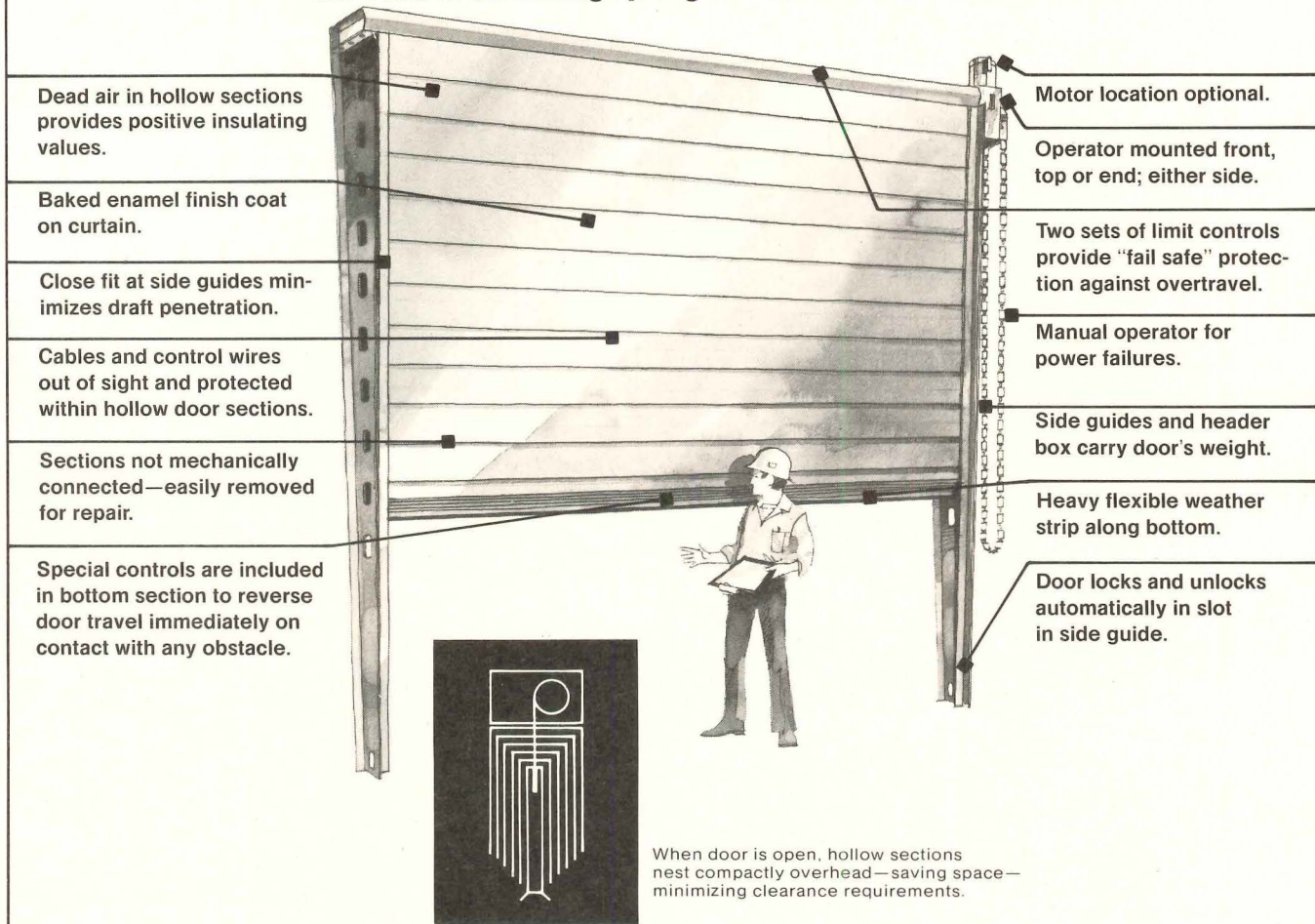


At the University of Michigan, the College of Architecture and Urban Planning and the School of Art jointly occupy a building designed by Swanson Associates. Art studios are situated at the front of the building, where monitors take advantage of the northern exposure. Architecture students occupy a virtually unobstructed studio at the top of the center building, where a long glass wall, overlooking the lower art building, also gives north light. The third building houses shops for building technology, ceramics and sculpture. The schools share a courtyard for exhibits.



IF YOU'RE LOOKING FOR AN INDUSTRIAL DOOR THAT'S SIMPLE, COMPACT, STRONG, RELIABLE, SAFE, FAST AND QUIET, HERE IT IS...

No counterbalancing springs. No overhead struts.



THE INRYCO[®] TELESCOPING DOOR

The Inryco Telescoping Door has no counterbalancing springs or weights and few moving parts subject to wear and tear. Thus it eliminates the major causes of operating failure—provides the reliability so critically needed at high traffic openings. Outstanding resistance to damage—easy repair. Fast, quiet operation. Simple, all-steel construction, with two coat baked enamel finish on door panels. Standard sizes available for doors 100 to 400 sq. ft. in area. Custom doors furnished in smaller sizes and larger sizes thru 30 ft. x 30 ft.

For further information, see Sweet's Arch. or Ind. Constr. Files, section 8.9/In. Or write to Special Products Group—Milcor Division; INRYCO, Inc.; Dept. K, 4033 W. Burnham St.; Box 393; Milwaukee, WI 53201.



Inryco
an Inland Steel company

General Offices: Melrose Park, Illinois
Formerly INLAND-RYERSON
CONSTRUCTION PRODUCTS CO.

For more data, circle 27 on inquiry card

Simple truths

LANDSCAPING THE SAUDI ARABIAN DESERT, by Kathleen Kelly and R. T. Schnadelbach; The Delany Press, 1976, 182 pages, illustrations, \$22.50.


In many ways, *Landscaping the Saudi Arabian Desert*, is a simple book; devoid of jargon, it stands for simplicity in its solutions to environmental problems. At once a handbook for designers (which, according to the authors, is the first book to present and interpret the hot desert environment as it relates to building and development there'), it is also a treatise—taking issue with those who have looked to technology as the ultimate solution, in this case as the sole way to enable an arid environment to support life.

With the rapid pace of building in the Middle East, entrepreneurs and engineers and perhaps even architects are eager to use advanced technology to construct what the authors would call "over-designs." Buckminster Fuller's panacea, though, in the form of artificially-created domed cities is effectively rejected as well, as the authors turn to more "systemic" methods—methods that operate within the desert environment to restore an ecological balance and thus assure human survival. These methods include interspersing deep-rooted plants and plants with lateral roots to maximize moisture by tapping much of the (l), and planting trees on berms at a community's borders (to lift the wind, trap sediments, catch rain, and even eventually become a source of fodder, fruit, and medicine).

The authors maintain a high respect for Arabian culture and seek to preserve Middle Eastern modes of life. "Large open spaces may be required for equestrian sports," they write. These activities raise a great deal of dust and require sequestering from housing and other activities where the dust would be a problem. A screen of hardy shrubs, and trees with lacy foliage such as Albizzia, or tomentose leaves such as Ficus and Fraxinus velutina, especially on the lee side of horse riding areas will filter most of this dust out."

This concern for preserving Arabian traditions, for avoiding the cultural convulsions induced when spellbinding Western technology calls for changing a familiar way of life, is evident in other ways: Abstracting from specific Middle East customs and reasons therefore, the authors draw analogies between human and environmental designs.

Throughout, the book constantly emphasizes the need for more research in all aspects of deserts and their designs. A salient point, however, is the belaboring of the issue best exemplified by the book's major flaw: careless writing,



The Agricultural Experimental Farm at Abu Dhabi (Courtesy of The Arid Lands Research Center, Abu Dhabi and Environmental Research Laboratories in Tucson, Arizona).

useless words. Indeed, the authors have an important message—so important to them that they started their own publishing company to bypass the months or even years of hassles it can take to get a book out. But had they endured the traditional publishing cycle, their phraseology could perhaps have boasted the same simple qualities that their philosophy so eloquently propounds. —Harriet Sugar.

Also received

SWEET'S 1906 INDEXED CATALOGUE OF BUILDING CONSTRUCTION; *Architectural Record Co.*, New York, 1906—reprinted by Sweet's Division, McGraw-Hill Information Systems Company, New York, 1976—830 pages, illustrations, \$28.70.

To celebrate its 70th anniversary, Sweet's Division of McGraw-Hill Information Systems Company is offering for sale reproductions of its first Sweet's Catalogue File, *Sweet's Indexed Catalogue of Building Construction*. First published in 1906 by the Architectural Record Company, the index contains 435 manufacturers' catalogues of building products, most of them

illustrated with photographs. The products and photos range from architects' supplies to window guards with everything from bells to ornamental metal works in between. Descriptions of the products are often colorful and reflect the language and flavor of an earlier era.

The book contains an endorsement by leading architects of the time, and an introduction by an architectural professor of note in 1906, Thomas Nolan, FAIA, explaining the purpose, intent, and background of the catalogue. Of the original manufacturers included in the original book, many are still in existence today, and are still distributing their catalogues via Sweet's.

PRESERVATION AND BUILDING CODES: *Papers from the Preservation and Building Codes Conference sponsored by the National Trust for Historic Preservation in May, 1974*; The Preservation Press, Washington, D. C., 1976, 96 pages, illustration, paperback, \$4.00.

This book contains 25 papers given by architects, building code officials, and preservationists at the first national conference held on the subject. Sponsor of the conference was the National Trust for Historic Preservation. Papers in the book first explore current issues and solutions, dealing with historic preservation work in New Orleans, Seattle, New York, Richmond, and Alexandria, Va., and other communities. These are followed by a section on national code organizations, and topics of discussion include the following: historic buildings and the Basic, Uniform, Standard, and National building codes; application of the Life Safety Code to historic preservation work; and Occupational Safety and Health Administration (OSHA) interests in building requirements.

CYCLICAL MAINTENANCE FOR HISTORIC BUILDINGS, by J. Henry Chambers; Office of Archeology and Historic Preservation, National Park Service, U.S. Department of the Interior, Washington, 1976, illustrations, paperback, \$2.00.

This is a new publication prepared for the preservation handbook series of the Office of Archeology and Historic Preservation of the National Park Service. This preliminary report, along with others still in preparation, is intended to be used by administrators, architects, and others involved in the preservation and the maintenance of historic properties owned by Federal Agencies and by State and local governments. Copies may be obtained by writing to the Superintendent of Documents, U.S. Government Printing Office, Washington, D.C. 20402 and asking for publication number 024-005-00637-1.

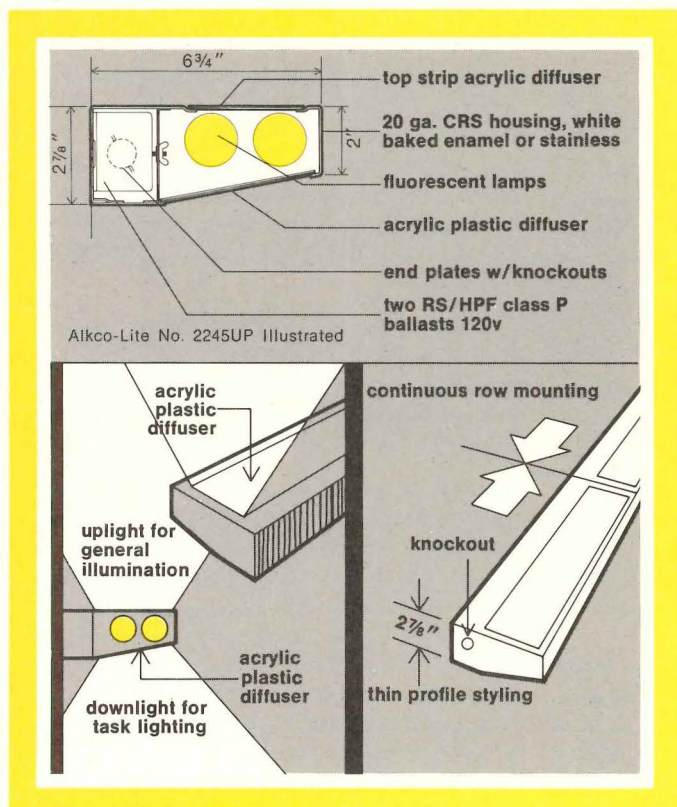
Alkco



designs:

a new group of Alkco-Lites for task lighting areas.

Designed to deliver direct task lighting & indirect general illumination. Ideal for wall or landscape partition mounting. Designs include 1 & 2 lamp units with broad selection of lengths & optional equipment. This is the most comprehensive thin-profile direct-indirect line of fixtures available today . . . all with superior Alkco construction. Alkco designs . . . with you in mind!



Inquiries for illustrated catalog handled promptly.

Alkco Manufacturing Co., 4224 N. Lincoln Ave., Chicago, IL 60618




For more data, circle 28 on inquiry card

Bally belongs in your reference library

For engineering information about walk-in coolers, freezers or refrigerated buildings, BALLY'S WORKING DATA CATALOG contains the most comprehensive data ever prepared. Easy to read. Easy to understand. Includes more than 400 photos, drawings and charts. WRITE FOR FREE COPY.

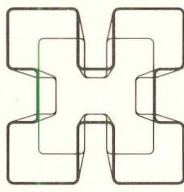
FOR IMMEDIATE REFERENCE, SEE SWEET'S CATALOG 11.24 Ba.



© 1975

Bally Case & Cooler, Inc., Bally, Pa. 19503
Phone (215) 845-2311 Dept. AR-10

For more data, circle 29 on inquiry card

Interface,
interface,
interface,
interface,
interface,
interface
and
MORE

interface.



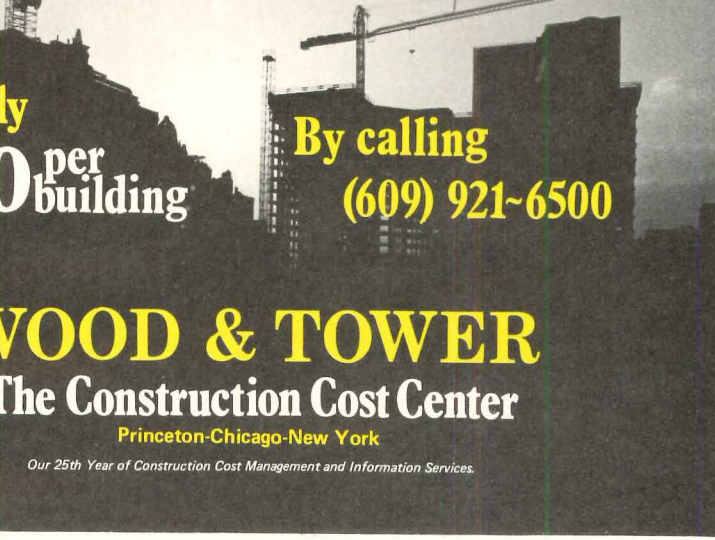
HAUSERMAN INC.
5711 Grant Avenue
Cleveland, OH 44105
(216) 883-1400

HAUSERMAN LTD.
125 Bethridge Road
Rexdale, Ontario, Canada
(416) 743-3211

For more data, circle 30 on inquiry card

Construction Budget Analysis

It provides budgetary building construction costs, within hours.



By calling
per building

By calling
(609) 921-6500

WOOD & TOWER

The Construction Cost Center

Princeton-Chicago-New York

Our 25th Year of Construction Cost Management and Information Services.

For more data, circle 31 on inquiry card

"Olympic or equal."

When you specify "Olympic or equal," we sure hope you get what you want.

Because for quality, beauty and the tough guarantee your customers deserve, nobody in the business "equals" Olympic!




OLYMPIC

Olympic Stain. A division of COMERCO, INC.
1148 N.W. Leary Way, Seattle, WA 98107 (206) 789-1000

There is no equal.




For more data, circle 32 on inquiry card




Aslesen & Herman, Architects

KALWALL® SYSTEMS

A Kalwall System can be a ROOF — or a WALL — or a WINDOW REPLACEMENT!



Stockley & Leahy, Architects



Kalwall is a complete, translucent, insulating building panel system.

We know how much energy Kalwall saves as a Window Replacement — owners have reported savings over 30% in heating and 15% in lighting. Imagine what the savings can be for a new building when Kalwall is used instead of any of the other natural light transmitting materials!

For optimizing the buildings energy efficiency, Kalwall offers a choice from these Key Factors:

- "U" Factors between .06 and .40!
- Light transmitting values between 3% and 75%!
- Shading Coefficients from .85 to less than .06!


Whatever your project — Wall, Roof, Window Replacement — Kalwall has a complete System that can cut total energy consumption; and still win design awards!*

Write or phone for technical and design data, plus a copy of our 1976 full color catalog.

KALWALL CORPORATION

1111 Condit Road, Manchester, N.H. 03103

FOR ENERGY SAVING BUILDINGS!



If you specify any computer floor but aluminum, it's a bad compromise!

Truth is that in 1956 when the need for raised flooring in computer rooms became apparent (with function the chief design criteria) a stringerless floor made up of pedestal mounted die-cast aluminum panels was the choice. That's how the Floating Floor System was developed. Since then, Floating Floors® have been providing trouble-free service in thousands of computer rooms.

Stringerless design makes Floating Floors the only true infinite access floor system. Male and female locking devices, at four corners of each floor panel, provide the highest lateral stability. In fact, Floating Floors meet Federal specifications for seismic zone #3 (San Francisco).

The sad truth is that in order to compete with Floating Floors, other manufacturers have had to promote floor systems of inferior materials and design such as stringer-supported wood and steel. While costing a little less initially, these other floor systems can represent a very bad investment over the long term.

Computer downtime due to electrostatic build-up or magnetic dust may result from one of these wood or steel stringer-supported floors. Costly delays are often caused by the inconvenience of working under stringers, or disassembling and re-assembling them.

Floating Floors on the other hand have proven to be problem-free even after as many as 20 years of service. Monolithic construction with aluminum ensures dissipation of static electricity. And since aluminum is non-magnetic and does not require painting, iron rust and paint flakes are not present to enter the air and interfere with computer operation. Aluminum will not of course, rust, warp or burn.



The Floating Floor system is designed to meet future expansions and changes. Components can be easily changed around since precision die cast and milled aluminum floor panels ensure a uniformity in size (machined to $\pm .005$ — $.000$) not found in hand assembled products. And there is plenty of strength for the installation of new equipment.

In fact, the overall quality of Floating Floors is so good that we are able to give a FIVE YEAR UNCONDITIONAL GUARANTEE AND BUY-BACK PROGRAM with every floor installed.

For more complete information refer to Floating Floors bulletin 10.27 FL as shown in SWEETS under Specialties — Access Flooring. Call us for assistance.

FLOATING FLOORS, INC.
6955 Wales Road, Toledo, Ohio 43619
Tel: (419) 666-8750

IN CANADA: Bruce (EDP) Services Ltd.
3650 Weston Rd.
Weston, Ontario
Tel: (416) 741-0854

For more data, circle 34 on inquiry card

FLOATING FLOORS, INC

Available World-wide from Licensees and Distributors •
Installations Coast to Coast

"Why do I think GAF[®] Mineral-Shield[®] Roofing is so hot? Because it's cold-applied and that makes a big difference."

Bill Steinmetz
Chairman
Midland Engineering Company, Inc.
South Bend, Indiana



"A play on words, hardly," Mr. Steinmetz continues. "We've been thinking cold around our company for over six years now. With some 400 cold process roofing jobs under our belt, we know that Mineral-Shield roofing performs. Not only can we recommend it with complete confidence to our customers, but we have also found through our extensive job experience that there are many advantages and benefits to the roofing contractor.

"Because Mineral-Shield is cold-applied, the need for heating kettles and tankers is eliminated. Also gone are hot luggers, felt layers, and gravel spreaders. In fact, a contractor's job equipment needs are reduced substantially and the cold process application equipment can easily be towed to the job site by conventional pick-up truck. The economics of this are obvious...less handling, faster job set-up, less equipment maintenance, not to mention the elimination of lost time due to accidents or burns.

"What really sold us on GAF Mineral-Shield Roofing system is that it works! And after all, that's the name of the game whether you're looking at it from the point of view of the owner, roofing contractor, or architect."

GAF Mineral-Shield is a modern cold-applied built-up roofing incorporating multi-ply of roofing membrane plus layers of roofing mastic and a surfacing of white mineral granules, usually applied by mechanized spray equipment. All components—roofing membrane, mastic and granules—are factory-finished under rigid GAF quality control. A Class "A" Underwriters' Laboratories Rating is available. Guaranteed by GAF when applied according to published specifications.



GAF Corporation
Industrial Roofing and Waterproofing,
140 West 51 Street,
New York, New York, 10020

- Please send me further information on GAF Mineral Shield Cold-Applied Roofing.
 Please have a representative call.


TA-AR-106

Name _____
Firm _____
Address _____
City _____ State _____ Zip _____

GAF[®] Mineral-Shield[®] Roofing

For more data, circle 35 on inquiry card

New Oasis "Soft Touch" cooler makes it easy for the handicapped to get a drink.



This new wall-mounted cooler is designed for people whose physical handicaps make it hard for them to get a drink from conventional water coolers. Wheelchair users, for example, will find it much handier.

Two "Soft Touch" levers—one on each side of the cooler—operate up or down at the slightest pressure. Either one of them will activate the bubbler, and there are no hard-to-use knobs or buttons. The levers can be positioned or re-positioned any place in a 360° circle, and their unique no-linkage mechanism needs no adjustment.

A metal plate on the bottom of the cabinet protects against injury or torn clothing. All the other famous OASIS

water cooler features are there, too, and it serves seven gallons of cold water per hour. It also conforms to A.N.S.I. Standard A117.1 Section 5.7.2 and

Public Law 90-480.

Call or write for a demonstration of our new "Soft Touch" Model ODP7WM-D. See for yourself how much better it is. And how it makes it easy to get a drink when it's hard to get a drink.

OASIS®

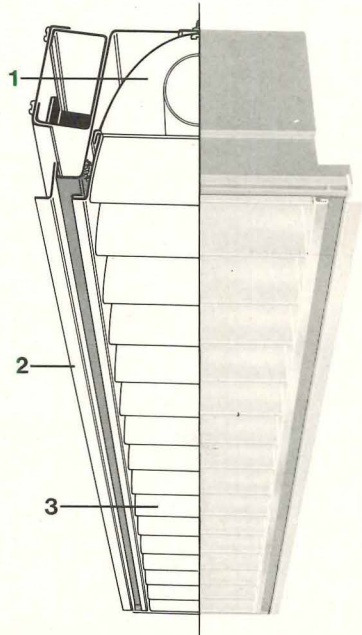
The word for water coolers.

OASIS  Ebco Manufacturing Co., Columbus, Ohio 43213

For more data, circle 36 on inquiry card

The beauty of Alcoa Coilzak in parabolic luminaires is the beautiful way it controls light.

Parabolic luminaires are esthetically pleasing, the design of the fixture and in the type of light they dispel. This is particularly important where people work, read or shop, where low glare brightness contributes to a comfortable atmosphere. The secret is precise light control, made possible because the reflective material of quality parabolic systems is Alcoa* Coilzak lighting sheet. Note that we said *lighting sheet*. In a properly designed luminaire, reflectivity is only part of the story. Controlled image clarity and reflective diffusion are just as important. Alcoa Coilzak sheet is an Alzak®-finished reflector material that meets precise reflectivity and gloss standards. Operating costs of a parabolic lighting system can be low. Because of its efficient light



distribution, a properly planned system may require fewer luminaires, resulting in low electrical loadings. Savings in cleaning maintenance are possible also. Parabolic luminaires do not require a lens and the unique design, plus the static-free Coilzak louvers, resists soil and dust accumulation.

For more information on the many beautiful advantages of Coilzak lighting sheet in parabolic luminaires, write Aluminum Company of America, 551-K Alcoa Building, Pittsburgh, PA 15219.

*Registered Trademarks of Aluminum Company of America


1. One-piece constructed Coilzak reflector with accurately controlled parabolic shape.
2. Extruded aluminum trim.
3. Coilzak parabolic baffle assembly.

to courtesy of Columbia Lighting, Inc.



Change for the better with
Alcoa Aluminum

 **ALCOA**

AUG
8

Our patient, the hospital.

So how do you diagnose remodeling in a hospital?

Get the team together: administrators, consultants, architects and AMSCO Systems Company.

AMSCO has a lot to offer you—especially in the early stages. You see, most of our patients are hospitals.

Our diagnosis capability begins with a facilities and procedure evaluation. We tailor to your needs the widest range of material handling and processing systems available.

We work within your framework of time, space and money.

We provide single-source responsibility for a thorough program of support services.

AMSCO Systems Company. Experienced in hospital remodeling as well as new construction.


For more data, circle 39 on inquiry card



AMSCO
American Sterilizer Company

ERIE, PENNSYLVANIA • 16512

Installation economy
(45% fewer manhours
of labor)* is the
No. 2 reason why
people choose
ODS® Systems



Offices of Elizabeth Arden, Inc., New York, N.Y.

Flexibility, for easy rearrangement of everything in the area (including lighting fixtures), is No. 1

Being able to periodically reorganize work areas with complete freedom, knowing that power, telephone, intercom, even lighting fixtures, can be easily repositioned to serve the new setup — that's the biggest attraction of ODS Systems.

ODS Systems distribute power and communications circuits overhead in easily accessible surface metal raceways, and provide plug-in convenience for lighting fixtures and Tele-Power Poles. That's why it's such a quick and inexpensive job to relocate

poles and their services at "new" work stations, or to change the lighting pattern as required.

Yes, it's true. Cost studies *do* show ODS Systems to be definitely less expensive to install than static, old fashioned systems. But even more important to building owners, managers, lessors and others is ODS Systems flexibility. That's what makes the savings go on and on.

* Based on an actual job cost analysis. Complete ODS System information available on request.




The Wiremold Company
West Hartford, Connecticut 06110
Telephone (203) 233-6251

For more data, circle 40 on inquiry card

Insulation is

\$1,849,996 Projected cost to heat and cool the 46-acre J.C. P...
warehouse for 20 years with only 15/16-inch Fiberglas...
roof insulation.




Owens-Corning Fiberglas roof insulation — the only glass fiber roof insulation on the market. Dimensionally stable. Retains thermal value. Easier and less expensive to apply than organic/mineral boards. For over 30 years the best base for built-up roof decks.

*T.M. Reg. O.-C.F.

Cheaper than oil

377,972

Projected cost to heat and cool the 46-acre J.C. Penney warehouse for 20 years with thicker 2¼-inch Fiberglas roof insulation. (After allowing for the added cost of thicker insulation!)



Remarkable savings of \$972,024! With it, architect Paul Slusarev, Project Manager of the massive new J.C. Penney warehouse/office in Topeka, Kansas, is helping to point the way for designers of schools, stores, and other commercial buildings everywhere.

Saves money two ways

2¼ inches of Fiberglas* roof insulation vs. a conventional thinner version saves money two ways: 1. It saves on energy costs. Estimated savings per year, based on heating and electric cooling in Topeka City, Kansas, with a pro-

jected increase in energy costs at 7% per year and future savings discounted at 10% per year: \$64,160—or \$972,024 every 20 years.

(Due to present availability of natural gas, propane and fuel oil are used as additional fuels for heating, and as a result of using these higher-priced fuels, actual savings may vary.)

2. It saves on construction costs. The first cost of this energy-tight warehouse is actually lower than if a less efficient version had been built! Reason: the improved thermal performance of the roof permits use of less costly heating and cooling equipment. The savings are large

enough to cover the added cost of the thicker roof insulation *twice* over.

Smart for re-roofing, too

Thicker Fiberglas roof insulation also makes sense when it's time to re-roof *existing* buildings. It should pay for itself within a few years, then go on saving thousands in fuel bills for years to come.

Find out the recommended amount of Fiberglas roof insulation to use to save *your* clients money. Call your Owens-Corning representative, or write F.K. Meeks, Owens-Corning Fiberglas Corp., Fiberglas Tower, Toledo, Ohio 43659.

Owens-Corning is Fiberglas

OWENS/CORNING
FIBERGLAS
TRADEMARK ©

For more data, circle 41 on inquiry card

Here's how you can specify an extra-tough decorative surface for both horizontal and vertical applications of high-pressure laminates.

WILSON ART BRAND

TUF-SURF™

extra-abrasion-resistant laminated plastic

New Wilson Art brand TUF-SURF has eight-to-ten times the abrasion resistance of general-purpose laminates. You get assured durability for such high-traffic, high-use surfaces as supermarket checkout stands, bank service counters, and on most surfaces found in the fast-food industry. The 35 solid colors, patterns, and woodgrains provide you exceptional design latitude. • Protect against wear on high-traffic surfaces with Wilson Art brand TUF-SURF — another unique product from Wilson Art to help you specify the right product for each application. • Write for specifications information to Wilson Art, Ralph Wilson Plastics Co., 600 General Bruce Dr., Temple TX 76501.

Tomorrow's design innovations today

WILSON ART
WILSON ART BRAND LAMINATED PLASTIC

WAREHOUSES:

ATLANTA (404) 377-0731
BOSTON (617) 662-9700
CHICAGO (312) 625-7590
DALLAS (214) 634-2310
DENVER (303) 388-3686
LOS ANGELES (213) 771-8141
MIAMI (305) 822-5140
NEW JERSEY (609) 662-4747
NEW YORK (914) 268-6892
SAN FRANCISCO (415) 782-6000
SEATTLE (206) 228-1300
TEMPLE, TEXAS (817) 778-2711

**TUF-SURF
can take it!**

RWP

WILSON ART
RALPH WILSON
PLASTICS CO.
DART INDUSTRIES
INC.

You can't afford to waste water. Not at these prices:

MONTHLY METERED COMMERCIAL RATES (Per 100,000 cubic feet or 748,000 gallons)*

Boston	\$482
Chicago	283
Dallas	315
Denver	241
Hartford	446
Kansas City	250
Los Angeles	247
Minneapolis	350
New York	525
Pittsburgh	546
Portland, Ore.	270
San Francisco	285
Seattle	213
Tampa	360
Tucson	300
Washington, D.C.	300

*From January 1976 survey conducted by *Business Statistics*.

So you can't afford to install anything less than Sloan Flush Valves.

That's because a Sloan Flush Valve uses 12½% less water than a flush tank. And this difference increases with use because leaks in tanks go undetected to waste even more water. With today's water rates, it all adds up to a healthy saving on your water bill.

You also save on the energy needed to pump water within a building to upper floors and distant branches. The more water you save, the less energy you have to pay for.

Sloan Flush Valves save water another way, too. Because you can't hold a Sloan Flush Valve open, it meters out the same minimal amount of water needed to flush one fixture, then shuts off automatically.

Put an end to water waste that's costing you money. Find out how Sloan Flush Valves use 12½% less water. The facts are in a recent test report prepared by an independent laboratory. For your free copy, write us. We will send you the facts.

Sloan
Flush Valves.
Anything else
is a waste
of money.



SLOAN VALVE COMPANY

10500 SEYMOUR • FRANKLIN PARK, ILL. 60131

Look At Docklevelers Two Ways



To Save Your Clients' Money

VIEW ONE. With today's high labor and material handling costs, more and more owners are realizing they can't afford inefficient plain concrete docks. Many are adding permanent docklevelers to their present docks . . . and insisting they be included in new docks. Why?

Because a permanent dockleveler will pay for itself in less than a year. Some figures show a permanent dockleveler can save \$4000.00 per truck position per year . . . and often give 12 to 15 years service. **VIEW TWO.** Take an inside look at a Kelley Permanent Dockleveler. Compare it with any other dockleveler. The patented Kelley safety

and operating features — cross traffic legs, single enclosed power pack, lip hinge supports, single adjustment point, plus optional emergency "Panic Stops" — are not available on any other dockleveler. These features are what make Kelley the world's most preferred dockleveler . . . because they help attendants and equipment operate more efficiently . . . with far greater safety. So why let your clients settle for substitute docklevelers? Recommend Kelley. Then contact your Kelley Representative. He's well qualified to help you choose the best size and capacity dockleveler for your client's needs.



Kelley Company, Inc.
6768 North Teutonia Avenue
Milwaukee, Wisconsin 53209
Phone: (414) 352-1000
Telex: 26-661

55-761A

For more data, circle 44 on inquiry card

PPG GLASS GAVE THIS AGING HOTEL A BEAUTIFUL FACE-LIFT.

Skirvin Tower in Oklahoma City isn't a hotel anymore (it isn't even Skirvin Tower anymore), but it is, once again, a useful, profitable building.

It was completely remodeled from the ground up and from the inside out.

Now, it's the 101 Park Avenue building, home of some of the

poshest offices in the city, and headquarters of Continental Federal Savings & Loan.

It's a beautiful, modern office building. And PPG Solarban® 480 Twindow® reflective insulating glass played an important part in the transformation.

First of all, it looks sensational. Seeing the blue Oklahoma sky and

dazzling sunsets reflected in this building, it's hard to remember the dowdy, old bricks.

But, perhaps more important, the glass is incredibly practical. Its reflective coating reduces glare and solar heat gain. And during the burning summers on the Great Plains, this is a welcome relief to the air-conditioning system.

The glass is also double glazed for insulation. So when those bitter cold snaps blow down from the north, everybody stays warm and cozy.

Not all old buildings can or should be remodeled. They shouldn't all be destroyed either. Some, like the Skirvin Tower Hotel, present a genuine architectural opportunity. Not to mention a challenge.

We think there's no better way to meet the challenge and take advantage of the opportunity remodeling offers than with PPG reflective glass.

Write to us. We'll send you a Sweet's Catalog telling you more about it. PPG Industries, Inc., One Gateway Center, Pittsburgh, Pa. 15222.

PPG: a Concern for the Future

Owner: Continental Federal Savings & Loan.
Architect: Noftsgger, Lawrence, Lawrence and Flesher,
Oklahoma City, Okla.



PPG
INDUSTRIES

For more data, circle 45 on inquiry card

Owens-Corning tells why you this unusual picture next time



The concept of open offices is gaining acceptance *quickly*. No wonder.

Both owners and architects are drawn to their airy, sweeping good looks. To the improved communications and increased efficiency they promote for workers. And to their astonishing economy of 50 cents vs. roughly 15 *dollars* per square foot for inevitable alterations to meet shifting work patterns.

But here's a word of caution. Plant our outlandish basketball "office" firmly in your mind. Because unless you base your design on *acoustics*, as well as aesthetics, you may never hear the end of it.

More than one open office has had to be modified—embarrassingly and *expensively* torn apart,

baffled, receilined, or refurbished—in order to achieve *workable* sound levels.

Owens-Corning has helped pioneer the development, testing, and matching of open-office components. Look over these highlights of what our experts have learned. Then call on us for *all* the details and *all* the components of a *successful* open office system.

The ceiling. Handsome is as handsome does.

The ceiling is the single most important acoustic component in an open office. It should absorb, reflect, sound. A perfect ceiling would have the same

*T.M. Reg. O.-C.F.

You should remember how to design an open office

and attenuation as the open sky—a Noise Isolation Class (NIC) rating of 23.

An independent acoustical testing laboratory examined eight ceilings, including costly coffered and baffled systems. Their verdict: Owens-Corning's Nubby II Fibreglas* Ceiling Board, in any standard exposed grid suspension system, is *best* for achieving speech privacy at economical installed cost. In these tests, Nubby II was the *only* ceiling board with an NIC as high as 20 in a flat configuration.

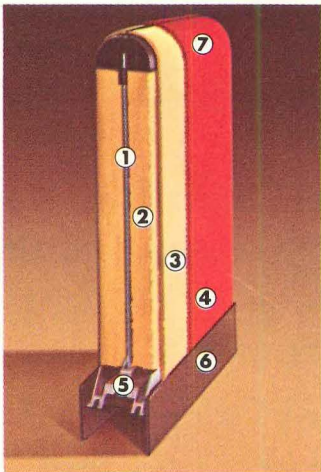
Some architects prefer the look of ceilings with exposed grids. Caution: As yet, *no* such ceiling provides the minimum NIC performance necessary to achieve satisfactory acoustical privacy in an open office.

In this league, handsome is as handsome *does*.

Acoustical screens.

"Don't just stand there. Do something."

An acoustical sound screen, visual symbol of the open office, offers flexibility, economy, personal privacy, and acoustical control. It has several acoustical functions:



- 1. A metal septum—to block direct sound transmission.
- 2. One-inch Fibreglas core on each side of septum—to absorb sound.
- 3. Sturdy special Fibreglas sound diffuser (strate)—for abuse resistance.
- 4. Stain-resistant Dacron® Polyester fabrics. These fabrics are washable, colorfast, and fire-resistant (Class 25).


5. Extruded aluminum frame, fastened to septum—for strength and stability.

6. Painted anodized aluminum kickplates—for additional abuse resistance.

7. Top and side radii designed to minimize sound defraction over edges.

Masking sounds. The sounds of silence.

Even the finest acoustical ceilings and screens cannot do the whole job of providing speech privacy. An electronic sound masking system of speakers, installed in the plenum, is necessary.



This sound must be unobtrusive—and *uniform*. Even at a few decibels above the desired NC₄₀ = 40 rating, the masking sound causes

people who are working in the office to begin raising their voices, defeating the whole purpose of the masking.


Owens-Corning's experts can recommend a background masking system that meets these requirements.

Owens-Corning system gets it all together.

For the open-office concept to be successful, the ceilings and screens must be tuned carefully to work *together*, and *with* the masking system.


Owens-Corning will be happy to provide you with all necessary information on achieving acoustical control in your open office. Or to guide the development of the whole acoustical system for you.

Write D. J. Meeks, Building Products Operating Division, Owens-Corning Fibreglas Corporation, Fibreglas Tower, Toledo, Ohio 43659.



Owens-Corning is Fibreglas

OWENS/CORNING
FIBERGLAS
TRADEMARK



Headquarters, New York State Bar Association, Albany, N.Y.

Architects: James Stewart Polshek and Associates, New York, N.Y.

Photographer: George

TCS... and a "lesson in civilized architecture"



"The headquarters of the New York State Bar Association," as a most distinguished critic recently wrote, "is an object lesson in how to build intelligently, sensitively and well... In a happy alliance, the lawyers and the architects, James Stewart Polshek and Associates, have preserved a row of handsome 19th-century town houses and incorporated them, not as a false front, but as a working part of a completely and strikingly handsome contemporary complex built

behind them. The words that come to mind are skill, imagination and taste—qualities not encountered too often on the urban scene."

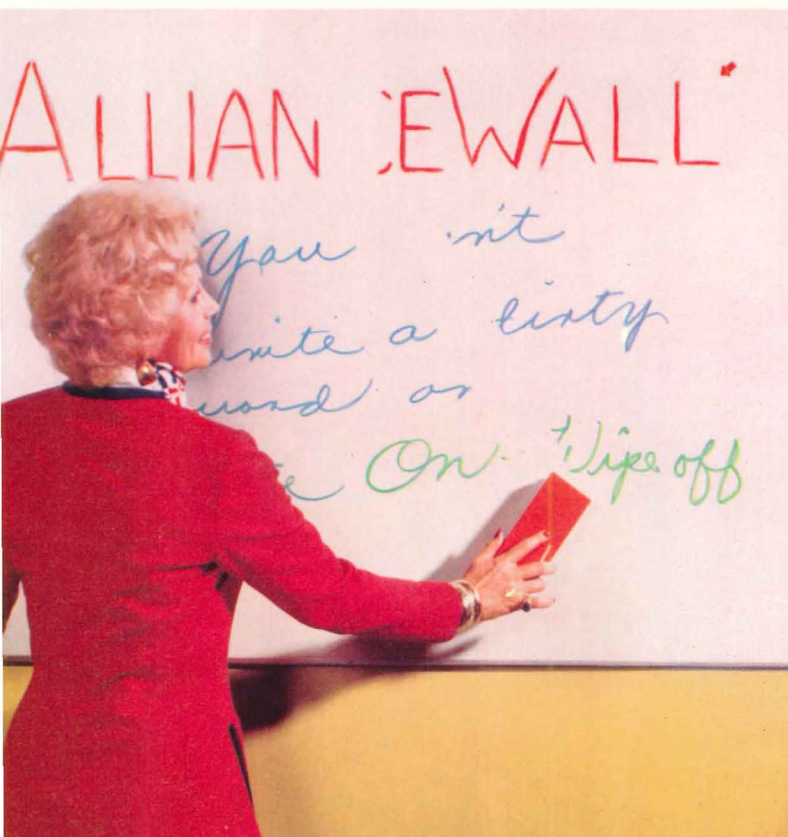
We at Follansbee Steel are particularly gratified that Mr. Polshek specified TCS (Terne-Coated Stainless Steel) for all pitched-roof areas of this outstanding building in which originality of design and integrity of site are so felicitously coupled.

FOLLANSBEE STEEL CORPORATION
Follansbee, West Virginia

For more data, circle 47 on inquiry card



You Can't Write A Dirty Word With AllianceWall Rite-On, Wipe-Off Panels. They're Absolutely Dustless.



Specially treated porcelain-on-steel panels and dry marker pens are combined to create a completely dustless writing system. Writing dries instantly and can be erased with a dry cloth or felt eraser. Laminated to low-cost gypsum board, the Rite-On, Wipe-Off panels are fire-proof, inexpensive to install and maintenance free. Floor-to-ceiling length or framed panels come in 50 decorator colors. Lighter shades make excellent projection screens. Panels also double as bulletin boards when used with miniature magnets. Boards can be used with any partition system. No special lighting system is required. Writing surface is guaranteed for 50 years.

For complete information write:

AllianceWall[®]
Corporation

Box 247, Alliance, Ohio 44601

Plants in Alliance, Ohio; Okmulgee, Oklahoma; Genk, Belgium; Odense, Denmark

For more data, circle 18 on inquiry card

**These skycap's shoes have lumbered across
The New Orleans International Airport for over a year.**



**Good thing the floors are carpeted with Anso[®] nylon.
It's guaranteed for 5 years.**

Thousands of people – with thousands of valises – keep this large airport pretty jammed, and the skycaps pretty busy.

That's why the New Orleans International Airport and their architects specified this tightly woven level-loop of Anso nylon. It can take the abuse that trampling feet – and laden luggage carts – can give.

Anso nylon is the second-generation, anti-soil nylon that comes with the toughest fiber wear guarantee in the industry. The **Guarantesth[®]**: the guarantee with teeth. It promises that if *any* portion of the carpet wears more than 10% over five years, Allied Chemical will replace it free.

Anso nylon was the right choice for the New Orleans International Airport and it could be the right choice for you. Discover why it's the fastest growing contract carpet nylon in America. For information phone or write: Allied Chemical Corporation, Fibers Division, Contract Department, 1411 Broadway, New York, New York 10018. (212) 391-5069.

For more data, circle 49 on inquiry card



New A21 Maytag Washer uses less hot water, less total water than other leading brands of top-loading commercial washers.

It can save you 25 to 53% on gas used to heat water.

Look what the dependability people have just come up with, to help you cut costs in the laundry room.

The energy-saving new A21 Maytag Dial-A-Fabric™ Washer can save you from 25 to 53% on gas for heating water over other leading brands of comparably sized top-loading commercial washers, because it uses less hot water.

It can also save you 2 to 15% on total water usage which, of course, could mean a saving on sewer tax (if applicable in your area) due to smaller discharge.

Naturally, your actual savings will depend upon present equipment and cycle usage. The figures above are based on cycle usage of approximately 3½ hot, 5 warm, and 1½ cold water washes out of every ten washloads.

Many Other New Features

You and your tenants will also like the additional features we've built into the A21 Maytag, including: Liquid bleach dispenser for extra convenience and better fabric care, plus handsomely styled new control panel with easier-to-read markings.


Easy Care for All Washables

Your tenants will love the convenience of the new A21 Maytag Dial-A-Fabric™ Washer. It lets them dial a scientifically programmed cycle for any washable fabric—even knits and wool. One dial setting does it!

Money-Saving Maytag Dependability

Of course you'll appreciate the dependability built into every rugged inch, plus easy maintenance made possible by complete up-front service access. Get the free facts on how the new A21 Maytag Washer can help you cut costs and increase profits. Mail the coupon now.

THE MAYTAG COMPANY, NEWTON, IOWA 50208



MAYTAG
THE DEPENDABILITY PEOPLE



Breakthrough!
Maytag-equipped
HOME STYLE LAUNDRY
can give you more profit
per square foot.

This revolutionary concept can cut your costs, while giving you a unique kind of laundry that lets tenants enjoy homelike atmosphere and convenience. Everything's grouped in a functional cluster, like in a home laundry room. It's all made possible by the new A21 Maytag Washer and the exclusive D21 Maytag Dryer, *two separate dryers in half the space of one large dryer.* Look at the many potential advantages compared to the usual self-service laundry: Smaller space needed, smaller initial cost, lower operating cost, better return on your investment. Get the full story of the Maytag-equipped Home Style Laundry now!

The Maytag Company

Advertising Dept. AR-10-76, Newton, Iowa 50208

- Send the free facts about the new A21 Maytag Dial-A-Fabric™ Washer that can help me save from 25 to 53% on gas used to heat water, and from 2 to 15% on total water usage.
- Also send full details on the revolutionary Maytag-equipped Home Style Laundry.
- Have a Maytag Distributor phone for an appointment to show me how much I can save on basic utilities with the A21 Washer.

Name _____

Business Address _____

City _____ County _____

State _____ Zip _____

Business Phone _____

For more data, circle 51 on inquiry card



TURN A SHOPPING MALL INTO A CATHEDRAL.

Moduspan® space-frame system lets your buildings soar almost as far as your imagination.

Because Moduspan eliminates the need for welded steel trusses that restrict building design.

Instead, Moduspan employs lightweight, standardized modules. A simple nut and bolt construction. And random supports and overhangs in two directions.

As a result, there's almost no limit to the variety of modular configurations you can use on roofs, walls and specialty designs.

But Moduspan isn't just beautiful. It's also practical.

Moduspan virtually eliminates on-the-job delays caused by waiting for cus-

tom designed fabrications.

It also makes the attachment of such auxiliary items as light fixtures, sprinklers and glass simple because the entire structure is made up of Unistrut channels.

And Moduspan components are available in both 4' and 5' systems and six durable colors.

Moduspan. The space-frame system that can make some of your wildest dreams come true.

For more information write to Unistrut Corporation, Wayne, Michigan 48184



MODUSPAN

The Mall at Columbia, Maryland. Owners: The Rouse Co., Columbia, Maryland. Architects: Cope, Linder and Walmsley, Philadelphia, Pa. General Contractors: The Whiting-Turner Contracting Co., Towson, Baltimore, Maryland.

CONSTRUCTION MANAGEMENT
 BUILDING COSTS
 BUILDING ACTIVITY

suggested method for documenting value management

Value management as it applies to architectural projects is an approach to obtaining optimum value for every dollar spent on a construction project. It takes into account construction materials, construction systems, and architectural designs as well as functional

analysis, worth, life cycle costs and other constraints. The concept is neither new nor unique; however, a formalized system to approach and document the analysis so that its credibility can be transmitted and understood by others not involved directly is relatively new.

H. Maynard Blumer, AIA-FCSI

Presented here is a method utilizing 12 worksheets for making a value management analysis of a proposed building when the construction documents are complete. By understanding this analysis system with its built-in documentation and presentation methods, the analyst may devise ways of adapting this method to proposed construction projects at their earlier stages of development.

To the owner of the proposed project, the method offers an opportunity to review the effects of material selection on operating costs,

Blumer is an Associate Principal and Director of Specifications and Research with the Phoenix firm of Guirey, ... Arnold & Sprinkle, Architects Planners.

maintenance costs, and replacement costs, and how this decision affects the cash flow and feasibility of the project through life cycle cost analysis, which is an integral part of value management analysis.

The analysis system presented here is currently being promoted by the Public Buildings Service of the General Services Administration, and the system is being taught to architects and engineers in workshops sponsored by the American Consulting Engineers Council and The American Institute of Architects. Upon completion those who are prequalified to take these 40-hour seminars are certified by the GSA as Value Management analysts and are qualified to enter into Value Management

Service contracts with government agencies such as the Corps of Engineers, Environmental Protection Agency, General Services Administration, and other Federal agencies.

The following discussion and instruction under the headings of Worksheet Numbers 1 through 12 assumes a value management team of three or more per team. Following is a representative example, a VM team of three architects and four structural engineers assigned to make a value analysis of the structural system for a military headquarters building, using a completed set of construction drawings.

Note: The terms value analysis, value management, and value engineering as currently used are interchangeable.

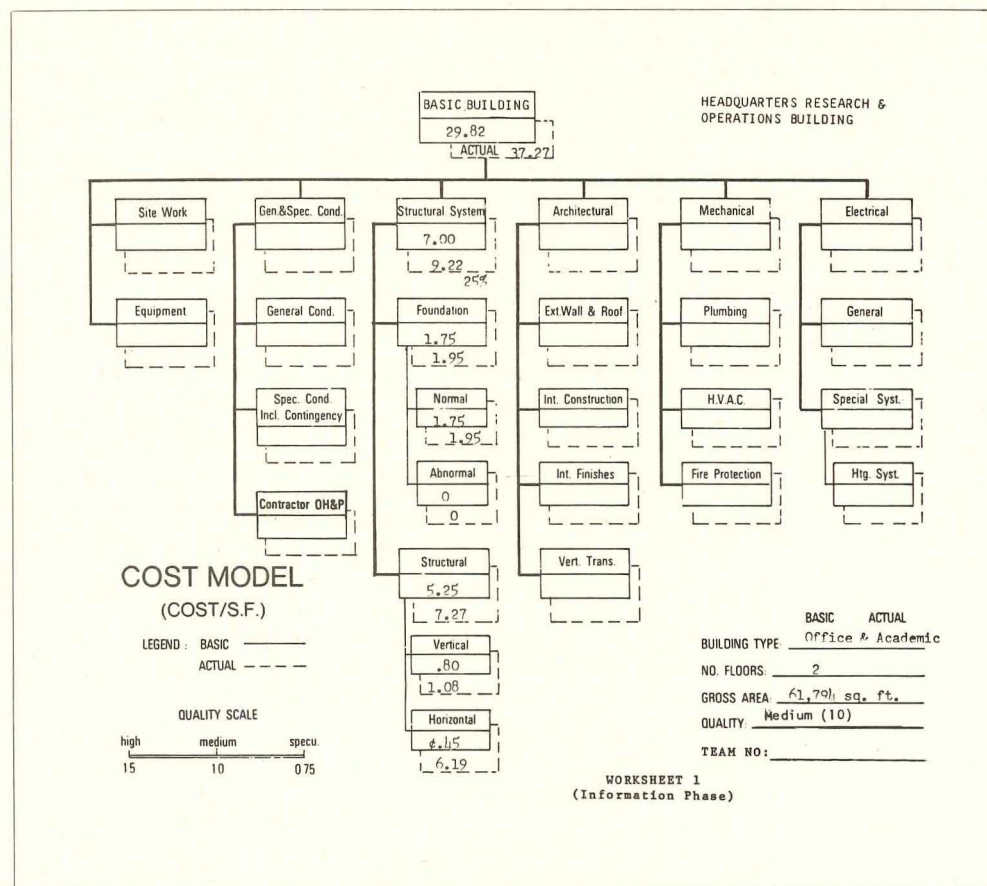
Worksheet 1: cost model

The cost model helps locate the costs, defines what the VM team thinks those costs ought to be, and determines where to target cost efforts for maximum effect. "Basic" figures are what the VM team believes from experience the figures should be, while "Actual" figures are what costs have been found to be in terms of present status of the project (from estimates or bids).

The cost model is formed by breaking the project into major systems and cost elements, and breaking them into their subsystems and elements. The suggested breakdown for a typical building has been written in as a guide.

After "Basic" and "Actual" per square foot costs have been computed or estimated for each element of the model, an analysis of the difference between the figures can be made. One possible comparison is to compute the percentages of difference between the Basic and Actual figures for each set of figures.

Whatever method of analysis of Worksheet 1 data is used, the VM team's objective is to study those subelements that offer the greatest potential savings: those areas where the greatest gap exists between what something should cost and what it actually will cost.



Worksheet 2
(Information Phase)

VALUE ENGINEERING TEAM STUDY
INFORMATION

PROJECT Headquarters, Research & Operations Building TEAM NO. _____
 ITEM Structural Systems (including exterior walls) DATE _____
 BASIC FUNCTION Support Building Loads

DESIGN CRITERIA:

Lateral Loads - 22 psf wind
 zone 2 earthquake

Vertical - 20 psf live (roof)
 100 psf live (floor)

Fire Rating - Unprotected noncombustible

Soil Bearing Pressure - 3000 psf

DESIGN HISTORY & BACKGROUND:

Project located in remote south central Arizona.
 Project consists of a series of buildings & functions.
 Project to reflect a regional territorial architectural style.

Team Members: _____

Work sheet 2: VM team study information

The purpose of Work Sheet 2 is simply to list basic facts that will assist the VM team in making their decisions. A separate sheet may be prepared for each target selected from Work Sheet 1 if the list is too large to be easily managed.

Work sheet 4: graphical functional analysis

This work sheet converts the "Original Costs" from Work Sheet 3 into a graphic presentation for visual relationship. The most costly structural system component from Work Sheet 3 (the exterior masonry) is listed and charted first, and then the second most costly, etc., until all components are listed.

The purpose of this work sheet is to assist the VM team in targeting components most worthy of further investigation. A secondary value of the work sheet—and actually a value of all work sheets—is to convey to a reviewing party the process through which the VM team went, to establish the credibility of their results, and to document facts should it be desirable to look for additional cost targets not pursued during the initial value management analysis.

The worth figures may also be applied to this work sheet if the team desires. If done, however, they should be color- or graphically-coded at a subordinate level of visual identification.

FUNCTIONAL ANALYSIS									
PROJECT <u>Headquarters Research & Operations Building</u>					ITEM <u>Structural System (including exterior walls)</u>				
BASIC FUNCTION <u>Support Building Loads</u>					DATE _____				
Structural System = 30.7%									
QUANTITY	UNIT	COMPONENT	FUNCTION		BASIC/SECONDARY	EXPLANATION	ORIGINAL COST	BASIC WORTH	
			VERB	NOUN					
2,807	CY	Earthwork	Prepare	Bearing	R		29,270	\$15,000	
30,500	SF	Foundations:	Controls	Drainage	S		-		
9,049	SF		Formwork	Concrete	B		22,651	11,300	
385	CY	Concrete	Transmits	Loads	R	61,137	17,807	11,000	
45,600	LBS	Reinf.	Strengthens	Concrete	R		20,976	11,000	
		Slab-on-grade							
390	CY	Concrete	Transmits	Loads	S	28,275	19,695		
39,000	SF	Reinf. Mesh	Strengthens	Concrete	S		8,580		
33,996	SF	Supported Slabs: Formwork	Contains	Concrete	R		71,621	37,000	
			Concrete	Strengthens	Concrete	S	93,029	-	
339	CY	Concrete	Transmits	Loads	R		18,108	18,108	
1	LS	Screeds, Joints, Finish	Controls	Appearance	S		21,917		
22,802	SF	Exterior Masonry Walls	Resists	Lateral Loads	R		136,812	20,000	
			Concrete	Enclose	Interior	R		-	31,200
45	T	Structural Steel: Columns	Transmits	Loads	R		61,125	50,000	
147.3	T		Beams	Supports	Floor	R		132,118	106,000
30	T	Roof Trusses	Supports	Roof	R		39,720	21,000	
30,772	SF	Roof Decking	Enclose	Interior	R		116,158	38,500	
1	LS	Misc. Steel	Completes	System	S		56,162		
Cost Ratio = $\frac{\$706,323}{\$382,408} = 1.84$							Worksheet 3 $\frac{\$706,323}{\$382,408}$ (Information Phase)		

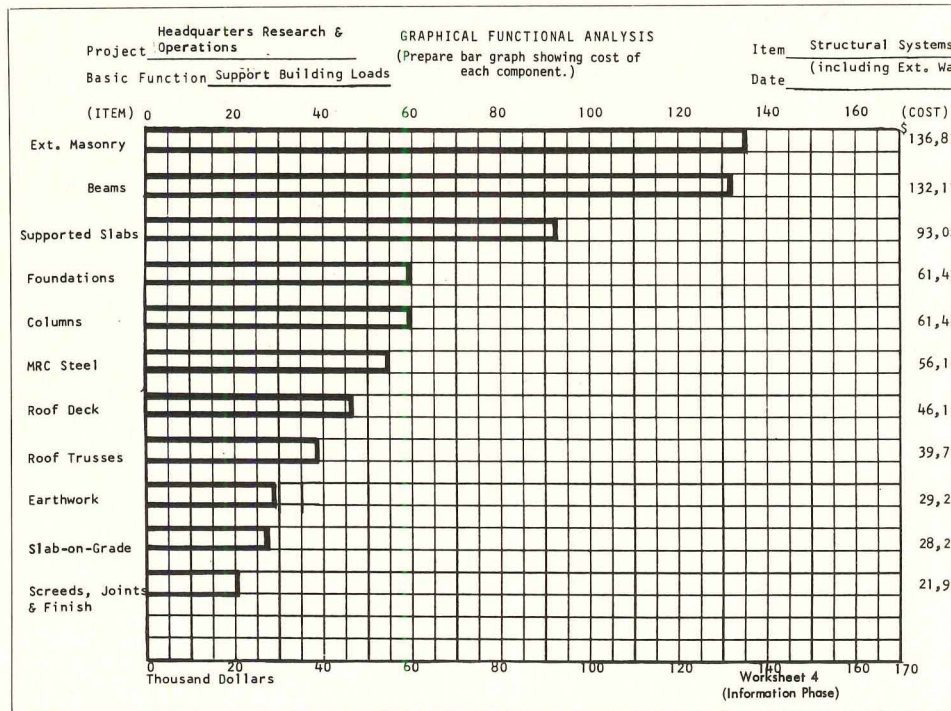
Work sheet 3: functional analysis

The functional analysis work sheet is a quantitative analysis that introduces worth into the VM team's line of thought. The following steps are used to complete the form:

- 1) Select an item (in this case, the structural system) from the cost model Work Sheet 1 to analyze.
- 2) Describe the selected item's function and enter it in the blank for "Basic Function." Note all functions to be listed on this form are to be stated with a simple verb and noun, such as the function of a pencil is to "make marks" while an eraser's function is to "remove marks."
- 3) Break the item into its major components, giving the quantity, the unit of measure, and the component name.
- 4) Describe the function of the component by the "verb-noun" method described in step 2; more than one function may be assigned to

the component. If this is the case list each function on a separate line, then note whether function is the basic function or a secondary function of the component.

- 5) Enter the "actual" cost that was assigned in the cost model Work Sheet 1.
- 6) Then enter what the VM team by discussion or quick calculation and brainstorming feels that the performance of the listed function should be. Assign a worth for each function whether basic or secondary. (Worth is an arbitrary figure, based on the considered opinion of the VM team.)
- 7) By totaling the original cost column and the worth column, then expressing their ratio in percentage, a comparative figure can be developed to assist the VM team in directing their efforts. In this case, the original cost of structural system is nearly twice its worth. Further examination of structure is in order.



Work sheet 5: creative idea listing

is the fun work sheet; on this sheet anything goes.

Considering each component and its function, the team enters all suggestions for accomplishing any portion or all of the function. There must be totally uninhibited creative thoughts with no consideration of evaluation. A guiding principle is that a ridiculous thought or a joke may trigger a creative thought.

The ideas of Work Sheet 5 are evaluated thus: A quick pass at the ideas will create one or possibly only two categories. Place an asterisk beside what looks like a good idea. Place one through the number of the ideas which are obviously lighthearted, or deserve no further consideration. Take a second look at the asterisked ideas to see if they should be left unmarked for consideration at some future date or acted upon.

Worksheet 5 (Creative Phase)

VALUE ENGINEERING TEAM STUDY
CREATIVE IDEA LISTING

PROJECT: Headquarters Research & Operations
TEAM NO. _____

ITEM: Structural Systems (including ext. wall)
BASIC FUNCTION: Support Building Load

Uninhibited Creativity _____ Date _____

Don't Evaluate Idea	Idea Refinement is Later
Foundations & Earthwork	Exterior Wall
Rear Footings on Compacted Fill	x 21. Reduce Wall Thickness
Drilled Cassons	x 22. Reduce Story Height
Grade Beams	x 23. Load Bearing (masonry or studs)
Combine w/Tilt-Up Wall Panels	x 24. Precast or Tilt-Up Panels
Masonry Foundation Wall	25. Cast-in-Place Walls
Prefabricated Conc. Blk Panels	26. Face Brick & Studs
Precast Conc. Grade Beams	27. Stucco on Studs
Structural Precast Floor & Roof System	28. Curtain Wall
Clear Span Roof System	x 29. CMU's on Stud (slump Block)
32' Bays in Lieu of 24'	30. Metal Panels
Prestressed Precast Cored Floor Slabs	31. Wood Siding on Studs
Wood Framing	32. "Polycast" panels & Studs
Truss-Joist & Wood Deck	x 33. Prefabricated Conc. Blk Panels
Cast-in-Place Systems	34. Adobe Brick
Long-Span Metal Deck	35. Asbestos Panels ("Corspan")
Roof Space Frame	36. Porcelain Panels
Composite Floor System	37. _____
"Hambro" Joist Floor & Roof System	38. _____
Reduce Roof Slope	39. _____
Reduce Story Heights	40. _____
Bar Joist Framing w/"Corruform"	_____

x Items to consider in detail
- Items Deleted From Further study.

Work sheet 6: evaluation chart

Now going to Work Sheet 6, column 1, enter as selected from Work Sheet 5. In columns 2 and 3, enter the advantages and disadvantages using the "verb-noun" method used in section description where possible. In column 4, by discussion among the team members, arrive at generalized ratings.

Worksheet 6 (Judgment Phase)

EVALUATION CHART

PROJECT: Headquarters Research & Operations
DATE: _____
ITEM: Structural Systems (including Ext. Walls)
BASIC FUNCTION: Support Building Loads

Ideas Selected from Worksheet 5	Potential Advantages	Potential Disadvantages	Idea Rating
Footings on compact-fill.	Reduce stem height reduce cost	Differential settlement controlled	Excellent
Grade beams supported on columns or spread footings.	Eliminates cont. footing reduce materials	Increases reinf.	Fair
Cast-in-place concrete combined with beams & wall panels.	Reduces job site labor. Eliminates grade beams	Component connections	Good
Prefabricated conc. blk panels for foundation & siding walls.	Reduce jobsite labor reduce const. time	Control factory joints module	Fair
Cast concrete floor & roof systems. (Prestressed)	Reduce floor-ceiling depth; reduce job-site labor	Increased weight	Excellent
Reduce bay from 24' to _____	Reduce material Reduce no. of columns	Increased depth	Fair
Reduce story height	Reduce materials & cubage.	Effect mech. & elect.	Excellent
Load bearing masonry wall reduced thickness	Reduce materials & weight.	Construction sequence coordination.	Excellent

REMARKS: _____

Weighted Constraints Chart (Worksheet 7 Judgment Phase)

IDEAS	WEIGHT										TOTAL	RANK	REMARKS
	INITIAL COST	ESTHETIC	CONSTRUCTION SEQUENCE	CONVERTIBILITY	OPERATION & MAINTENANCE	RELIABILITY	PLIABILITY	NOISE	ODOR	ENVIRONMENTAL			
1. Footings	10	10	10	10	10	10	10	10	10	10	234	A-1	Cost Review
2. Grade Beams	8	8	8	8	8	8	8	8	8	8	200	A-2	-
3. Tilt-Up Panels	10	10	10	10	10	10	10	10	10	10	266	B-2	Cost Review
4. Pre-Fab Conc. Blk (etc)	10	10	10	10	10	10	10	10	10	10	228	B-5	-
5. Precast Concrete											221	C-3	Cost Review
6. Bay Size											197	C-6	-
7. Story Height											246	B-4	Cost Review
8. Masonry											266	B-1	Cost Review
9. Bar Joist Framing											241	C-1	Cost Review
10. "Hambro" System											219	C-4	Cost Review
11. CMU Non-L.S. Walls											264	B-3	-
12. Restudy Existing											233	C-2	Cost Review
ORIGINAL SYSTEMS													
A. Footings	7	10	5	4	10	10	10	10	10	10	164	A-3	-
B. Exterior Walls	5	10	7	5	10	10	10	10	10	10	224	B-6	-
C. Structure	6	3	1	1	10	10	10	10	10	10	219	C-4	-

8-10---Excellent 4-5---Fair 1-3---Poor
Project: Headquarters Research & Operations

Work sheet 7: weighted constraints chart

This is where considerations other than initial costs (such as esthetics, maintenance, ease of use, construction ease, construction time, life flexibility, convertibility, reliability, operation costs, ecology, noise, odor, etc.) are systematically applied as constraints on the initial cost and general team feelings of the ideas from Work Sheet 6:

1) Enter ideas to be considered from Work Sheet 6 in column 1. Also enter the original project systems as designed (bottom of the chart).

2) By brainstorming and discussion enter the most valid constraints across the horizontal headings of the chart.

3) By discussion establish weighted values for the constraints. Normally numbers between 0 and 10 will be adequate. Some numbers may be the same and some values may not occur.

4) In the upper left half of the chart squares write in a value for the degree to which the constraint is satisfied by the idea, again, on a scale of 0 to 10. For example, if the constraint is fully satisfied, assign 10; if the constraint is partially satisfied, a lesser number should be entered.

5) In the lower right hand half of the chart squares write the contributing value of the constraint satisfaction which is the product of the weighted value of the constraint from the top of the chart times the proportionate degree of constraint satisfied entered in step 4. It is suggested that both step 4 and step 5 be entered by working a single constraint from each idea down the chart before proceeding to the next constraint.

6) Add the totals of step 5 for each idea and enter in column headed "total." Rank the totals, the largest being "1," the second largest "2," etc., keeping like-systems together (footings; exterior walls; structure).

7) In the right hand column note those ideas that by virtue of their rank are worthy of cost review.

Work sheet 8: cost work sheet

On this work sheet, quantity take-off of each material or unit of work within a particular subsystem from Work Sheet 7 is computed and extended on a unit cost basis to arrive at a total cost. If quantities cannot be determined, the most accurate estimate possible may be used. If the estimator has reservations on the reliability of this estimate or other remarks that might influence future judgment, they should be noted.

The product of this work sheet should be valid, substitute subsystem costs. If combinations of certain subsystems are necessary to equate with other systems or subsystem combinations they should be compiled for ease of evaluation.

Worksheet 8 (Development Phase)

COST WORKSHEET

SYSTEM: STRUCTURAL SYSTEMS (INCLUDING EXT. WALLS)	UNIT	TOTAL COST
SUBSYSTEM: SUBGRADE STRUCTURAL		
UNIT: -	QUANTITY	COST
Original Earthwork & Foundations:		
Earthwork	2,807 CY	29,270
Foundation Formwork	9,049 SF	22,654
Foundation Concrete	385 CY	17,807
Foundation Reinf.	45,600 LB	20,976
		590,707
ALTERNATE: A-1 - Bear Footings on Compacted Fill.		
Footings revised to 2'0" wide with 3'0" x 8" stem walls.		
Concrete	172 yds	3,740
Formwork	96 yds	4,800
Reinforcing	7,560 SF	11,340
Earthwork	31,200 LB	18,000
		352,800

Work sheet 9: life cycle cost analysis

This work sheet explores decisions which architects normally make intuitively or by experience. Formalizing this process in financial terms with projectable dollar values of present worth reflecting life-cycle expenditures and costs of finance, lends credibility to the task and reduces risk of judgment. This form, al-

Worksheet 9 (Development Phase)

Life Cycle Cost Analysis

Project: Headquarters Research & Operations Bldg. DATE: _____

System or Item: Structural Systems (incl. Ext. Walls) TEAM NO. 3

INITIAL COSTS	ORIGINAL		ALT. #1		ALT. #2	
	AMOUNT	%	AMOUNT	%	AMOUNT	%
1. Base Cost	90,707	52,800				
2. Interface Costs	N.A.	N.A.				
(a)						
(b)						
(c)						
3. Other Initial Costs						
(a) Re-design @ 4%	N.A.	2,110				
(b)						
(c)						
4. TOTAL INITIAL COST	90,707	54,910				
LIFE-CYCLE EXPENDITURES						
5. Year @ % Amount Present Worth of Future Replacement Cost			N.A.	N.A.		
6. Year @ % Amount Present Worth of Future Replacement Cost						
7. Year @ % Amount Present Worth of Future Replacement Cost						
8. Year @ % Amount Present Worth of Future Replacement Cost						
ANNUAL OWNING & OPERATING COSTS						
CAPITAL RECOVERY OF THE TOTAL INITIAL COST						
9. Amortized Initial Cost @ 8% 40 Year Initial Factor (.08386)			7,606.69	4,604.75		
10. Capital Recovery of the Present Worth of the Replacement Cost			N.A.	N.A.		
(a) Year						
(b) Year						
(c) Year						
11. Annual Costs			N.A.	N.A.		
(a) Maintenance						
(b) Operations						
(c)						
12. TOTAL ANNUAL OWNING & OPERATING COST			7,606.69	4,604.75		
13. Annual Difference						3,001.94
14. PRESENT WORTH OF ANNUAL DIFFERENCE						35,798.13

though it may be considered very brief, contributes greatly to the credibility of the value analysis when transmitted to a reviewing party. Therefore, the attention given to the input in this work sheet should not be minimized.

In completing the form, note that a column is developed for the original project data and for each of the alternates under consideration. Work sheet headings, alternates and their base costs are taken from Work Sheet 8:

1) *Initial Costs (lines 1, 2, 3, and 4).* Enter the base cost from Work Sheet 8. By team discussion evolve other costs noted as "Interface Costs," that is, costs to other work that would not be incurred if this alternate were not used and "Other Initial Costs" such as redesign cost, increased construction time costs, etc. These adjustments in costs will then yield a total initial cost which may be compared.

2) *Life-cycle Expenditures (lines 5, 6, 7, and 8).* In this area of the form develop the replacement costs and the year that cost will be incurred. For example, the replacement cost of a \$10,000-product in ten years (assuming a 10 per cent interest rate) can be computed by multiplying the replacement price by 0.3855, the factor found on a "10 per cent compound interest table." These tables are maintained by accountants. The replacement cost is \$10,000 x 0.3855 or \$3,855 more in terms of present worth. On the form for line 5 the entries would be 'year 10 @ 10 per cent Amount \$10,000. Present worth of replacement cost \$3,855.' The amount required to be reserved today for future replacement costs is \$13,855.

3) *Annual Owning and Operating Costs (lines 9, 10, 11 and 12).* After all impact-type costs have been reconciled to present worth values, they can be converted to a constant annual cost, or the amount that would be required to be reserved each year for future replacement costs when they occur (line 10). The total initial cost can also be amortized over the total life (line 9). Other estimated annual costs such as maintenance, operations, etc., should also be listed (line 11). The sum of the annual costs can be entered in line 12 as Total Annual Owning and Operating Costs.

The entries for lines 9 and 10 are computed by multiplying the respective values for lines 4 through 8 by their "Capital Recovery Factor" found in the "Capital Recovery Factor Uniform Series" column of the "10 per cent Compound Interest Factor Table," which is 0.11746. The factor may also be found in an accountant's table for "Annual payment necessary for amortizing a loan."

4) *"Present Worth of Annual Differences"* is the sum that is saved during the life cycle of the project if the particular alternate is used and if the total costs (initial, replacement, and annual operating) are amortized equally on an annual basis for the life of the project. It is computed by multiplying the differences of the alternate cost and the original proposed project cost by the present worth factor. In our example of 10 per cent compound interest for 10 years, it may be found on the 10 per cent compound interest table. It may also be found on a "Present Value of Future Return" table.

RANKING BY LIFE-CYCLE RESULTS
ANNUAL COST OF SYSTEM Weighted Constraints Chart Worksheet 10
(Development Phase)

WEIGHT	Constraints	IDEAS	RANK		ANNUAL COST
			POSITIVE	NEGATIVE	
A. Earthwork & Foundations					
	A-1-Footings-Compacted Fill		1		\$4,604.75
	Original Design		2		7,606.69
B. Exterior Perimeter Walls					
	B-2 Tilt-Up Panels		1		\$ 3,764.86
	B-1 8" L.B. Masonry		2		4,893.62
	Original Design		3		12,473.05
C. Structural Systems					
	C-1. Bar Joist Framing		1		\$21,808.00
	C-4. "Hambro" Framing		2		23,622.00
	C-3. Precast P.S. Conc.		3		24,520.00
	Original Design		4		32,156.00
	C-2. Restudy Original		5		32,265.00

8-10---Excellent 4-5---Fair Project Headquarters Research & Operations
6-7---Good 1-3---Poor Date

Work sheet 10: weighted constraints chart

The various alternates analyzed may be evaluated with constraints developed and weighted similar to the methods described under Work Sheet 7 and then ranked. Types of constraints may be the same as were used in Work Sheet 7; however, they most certainly should contain life-cycle costs, cash flow considerations, and other factors that have been developed or may now be suggested to be developed as constraints. Various combinations should be analyzed at this stage as a constraining factor if applicable.

Worksheet 11
(Presentation Phase)

VALUE ENGINEERING PROPOSAL

PROJECT Headquarters Research & Operations DATE _____

ITEM Structural Systems (includ. ext. walls) TEAM NO. _____

Summary of Change (Brief Description of "before" and "after".)

A. EARTHWORK AND FOUNDATIONS

ORIGINAL: Footing to 2' below existing grade with foundations being 3' to 8' high. Site slopes approx. 6' across building.

ALT-A-1: Provide compacted backfill prior to placing footing. Bear footings on compacted fill. Reduce foundation wall width to 8" x 3' high.

ESTIMATED COST SUMMARY (ATTACH COST ESTIMATES IF NECESSARY.)

(Line numbers refer to Worksheet 9)	No. of Units	Unit Cost	Total
A. Original... (Total Initial Line 4)	1	\$ 90,707	\$ 90,707
B. Proposed... (Total Initial Line 4)	1	\$4,910	\$4,910
C. Implementation Costs.....	-	-	-
D. Other Costs.....	-	-	-
E. Initial Savings...A-B(C+D)...	-	35,797	35,797.00
F. Life-Cycle Costs Annual Savings	-	-	-
Line 13.....	1	3,001.94	3,001.94
G. Life-Cycle Costs Gross Savings (F x Design Life in Years)....	40	3,001.94	120,077.60
H. Present Worth of LCC Annual Savings (Line 14)	-	-	35,798.13
Percent Savings Instant (E + A)	-	-	39%
Percent Savings Life-Cycle (F + Line 12)	-	-	39%

Work sheet 11: value engineering proposal

This work sheet is basically for presentation and summary purposes. Those alternates that should be given consideration for improvement of the value of the project are individually described, with a cost summary.

VALUE ENGINEERING REVIEW
Idea Listing
(Use this worksheet to list ideas which have potential but which you do not have time to pursue during this workshop.)

Worksheet 12

Description	Est. Potential Saving		Remarks
	Initial	Life Cycle	
1. Combination of: 6" pre-cast plank 2nd floor structural system; light-weight long span steel truss roof framing system carrying 12" wide wall to 2nd floor slab bearing elevation and extending 8" masonry wall to roof truss bearing elevation through parapet.	123,450	416,000	
2. Combination of: "Hambro" composite bar joist 2nd floor structural system; light-weight long span steel truss roof framing system; 8" concrete masonry unit bearing walls or tilt-up pre-cast concrete wall panels.	153,000	517,000	

Work sheet 12: idea listing


On this work sheet list and describe any ideas that should be saved for future analysis should the review of the presentation indicate such is needed.


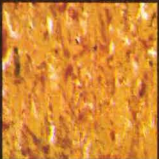
Finally, GAF[®] introduces the first truly
color coordinated Architectural Floor Tiles.

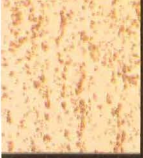


So now, when you decide on  or 

you can match with   and  or

blend with   or highlight with 

 or  or decide on   or 


and match with   or contrast with

  or even . Whatever. You can

create it with the first Architectural Floor
Tile Line made to go beautifully with itself.

In 45 colors, 26 of them new for 1976.

Beautiful.  Architectural Floor Tiles



Project: Keen College Academic Building, Union, N. J. Architect: Robert Hillier, Princeton, N. J. Curtain Wall Erector: Whelan Mfg. Co., Trenton, N. J.

Alcoa Alply Insulated Panels offer you custom design flexibility.

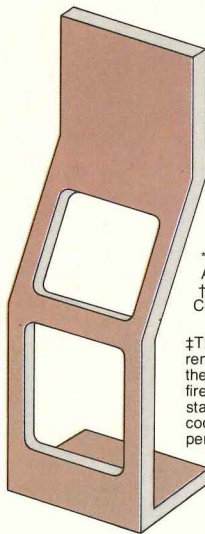
Why settle for less?

If aesthetic freedom and energy conservation are important to you and your client, then we suggest you contact us for your nearest Alcoa Alply* panel regional distributor, who offers you single-source responsibility — everything from engineering to the completed wall system, in place, with integral fenestration, interior and exterior finish and thermal insulation.

No other insulated modular wall offers all these choices for low- to middle-rise buildings:

Exterior and interior skins: aluminum, stainless steel, hardboard, plywood, cement-asbestos — you name it.

Finishes: four standard finishes and 18 colors, including Super Alomalure* baked-on, factory-applied fluoropolymer enamels . . . Alomalure baked-on synthetic resin enamels . . . Alumilite† electrolytic coatings in natural aluminum . . . Duranodic† hard-coat finishes in three integral bronze shades and three new integral gray shades.



*Registered Trademark of Aluminum Company of America
†Trade Name of Aluminum Company of America

‡The use of polyurethane, polystyrene and isocyanurate cores in these applications may present a fire hazard under certain circumstances. Consultation with building code officials and insurance company personnel is recommended.

Panel cores: polystyrene, polyurethane, isocyanurate‡ or other materials, depending upon project requirements.

Wide range of panel sizes: up to 5 feet wide, 18 feet long.

Variety of shapes: panels can be shop-formed to almost any three-dimensional shape desired.

Choice of joining systems: Alcoa's patented Snug Seam* caulking, splines, battens or frames.

Variety of cutouts possible: to accommodate windows, doors, sloping grade lines, walkways, difficult contours, parapets.

Whatever you're designing, let our regional Alcoa Alply panel distributors help. They know a great deal about wall systems, finishes, industrial roofing and siding and other low- and middle-rise construction problems. For further information, write: The Stolle Corporation, Aluminum Company of America, 1025-K Alcoa Building, Pittsburgh, PA 15219.

The Stolle Corporation A Subsidiary of Aluminum Company of America

For more data, circle 54 on inquiry card

1977 Dodge Construction Systems Costs
Quick, accurate project budgeting

At a time when architects and other construction professionals are being held increasingly responsible for the project cost estimates they prepare, new features of the just-published 1977 Dodge Construction Systems Costs can help increase the speed and accuracy of their analyses during the crucial early project stages, when design decisions have the greatest impact on ultimate costs.

The 259-page cost data book is arranged so users can immediately establish a budget from tables of average building costs for various types of structures, given in dollars per sq ft for low, average and high quality. A space planning guide helps determine the space needed in different building types.

A new section on average system costs enables users to identify at a glance the relative costs among different types of assemblies for exterior wall, roofing, partition, interior wall finish, floor finish and ceiling systems. In-place costs for more than 500 assemblies, making up the major portion of the book, permit the selection of a combination that holds system costs within a project budget. A locality adjustment table for 105 U.S. and Canadian cities provides cost variations based on local rates for labor and materials. All data reflect computerized composite costs of actual buildings and cost projections for 1977.

Price of Dodge Construction Systems Costs remains \$33.80 prepaid plus the appropriate state sales tax. Purchasers may send mail orders to Dodge Building Cost Services, McGraw-Hill Information Systems Company, Room 2051, 1221 Avenue of the Americas, New York, N.Y. 10020.

Metropolitan area	Cost differential	Current Indexes				% change last 12 months
		non-res.	residential	masonry	steel	
U.S. Average	8.5	561.2	526.8	553.6	539.8	+ 8.4
Atlanta	7.5	664.1	626.0	654.0	640.8	+ 9.8
Baltimore	8.5	594.0	558.4	577.9	566.2	+ .7
Birmingham	7.3	558.1	519.0	548.3	536.8	+23.0
Boston	9.0	562.1	531.1	564.0	546.8	+ 8.3
Buffalo	9.1	593.4	557.1	584.0	567.3	+ 2.8
Chicago	8.3	643.2	605.2	634.6	618.5	+13.4
Cincinnati	8.8	616.8	580.3	602.2	589.2	+10.8
Cleveland	9.0	640.9	603.0	629.6	614.5	+19.2
Columbus, Ohio	8.2	564.2	529.8	561.5	544.7	+ 6.6
Dallas	7.9	542.4	525.2	538.9	524.5	+ 7.8
Denver	8.4	621.9	585.0	615.7	602.5	+11.3
Detroit	9.8	623.1	593.5	620.5	604.0	+ 3.3
Houston	7.4	520.8	489.0	509.4	500.4	+ 6.6
Indianapolis	7.8	522.0	490.1	513.8	503.0	+13.3
Kansas City	8.7	553.4	522.9	544.4	532.2	+ 7.5
Los Angeles	8.5	687.0	627.9	670.1	652.2	+13.3
Louisville	7.6	557.2	523.2	548.7	536.0	+11.1
Memphis	8.4	539.9	506.9	525.0	512.3	- .7
Miami	7.9	598.7	570.3	594.9	582.0	+ 6.0
Milwaukee	8.7	683.8	642.0	679.4	656.4	+12.7
Minneapolis	8.9	569.4	535.6	564.4	548.6	+ 4.9
Newark	9.0	515.1	483.6	512.5	499.4	+ 4.2
New Orleans	7.5	540.8	510.4	531.3	522.3	+ 8.1
New York	10.0	593.2	551.5	580.0	569.9	+ 8.9
Philadelphia	9.1	584.6	556.9	577.7	565.7	+ 2.1
Phoenix (1947 = 100)	8.2	318.0	298.6	314.4	306.1	+ 5.7
Pittsburgh	8.9	531.1	499.6	521.1	510.1	+ 3.3
St. Louis	8.7	543.1	512.6	538.8	527.0	+ 1.6
San Antonio (1960 = 100)	7.6	220.6	207.1	215.7	211.6	+10.2
San Diego (1960 = 100)	8.7	254.5	238.9	251.3	245.0	+15.6
San Francisco	9.6	838.1	766.0	832.2	802.4	+ 9.0
Seattle	8.6	584.4	522.9	569.8	550.9	+10.8
Washington, D.C.	8.4	547.9	514.4	541.1	525.5	+ 4.8

Cost differentials compare current local costs, not indexes, on a scale of 10 based on New York

Tables compiled by Dodge Building Cost Services, McGraw-Hill Information Systems Company

Metropolitan area	1975 (Quarterly)									1976 (Quarterly)						
	1966	1967	1968	1969	1970	1971	1972	1973	1974	1st	2nd	3rd	4th			
Atlanta	329.8	335.7	353.1	384.0	422.4	459.2	497.7	544.8	575.0	583.8	585.3	597.2	598.7	602.6	604.1	655.6
Baltimore	280.9	295.8	308.7	322.8	348.8	381.7	420.4	475.5	534.3	538.7	540.2	579.6	581.1	609.7	611.2	583.5
Birmingham	270.7	274.7	284.3	303.4	309.3	331.6	358.3	402.1	421.2	438.6	440.1	447.4	448.9	469.0	469.5	550.4
Boston	262.0	265.7	277.1	295.0	328.6	362.0	394.4	437.8	462.5	484.1	485.6	511.7	513.2	535.7	537.2	554.4
Chicago	320.4	328.4	339.5	356.1	386.1	418.8	444.3	508.6	529.6	539.2	540.7	558.6	560.1	560.3	561.8	633.7
Cincinnati	278.3	288.2	302.6	325.8	348.5	386.1	410.7	462.4	500.1	518.0	519.5	549.1	550.6	602.9	604.4	608.3
Cleveland	300.7	303.7	331.5	358.3	380.1	415.6	429.3	462.2	509.5	516.6	518.1	529.5	531.0	578.7	580.2	631.4
Dallas	266.9	270.4	281.7	308.6	327.1	357.9	386.6	436.4	477.9	488.3	489.8	498.1	499.6	506.1	507.6	537.0
Denver	297.5	305.1	312.5	339.0	368.1	392.9	415.4	461.0	510.0	530.4	531.9	552.1	553.6	580.3	581.8	614.5
Detroit	296.9	301.2	316.4	352.9	377.4	409.7	433.1	501.0	538.7	554.4	555.9	596.0	597.5	615.1	616.6	615.7
Kansas City	261.0	264.3	278.0	295.5	315.3	344.7	367.0	405.8	444.9	481.1	482.5	507.6	509.1	523.8	525.3	545.8
Los Angeles	302.7	310.1	320.1	344.1	361.9	400.9	424.5	504.2	531.8	546.7	548.2	592.6	594.1	599.1	600.6	671.6
Miami	284.0	286.1	305.3	392.3	353.2	384.7	406.4	447.2	485.5	499.5	501.0	557.4	558.9	588.1	589.6	591.0
Minneapolis	289.4	300.2	309.4	331.2	361.1	417.1	412.9	456.1	488.6	513.9	515.4	536.5	538.0	548.3	549.8	562.6
New Orleans	259.8	267.6	274.2	297.5	318.9	341.8	369.7	420.5	442.1	463.5	465.0	493.2	494.7	522.8	524.3	533.3
New York	304.0	313.6	321.4	344.5	366.0	395.6	423.1	485.3	515.3	524.1	525.5	532.0	533.5	539.4	540.9	579.3
Philadelphia	286.6	293.7	301.7	321.0	346.5	374.9	419.5	485.1	518.5	531.5	533.0	566.0	567.5	581.8	583.3	577.7
Pittsburgh	271.1	275.0	293.8	311.0	327.2	362.1	380.3	424.4	465.6	475.2	476.7	508.0	509.5	508.5	510.0	524.8
St. Louis	288.3	293.2	304.4	324.7	344.4	375.5	402.5	444.2	476.7	497.5	499.0	527.4	528.9	542.7	544.2	535.6
San Francisco	386.0	390.8	402.9	441.1	465.1	512.3	561.0	632.3	672.5	716.0	717.5	751.8	753.3	790.1	791.6	819.3
Seattle	275.0	283.5	292.2	317.8	341.8	358.4	371.5	424.4	450.2	472.5	474.0	513.6	515.1	525.9	527.4	569.0

Costs in a given city for a certain period may be compared with costs in another period by dividing one index into the other; if the index for a city for one period (200.0) divided by the index for a second period (150.0) equals 133%, the costs in the one period are 33% higher than the costs in the other. Also, second period costs are 75% of those in the first period (150.0 ÷ 200.0 = 75%) or they are 25% lower in the second period.

npe PLASTICS SHOW "76

What's up in construction?

"Plastics...that's what!"

A whopping 28.6 billion lbs. of plastics will be consumed annually by the construction industry by the end of the century...five times 1975 use. A growing plastics technology will insure this. You can stay on top of the dramatically advancing world of plastics at NPE/76, December 6-10, McCormick Place, Chicago.

NPE/76 will be the most comprehensive U.S. plastics exposition in the history of this vital industry. More than 400 participating companies with more of everything...nearly 300,000 square feet of exhibits...new products...and equipment...design consultation services...educational seminars on plastics technology and applications...a cornucopia of new ideas and techniques to spark your company's profits...all available in one place, at one time, under one roof!

New convenience and economy too.

For the first time, a single economical registration fee entitles you to explore your special interests at the exhibits of the National Plastics Exposition as well as attend the eleven seminars of the concurrent National Plastics Conference. The low fee also includes unlimited free bus service between major hotels and McCormick Place.

Advance registration kit available.

Now you can register in advance for even greater economy and convenience. Your advance registration kit includes everything you need to pre-register at a price of \$7.50 (vs. \$10.00 at the door) as well as reserve your hotel room. To obtain your advance registration kit, write, or use the Reader Service Coupon. At NPE/76 you will have five, full, information-packed days. Plan to make the most of every minute.

Your competitive edge

Plastics are really going up in construction. That's why a lot of NPE/76 will be



devoted to your specific interests...new materials, new processes, new applications.

SPECIAL CONSTRUCTION SEMINAR!

Topics will range from the impact of the Federal Trade Rule to new markets for plastics construction to solar heating and energy consumption to new building codes...plus others on management, marketing, processing technology that will enable you to cut costs, increase sales, innovate, and plan for the future.

In the three years since the last Plastics Show, a lot has happened. The plastics industry moves fast. So catch up at NPE/76. Save time and money by registering in advance. Write The Society of the Plastics Industry, Inc., 355 Lexington Avenue, New York, N.Y. 10017, or...CIRCLE READER SERVICE NO. 55

National Plastics Exposition



Sponsored by The Society of the Plastics Industry, Inc.

Making plans for 1977?

Autumn is a time of year when architects, like other businessmen, stoke themselves up for another go at the annual ritual of making plans—and watching them either succeed or fall down the tube. So as we bravely face the prospect of yet another round of plan-making, it is only fair to ask: What kind of environment will these plans be hatched into? Can we have the confidence that they stand a decent chance of survival this time?

Compared with the past two years, the odds have improved greatly, but three considerations stand way out in front of all others:

- 1) What is the state of the general business cycle? Has the much-lauded recovery fizzled already?
- 2) What about the election? How much difference would a change of administration make . . . and when?
- 3) How are these economic and political events likely to bear on the construction industry during the next 12 or 18 months?

The business cycle

The recent flurry of concern about the mid-year "pause" in the recovery's progress deserves a rejoinder in the style of Mark Twain's famous cable to the Associated Press ("The reports of my death are greatly exaggerated"). It's true, of course, that the quarter-by-quarter improvement in GNP slowed markedly—from 2 per cent in the first quarter to 4.3 per cent in the second. And as that happened, the unemployment rate, which had been slowly but readily retreating, turned up again and just about eliminated the likelihood that it would be brought below 7 per cent by the end of the year.

The hitch that set in during 1976's second quarter was not entirely unexpected, nor all that unusual. All during 1975 business had been liquidating inventories to bring stocks to line with soft demand. Then, as recovery took hold, business began rebuilding inventories. The switch from liquidation to accumulation happened in the opening quarter of 1976, leading to a surge of production. But because business simply continued to add to inventories at roughly the same rate in the second quarter as in the first, there was no additional surge in production from this source.

That's a rather technical (and oversimplified) explanation of a phenomenon—the inventory cycle—that takes place each and every year around, greatly intensifying recessions and their subsequent recoveries. But as long as

final demand continues to hold up, *as it has so far*, occasional inventory fluctuations are inconvenient but rarely fatal.

Capital spending revival

What is going to sustain final demand—which means the combined purchases of consumers, government, and business—in the quarters ahead? The recent rise in unemployment is bound to sap some of the strength of consumer buying for a while. But wait. There's another category of spending that has scarcely been tapped yet: business outlays for capital spending. Most of whatever optimism is going around these days rests on the belief that the business community is finally ready for a modest wave of capital expansion.

Industry's plans and appropriations for future capital spending now indicate that 1977 will bring some hoped-for support from this critical area, giving the recovery a new lease on life.

The election

If we can count on the underlying economic forces of the business cycle to support continuing—albeit lackluster—recovery through 1977, then what about the election? Is the prospect of a change in administration likely to strengthen or weaken the outlook?

The Ford position is well enough known from actual experience. Inflation is the number one problem, and its remedy is austerity—tight money and tighter budgets (the veto score now being above fifty). The implications of this approach to economic policy are obvious: halting, stretched-out recovery, high unemployment with excess industrial capacity, and a freeze on most social programs (like housing subsidies and urban redevelopment) for as long as inflation remains a problem.

The Carter position seems to be more flexible. Back in June, when he was still seeking his party's nomination, Mr. Carter was making noises like an old-fashioned, New Deal Democrat. Jobs, not inflation were his number one concern, and his goal was full speed toward full employment. If inflation remained a problem, there was the hint that some form of price/wage restraint could be brought to bear. He urged housing subsidies to build two-and-a-half million units annually, as well as a strong commitment to mass transit, energy, and environmental problems.

Now that he's running against Republicans, Mr. Carter sounds like a born-again poli-

tician. By early September his economics had taken a decidedly conservative tilt as inflation displaced jobs on his priority list, and he stressed that to curb inflation might mean the delay of new programs.

Meanwhile, the rising unemployment rate has Mr. Ford backing off his earlier "tough-it-out" posture and it begins to look as though both candidates are ready to promise the impossible: a simultaneous assault on unemployment and inflation (without price controls, of course). This is nothing more than election talk, and should be paid scant attention.

But there *is* a basic difference in the economic philosophies of Ford and Carter, and it is a difference that ultimately comes down to policies of containment as opposed to policies of growth. But even if Mr. Carter wins in November, chances are he will not have much influence over our economic affairs until quite late in 1977. It takes almost a year for a new administration's policies (and personnel) to have their impact. The real difference is more likely to be felt in 1978 and 1979.


The construction outlook

The short-range prospect for construction will be the subject of next month's column when we issue the *Dodge/Sweet's Construction Outlook for 1977*. In the meantime, consider this a kind of preview.


In its own way, the construction market in the autumn of 1976 fits the general pattern of a temporarily stalled recovery as shown by so many other key economic indicators. The construction industry's recovery is presently hung up because one-family housing, which provided so much of the early thrust, has begun to level off while nonresidential building, which is still in the early stage of its recovery, hasn't yet developed enough momentum to sustain the advance.

That's just another way of saying that the best—at least as far as the design professions are concerned—is yet to come. As the economy's recovery regains its lost momentum by means of a belated rise in business capital spending next year, the construction industry's recovery will mutate from what has been essentially a housing upswing to a balanced expansion of residential and nonresidential building. This sounds like an environment in which to make plans with some confidence.

George A. Christie, vice president
and chief economist
McGraw-Hill Information Systems Company




ST. CLOUD STATE COLLEGE, St. Cloud, Minnesota





CTA RAPID TRANSIT AUTHORITY, Chicago, Illinois



ST. CLOUD STATE COLLEGE, St. Cloud, Minnesota




CARDINAL NEWMAN HIGH SCHOOL, Santa Rosa, California



CHICAGO TRANSIT AUTHORITY, Chicago, Illinois



FIRST AMERICAN NATIONAL BANK, St. Cloud, Minnesota



OPERA PLACE, Cincinnati, Ohio



Who does skylighting for walkways and canopies more ways than anybody?




Straight or curved connections between two points can be dramatic as well as functional when you design them with transparent overhead arcs, angles, ellipses from Roper IBG.

See us in Sweet's—7.8/1b and 13.6/1b.

In the U.S.—Ray Miller, P.O. Box 100, Wheeling, Ill. 60090. (312) 634-3131.

In Canada—Stan Kenny, P. O. Box 2000, Beamsville, Ont. LOR 1B0. (416) 563-8276.

Other Countries—Gerhard Schultz, P. O. Box 100, Wheeling, Ill. 60090. (312) 634-3131.



"In contract draperies, flame resistance is not enough. It's the smoke that's my major concern.

"That's why I chose fiber glass."

Only fiber glass offers the optimum in *both* flame and smoke resistance. While fire may destroy, it's smoke that causes most of the human casualties in fires in buildings. That's why Mr. Pawlowski chose fiber glass for Riverview Hospital's draperies.


The fabric shown above meets all applicable flammability standards. It will not support combustion, drip nor continue to burn after heat or flame is removed—because fiber glass yarns are naturally and permanently resistant to combustion.

Even more important, properly

finished fabrics woven from these yarns emit no significant amount of smoke when exposed to flame or intense heat. This is not true of many widely used contract fabrics. How does all of this stack up with any other drapery fabric you might be considering?

For a sample of the Riverview Hospital fabric and for information on other fire- and smoke-rated drapery fabrics, write PPG Industries, Inc., Fiber Glass Division, One Gateway Center, Pittsburgh, Pa. 15222.

PPG: a Concern for the Future



John K. Pawlowski, Administrator
Riverview Hospital
Red Bank, N.J.

Draperies of PPG Fiber Glass
by Flamex Fabrics, Hicksville, N.Y.
Pattern: Keyhole, on basic fabric Exeter
by Rosco Products, Inc., Boston, Mass.

Fiber Glass



For more data, circle 57 on inquiry card



Lincoln Park School, Somerville, Mass.
Architect: The Architects Collaborative, Inc., Cambridge, Mass.
Integrated Ceiling Contractor: The Cheviot Corporation, Needham, Mass.

Integrated Ceiling Systems from Johns-Manville. Ceilings that work as beautifully as they look.

J-M integrated ceilings are designed for appearance and engineered for function. So you're assured of an attractive system that economically combines lighting, sound control and air handling.

New modular grid suspension system.

This year we're introducing a structurally superior grid suspension system with mitered flanges and a thru-regress at all intersections. It looks good and it's versatile, too. Air boots go anywhere on any runner and wiring is easily dropped through.

Single source responsibility.

Plus, you get the advantages of single source responsibility. The acoustical panels, Holophane® lighting fixtures, air handling equipment and suspension system are all supplied and backed by Johns-Manville.

Call us now.

Learn more by calling your local J-M office, consulting Sweet's, or write: Johns-Manville Sales Corporation, Holophane Division, Dept. AR-10, P.O. Box 5108, Denver, Colorado 80217.

JM Johns-Manville

the new washroom:



Elegant, easy-to-maintain washrooms in the Sacramento, California, Civic Center include Bobrick stainless steel washroom equipment and laminated plastic toilet compartments.

Bobrick paper towel dispensers are recessed into the mirrored wall. Large capacity recessed waste receptacles meet the demands of heavy traffic flow. Soap dispensers are conveniently mounted on the lavatories. Laminated plastic toilet compartments

defy graffiti and corrosion. With concealed stainless steel hardware and uniform thickness of doors, wall posts and stiles . . . these compartments have a distinctive "flush-front" appearance.

Bobrick offers a "total design concept" of coordinated equipment for today's new washroom. Send for our Planning Guides and Catalogs. Bobrick Architectural Service Dept., 101 Park Ave., New York 10017. Bobrick products are available internationally.



bobrick

SINCE 1906

For more data, circle 59 on inquiry card

BECAUSE OF MASONRY FIRE WALLS, THE ONLY THING THAT SPREAD FROM SUITE 503 WAS NEWS THAT THE FIRE WAS OUT.

When fire breaks out in a building, the critical concern is control. Smoke detectors and sprinklers may help. But a sure way to prevent the spread of fire and protect lives and property is with masonry fire walls, designed and built between rooms, suites and apartments for just that reason.

Masonry fire walls insure that fire will stop where it starts. And assure a flame-free exit for occupants and approach for firemen. There are no "working parts" to malfunction; yet masonry fire walls are always working to provide sound barriers and structural support even when they aren't needed to stop a blaze cold. And because they

stand up to extreme water pressure, masonry's fire rating is waterproof, too.

Despite all preventive measures, fires do break out in buildings. So design and build for maximum fire control with masonry. No matter what type of building you're designing or erecting.

It could mean the difference between a five alarm fire and very little cause for alarm.



INTERNATIONAL MASONRY INSTITUTE

Suite 1001, 823 15th Street, N.W., Washington, D.C. 20005 (202) 783-3908

For more data, circle 60 on inquiry card

THE MASON CONTRACTORS AND BRICKLAYERS UNION OF CANADA & THE U.S.A.



Antron® II nylon. The known for its lasting

Architect: Vincent G. Kling & Partners, Philadelphia, Pennsylvania.
Flooring Contractor: B. Shehadi & Sons, Livingston, New Jersey




DuPont carpet fiber good looks. At A.T.&T.

new A.T.&T. Administration Building,
King Ridge, New Jersey.



carpet- all 150,000 square yards- is a special
en construction with pile of Antron* II nylon.
tron" II was selected for its outstanding
-term appearance-retention qualities.




y "Antron" II? "Antron" II nylon is designed
mask the presence of soil. And, because it is

a nylon, it's the most abrasion-resistant of all
carpet fibers. In addition, "Antron" II has a
pleasant, subdued luster, unlike bright or
sparkle-luster fibers that can dull rapidly in
contained high-traffic areas. Cleanability and
texture retention are excellent.

These are the properties most specifiers
expect from "Antron" II, the fiber known for its
lasting good looks. And they are among the
reasons why it is the leading contract carpet
fiber brand.

How "Antron" II masks soil. Here in this 250X
electron micrograph, you can see the remark-
able four-hole fibers of "Antron" II. The four
microscopic voids scatter
light to mask soil and help
blend soil concentrations
into the overall carpet look.
The smooth exterior shape
minimizes soil entrapments,
making cleaning more
effective than irregularly
shaped fibers.



"Antron" III nylon for durable, effective static
control is available in most styles in "Antron" II.

Specifier's Information Kit. For more information—a
carpet manufacturers' resource list, a specification guide
for commercial office buildings, and a maintenance man-
ual—write: Du Pont Contract Carpet Fibers, Centre Road
Building, Room AR, Wilmington, DE 19898.

*Du Pont registered trademark. Du Pont makes fibers, not carpets.

Antron® II.

The leading contract carpet fiber brand.





We just can't leave

1,060 Andersen® Window glazing options say you can't either.

Single glazing or double-pane insulating glass in Andersen Windows and Gliding Doors have clearly been the beautiful way to complement any design. And they still are. But, they're only two of 1,060 optional glazings you

1. Clear glass available single-pane or double-pane insulating glass.

Safety Glazing

2. Tempered Safety Glass. Hard to break safety glass. When broken, granular pieces lessen the chance of serious injury. Single-pane or double-pane insulating glass.

3. Lexan® Sheet safety glazing by General Electric and Plexiglas® acrylic sheet by Rohm and Haas. Extremely hard to break. Mar resistant. Lightweight. Transparent.

4. Mississippi Wire Glass by Combustion Engineering. Six patterns of clear, obscure or pattern safety glass with solid wire reinforcement.

Spandrel Panels

5 & 9. Mirawal® panels by Kaiser Aluminum. Spandrel glazing of porcelain enamel on steel with cement asbestos core. 46 colors. Insulated panel shown in illustration 9.

6. Vitrolux® spandrel glass by LOF. Spandrel panels of opaque glass, heat strengthened, fused ceramic color. 10 colors.


7. Glasweld® panels distributed by PPG. Opaque spandrel reinforced mineral panels. Mineral color surface. 31 colors.

8. Spandrelite® Glass panels by PPG. Heat strengthened opaque glass. Ceramic color fused to surface. 10 colors.

Decorative Glazing

10. Plexiglas decorative acrylic sheet by Rohm & Haas. High impact resistance. In translucent and semi-opaque colors.

11. Amberlite Pattern Glass by Combustion Engineering. Decorative effect in hammered, patterned, and stained glass. Tempered or untempered.



well enough alone.

into your plans. Clear, tinted, environmental, spandrel, safety glazing . . . whatever your design demands, Andersen windows and Gliding Doors are an excellent choice.

While these glazing options are available in most Andersen

windows, there may be limitations in certain sizes and types. For specific availabilities, call your Andersen Distributor. He's in the Yellow Pages under "Windows." Or write us. Andersen Corporation, Box 12, Bayport, MN 55003.

Krinkglas® decorative glass by Dimensional Plastics Corporation. Translucent or translucent acrylic polyester fiber reinforced. Gives colorful, decorative effect. 324 options.

Other Pattern Glass by Dimensional Engineering. Various patterns and textures. Distorts image. Glare reducing. Available. Tempered or untempered.

Environmental Glazing
14. Grey tinted glass from LOF, PPG and Cardinal. Available tempered or untempered. Single-pane or double-pane insulating glass.

15. Vari-Tran® coated reflective glass by LOF. Environmental mirror effect. Tempered or untempered. Reduces glare and heat gain. 4 colors.

16. Solarcool® reflective glass by PPG. Reduces solar heat gain and glare while providing tinted, mirror-like exterior effect. Tempered or untempered. 3 colors.



17. Bronze tinted glass from LOF, PPG and Cardinal. Available tempered or untempered. Single-pane or double-pane insulating glass.

The beautiful way to save fuel.™

Andersen® Windowalls®
ANDERSEN CORPORATION BAYPORT, MINNESOTA 55003



For more data, circle 62 on inquiry card



**USG® Shaft Wall:
faster, safer, and
it costs less than
bulky masonry.**


This proven lightweight working wall delivers significant structural steel savings, greatly reduced materials handling, 2-hour fire ratings, up to 50 STC sound rating—and air pressure loadings of from 5 to 15 psf. It's our trim C-H stud design that utilizes ½" SHEETROCK FIRECODE* C Gypsum Panels, instead of ¾" panels; 15% lighter overall than our earlier systems, and literally tons lighter than masonry. These thinner partitions get elevators running sooner, add usable floor space. And easy one-man handling of panels, once runners are in, makes excessive scaffolding unnecessary. Early shaft enclosure contributes to working safety, too. Get the lower cost facts and figures from your U.S.G. Representative. Or write for our new design manual.

101 S. Wacker Drive, Chicago, Ill. 60606, Dept. AR-106

*Reg. U.S. Pat. & Tm. Off.

UNITED STATES GYPSUM
BUILDING AMERICA

For more data, circle 63 on inquiry card



Russet Red

The beauty of a bygone day
captured in a heritage for tomorrow.

AMERICANA Roofing Tile by Ludowici.

Inspired from the rugged hand-hewn character of split shakes during our country's colonial period, Americana has become one of the most versatile tile patterns in the portfolio of today's architects. Bold butt lines and a simulated wood grain texture combine to provide an interplay of light and shadow, and soft but rich colors create varying moods with every change of light.

Like all Ludowici Tile, Americana colors are permanent, and they mellowing with time. Earth Gray, Russet Red, Forest Green, Beach Brown, Lava Black, Hawaiian Gold, Sunset (with weathered surface) and two-tone glaze Pacific Blue are up the Americana spectrum.

The tile itself can be expected to outlast the buildings it

beautifies and protects, requiring little or no maintenance. It's fungus and decay proof. Defies fires. And resists the effects of storm and weather throughout the years.

Ludowici Tile stands out, handsomely and gallantly, in any climate.

Beautiful and lasting as Americana and other Ludowici tiles are, they often cost no more—and frequently less—than fire-resistant wood shakes, slate or other premium priced roofing materials.

For further information on the design versatility offered with Ludowici Tile, look in the Yellow Pages for your local Ludowici distributor, or refer to Sweet's Catalog. Or, mail the coupon.



LUDOWICI-CELADON COMPANY

111 E. Wacker Drive, Chicago, IL 60601 • (312) 329-0630

Send me a color brochure. I'm interested in custom-made tile.

NAME _____

FIRM _____

ADDRESS _____ COUNTY _____

CITY _____ STATE _____ ZIP _____

For more data, circle 64 on inquiry card

A quiet magnificence. Vermont Marble's haunting Champlain Black marble. To create a subdued yet strangely exciting background. To deftly highlight furnishings, fixtures and other interior accessories.



VERMONT MARBLE COMPANY
Proctor, Vermont 05765



Interior of Borg-Warner Building, Chicago, Illinois
Architect: A. Epstein & Sons

Champlain Black

For more data, circle 65 on inquiry card



**Office
after office
after office
gives the business to
proven carpet
by Bigelow.**

If you're doing an office job, either new construction or remodeling, you can create your own specifications for the carpet you want. And we can make it for you.

However, Bigelow has another practical suggestion: specify carpeting that has already proven it can take the hard use (not to mention abuse) an office staff deals out. Carpet that has repeatedly demonstrated it can take a beating year after year after year.

Bigelow has that kind of proven in actual office use carpeting ready for you in a wide selection of carpet styles and patterns. Carpet that is the result of research and development combined with the realistic experience gained in hundreds of office installations.

And Bigelow will do more than just sell you proven carpet. We'll give you expert counselling in installation and the best advice available on maintenance. It's a total package designed to assure you that you can specify Bigelow with total confidence.

Bigelow-Sanford, Inc., Dept. A.
P.O. Box 3089, Greenville, SC 29602

I'd like to hear the proof on Bigelow's proven carpets for offices.

NAME _____ Print Clearly

TITLE _____

ADDRESS _____

CITY _____

STATE _____ ZIP _____

Bigelow[®]
RUGS & CARPETS SINCE 1825
A SPERRY AND HUTCHINSON COMPANY

AMERICA'S MOST EXPERIENCED CARPET MAKER

For more data, circle 66 on inquiry card



Today's designs for today's buildings

Today's hospitals and commercial buildings deserve contemporary fixtures. Smart, smooth, modern fixtures and fittings that complement today's architectural statement.

From top to bottom, each of Eljer's nearly 300 commercial and institutional fixture designs accent the clean, no-nonsense lines built into today's commercial buildings.

The same contemporary appeal evident in the hospital fixtures shown here continues through the entire line of Eljer fixtures for hotels, apartments and offices.

Eljer's user research assures that the fixtures you specify are in tempo with the day to day needs of your clients. The crisp, sculptured look offers an easy to clean surface. And beneath it all is Eljer durability and reliability.

If you're designing commercial buildings today, specify the plumbingware designed for today's commercial buildings. Eljer fixtures and fittings.

ELJER PLUMBINGWARE
Wallace Murray Corporation
Dept. AR, 3 Gateway Center
Pittsburgh, Pennsylvania 15222

ELJER

WallaceMurray

For more data, circle 67 on inquiry card

About the only way
to pick this lock is to select it.



Emhart High Security Locking System. A major advance in positive protection for buildings that breaks dramatically with traditional lockset design. Unique cross-cut key bit* and interlocking tumbler pins create astronomical odds against picking.

DirMo II Design. Other designs and functions available tailored to your security and styling needs.



HARDWARE DIVISION, EMHART CORPORATION
BERLIN, CONNECTICUT 06037



Technical service and practical design aids ease design of this Weathering Steel parking structure.



Client: Virginia Department of Highways & Transportation; *Owner:* Town of Grundy, Va.; *Designers:* Higgs & Higgs, Inc., Vienna, Va.; *Consultant Architect:* James W. Ritter, Springfield, Va.; *Contractor:* Wiley N. Jackson Company, Roanoke, Va.; *Fabricator:* Structural Steel Company, Inc., Roanoke, Va.; *Structural steel furnished by:* Bethlehem Steel Corporation.

The depth of the mountainside excavation, which greatly influenced the cost of the project, dictated the need for a long (240 ft), narrow (63 ft) structure.

depend on Bethlehem

ate road-widening project through Grundy, Va., eliminated many of the town's Main Street parking spaces. And because of the area's steep terrain, alternative off-street parking sites were available.

Decision: build a three-level, 144-car parking structure into the side of a mountain to replace the spaces eliminated by the construction.

The difficult nature of the site immediately suggested the use of structural steel framing. It could provide the required column-free long spans. And it could be erected rapidly.

Engineering service valuable. "Bethlehem Sales Engineering personnel were very helpful in furnishing us with technical publications and advice," reports Mr. Gerry E. Higgs, president, Higgs & Higgs, Inc., designers of the structure. "Two slide presentations, featuring steel-framed parking structures and the use of Weathering Steel in construction, were given to our engineering staff. It was also on the advice of Bethlehem's Sales Engineer that we considered Weathering Steel for the interior, as well as the exterior framing of the structure."


Weathering Steel? The designers decided on ASTM A588 Weathering Steel for both the exterior and interior framing for two reasons: (1) it provides a very rustic appearance which, when fully matured, will blend well with the surroundings of this rural coal mining community; and (2) its low maintenance will minimize future financial burdens on the town.

Special design details are employed to minimize staining during the weathering process. Open slots are placed in the concrete slabs around all columns to avoid runoff from the columns onto the slabs. At grade level, gravel sets surround all the column bases.

Architectural considerations. A low-profile parking structure was desired in order to avoid overpowering the neighboring one- and two-story buildings. The design features an open structure with exposed steel framing, partially clad with sand-blasted precast panels.

A set of ramps at the south end provides entrance and exit to the parking structure. One of the ramps also serves as the entrance and exit right-of-way for the property on the mountainside above the parking garage. The system of circular and straight ramps allows one-way traffic to be maintained on all three levels. Stair towers, located at each end of the structure, control pedestrian flow.

Technical and advisory services available. Bethlehem's Sales Engineering Division offers a wide variety of services to help make it easier for you to design in steel. Our Preliminary Framing Analysis can provide you with budget information for the total "systems package" of a structure under study . . . Our advanced engineering group can assist you with technical evaluations. For more information, just call the Bethlehem Sales Engineer at the Bethlehem office nearest you. His number is listed below.



A circular ramp at the north end permits traffic flow from the level below to the one above.

Bethlehem



Phone:

Atlanta (404) 522-4918	Los Angeles (213) 726-0611
Baltimore (301) 685-5700	Milwaukee (414) 272-0835
Boston (617) 267-2111	New Haven (203) 865-0833
Buffalo (716) 856-2400	New York (212) 688-5522
Chicago (312) 664-5422	Philadelphia (215) 561-1100
Cincinnati (513) 381-6440	Pittsburgh (412) 281-5900
Cleveland (216) 696-1881	St. Louis (314) 726-4500
Detroit (313) 336-5500	San Francisco (415) 981-2121
Houston (713) 659-8060	Seattle (206) 285-2200

Ask for Sales Engineer

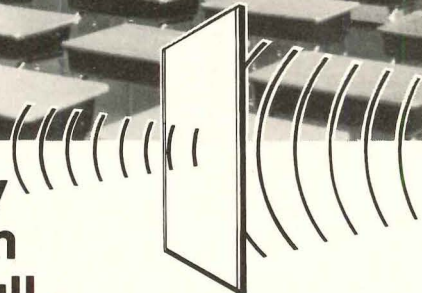
Slide presentations, as well as numerous Bethlehem publications and design aids, provided valuable assistance to Higgs & Higgs, the project's designer.



**Now...
acoustically-
rated operable
walls at new low
prices**



**Sound privacy
space division
from Kwik-Wall**



Now you can have "sound" privacy plus economy in a track-mounted operable wall system. Kwik-Wall's new acoustically-rated partitions have a built-in barrier that provides high sound ratings with less hanging weight. Sound ratings available are STC 40, 46 and 48 with NSSEA Class E, F and G. New affordable prices on these systems permit more wall per dollar invested. Installation is easy and inexpensive, too. Clip and mail the coupon today for complete information.

For more data, circle 69 on inquiry card

The permanent look in movable walls.

Please send more information about Kwik-Wall acoustically-rated operable partitions.

Kwik-Wall Company

Dept. 61
P.O. Box 3267
Springfield, Illinois 62708

Name _____ Title _____

Firm _____

Address _____

City/State _____ Zip _____



If your client
wants more
storage space
**SPECIFY
ROLL-SHELF**



ROLL-SHELF storage shelving wheels. Unlike conventional shelving, Roll-SHELF requires less cubic area. Access aisle space is eliminated. One aisle does the job of four, five or more. Your client gets up to 80% more storage capacity in the existing space. Since the shelves are adjustable, Roll-SHELF is sturdy — weight and bulk are no problem. Ask about MEG ROLL-SHELF with "Turn-Glide" — a unique control mechanism that lets you move tons of storage with finger-tip ease. And with ROLL-SHELF, maintenance costs are reduced for lighting, heating, cleaning, etc. End panels are available in colors or wood grain plastic laminate and help to beautify interiors. And, ROLL-SHELF is easy to install. Whether you're planning a new installation . . . or the refurbishing of an existing building — if more storage space is what your client wants . . . specify ROLL-SHELF — the high density mobile shelving system by MEG. Today, send for your FREE copy of the ROLL-SHELF specification catalog. It'll give you all the facts you need. Write:

MEG  **MERCHANDISING EQUIPMENT GROUP,**
100 Bidwell Road, South Windsor, Ct. 06075

See MEG's catalog in Sweet's Interior Design File Reference No. 11.10

For more data, circle 70 on inquiry card



Resolve the restroom rip-off.

Don't design a washroom that will cost unnecessary maintenance dollars.

Our "School Board Special" Washfountains are custom-built to take the beating we know they'll get. And they're about as vandal-proof as anything can be.

Bradley Washfountains have been installed in many of the largest urban school districts in the nation. And have survived.

Your Bradley representative will work with you to select a Washfountain with the features you need. And he'll detail the corridor washroom concept that can reduce supervision, too.

WRITE FOR OUR WASHROOM/SHOWER ROOM PLANNING GUIDE. Bradley Corporation, 9107 Fountain Boulevard, Menomonee Falls, WI 53051.

Another
right idea
from  **Bradley**

Steelcase Means Office Solutions.




Series 9000 with Platner Seating for the Lobby. Elegant and distinctive.




Steelcase Movable Walls for the open plan. Flexible. Changeable, modular. Maximum efficiency. Colorful and effective.



Mobiles: Lateral Files with Desks for maximum storage and work surfaces.



Space saving Series 9000 in Word Processing. Supports high productivity.



Designs in Wood. The beauty of wood with the strength of steel.

Steelcase means solutions for your entire office environment. Beautiful solutions that save space, save money and help increase office productivity.

Call for literature, **800 447-4700** toll free; in Illinois 800 322-4400. Or see Steelcase Solutions at your Steelcase Dealer or Regional Office. They're in the Yellow Pages.

Steelcase

Steelcase Inc., Gd. Rapids 49501; Los Angeles 90067; Ontario, Canada; Steelcase (Far East) Ltd., Tokyo.


For more data, circle 72 on inquiry card



THE MEXICAN MINIMALISM OF RICARDO LEGORRETA

by C. Ray Smith

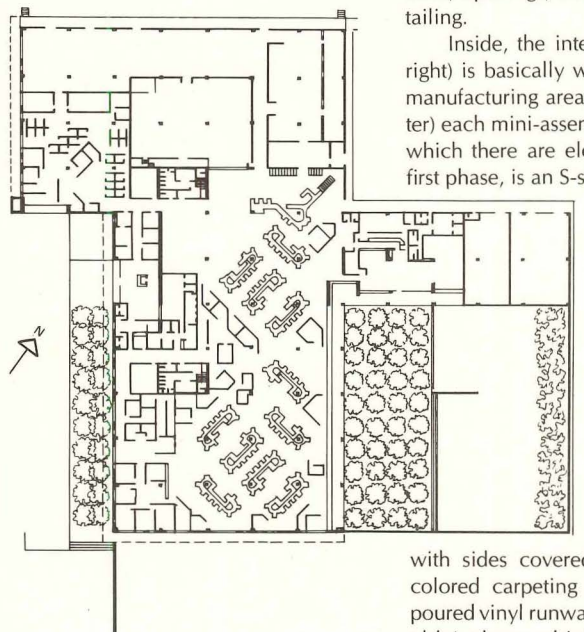
Of all the Mexican Minimalists influenced by Luis Barragán, Ricardo Legorreta is the best known architect and the most prolific. His firm Legorreta Arquitectos became internationally known with the design of Mexico City's Camino Real Hotel, which was finished at the end of 1968. In the ensuing years, the firm has completed two more hotels, several office buildings, a number of houses, and the planning and supervision of a large low-income government-sponsored subdivision outside Mexico City.

The newly opened Hotel Camino Real at Cancún, which is





Armando Salas-Portugal photos except as noted



Rust-orange paint—like Mexican clay—colors Legorreta's IBM plant exterior elevations. The gatehouse (right) epitomizes the Mexican Minimalist approach to massing, proportions, openings, color, and detailing.

Inside, the interior (below right) is basically white. In the manufacturing area (right, center) each mini-assembly line, which there are eleven in the first phase, is an S-shaped

with sides covered in carpeting and with poured vinyl runway (non-slip) along which the trays are pushed on casters. Each workstation forms one operation, then slides the tray along. White plastic surfaced work positions with edges of parota wood have pedals with pedal releases and undercounter tool space.

on the sand bar off the Yucatán peninsula north of the island of Cuzumel, and the IBM plant in Guadalajara are the most recent demonstrations of Legorreta Arquitectos' completed works, and they maintain a Mexican Minimalist essence.

IBM, Guadalajara



Outside Guadalajara, a high-altitude city northwest of Mexico City, a bold rust-colored stripe of a building stands out against the distant mountains amid corn and alfalfa fields. Designed by Legorreta Arquitectos, it is the first of a five-phase IBM factory where electric typewriters are built and reconditioned. The assembly area is innovative for Mexico and for IBM, in being their first open plan arrangement of "mini-assembly lines." That is, each assembly consists of an 11-person team that reconditions a machine from start to finish, rather than being a single longer assembly line that includes many and more fragmented operations. It is "factory landscape"—minimizing hierarchy in the manufacturing area and integrating workers with office personnel as much as possible.

On the exterior, the building strongly proclaims the elemental motifs of Mexican Minimalism. It has broad expanses of plain surfaces, deep parapets (which provide both sheltered walkways and solar protection) and precise proportioning. Crisp openings—flush, frameless, and trimless—are punched austere through the planes in contrast with the vibrant, flying colors on the exterior.

As an example of the Minimal detailing, windows are typical: aluminum frames are set into the infill wall, and the exterior plaster covers the frame with only a small reveal for maintenance. The Minimal technique conceals the function and design effort for the sake of the clean line, the pure plane, and the hard edge. Simplification of the visual effect is the goal. But in terms of design effort, patient detailing goes into achieving such bold strokes.

The master plan proposes modular expansion. Each phase consists of 107,600 square feet, and is designed so that every nonbearing perimeter wall can be moved to expand the open-ended project. The structure is a reinforced concrete frame (12- by 12-inch columns on 36-foot centers) with brick infill walls and a plaster surface finish. The floor slab is poured on grade and reinforced to support heavy machinery; the waffle roof slab has a fiber glass insulated finish. The parapet is of removable concrete panels that can be reused as new phases of the building are added.

Inside are reception, office, and cafeteria spaces. Because most of the industrial products used in the building are based on machinery built to the English system of measurement, the column grid is laid out in feet also. The offices are open planned, except for 60- to 80-inch high partitions with carpet finish. The ceiling system in the manufacturing area incorporates sprinklers, loudspeakers, and fluorescent light troffers with alternate strips for air conditioning supply and return. Open space for return to the plenum is left around each column. Lines for



electricity and compressed air are brought down from the ceiling along the columns, around which each of the mini-assembly lines is placed. Services are collected into what the architects call a nucleus—including toilets, showers, and dressing rooms, with air-conditioning equipment on the roof.

The Camino Real Hotel at Cancún

Categorically, the Camino Real Hotel at Cancún is as perfect as a hotel need be. It joins the half dozen other great modern hotels—Arne Jacobsen's SAS Hotel in Copenhagen (reportedly no longer kept up), SOM's Mona Kuai in Hawaii, Philip Johnson's Marquette Inn in Minneapolis, Harry Weese's Crown Center in Kansas City, ARCOP and Tabler's Hotel Bonaventure in Montreal, and your choice of Portman's atria—the Embarcadero in San Francisco, the Hyatt Regency Atlanta or at O'Hare, or the Peachtree Center Plaza—and, of course, Legorreta's Camino Real in Mexico City. The Camino Real in Cancún now takes its place among these few.

It is a visual synthesis of Mexican architectural imagery, omitting only the baroque: Mayan pyramids are recalled in the diagonal, pyramidal massing of its guest room wing; the adobe-like finish on the walls recalls anonymous Mexican village architecture; and traditional Mexican materials such as raffia, hemp, rattan, natural woods, textiles, and ceramics are used.

Located at the northern tip of the rapidly developing resort island on a ten-acre site, the 256-room Western International hotel pre-


serves, in its own enclave, the elements of the sand bar terrain that are being swept away by other hotels along the beach. The siting is the most imaginative and innovative stroke of all. Guest rooms are located in a wing on the rocks at the edge of the ocean; public areas—with block-like masses and heavy overhangs sited around patios, gardens, and pools integrating the outdoors and indoors—surround a turquoise-blue salt-water lagoon that brings the Caribbean itself within the compound of the hotel. Divided into a naturalized lagoon, an adults' swimming pool, and a children's pool, the one-acre lagoon is enclosed from the sea by only a narrow white sand beach and palm trees. It looks as if it might always have been there as part of the natural terrain.

Shrewdness in planning was required to make this body of water happen, however, since Mexico has a federal regulation that no building may be within 20 meters of mean high water; otherwise it becomes government property. As architect Legorreta explains, "The moment we opened that lagoon to the sea, we would create a federal zone and would have to keep setting the building back 20 meters. And soon we would not have any property at all." So the architects left the small sand bar between the sea and the lagoon as an official separation. Legorreta sees only the El Conquistador in Puerto Rico as a predecessor in bringing the sea so close to a resort hotel. No other has an inhouse ocean.

The second most significant achievement of the Cancún Camino Real is the planning of the guest room wing. Composed in plan of a

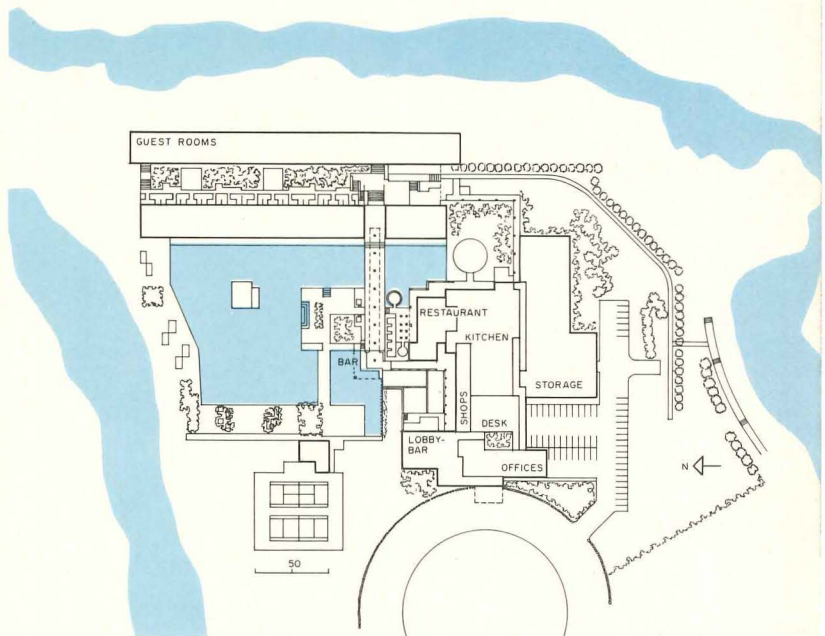




Julius Shulman photos



In the public area of Legorreta's Cancún Camino Real Hotel, a row of cylindrical columns (top right) separates the activities at the lagoon from the pool (with its bar, above) from the open-air lobby (left). There, a deep parapet of square columns houses the guest rooms, each of which has a pyramidal ceiling lit from behind. The joint at column and beam is precise, Minimal detailing.

Covered walkways bridge the lagoon and connect with the guest room wing (right).





Julius Shulman

Color in the turquoise lagoon (above) and in purple-leaved gardens is symbolized in the "Azulejos" restaurant by multicolor wrapped henequen fiber rope hanging (bottom right) by Sheila Hicks. It is suspended in a magenta skylight.

In one area of the restaurant, a magenta-painted wall flanks a wall of skylighted tiles, against which an orange-and-magenta plaid holstered banquette provides vibrant-looking seating.

Just outside the restaurant, covered walkways (left) provide shelter to a bridge over the lagoon that leads to the bedroom wing (far right). The guest room wing is in two blocks (see section) with an open-ended, roofless atrium (right, middle) in between. The four-story ocean-side block is built on rock; the five-story lagoon-side block is built half on rock and half on pilings in the lagoon. The structural system consists of concrete columns, beams, and slabs with brick and plaster interior walls. Open corridors (far right) overlook the planted atrium. Air conditioning is through columns over the closet-vestibule areas and over the bathroom (tone on section). Air conditioning supply is through the diffuser grilles.



Courtesy Braniff International

pair of rectangular blocks set parallel, the wing has an atrium running the length of the middle. All guest rooms open off this planted atrium, which is open to the sky and at each end (photos below). The rooms run through the floors so that each has a view of either the ocean or the lagoon from a terrace.

The five-story, 144-room western block presents a sloping, pyramid-like facade to the lagoon and to the public areas of the hotel. On the atrium side it is staggered with open corridors overhanging each other (see section below). A diagonal bent braces the western wing against the four-story, 112-room ocean-side wing, which has perpendicular facades but similar open corridors and terraces on the perimeters.

Circulation from the public areas to the guest rooms gradually reveals the web of compositional elements that the architects have spun throughout. A formal motif of squares and circles is interwoven and extended into rectangular slabs, into cubes, and into cylinders of different sizes and materials. The motif is developed through the interior furnishings as well as on the exterior.

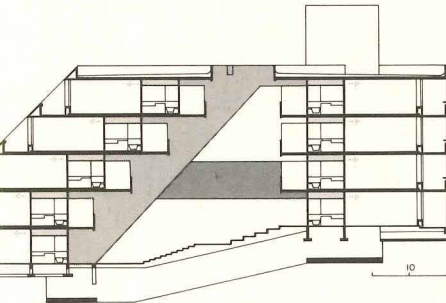
The cubes and slabs are prominent in the massing, in the proportions of archway like openings, the covered walkways, and the fenestration of the guestroom wing. A row of concrete cylinders screens the children's pool from the main patio and the lobby bar. Cylindrical columns support the walkway shelters, which have smaller rods of nacash wood as soffits. Adjacent to the children's pool, the adult pool has a bar with cylindrical bar stools'

underwater. On arrival, the entry is modest, simple, and non axial. Vehicles swing around a large circular planted area in which a fountain is planned, and arrive in front of a rough-plastered, adobe-like, sand-colored, flat wall with a massive overhang. To enter, one turns left along the blank, windowless facade and through an open, rectangular archway.


Like the over-all hotel, the guest rooms are composed of traditional Mexican materials that give them a simple, unpretentious, and relaxed air. Here again, the cylindrical motif is seen on the door finish of elm dowels, in the headboards which have elm posts and raffia infill, in the bedside tables, and in the handles to the closet doors. The cube motif is used for bureau handles, main door handles, and in the table lamps. Yet the simplicity and the execution make the hotel elegant far beyond the "architecture for the poor" that is one of the inspirations of the Mexican Minimalists. That is the persistent paradox—that such simplicity can create such opulence in the hands of deft and visually sensitive architects. And that is what the Minimalism of Mexican art is all about.

Legorreta and the Mexican Minimalists

Ricardo Legorreta is usually considered to be in the "second generation" of Mexican Minimalists—those sculptors, painters, and architects whose approach and work have affinities with the Minimalism of Luis Barragán. Barragán, however, always emphasizes the continuity and continuum of Mexican architecture, pointing out that he himself was in turn in-



Courtesy Braniff International



Julius Shulman

Julius Shulman

fluenced by an older generation—the sculptor and painter Jesus “Chucho” Reyes, now 92—and that his work has in turn also been influenced by younger Minimalists. “We are all close friends and discuss these things back and forth,” he pointed out in an interview this past winter. Architect Legorreta agrees with this sense of continuity and stresses Mexico’s uninterrupted dedication to the aims of the Modern Movement since the mid-twenties, when the teaching of Jose Villagrán began to make its mark.

In the history of Mexico’s Minimalist movement—which is what Ricardo Legorreta calls it—the first generation was Jesus Reyes; the second generation is composed of, among others, Luis Barragán and sculptor Mathias Göritz, who collaborated with Barragán on the Satellite Towers outside Mexico City; and Ricardo Legorreta is in the third, not the second, generation. Now, an even younger group in their late 20’s and 30’s is working along the same lines. So there are, in fact, four generations of Minimalists in Mexico.

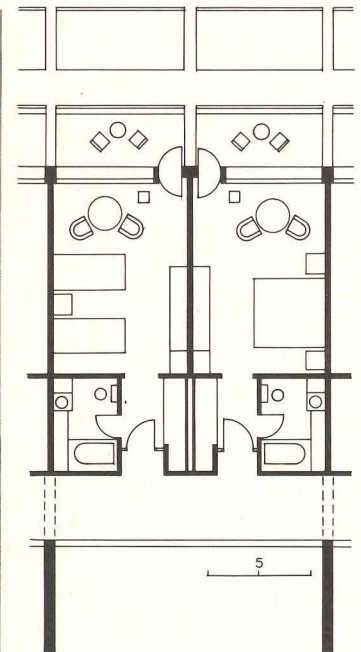
Each of these generations has shown a progressive development or shifting of goals in relation to Mexican architecture. The work of “Chucho” Reyes as sculptor, collector, arranger, and assemblagist has been in the realm of fine art—that is, generally without functional application except when it has been in the areas of interior design or the decoration of shrines and altars. The work of Luis Barragán has been more in the realm of architecture, although at times he has considered his work to be primarily landscape architecture.

As architect Legorreta says, “Chucho developed a complete world around him in his way of living and of arranging things and in his colors. He lived with beauty in an authentic, natural, and naive way. Then Luis went further in getting that into order so as to be able to build certain things. But Luis remained out of the reality of life. First he built practically only for himself. He built for specific problems that are not the problems of life but are basically esthetic problems—like the Towers, the fountains, and that sort of thing.”

As for the third generation, architect Legorreta feels that he and his colleagues have confronted the realities of architecture. “Then we came,” he explains, “a number of people who were working on really getting into the live, tough problems of architecture—getting involved with business and costs, in hotels and subdivisions—but keeping in mind that we should maintain a Mexican architecture.” The IBM plant and the Cancún Hotel tackle these architectural realities and strongly maintain a Mexican essence.

IBM FACTORY, Guadalajara, Mexico. Architects: *Legorreta Arquitectos*—project architects: *Ricardo Legorreta, Noe Castro, Carlos Vargas, Pedro Sanchez de Movellan*. Engineers: *DIRAC* (structural); *BIPSA* (mechanical/electrical); *DPSA* (Hvac design). General contractor: *CYP, S.A.*

CAMINO REAL HOTEL, Cancún, Mexico. Architects: *Legorreta Arquitectos*—project architects: *Ricardo Legorreta, Noe Castro, Carlos Vargas, Pedro Sanchez de Movellan, Emilio Guerrero*. Engineers: *DIRAC* (structural); *BIPSA* (mechanical/electrical). General contractor: *Constructora Ballesteros*.




Each of the 256 guest rooms has a relaxingly elegant ambiance with a natural henequin wall hanging by Sheila Hicks and a terrace overlooking the water. Floors are of white marble terrazzo tiles; walls and ceilings are white plaster.

Julius Shulman



KOPLIK HOUSE: FORMAL IN PLAN BUT SOFTENED BY SENSITIVE SITING

Architect Earl Combs has designed an unusual vacation house for a young family in a resort community on Long Island's South Shore. The program is hardly extraordinary but Combs has used rounded forms and symmetrical planning in ways that generate exciting spaces without producing either the inflexibility or the tormented functions that special shapes often produce.



Joseph Molitor

The strong circular forms of the Koplik house anchor it firmly to its site, a flat, sandy 100- by 164-foot property on Long Island's south shore. Directly across the approach road stands a tall water tower. Combs sited the house on the diagonal to avoid opening its views squarely on the tower and, in laying out the plan, the architect also strove to preserve the mask of trees that gives the house a sense of seclusion.

The paired, elongated drums (photo above), clad in vertical cedar siding, are the most conspicuous element in its massing, but the heart of the house is the double-height volume in between (see plan). Here, under a central skylight, is the space to which all the others are keyed, a living room with a built-in, circu-

lar seating element facing the deck and a view through a glass wall. Flanking this space on the lower level are kitchen, dining room, maid's room, den and stair. On the level above, overlooking the living room, are three bedrooms and two baths. A bridge links the two halves of the upper level.

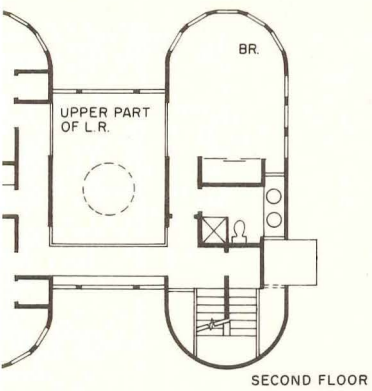
The curved ends of the structure have 6 ft-4 in. radii and are built using sill plates cut from 2 x 12s and fitted together to form the arc. Plywood sheathing was then nailed to wood studs and finished in cedar.

Cedar siding is also the primary finish material for walls and partitions. Floors are oak strip with polyurethane applied. The ceiling structure is exposed. Lighting is either flush-mounted or recessed incandescent throughout

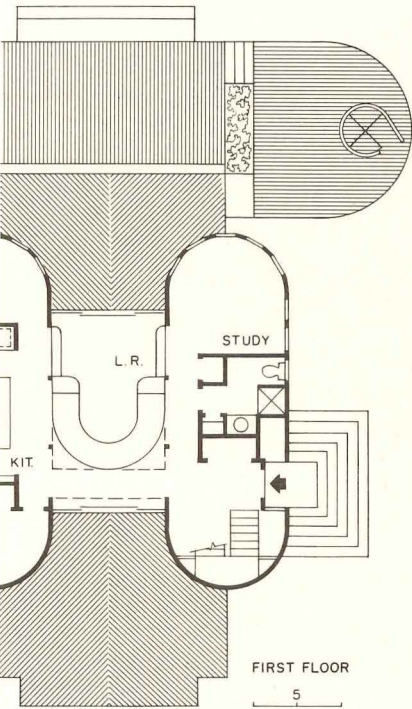
the house. The glazing is accomplished with stock window and door assemblies and, where these occur in rounded planes, the varying depth of the reveals seems to emphasize the roundness of the forms.

The house has some 1900 square feet of enclosed space and extends outward into decks and walks in three directions. The treatment of these outside spaces, though structurally geometric, seems unforced and gracefully a happy transition between the naturalness of the site and the vigorously ordered forms of the house itself.

KOPLIK RESIDENCE, Long Island, New York
 Owner: Mr. and Mrs. Michael Koplik. Architect: Burns Combs. Contractor: Steven Molzon.

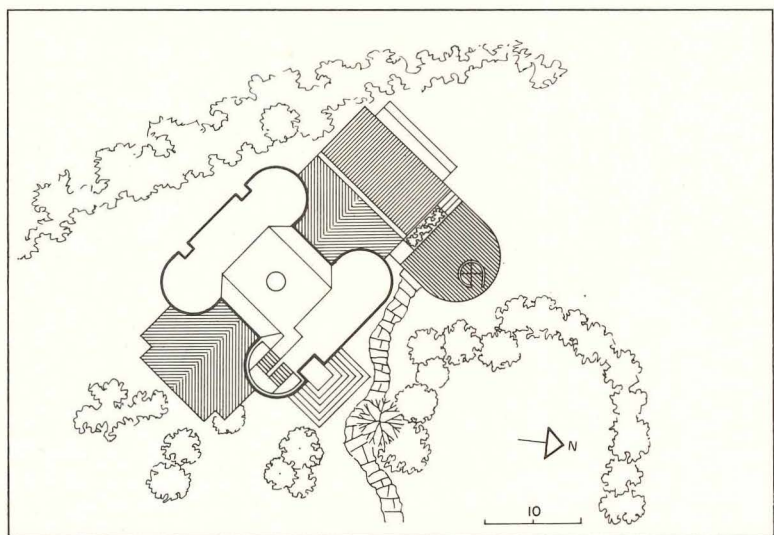




SECOND FLOOR



FIRST FLOOR

the solid-void-solid scheme
 Combs has selected for his
 passing, the reader might antic-
 e an entrance across the
 k and into the central void
 ng the axis of symmetry.
 ad, Combs has created a
 re direct and interesting side
 ry (see plan above) that
 ngs the visitor past the stair
 l into the central space from
 back.






The den (above) and the entryway and stair (below) are both spaces developed in the building's circular ends. The kitchen is located along an outside wall, notched for side light at the end of the counter. Bar seating provides an alternative to a more formal dining space beyond.



NIAE DRAWINGS

Of the competitions that the National Institute of Architectural Education (NIAE) sponsors each year, the Paris Prize (Lloyd Warren Fellowship) is the best known and the one that has long drawn the widest response from students around the country. But it is only one of a number of competitions NIAE administers and part of a much broader program in architectural education that extends to faculty grants and joint projects with AIA, ACSA and similar professional groups. NIAE has fought along many an educational skirmish line during its sixty-year history and in the text piece that follows, Tom Flagg, architect and NIAE board member, details the Institute's programs past and present, and hints at its hopes for the future. The drawings that accompany Flagg's article offer an infrequent but welcome opportunity to show excellent student work and at the same time, give readers a chance to see the kinds of drawings that, quite simply, we all love to look at.

RECREATIONAL RESORT 1968 HIRONS COMPETITION



When describing the NIAE to those unfamiliar with its work, the best place to start is not at its Beaux Arts origins—but at the present, for its current, hard-working programs influence architectural education in the United States and abroad in a variety of ways. The most conspicuous of these ways is through the number and variety of design competitions it administers every year. This 180-member, New York-based organization of architectural educators, practicing architects, students and others interested in architectural education, sponsors not less than five annual competitions, each shaped to a particular program objective or level of architectural training. These vary slightly from year to year but now include the following:

- Lloyd Warren Fellowship-Paris Prize (\$7,500 in prizes). Open to graduates not more than 30 years of age of United States architectural schools and those in their final year of study at these institutions.
- William Van Alen Memorial Award (\$7,500 in prizes). Open to any student under 35 years of age and attending a recognized architectural or engineering school.
- Emerson Memorial Award (\$1,000 in prizes). Open to all architectural or engineering students under 30 years of age except those in their final year of study.
- Kenneth M. Murchison Prize (\$1,900 in prizes). Eligibility the same as for Emerson Award above.
- National Building Granite Quarries Association (\$2,700 in prizes). Open to any architectural student under 30 years of age and/or any graduate not yet licensed in architecture.
- Hirons Prize (\$2,000). Open to persons in the architectural disciplines who are under 35 years of age but not enrolled in a full-time academic program.

Programs for these competitions are prepared by NIAE and competitions are usually judged at the organization's headquarters by a jury drawn on a rotating basis from its membership and often augmented by distinguished visiting critics. In drafting these pro-

VENICE, MICHAEL MANFREDI, 1976



grams, every effort is made to cover a wide range of building types, settings, emphases and presentation requirements. Subjects run the gamut from regional planning problems, through building complexes all the way to studies for the re-use of existing structures. Some recent programs are fairly typical: *A Diplomatic Enclave in Peking*, *Structures for Music Festivals*, *A Riverfront Park and Housing Complex in a Large City*, *A Permanent Complex for Olympic Games* and a *Hotel and Study Center* at the archaeological site at Machu Picchu, Peru. This last program, drafted for the 1975 Van Alen Competition, elicited 240 submissions from around the world and, over two long evenings, threatened to exhaust the stamina of a jury that included Paul Rudolph, James M. Fitch, and 19 others.

Not all programs are quite this demanding and, in several recent instances, experiments with programs that were not much more than carefully worded statements of intent have pro-

ROTENBURG, MICHAEL MANFREDI, 1976




duced encouraging results. Occasional flights of fun and fantasy are encouraged through short-term sketch problems such as the 1975 Emerson Award program that required competitors to design a stage set for an opera based on the *Last Whole Earth Catalog*.

The Lloyd Warren Fellowship (Paris Prize) and the William Van Alen Competition carry the stipulation that winners must use the money for study abroad, and impressions from this travel often show up in sketches such as those shown here in the first column at right. In addition to the continuing program of awards, NIAE also co-sponsors competitions with associated groups—most recently a joint project with ASC/AIA that emphasized barrier-free design. The program was developed, administered and judged by the students themselves.

This year's Van Alen Competition program will call for both invention and restraint of an unusual order. Competitors will be asked to replan and augment the support facilities at the pyramid site at Gizeh in ways that enrich the tourist experience without encroaching on the ancient monuments or disturbing their innate dignity.

The concern with design competition goes back to NIAE's roots. Chartered in 19



SAN FRANCISCO, K. LUERNSHAVEE, 1975

der the name Beaux-Arts Institute of Design, group was the progeny of a handful of New York architects who had studied in Paris at the École des Beaux-Arts. These men, impressed with the system of which they were products, sought to encourage the same educational values here, and to an important extent succeeded in this aim. The gradual eclipse of these values after World War II and the experiment with new teaching methods was fore-shadowed in changes at the Institute itself. Pursuing these trends and desiring to express the organization's diversified educational interests, the name National Institute for Architectural Education was selected and adopted in 1956.

It was more than a symbolic effort at outreach. NIAE began to broaden its programs to include a variety of interdisciplinary activities. It has also endowed a faculty research grant, and last year between Hareesh Lalvani of Pratt Institute and Carmi Bee of CCNY. Each is pursuing independent architectural research. Future plans call for more attention to pre-architectural awareness training programs at the secondary school level and programs aimed at pre-professionals.

These newer undertakings, while increasing in importance, do not diminish the interest NIAE feels in its competition programs. Byron Bell, NIAE board chairman, says simply: "Competitions seem the most effective way to reach a maximum number of students within the limitations of our finances. . . . But we are always interested in new ways to put our resources—time and funds—to use for the benefit of architectural education."

Deans, faculty members and students have always been welcome at NIAE's New York headquarters for the exchange of ideas. Their visits encourage. At their new midtown offices at 139 East 52nd Street, (a brownstone



SAIGON, BYRON BELL, 1962

bequeathed to the Institute by Chrysler Building designer William Van Alen) to be occupied next month, NIAE anticipates even more interchange for, more and more, the future of architectural education seems to depend on it. Whatever shape that future will take, no one can say with certainty. What is clear, however, is that NIAE wants to be a part of that future and will continue to strive and to adjust its programs as needs change and new urgencies beckon.

quiries about NIAE's programs should be addressed to: National Institute for Architectural Education, 139 East 52nd Street, New York City 10020.

CENTER AT MACHU PICCHU
1975 VAN ALLEN COMPETITION
JOSEPH R. STEVENS, JR., AUBURN UNIVERSITY





IMAGE OF A CITY
1969 LLOYD WARREN FELLOWSHIP
WILLIAM G. HOOK, UNIVERSITY OF ILLINOIS



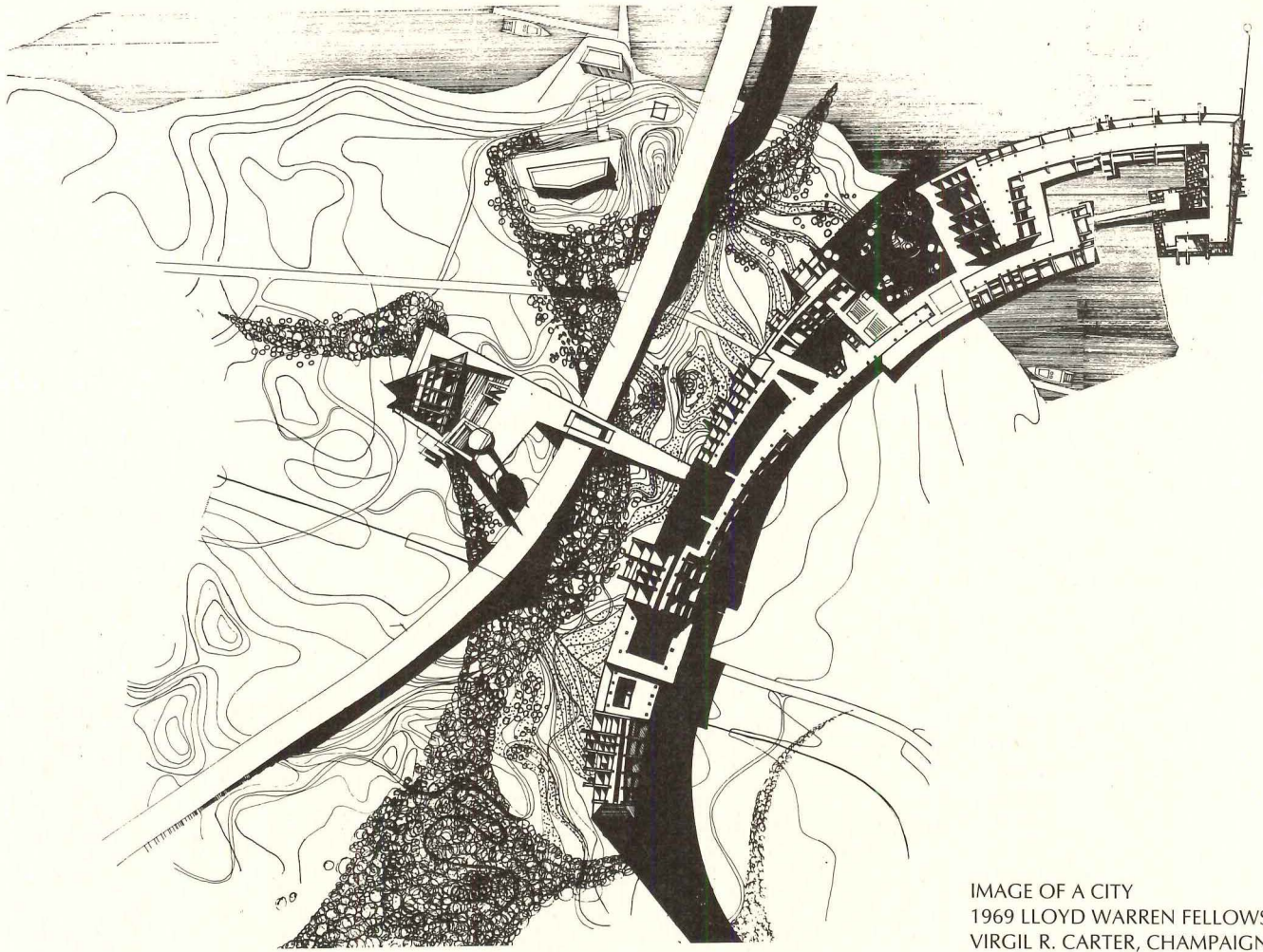





IMAGE OF A CITY
1969 LLOYD WARREN FELLOWSHIP
VIRGIL R. CARTER, CHAMPAIGN, ILLINOIS






HALL OF JUSTICE
1927 PARIS PRIZE
D.F. NELSON, MASSACHUSETTS INSTITUTE OF TECHNOLOGY


BALLROOM FOR A BEAUX ARTS BALL
1939 PARIS PRIZE
GEORGE A. DOWNS, PRINCETON UNIVERSITY








INTERNATIONAL ARCHITECTURAL CENTER
1967 LLOYD WARREN FELLOWSHIP
MICHAEL J. PLAUTZ, UNIVERSITY OF ILLINOIS





Ronald Livieri photos except where noted

A FRIENDLY NEIGHBORHOOD SKYSCRAPER

During what is being called the "post-modernist" phase of 20th-century architecture, it may strike some as unseemly to extol another tall building, especially when so many of them, even the "best" ones, are being eulogized as icons of a defunct form-worshipping phase. Yet if the Skyscraper Age is over, and one suspects that those who say so for philosophical rather than economic reasons are being precipitate, there are some lyrical, resonant swan songs being composed. One such is One United Nations Plaza (above, overleaf). Not only does it add oomph to the *oeuvre* of Kevin Roche John Dinkeloo and Associates, but it also assumes a key spot in the tradition of the tall building, which, in New York, takes in "icons" like Lever House, the Seagram Building, Rockefeller Center's stony, crowded crags, old softies like the spired Chrysler, rambunctious codgers like Cass Gilbert's Woolworth, Daniel Burnham's Flatiron, and Louis Sullivan's Bayard. While it may well be (one would even hope) that the profession has moved beyond its fascination for solitary, stunning shapes that are all wrapped up in themselves but little else, One United Nations Plaza, being wrapped up in a lot else, is a needed reminder that tall buildings, designed to come down off of it and take cues from their environment, can still help architecture to turn its corners nicely—and will probably be doing so long after post-mortems on the "post-modernist" phase are complete.

—William Marlin



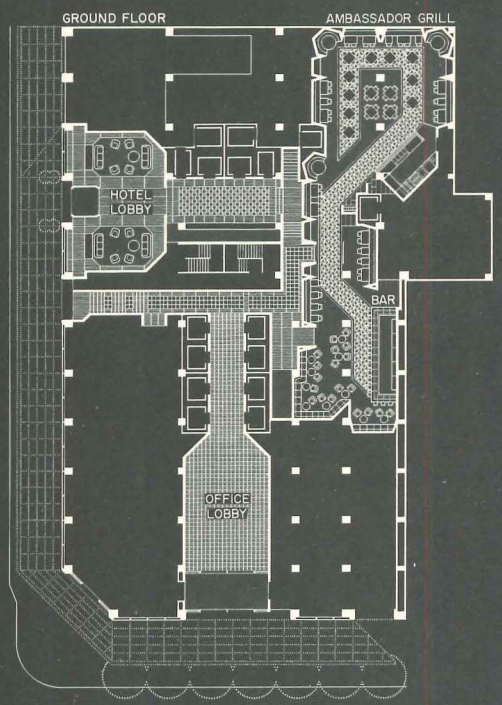
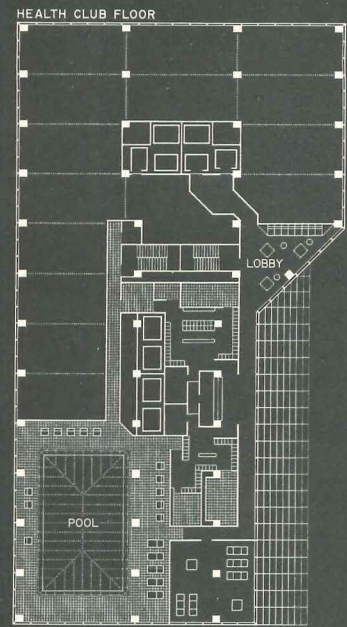
ONE UNITED NATIONS PLAZA NEW YORK CITY

Cliff dwelling, as big city life is called, has been given a big boost on the corner of First Avenue and 44th Street. Svelte of build and spiffily draped in a toga of reflective blue-green glass, the 39-story One United Nations Plaza, located across from the Secretariat and General Assembly, and next door to the U.S. Mission, is a friendly neighborhood skyscraper which, leaving a lot to the imagination, has a lot going on inside its 586,000-square-foot bulk. At 505 feet in height, the building is three feet shorter than the Secretariat, in line with zoning restrictions for the district, and is the first in New York to dovetail office and hotel functions.

Just in from each of the two bounding sidewalks is a lobby. The one off First Avenue (opposite, lower right) leads to the elevators for the office floors—which add up to 360,000 square feet, taking up the first 26 floors of the building. The one off 44th Street, around the corner,

leads to the reception desk and elevators for the United Nations Plaza Hotel, run by Hyatt International, which adds up to 288 rooms and suites, occupying floors 28 through 38. The Turtle Bay Tennis and Swimming Club, named after the old surrounding neighborhood, is on 27, and way up on 39, are the 24-hour tennis facilities. Retail space, on ground level, is occupied by a branch of the Chemical Bank and the International News Corporation. The rest of the ground floor is given over to the hotel-managed Ambassador Grill and Lounge, accessible through both lobbies, and, on the second floor, there is a European-style eating spot called the Coffee Mill, plus three divisible meeting rooms that are named, aptly, for Trygve Lie, Dag Hammarskjöld, and U Thant.

Everything is very handsome, even elegant, and very safe. On the first new buildings to comply with New York's strict fire-safety standards, an elaborate detection and alarm system has been incorporated and a separate smoke-exhaust shaft to assure that the stairwells are more or less clear in the event of a fire. Everything is also very secure, with so many dignitaries, diplomats, and heads of state expected. T




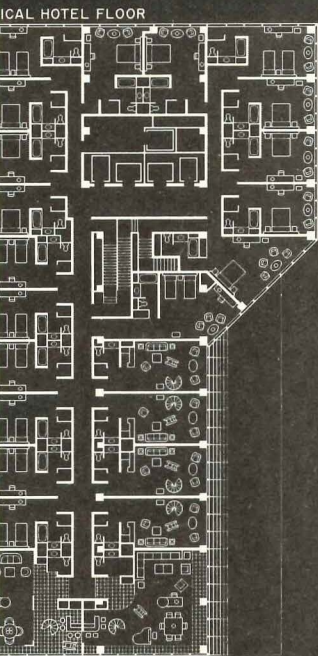
...s zip into a special enclosed drive-in area, its heavy doors slam
 ... and, without seeing so much as a soul, they can rush into a re-
 ...ed elevator.

All of which is a lot to have going on inside a skyscraper, but,
 ...restingly enough, one has to sidle up close to find out. The signage
 ... minimal and, where there are words to make out, it takes a knowing
 ...nter to appreciate the subtlety. But one's interest is impelled in other
 ...s. The building's material mass, ashimmer with reflections of the sky
 ... the neighborhood, meets the street in a pleasant way, hovering over
 ...ers-by by way of a wrap-around shed-style canopy of glass that
 ...ts out as a continuation of the curtain-wall above.


What Roche Dinkeloo and Associates has done here, having had
 ...if any axioms to grind over the years, is to dispense with one of the
 ...t hackneyed—that a building, like a news report, should just “tell
 ...ce it is,” coolly delineating floor levels, the relationship of structure
 ...kin, or contrasts of internal function. Instead of another front-page-
 ...e facade screaming “read all about it,” they have gotten up a build-
 ...with a certain quizzical quality about its sheer surfaces, implying the







...e Ambassador Grill (left), on the
ground floor of One United Nations
...za, is marked by an overhead glass
...lis that threads through, covered by
...arely perceptible, paralleling tunnel
...pentagonal mirrored surfaces that
...up a frenzy of reflections. The hotel
...by (opposite, lower right) and re-
...tion area (opposite, lower left) are
...mparatively small but very elegant,
...h marble floors, chrome fittings,
...l, in the lobby, felt wall covering
...hed with indirect light. The hotel
...es (right, top and bottom left) are
...plex affairs, magnificently furn-
...ed, while the typical room (bottom
...nt), though no larger than most
...nd in chain hotels, has been given
...ervasive, soothing warmth, solid
...l subdued colors, and practical,
...nfortable furnishings—all designed
...pecified by the architects.



Evelyn Hofer photos

...mation and mix of activity inside, but leaving the question open as
...ts exact nature. In a genre where the "form-follows-function" thesis
...s most cogently pioneered, this skyscraper negotiates a new variation
...*detente* between the two. It reads "true," all right, but because its
...mal character was as consciously conceived to evoke, or to point up,
...many dimensions of its external environment as it was to house an
...algam of internal needs. It is an especial obligation of the tall build-
...to take such pluralistic, contextual factors into account, and this one
...nitely does.

Take, for example, its atypical shed-style setbacks or, put more ac-
...tely, slant-backs. These 45-degree planes occur twice on the north-
...ing facade, angling up from the 12th floor and, again, from the 28th.
...e regulations specified that the north-facing one, were it to be all
...ndows as initially planned, had to be 30 feet from the U.S. Mission
...to the height of its facade. As it turned out, only 50 per cent had to
...ction as windows, so the required setback was proportionally re-
...ced to 15 feet. While one suspects that crucial design decisions are
...ver completely "logical," it is a worthy enough rationalization that

the architects decided to denote this midstream change by placing the
lower slant-back at that point where the 15-foot rule no longer obtained,
pitching the resultant plane up to that point where the 30-foot rule
would have. As for the 28th-floor slant-back, it is pitched to a point that
denotes the over-all width of two typical hotel rooms and a corridor,
or roughly 60 feet. On the southeast corner of the building, there is a
slant-out, angling up to the 12th floor, below which the corner has been
sliced off, almost as if—"logic"?—to deflect one's attention across 44th
Street to the Church Center for the United Nations, which is the same
height as this slice, or across First Avenue to the visual panoply of the
UN. Down at streetside, this rift with the right angle provides a neat
notch for the main banking entrance and opens up a little more elbow-
room on what is, really, a pretty tight corner. This treatment works well,
giving a light look, because the "toga" of glass is stretched over the
surfaces with a taut, repetitive grid of aluminum framing that, in the
curtain-wall fabric, reads like a delicate silver tracery. This tracery is
also engineered for energy savings. The office walls are composed of
four bands of glass per floor, two of which are clear, the others being



Evelyn Hofer photos

insulated. The hotel walls are composed of three bands per floor, one of which is clear. The reduced heating and cooling loads are significant.

While all of the hotel, its related facilities, and both lobbies were seen to by the Roche Dinkeloo team, the office floors, most of which are leased by the UN, are being seen to by its in-house staff with fairly uneventful results. Not so the Roche Dinkeloo digs. The club on 27 (photos above) with its own carpeted lobby and built-in seating, has a glassed-in esplanade, opposite which is a parallel interior wall of mirrors, leading to an airy glassed-in pool room that is covered with a billowy Kubla Khan-style tent. The hotel is similarly sensate, starting downstairs with the lobby which, though comparatively small, is this century's answer to the last one's Age of Elegance. Its floors of black and white marble, turned up onto the walls to wainscoat height, are carried on through to the reception area and to the restaurant beyond. A continuous chrome band, concealing indirect lighting, gives way to wall surfaces covered with a green felt that is so lush that people have been caught rubbing their cheeks against it. The green theme (Roche is Irish after all) is picked up again in the corridors upstairs, which are embel-

lished with a curator's fantasy of framed antique fabrics, tapestries, ceremonial garments from faraway places with strange-sounding names.

With the exception of several duplex suites with spiral stairs, immaculate contemporary fittings, the most expensive going for \$ a day, the typical rooms are no bigger than what one would normally check into at any chain hotel. There is a pervasive, soothing war about them, the colors are subdued and solid, the furnishings—again Roche Dinkeloo—are comfortable and practical, and the cost starts at \$37 a day for a studio. The architects are said to be designing even soap dishes which, wags suggest, should be supplied with "Ex-Amsador Daniel Patrick Moynihan Commemorative Soap"—good washing out one's mouth.

Given the stringent budget for these rooms, however, one can be heartened that such absorbing amenity was brought in at a price that compares favorably with that of the hoked-up charm and corny captures of class that routinely pass for accommodation elsewhere. With a handful of exceptions—for example, the Marquette Inn at the IDS (




in Minneapolis by Philip Johnson/John Burgee—these are the only contemporary hotel guest room interiors to have been designed by the hotel architect. Which should give management in this field serious cause to reconsider its ill-advised assumptions about what “quality” is, what quality “costs,” and about what travelers would prefer to settle for.

Many of them here are very definitely preferring to settle into the Ambassador Grill and Lounge, along with a lot of locals, and in a city town for smashing restaurants, this one really takes the Sacher Torte. The transparent glass trellis threads through the spaces overhead and, above it, is a barely perceptible tunnel of pentagonal mirrored surfaces. With the columns and some of the walls also mirrored, the over-all result is such a frenzy of reflections that one waiter has confided that a couple of soused socialites have bumped into what they thought was an air. Despite such occasional travail, only Philip Johnson’s Four Seasons over at the Seagram Building provides a comparably voluptuous volume of dining space in modern-day Gotham. All of the tableware, as well as the uniforms of the waiters, were designed to the Roche


Dinkeloo specification—right down to the chef’s floppy hat.


Perhaps it takes a client like the United Nations Development Corporation, or an executive like Thomas Appleby, its president until recently taking over as head of New York City’s Housing and Development Administration, to drive through such a thorough job of design. But what it also took, besides funding with an unusually dependable “moral obligation” bond program, was the drama and diversity that cliff dwellers crave. Housing such qualities behind this deceptively demure exterior, One United Nations Plaza is a chip off the old block of New York. To be able to say so, to be able to say that it “stands in” as much as it stands out, is a measure of modernism’s adjustment to an era of contextual emphasis. Let’s hear it for the “form-givers.”

ONE UNITED NATIONS PLAZA, New York City. Owner: *United Nations Development Corporation*. Architects: *Kevin Roche John Dinkeloo and Associates*. Engineers: *Weiskopf & Pickworth* (structural); *Cosentini Associates* (mechanical/electrical). Interiors (except office floors) *Kevin Roche John Dinkeloo and Associates*. Consultants: *Bolt Beranek and Newman, Inc.* (acoustics); *Rudolph deHarak, Inc.* (graphics). Contractor: *Turner Construction Company*.



One United Nations Plaza, at 39 stories, is conceived as a chip off the old block of its Manhattan environment, and, from every vantage point, it is either enhanced by the setting, as seen from the UN grounds for example (right), or enhances it, as when the grounds across First Avenue are glimpsed from the 44th Street sidewalk for example (above). The shimmering material mass of the building, picking up reflections from all around the sky and the environment, meets the street gently, nudging right out to it (left), and hovering over passers-by with a wrap-around glass canopy that is a continuation of the curtain-wall above. It steps up in sections to keep in alignment with the gradual slope of 44th Street, off which the hotel entrance and lobby are placed, pointed out by signage that is notable for its subtlety.






A study model for the current construction of the new Tehran Airport by associated architects Tippetts-Abbett-McCarthy-Stratton and Abdol Aziz Farmanfarmaian.

AIRPORTS

g scale, small scale, here or abroad—there is going to be a lot more work on the design of airports in the next ten years than there was in the last. First, the “underdeveloped” countries are just getting started. (Above an ultimate in their expectations, a terminal for 35 million passengers per year.) And at home, almost \$6 billion will be spent in the next five years by the Federal government alone, under the terms of a recently passed amendment to the Aviation Act of 1970. There are going to be opportunities for the big established firms and for the fledglings as well, because the increased volume of the new domestic projects is going to be split into many more usually-smaller units. From renovation to major expansion, a lot of this work will be done on the older airports that are now “coming of age.” And a lot of this work will be on new airports for the burgeoning smaller communities. The following is first an explanation of the reasons for the new directions (overleaf), and second, descriptions of successful domestic projects that will become prototypical.—C.K.H.



A model for the completed Sullivan County Airport by architects Parsons, Brinckerhoff, Quale & Douglas.

At least through the early 1980s, there will be a vast amount of airport construction—much of it still to be initiated and designed. And the size and scope of these projects may well depend on whether they are domestic or foreign. Firms of varying capacities will want to consider this increasingly important division in their pursuit of the upcoming commissions. Contrary to tradition, it may well be that the smaller (even relatively inexperienced) firms will have greater opportunities at home, while larger firms established in the field, will gain work in foreign parts. Here is why:

The vast all-new terminal complexes will mostly be built abroad—and will probably be designed by the big firms. According to Ronald Pulling, of Tippetts-Abbett-McCarthy-Stratton, there will be few or no new airports built in the near future in the United States that approach the scale of the monumental Dallas-Fort Worth complex, which his firm engineered. (One of the possible exceptions is St. Louis, which is proposing a major new airport farther from the center of town). But, this does not signify the end of large new airports. At the present time, TAMS has in design or construction major airports in Tehran (see page 125) Caracas, Seoul, Turin and Amman. A complex for Riyadh, which is larger than London's Heathrow, is in design for Bechtel Construction by architects Hellmuth, Obata & Kassabaum. (For a brief guide to business in the Middle East, see RECORD, June 1976, pages 101-108.) Foreign airport construction is a vast, hardly-tapped field. Accordingly, Pulling sees a larger scale establishment of supersonic flight as inevitable: "The future for the United States lies in the exporting of talent to all of the far-flung places, and professionals will want to get there and back in the shortest possible time." But the foreign governments will generally demand high levels of proven expertise in airport design, and their commissions will normally go to large established firms in the field. Where does this leave the other professionals?

For the United States, there will be a plethora of smaller projects—and now, surprisingly, money to build them. Despite the well-known troubles that have beset all of the U.S. airlines today (including passenger resistance in the face of rising costs), a number of factors indicate an even higher volume of on-going domestic airport construction, although most projects will be on a smaller scale than much of the recent work—and on a scale that smaller firms are able to handle. Many of these projects will be renovations and additions. Airports, like organisms, continue to have changing demands made on them, and must adapt or be replaced. Even when the issue is not increased traffic volume, adaptation will be required for ever-changing sizes of planes, operations, types of services and—not unimportantly—the constant upgrading of both municipal and commercial images. In one city (the national capital) alterations are underway for the extremes of these reasons on *both* the "mature" National and relatively-new Dulles airports. The importance of additive construction is emphasized by the fact that large all-new facilities, which are supported by major cities, are probably not too practical in the foreseeable future, because of the rising costs of construction and land (and much more land is now necessary to overcome the objections of nuisance to adjacent communities). These problems are coupled with municipalities' increasing difficulty in financing major projects, with a host of new complicated governmental requirements and with fortunately higher civic expectations. However, the burgeoning smaller communities—especially in the country's South and Southwest—have revenues from new industry and large amounts of land, and they are all ready on line for new facilities scaled to their smaller size (see pages 141-144 for similar completed airports in Toledo, Ohio; Lubbock, Texas and Lincoln, Nebraska). The above are good reasons that major new airports will probably not be built, and that extensive alterations and expansions of existing facilities coupled with new smaller

airports certainly will be built.

And possibly the biggest reason that smaller-scale domestic airport construction will be in a healthy state is the recent passage of Federal Law 94-353, which allows previously undistributed funds (accumulated from the sales tax on air line tickets) to be spent on up to 50 per cent of the cost of terminal construction. The total annual amounts with which such buildings *can* be built (part of the money goes to all other types of airport construction) are staggering: \$50 million for fiscal 1976, increasing each year to over 600 million by 1980. On top of these amounts, \$15 million per year is allowed for planning. The total bill includes provision for a \$5.6 billion expenditure over the next five years (vs. \$1.3 billion over the life of the last five-year bill, which *excluded* terminal construction). But, large as the total dollar amount may be, it is almost certain that no single grant will be large enough to appreciably help in financing another Dallas-Fort Worth. Over 200 applications have already been received for 1976 alone, and—if most are granted—the total amount to each airport would average around \$2.5 million. (And most of these amounts for 1976 will undoubtedly go to non-terminal construction.)

What will the new domestic facilities be like—and who will work on their design? Perhaps the most important influence affecting an architect's work on airports will remain the multiple-layered system of approvals and requirements of the many interested parties who constitute the "client." These parties will continue to range, from sometime to come, from local government to the airlines that pay the rents—and to the passengers, who can often be last considered but who are the most important users. The consequences of the confusion are often: "bleak and confusing terminals; exhausting hikes with heavy luggage and a general subservience to the economics of machines. But here and there has been a victory by architects on behalf of people."

While these statements were made as recently as November 1976 (RECORD, page 135), a number of factors may be working in favor of better airports and more architectural victories. First, if airport work is to be truly on a smaller scale, the chances for clean-cut solutions with fewer layers of approvals would seem much better. Second—if much of the future work is to be in the form of altering existing facilities, the previous faults of these facilities will have become obvious with time and will be easier to remedy. Especially on alteration work, the services of professionals experienced in graphics, interiors and small-scale construction—who might otherwise play a minor role in a project design—will become much more important.


On the following pages are two categories of projects that illustrate new directions of work to come. The first includes solutions to the problems of ongoing work on older airports (pages 127-140). Most dominant in this sampling are such modifications that improve civic and commercial images and those that accommodate new or expanded international facilities. And the latter may become even more important in the future, if a recent recommendation by the Civil Aeronautics Board is accepted. The recommendation would allow new direct flights between European cities and Atlanta, Tampa, New Orleans, Cleveland, Pittsburgh, St. Louis, Denver, Kansas City, Minneapolis, Houston, and Dallas-Fort Worth—all facilities with few or no current physical means for executing the extremely complicated and exacting requirements of the Federal government for international travel. The second category of projects (pages 142-144) includes those which are all-new sources of pride to smaller but growing municipalities. (A cross between the two categories is shown on page 143.) Here are outlined common aspects of planning the financial commitments necessary for such efforts—and the reasonable provision for expansion that must follow such commitments to make the efforts worthwhile to begin with.

—Charles King H.

BASIC RENOVATION: NEW GRAPHICS FOR MIAMI

Recent projects at the Miami International Airport utilize the spectrum of techniques available to the process of renewing an older facility. While a major construction effort at Miami is shown on the next four pages, a more modest program that has begun to revolutionize the hospitable appearance of the existing buildings is shown here: the reorganization of graphics, signage and interior design by Architectural Graphics Associates. As succinctly stated by A.G.A. designer and principal Jane McGgett, "the visually cluttered original terminal had the charm and confusion of a 1950s bus station." To date, only the northern section of the interior (see site plan, overleaf) has been modeled to A.G.A.'s plans (photo, bottom). There are lowered general light levels, and—most importantly—new signage.

But it is the exterior graphics that have shown the most far-reaching current success. The program was the first such to receive FAA funding; the award was made because of the need to effectively direct passengers and—as the designers successfully argued—in a form that would create a unique image for Miami. Besides giving now-clear information, the bright purple and orange signs provide a unity of design that has overlaid the disparate existing buildings with a visual organization. The new standards (photo, top), designed by associate Deborah de Moulpied, also carry light, recessed into curving forms to emphasize visual importance for both esthetic effect and motorists' safety. Color coding is used to separate traffic from arriving and departing gates, although the designers emphasize that it cannot be relied on alone, because many people are color-blind. They also emphasize the reduction in the number of possible signs.

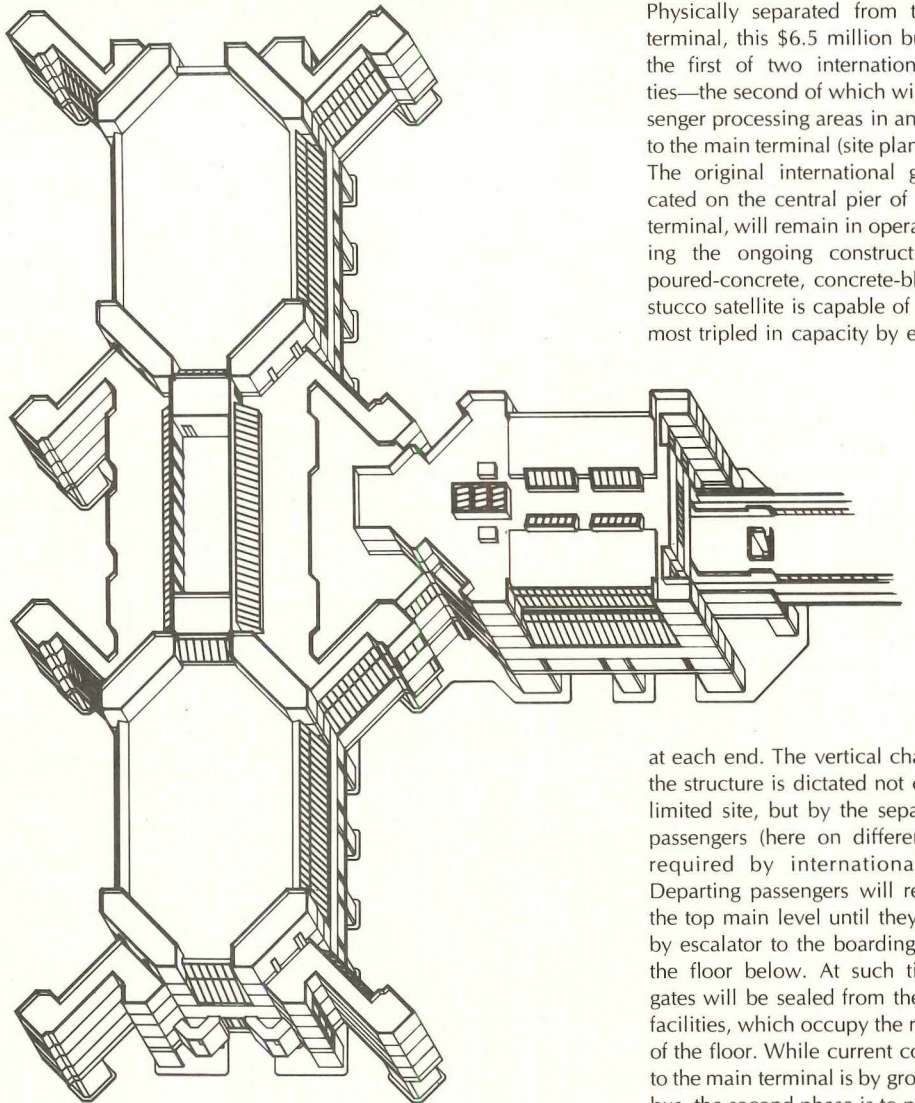


CLEAR-SIGHTED ADDITION: MIAMI'S NEW SATELLITE

Architects Harry, Oppenheimer, Ross and Associates have designed this handsome building to eliminate congestion for international flights, and have—at the same time—eliminated some of the biggest problems of additive construction at airports: disrupted operations at existing gates, and lack of future-expansion potential. Commissioned to study the whole international operation in 1969 when the 12-gate central concourse was woefully inadequate (Miami is the second in international passenger volume in the United States), HOR recommended and won approval for a remote facility for 12 additional gates for the new larger planes. The separation, of course, was to allow existing operations while the new construction proceeded, and to provide room for future expansion. The not incidental result has been striking architecture that is a high point for the Miami terminal (see page 127).

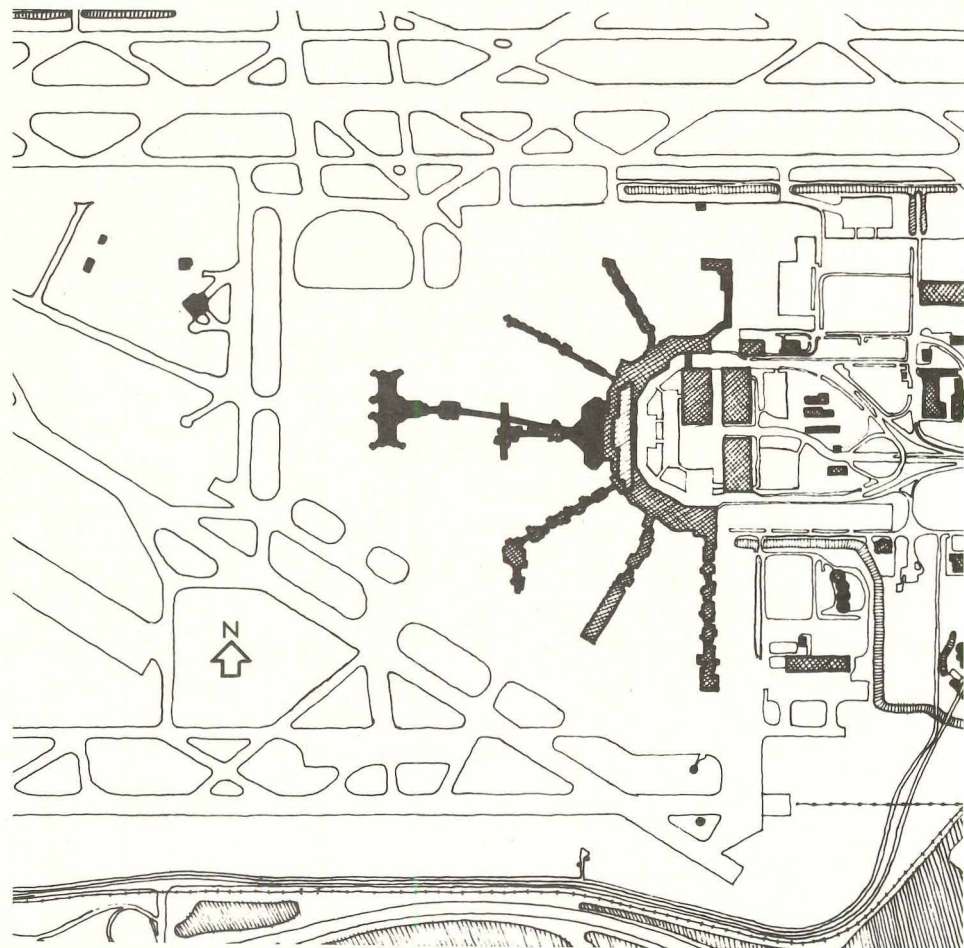
The architecture is striking not only for its appearance and the efficiency of construction phasing, but for the clear-sighted ways in which it copes with an ever-increasing factor in airport construction: the particular requirements of international travel facilities (in this case further complicated by a vehicular connection to the main building). As strict separation of the arrival and departure of passengers almost always requires dual circulation systems, HOR has placed these on separate levels, both in the building shown here and in a planned extension of the main terminal that will house all customs and immigration facilities (right in site plan). The only place where these levels are planned to come together is at the connection between the buildings, an elevated guide-way system. Here, cars developed from those similar to Seattle's (RECORD, November 1973, page 149), will operate in tandem, with departing passengers entering and leaving one car from one side, while the arriving passengers use the opposite side of the other car. The main levels of the satellite are divided into those for departing passengers at the top and arriving passengers below. The latter proceed in "sterile" concourses, leading toward their own shuttle platform. Large ground level areas within the building are provided for the parking of service vehicles that normally clutter aprons.


INTERNATIONAL SATELLITE FACILITY, Miami International Airport. Owner: Metropolitan Dade County Aviation Department. Architects: Harry, Oppenheimer, Ross and Associates—associate-in-charge: Robert Keinker. Engineers: Ross-Adams Engineers, Inc. (mechanical/electrical). Consultants: Harold Mull/Bell Associates (acoustics); Dennis Jenkins and Associates (interior design); Bugdal Graphics (graphics); Louis T. Klaunder & Associates (transportation). General contractor: Edward Nezelek, Inc.



Physically separated from the main terminal, this \$6.5 million building is the first of two international facilities—the second of which will be a passenger processing area in an addition to the main terminal (site plan, below). The original international gates, located on the central pier of the main terminal, will remain in operation during the ongoing construction. The poured-concrete, concrete-block-and-stucco satellite is capable of being almost tripled in capacity by expansion

at each end. The vertical character of the structure is dictated not only by the limited site, but by the separation of arriving passengers (here on different levels) required by international travel. Departing passengers will remain on the top main level until they descend by escalator to the boarding gates on the floor below. At such times, the gates will be sealed from the arrival facilities, which occupy the remainder of the floor. While current connection to the main terminal is by ground-level bus, the second phase is to provide an elevated guide-way as shown in the isometric view and site plan.





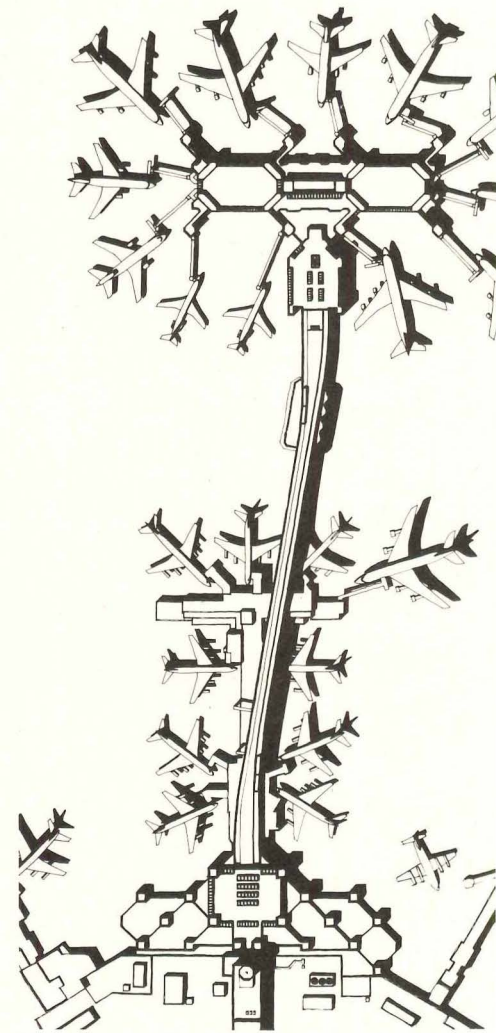
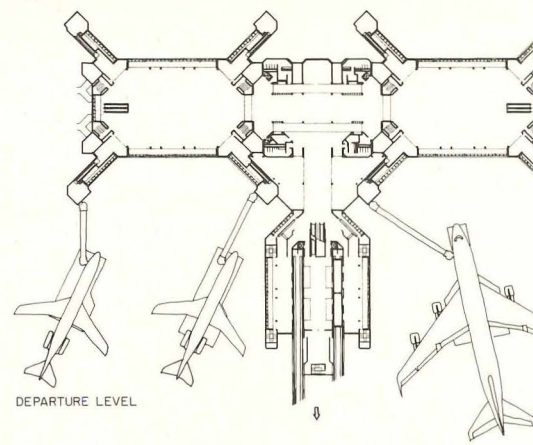


Michael Wray photos

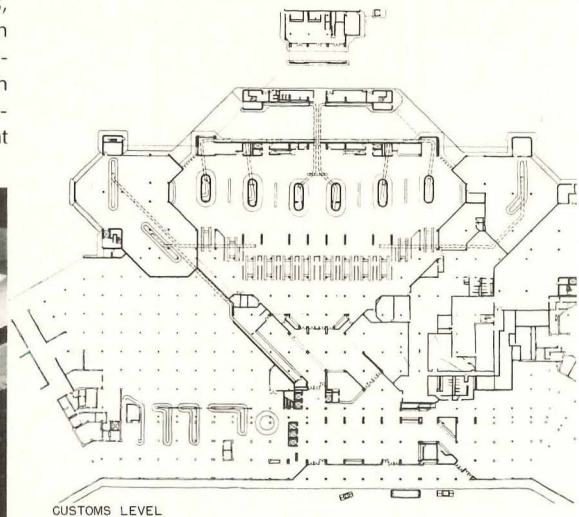

Contrasted to the building's white stucco walls, large sloping dark-glass areas bring light and views to departing passengers. Arriving passengers, as required by Federal processing procedures, are contained on the floor below, with the limited fenestration. The plan of the projected processing building (overleaf, bottom) shows the new customs facilities on the ground

floor. These are to be reached from the immigration hall above by direct escalator access, through a level containing the departure lobby and offices. At the top floor will be the "guide-way" car station. The architects describe the resulting space distribution of functions as a pyramid, which is to be roughly the shape of the building. The scheme greatly reduces walking.





Despite the restrictions imposed by the necessity of providing separate facilities for incoming and outgoing passengers, a great deal of interior openness has been achieved—largely through the sharing of lounge areas by all of the airlines. For outgoing passengers, the lounges are divided into two main areas (photo and plan, top), with numerous smaller areas where those with the time can escape the mass movements of those enplaning. A restaurant is planned on the top floor.



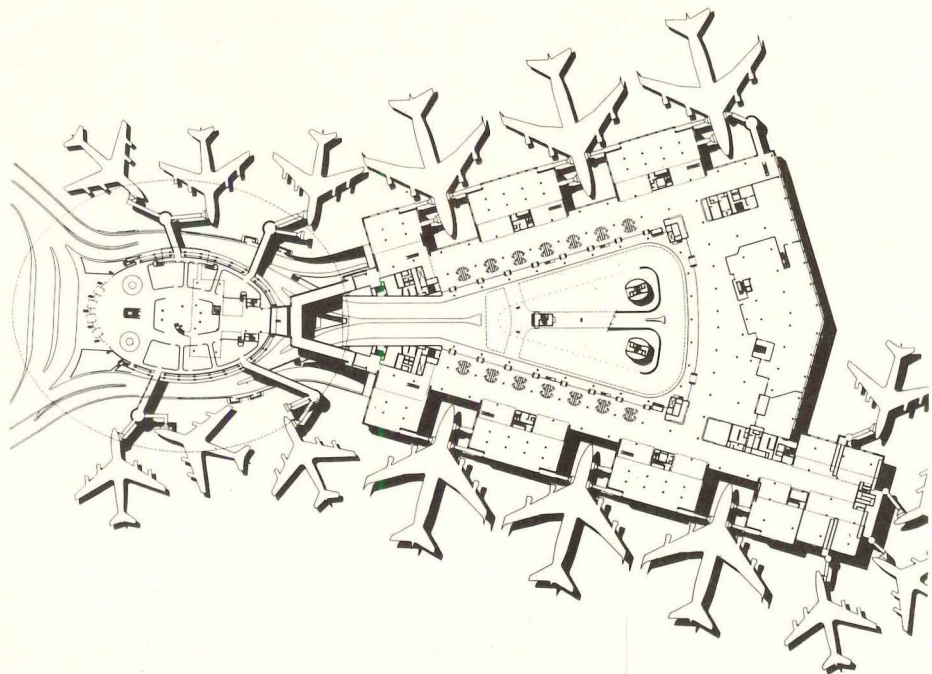



BIG EXPANSION FOR A LITTLE SITE: PAN AMERICAN AT KENNEDY

With the addition of some 750,000 square feet of new terminal space to the 100,000-square-foot original terminal (oval area at left of plan), architects Tippetts-Abbett-McCarthy-Stratton have created an ingenious solution to a number of seemingly contradictory requirements. Perhaps most difficult were the requirements to add the mammoth new international facilities in the only available location, a constricted site on the apron directly behind the original terminal, without disturbing the latter's operations and character. Opened in 1960, the original building had centralized boarding gates under an enormous cantilevered roof. And because the majority of the 12 gates to be added were to serve the new larger planes, many more people had to be accommodated than those that might be indicated by the number of extra gates (an estimated 6,600,000 passengers for 1980 vs. 1,250,000 in 1966). It was clear that a centralized system, which was innovative in the 1950s, would not work, and that—in a linear scheme—the resulting walking distances from the older entrance (left in plan) would defeat the original terminal's amenity. Accordingly, ground vehicles both for construction and eventually for passengers would have to be introduced into the area of the new construction. There was no way of appreciably expanding the existing terminal laterally along its frontage on the access road, because of the presence of other immediately adjacent terminals. On top of these problems, sight lines from the airport's control tower (fortunately close to the original building) had to be maintained, and parking had to be provided. (The once-convenient parking location had been on the other side of the main road.)

The fan-shaped new building solves all of these problems, and provides up to 20 plane-boarding positions (including two remote ones reached by mobile lounges) in a modified-linear, drive-to-the-gate-scheme (see caption for description). The gates surround a central open area, under which the lower levels are assigned to baggage handling and claims plus the all-important immigration and customs functions. Pan American was the first to use a drive-to-the-gate system at Kennedy, and its success has overcome initial objections about the possible back-up of traffic.

PAN AMERICAN TERMINAL ADDITION, J.F. Kennedy International Airport, New York, New York. Owner: Pan American World Airways. Architects: Tippetts-Abbett-McCarthy-Stratton—consulting architect: Philip Ives—partner-in-charge: Walther Prokoch; project managers: Donald Peirce and Curtis Fremont; project architects: Leo Mogel and Francis Booth; Consultants: Eliot Noyes (interiors); Goodfriend Ostergard (acoustical); Architectural Graphics Associates (graphics); Howard Brandston (lighting) Contractors: Corbetta, Humphreys & Harding.







To expedite the flow of construction equipment and, eventually, passenger vehicles to the new building, extended bridges to the planes (photo, below) were placed over access roads adjacent to the original terminal (left in plan). Today, the roads split to provide access to the new arrivals level under the gates (photo, bottom) or to an upper-level, roof-top "court" where departing passengers can proceed directly to their gates (plan and photos, left). (From here, automobiles may proceed to park on the upper roof via a ramp between the two large circular fresh air intakes for the terminal levels below.) In order to keep traffic moving by being directed to the right gate (and hence, to make the system work), Architectural Graphics Associates has designed directions whereby flight numbers are pre-matched to one of four differently-colored geometric shapes flashed on screens suspended from the projecting roofs over the respective gates.



Jay Hoops


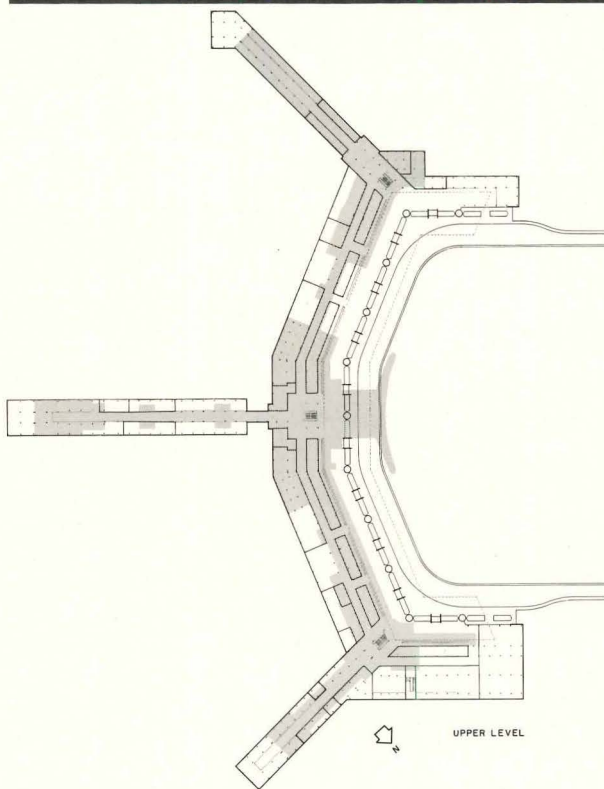




EXPANSION AND RECONSTRUCTION: BALTIMORE

Unlike the last three projects, present construction at the Baltimore Washington (formerly Friendship) International Airport involves both expansion and total renovation on an existing 25-year-old building. Consequently the need to perform work without disruption to ongoing flights has been critical, and has caused the almost-new \$64.5-million facilities to be built in stages (roughly beginning at the ends of the building and finishing at the middle). As a consequence, construction that began almost two years ago, will not be complete until 1978. Designed by a consortium of architects and engineers, Friendship Associates, the project is to accommodate an expected 11 million passengers per year by the 1980s. A similar consortium provides management for some 50 separate construction contracts. As a result, Baltimore's experience has become archetypical of the difficulties that older terminals' administrators may now go through to alter buildings in present locations (as explained on page 126). Here, the reasons were reinforced by the existence of one of the country's first double-level terminals with radiating piers, occupying the only buildable location on the landing field.


Design was focused on two purposes: an increased terminal capacity (at current standards of efficient operations) and a coherent visual image, that would indicate the new larger scale. The former changes include the creation of a raised access drive with multiple entrances directly related to piers (reducing walking distances up to 60 per cent), and the widening of those piers to reflect the greatly increased volumes of passengers, created by the new larger planes. Accomplished in a checkerboard fashion to keep gates open, the widening also accommodates the new, security related lounges. A new lateral ticket concourse was created in front of the old building to separate basic functions from the commercial ones behind. But the most dramatic change is the result of architects Peterson & Brickbauer's design for the large-scale roof (see caption), which covers the new drive and ticketing area. It provides a grand "gateway," which expresses the large-scale civic commitment in the entire project.

BALTIMORE WASHINGTON INTERNATIONAL AIRPORT, Anne Arundel County, Maryland. Owner: Aviation Administration, Maryland Department of Transportation. Joint-venture architects and engineers: Friendship Associates—Peterson and Brickbauer, Inc.; (architects) Ewell, Bomhardt and Associates (structural/civil); Howard, Needles, Tammen and Bergendoff (programming, airport facility planning, mechanical/electrical). Consultants: William Richardson, Jaros, Baum & Bolles (lighting); Architectural Graphics Associates, Inc. (graphics). Associated construction managers: Ralph M. Parsons Company and Baltimore Contractors, Inc.







A 1,200-foot-long roofed space frame covers the new entry drive and ticket sales concourse. It is supported on bright-red round piers containing elevators. Here repeated airline symbols are both instructions and a bright, ever-changing mural designed by Architectural Graphics Associates. P&B's proposal for a subway stop, (photo, top), awaits extension of the system.



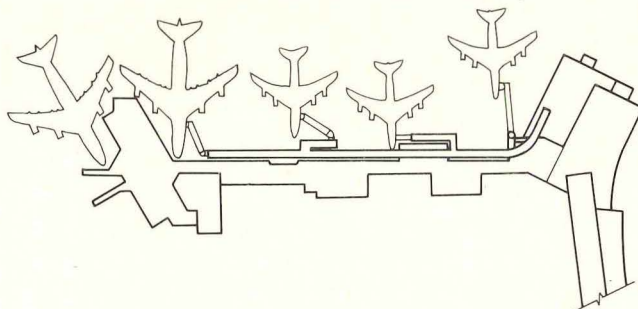
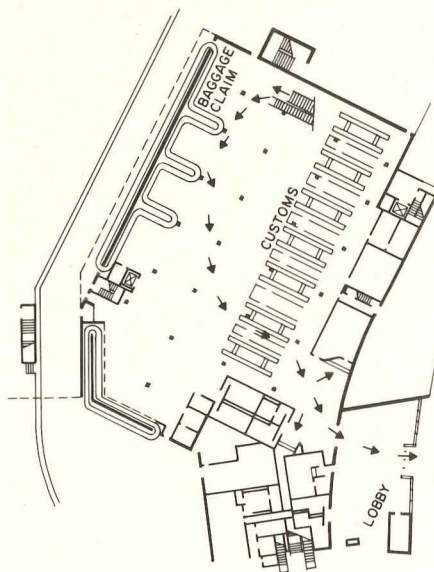
SUPERIMPOSED FUNCTIONS: AMERICAN AT KENNEDY

Involving not so much the expansion of capacity as adding international service, the new arrivals' facility for American Airline's existing domestic terminal at J.F. Kennedy International Airport is being built as a separate, but coordinated unit, rather than integrating it into what was already there. As such, it appears as a literal diagram of what happens when international passengers arrive and must enter processing without contact with the outside world: exit doors ingate lounges of older parts of the building are closed and traffic is diverted to escalators leading up to the new duct-like "sterile" passage at the third level—leading in turn to the new customs and immigration building (left in model photos). While the government requires that such passages are always fully enclosed with no windows, architects Heery & Heery have planned a lively graphics program in order to brighten the space and to give information on the right direction of travel along the 700-foot length. Added because of American's expansion of international service (especially in the Caribbean), this first phase addition was programed and initially planned by the airline's planning department, directed by architect Walter Hart (with senior planner Benito Lao) and vice-president O.W. Hullett. It is designed to accommodate 600 passengers per hour, with future expansion capability to 1000 passengers. For similar psychological reasons as the graphics program, the concourse (and trusses) are curved near the terminal to avoid a right angle turn.

FEDERAL INSPECTION STATION, AMERICAN AIRLINES PASSENGER TERMINAL, J.F. Kennedy International Airport, New York, New York. Architects and engineers: *Heery & Heery*—project architect: *Jack Gesbocker*. General contractor: *James King & Son, Inc.*



To minimally disrupt ongoing flights, the new international arrivals concourse is being built with box-like sections, formed by prefabricated steel trusses, which span over gate positions (photo, left). These are hoisted into place by cranes, onto irregularly-spaced concrete piers, placed to avoid ongoing ground operations (photo, above). The trusses have up to 120-foot-clear spans, and the curved section was fabricated in one piece.




AND A SUMMARY OF RE-USE TECHNIQUES: TOLEDO'S EXPRESS

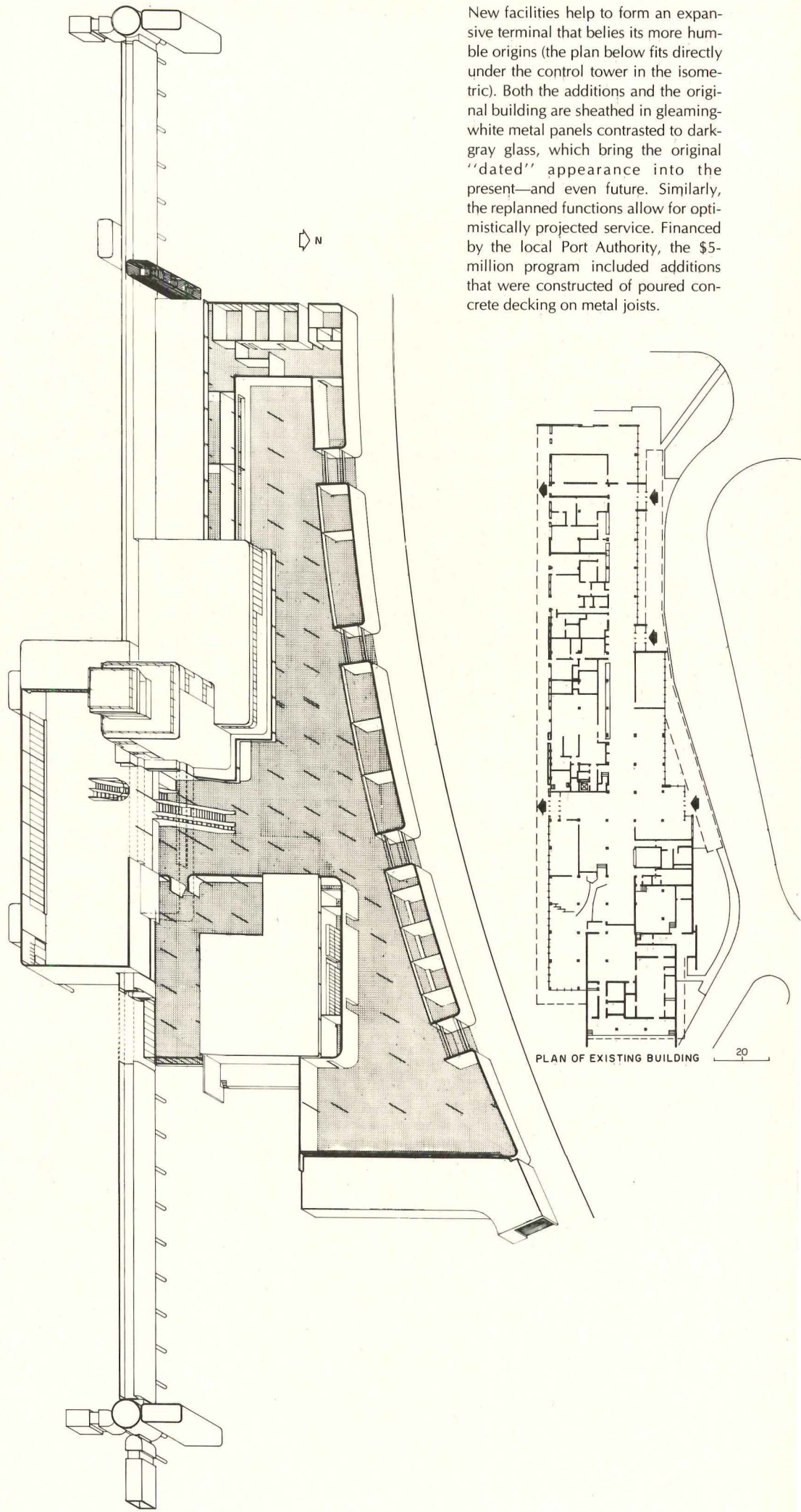
Conceptually a combination of the design concepts used in Baltimore (page 134) and at American's terminal at Kennedy, recent construction at the relatively small Toledo airport—as at Baltimore—completely reorganized and expanded a relatively obsolete facility built in the 1950s. And in the process, it has provided an image and an efficiency that are competitive with the nearby large Detroit airport. The modest original building was a single-level structure where passengers used apron-level access to and from planes. Greatly underused for current operations, it had no separation of circulation for arriving and departing passengers, who had to cross and re-cross each other's paths. Security checks had to be made at either of only two gates, and meant long delays for crowds of anxious travelers.

Designed to meet projected needs into the mid 1980s, the expanded facility of 100,000 square feet organized circulation and operations in the manner of much larger airports. Accordingly, a central hold room was provided in the center of the new second level, so that passengers could clear security well ahead of flights. And the baggage claim and ticketing areas—although still on one level—were separated in a greatly enlarged concourse to be on opposite sides of the escalators to the gates; incoming and out-going passengers no longer cross, having their own routes of travel.

PASSENGER TERMINAL, TOLEDO EXPRESS AIRPORT, Swanton, Ohio. Owner: *Toledo Lucas County Port Authority*. Architects: *Parsons, Brinckhoff, Quade & Douglas*—partner-in-charge: *Perry Ford*. Engineers: *Saddler Associates* (structural). Consultant: *Clair Hoffman* (interiors). General contractor: *McKinnon Parker*.



Larry Wood



New facilities help to form an expansive terminal that belies its more humble origins (the plan below fits directly under the control tower in the isometric). Both the additions and the original building are sheathed in gleaming-white metal panels contrasted to dark-gray glass, which bring the original "dated" appearance into the present—and even future. Similarly, the replanned functions allow for optimistically projected service. Financed by the local Port Authority, the \$5-million program included additions that were constructed of poured concrete decking on metal joists.

PLAN OF EXISTING BUILDING 20

NEW AIRPORT WITH A BIG COMMITMENT: LUBBOCK

Exemplifying the manner in which (and the reasons why) many smaller all-new U.S. airports will be built in the near future, the just-completed Lubbock Regional Airport—having 144,000 square feet of area for six gates—allows for a future four-fold increase in facilities that would completely surround the existing parking field. And although the building just provides those facilities needed for the present, the future expansion is sure to come. Over the past 25 years, the number of yearly passengers has increased over five times to approximately a current 250,000, and the city fathers see the presence of the new airport as an incentive for more new large businesses to locate in Lubbock. A request to the CAB for additional non-stop service to major cities across the country could bring an immediate incentive for expansion.

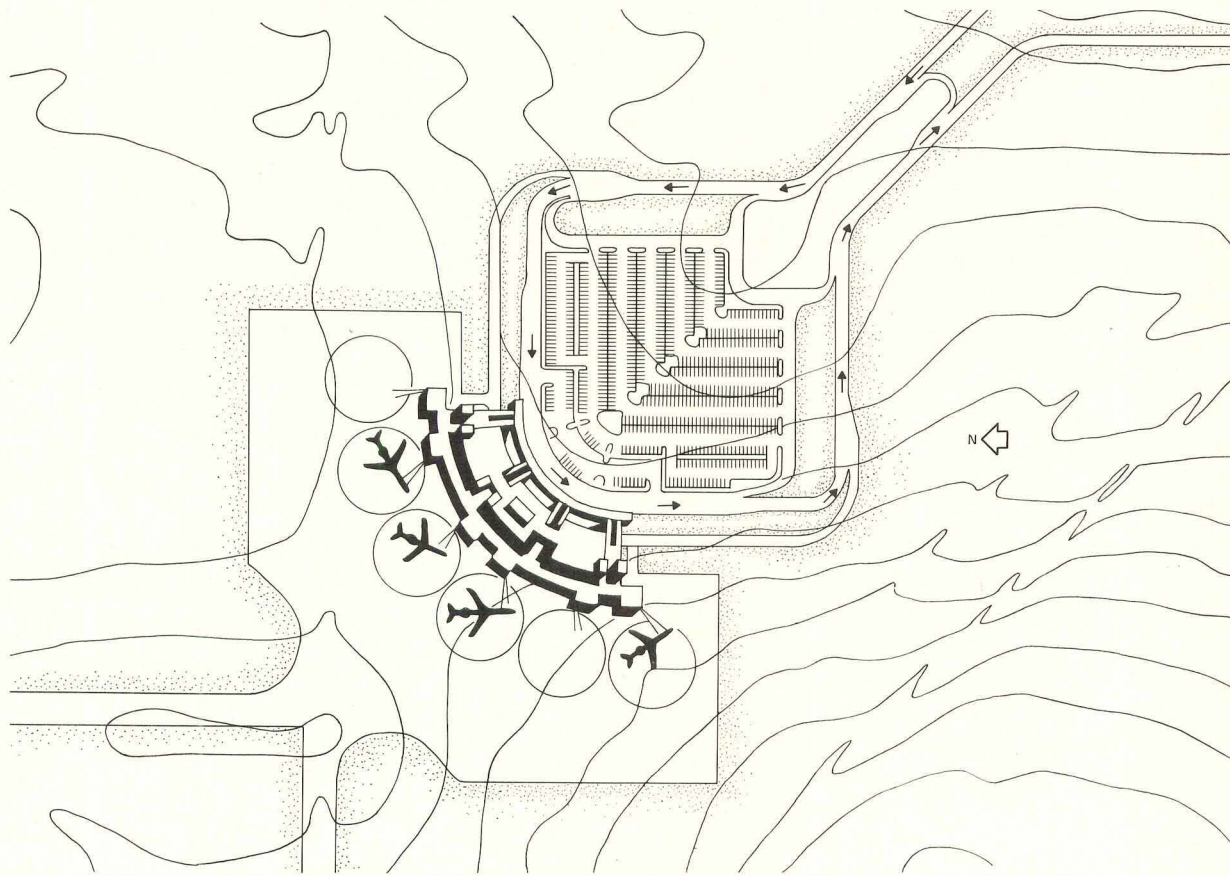

To compare the amount of monetary commitment for an all-new airport with that of a remodeled existing one, the remodeling at Toledo (page 137) cost a relatively small \$1 million less (or about one year's operating costs) than this all-new \$6 million building, and had the disadvantage of disruption to ongoing operations in the process. However, the total costs of all-new airports cannot be judged so easily. Lubbock's total investment to date has been over \$26 million (including almost \$6 million from the FAA in such ancillary facilities as runways, highways, utilities, a rescue station, control tower and hangars), and another \$10 for such construction is still pending. Only great civic optimism and the reassurance that the facility can greatly expand for the future (on a 2,500-acre site) would make such expenditure seem reasonable. Cities with slower growth and limited available land would find such an investment more difficult to justify.

Designed by joint venture architects Hellmuth, Obata & Kassabaum/Whittaker & Hall, Lubbock shares a number of apparent similarities to HOK's work at Dallas-Fort Worth, including the warm-colored precast concrete construction and the design of the vertical precast apron lights. It also exemplifies the newly-possible prominence of areas for passengers cleared by security checks, as the major portion of what would have been—before such times—public areas is devoted to what is now a large, two-story hold room (compare to Toledo, page 137).

LUBBOCK REGIONAL AIRPORT TERMINAL, Lubbock, Texas. Owner: *City of Lubbock*. Architects and engineers: *Hellmuth, Obata & Kassabaum/Whittaker & Hall*-principal-in-charge of design: *Gyo Obata (HOK)*; principal-in-charge: *Herbert Koopman (HOK)*; project designer: *James Henrekin*; principal-in-charge: *Joseph Hall (W & H)*; project architect: *Yancey Jones*. Interior designer: *InterArc*. General contractor: *Page & Wirtz Construction Co.*



The first increment of the new building
 is on three levels, with all passenger
 activity on the second—reached by
 covered ramps from the entry drive. A
 relatively-narrow public concourse,
 where ticketing and baggage claims
 occupy opposite ends, is separated
 from a large two-story-high concourse
 for "secured" passengers (photo, op-
 posite page) where banners provide
 destination and gate information. Two-
 story-high glazed walls provide a view
 of the field for passengers and from
 mezzanines and meeting rooms on the
 mezzanine above. The arrangement of
 the concourse allows passengers to pass
 directly to and from planes with mini-
 mum confusion and level changes.
 Flight operations are contained on the
 ground level.



Kiku Obata





NEW AIRPORT: LINCOLN, NEBRASKA

Two-thirds of the size and capacity of Lubbock (preceding two pages), Lincoln's new terminal designed by architects Davis, Clark and Associates provides four gates and 100,000 square feet of facilities. Like the previous project, it is planned for growth: estimates indicate that up to one million passengers per year by 1980 may pass into and out of Lincoln. When demand indicates, a duplicate of the existing facility, with a mirror-image plan, will be built on the opposite side of an intermediate parking field. The two buildings will be connected by elevated glazed bridges, and the determination in these proposals is indicated by the current presence of the projecting, funnel-like bridge supports (photo, top).

As is typical in the smaller airports shown here, Lincoln has a second-level concourse, which provides direct building-plane access, and the remainder of passenger-related functions such as ticketing and baggage claims are in a ground-level lobby. Here, walking distances for ticketed passengers, or those without luggage, is reduced between concourse and automobile entrances by bringing the central escalator forward toward the drive to bypass the lower level altogether. A direct expression of this function is the sloping roof over the lobby which rises with the path of travel. The \$3.8 million terminal is constructed of a steel frame spanned by precast concrete T sections, and is clad in weathering steel and brick. The sloping roof rises above the second-level to provide clear story lighting for the lobby.

LINCOLN MUNICIPAL AIRPORT TERMINAL
Owner: *Lincoln Airport Authority*. Architects: *Davis, Clark and Associates*. General contractor: *Cook Construction Co. of Lincoln, Nebraska*.



Joel Stra...



Load-bearing brick walls offer economic and esthetic benefits




Almost as a matter of course, the architect and structural engineer for Halbouty Center—a three-story suburban office building in Houston—presumed that the structure would be steel columns with rolled beams spanning between columns, and open-web bar joists spanning between beams. But when the architect decided to consider brick finishes for both the inside and the outside faces of the exterior walls, a different, cost-saving approach was possible. Two wythes of brick would, the designers believed, provide sufficient resistance to carry gravity loads and wind loads without the need for columns and spandrel beams in the exterior walls. So a preliminary design of the structure was prepared using load-bearing


brick masonry exterior walls and core walls supporting steel bar joists directly. Pricing by the contractor—who was a member of the design team from the start—showed that this design could be achieved for approximately \$23 per sq ft. This was well below the owner's initial budget of \$27 which he felt would allow somewhat nicer finishes and features than are found in the typical suburban office building. Even at the low \$23 figure, the architect was even able to provide such amenities as two atria—one on either side of the core.

The load-bearing walls consist of two wythes of modular brick plus a grout core with a nominal amount of horizontal and vertical reinforcing. Wind forces on the building are

carried to the foundation through the brick walls acting as shear walls. The south wall of the building is somewhat thicker than the others in order to provide for recessing of the windows as a protection against direct sunlight.

The masonry walls were designed to span as reinforced brick beams across window openings. Openings in the core walls and in the walls around the two atria were also designed to be spanned by reinforced brick beams. Interior columns around the atria and two interior columns in line with the core walls at the west end of the building were designed as reinforced brick columns, constructed with one wythe of brick around the column exte-





rior, and with a core of concrete and reinforcing steel.

In order to provide maximum resistance to lateral wind forces and to provide maximum rigidity in the whole building, which rests on a layer of clay soil with some potential for expansion, the architect and engineer decided not to provide any expansion joints in the load-bearing masonry walls. Short, vertical expansion joints were used, however, in the para-

pet—stopping short of the roof line.

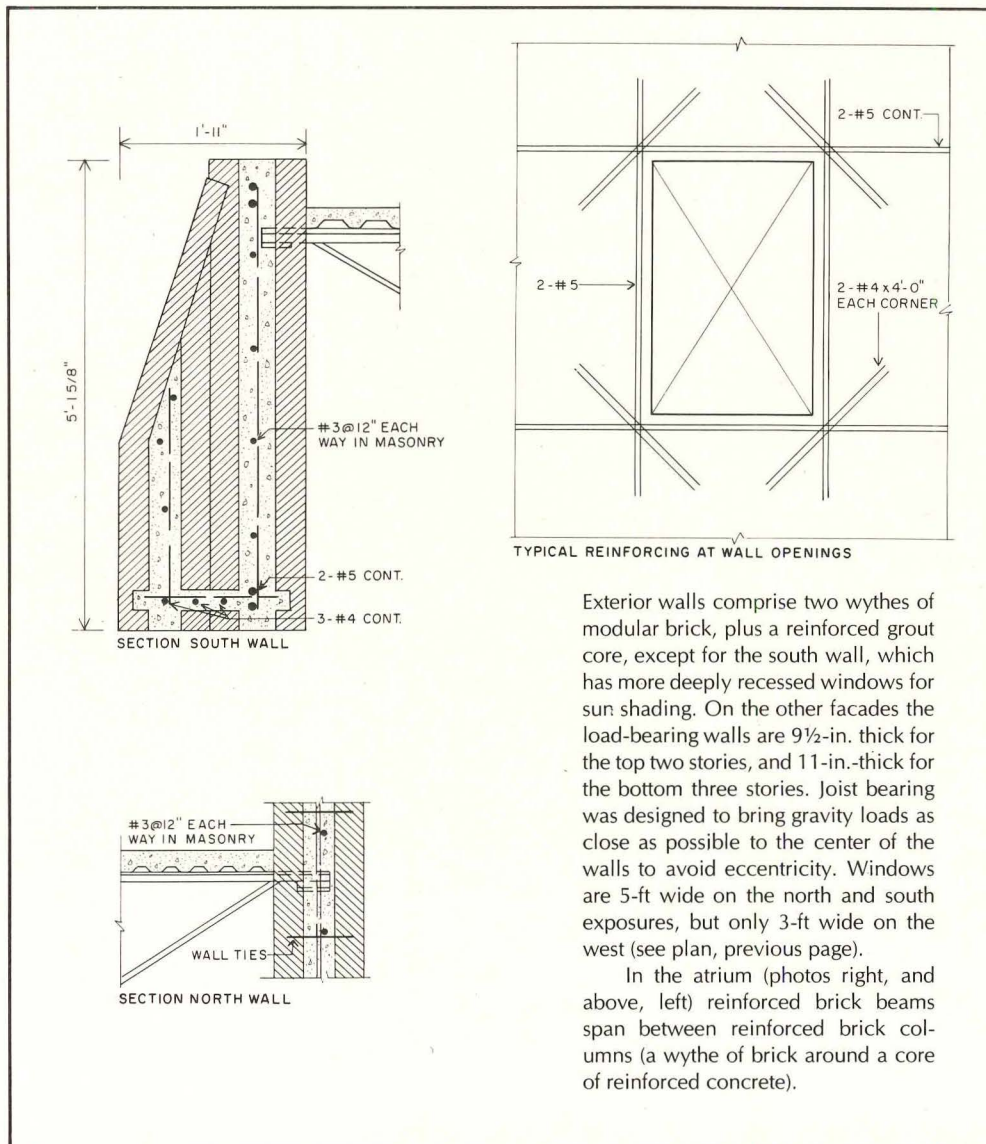
Probably the most difficult aspect of the structural design was containment of the differential strains anticipated from: 1) expansion of the brick as it absorbs moisture, 2) shrinkage of the grout core as it cures, and 3) temperature expansion and contraction of the walls of the building. The engineer decided to contain these strains, insofar as possible, by providing continuous bands of reinforcing steel around the entire perimeter of the building in every floor at the heads and sills of the windows. This horizontal reinforcement is, in fact, the top and bottom reinforcement of the reinforced brick spandrel beams, which were simply made continuous around the entire building. In addition to this horizontal reinforcement, special vertical reinforcement was provided at the jambs of the windows, and diagonal reinforcement at the corners of the windows. This solution has apparently been successful because no cracking has been observed in the walls over the three years since the building has been completed.

Quality control of the structure during construction was ensured by providing for full-time inspection of workmanship, and by laboratory tests on all the materials used in construction. The individual bricks were required to have a compressive strength of 8,000 lbs per sq in., which was not restrictive from the standpoints of colors and textures. Mortar was stand-

PL and grout and concrete had a specific compressive strength of 3,000 lbs per sq in. The brick laid in mortar was assumed to have an ultimate compressive strength of 2,400 lbs per sq in., and this was verified by having workmen on the job build 8- by 8- by 16- inch specimens of brick that were tested in compression.


Because this was the first experience the design team had with exposed brick on the structure, and because of the benefits of reinforced brick beams, they decided to test the bond strength of the soffit brick. Ten specimen beams were prepared in the same fashion as the beams in the building, and were supported at the two ends. A hole was then drilled in one of the soffit bricks of each beam, and a steel reinforcing rod inserted in the hole and cemented with epoxy cement. After the beam had cured, a tensile force was applied to the rod in an effort to pull the soffit brick away from the main body of the beam. In one of the ten beams, the steel rod pulled out of the epoxy cement without damaging the brick. In the other beam, the bottom half of the soffit brick fractured when the tensile force was increased to 3,400 lbs, leaving half of the brick still bonded to the upper portion of the beam.

HALBOUTY CENTER, Houston, Texas. Owner: Gerald D. Hines Interests. Architects: Neuhaus Taylor. Engineers: Krahl & Gaddy (structural); Chas. A. Ault & Brady (mechanical). General contractor: Halvey Construction Company.



Exterior walls comprise two wythes of modular brick, plus a reinforced grout core, except for the south wall, which has more deeply recessed windows for sun shading. On the other facades the load-bearing walls are 9 1/2-in. thick for the top two stories, and 11-in.-thick for the bottom three stories. Joist bearing was designed to bring gravity loads as close as possible to the center of the walls to avoid eccentricity. Windows are 5-ft wide on the north and south exposures, but only 3-ft wide on the west (see plan, previous page).

In the atrium (photos right, and above, left) reinforced brick beams span between reinforced brick columns (a wythe of brick around a core of reinforced concrete).



The ASHRAE Energy Standard for New Buildings: A Digest

PART TWO

This is the concluding part of the digest, prepared by consulting engineer William Tao of St. Louis. The first part, which appeared in the July issue, covered the building envelope, hvac systems and equipment, service water heating, and electrical distribution systems. This part includes a table of envelope thermal factors for buildings in major U.S. cities based upon requirements of the standard, and calculated by William Tao. It also includes a condensation of the standard's sections on lighting, alternate energy calculation procedures, and requirements for buildings using non-depletable sources of energy (solar, geothermal, wind, etc.).

LIGHTING POWER BUDGET DETERMINATION PROCEDURE

General—Power budget procedure is not a design procedure. Its purpose is solely for determining the maximum power limit for the lighting. The designer should strive to develop the actual lighting system to provide an effective and pleasing visual environment and is encouraged to use less power than the limit allows.

Reference—The 5th Edition of Illuminating Engineering Society Lighting Handbook (IES/HB) is used as the source for technical information and calculation procedures.

Budget For Building Interiors—shall be calculated from the criteria given in Table 1.

ILLUMINATION (E)	
1	FOR TASK AREA (E_{TA}) From IES/HB Fig. 9-90
2	FOR GENERAL AREA (E_{GA}) $1/3 E_{TA}, < 20 \text{ FC}$
3	FOR NON-CRITICAL AREA (E_{NCA}) $1/9 E_{TA}, < 10 \text{ FC}$
DETERMINATION OF AREAS	
4	Task Area (TA) Actual or 50 SF/Sta.
5	Non-Task Area (NTA) Room Area - TA
6	General Area (GA) up to TA
7	Non-Critical Area (NCA) NTA - GA
MINIMUM LAMP EFFICACIES	
8	Moderate Color Rendition 55 Lm/W
9	Good Color Rendition Required 40 Lm/W
10	High Color Rendition Required 25 Lm/W
11	Space Smaller Than 50 SF 25 Lm/W
12	Where the use of HID Lamps < 250W or Fluorescent Lamps < 40W is appropriate. 25 Lm/W
MINIMUM COEF. OF UTILIZATION (CU @ RCR = 1)	
13	Task subject to Veiling Reflection 0.55
14	Task not subject to Veiling Reflection 0.63
15	Without specific Tasks 0.70
MINIMUM REFLECTANCES & LIGHT LOSS FACTOR	
16	Ceiling Cavity Reflectance 0.80
17	Wall Reflectance 0.50
18	Floor Cavity Reflectance 0.20
19	Light Loss Factor (LLF) 0.70

Party Atmosphere—Expected values of reflectances and light loss factors shall be used in power budget calculations for spaces where they are impractical to control.

Building Areas Exempted—The following building areas are exempted from the power determination procedures:

- Residences and apartments other than kitchens, bathrooms, laundry areas, and public spaces.
- Residential type spaces in institutions (hospitals, hotels, churches, museums, etc.).
- Theater auditoriums, entertainment, audio-visual presentation spaces.

Lamps and Luminaires Exempted

- For medical and dental purposes
- For highlighting applications, exhibits, displays
- Special applications—color matching, electrical interference, etc.

Budget For Building Exteriors—shall be based on the following:

- Overhead lighting—use same procedure as interior lighting
- Floodlighting—use beam lumen method and 0.75 as coefficient of beam utilization (CBU)
- Facade lighting not to exceed 2 per cent of interior power budget.

Lighting Design and Controls

- Design—consider non-uniform lighting pattern related to task locations, select luminaires with proper distribution pattern, better light-loss factor based on carefully evaluated cleaning and relamping schedule.
- Controls—capable to reduce illumination by at least one-half when task is not being performed in any task areas greater than 100 sq ft; light in any space must be turned off when not in use or when daylight is adequate.

Guidelines and Forms—are provided to assist the designers to reduce the effort for determining the power budget of a building.

- Part 1 Building interiors or exteriors—lumen method procedure
- Part 2 Special task lighting—point calculation procedure
- Part 3 Building floodlighting—beam-lumen method procedure
- Part 4 Summary.

Simplified Procedures

- Spaces with similar size and requirement—only need to be calculated once.
- Spaces smaller than 150 sq ft may be consolidated into one equivalent large space having equal illumination requirements (using room cavity ratio (RCR) of a square space equivalent to the average space size).
- Spaces without specific visual tasks—may be consolidated into one

large space using RCR=1, 55Lm/W and 10 FC (or use 0.5W/ft² as power density)

d) Spaces with more than two tasks—may be combined into two equivalent tasks weighted average illumination.

Power Calculations—for the spaces shall be calculated from the following formula:

$$W = \frac{A \times FC}{CU \times LE \times LLF}$$

- where W = Lighting power for the space, watts
- A = Size of task area, general area, etc., sq ft
- FC = Illumination level (E), footcandles
- CU = Coefficient of utilization
- LE = Lamp efficacy, lumens/watt
- LLF = Light loss factor; use 0.70 unless otherwise justified

10. ENERGY REQUIREMENTS FOR BUILDING DESIGN ON SYSTEMS ANALYSIS

Scope—This section is included to provide an opportunity to deviate from the specific standard design criteria of Sections 4 through 9 by demonstrating that such deviations will result in annual energy consumption equal to or less than that resulting from compliance with these criteria. If any proposed alternate design deviates from the specified criteria of Sections 4 through 9, the annual energy consumption of the proposed design shall be compared with the "standard design" using the same heating and cooling energy sources.

Energy Analysis—Annual energy consumed by standard and alternate systems shall be based on same building area and environmental requirements, and shall be of sufficient detail to permit the evaluation of the effect of system design, climate factors, operational characteristics, and mechanical equipment. The calculation shall be based on ASHRAE recommended techniques and procedures for 8,760 hours of operation of the building and its service systems. Detached residential buildings and light commercial structures having the indoor tem-

perature controlled from a single point may use simplified energy analysis procedure, such as bin or degree-day methods.

Documentation—Analysis and report shall be made by a registered professional engineer and shall provide sufficient technical detail to verify that the alternate system will result in equal or less annual energy consumption.

11. REQUIREMENTS FOR BUILDINGS UTILIZING SOLAR, GEOTHERMAL, WIND OR OTHER NON-DEPLETING ENERGY SOURCES

General—Non-depletable energy (including nocturnal cooling) supplied to the building shall be excluded from the total energy chargeable to the proposed alternative design.

Solar Energy—To qualify for energy exclusion, solar energy must be derived from a specific collection, storage, and distribution system passing through windows when the windows are: 1) provided with operable insulating shutters or other devices to limit the maximum values of gross wall (see Table A), and 2) shaded or otherwise protected from direct solar radiation during cooling periods.

Documentation—The energy savings derived from non-depletable sources and nocturnal cooling, supported by documentation prepared by a registered professional engineer, shall be separately identified from the over-all building energy consumption.

Exceptions—Proposed alternative design for residential and light commercial structures (less than 20,000 sq ft) that derive a significant portion (greater than 30 per cent) of their total annual energy consumption from non-depletable sources shall be exempt from the requirements of a full-year energy system analysis. For other structures that derive over 50 per cent of their "annual thermal" requirements (heating, cooling, service water heating) or over 30 per cent of their "annual total" energy requirement from non-depletable sources shall be exempt from comparing the proposed alternative design to a standard design.

MAXIMUM U _o AND OTTV FOR MAJOR U.S. AND CANADIAN CITIES (*Data from Airport Station)									
CITY & STATE	CLIMATIC DATA *		MAXIMUM U _o (Btu/h-ft ² -F)						MAXIMUM OTTV (Btu/h-ft ²)
	Annual Heating Degree Days	Latitude (Degree North)	Gross Wall						
			Over 3 Stories	3 Stories & Under	1-2 Family Dwelling	Floor Over Unheated Space	Roof & Ceiling		
Anchorage, AK	10,900	61.2	.28	.20	.16	.08	.060	39.4	
Atlanta, GA	3,000	33.7	.41	.33	.27	.19	.100	31.7	
Birmingham, AL	2,600	33.5	.42	.34	.27	.21	.100	31.7	
Bismarck, ND	8,900	46.8	.28	.22	.18	.08	.060	35.4	
Boise, ID	5,800	43.5	.34	.28	.22	.08	.077	34.5	
Boston, MA	5,600	42.3	.34	.28	.23	.08	.079	34.2	
Burlington, VT	8,300	44.5	.28	.23	.19	.08	.060	34.8	
Charleston, SC	2,000	32.8	.43	.35	.28	.26	.100	31.5	
Chicago, IL	6,600	42.0	.31	.27	.21	.08	.071	34.1	
Dallas, TX	2,400	32.5	.42	.35	.27	.23	.100	31.4	
Denver, CO	6,300	39.8	.32	.27	.21	.08	.073	33.5	
Des Moines, IA	6,600	41.5	.31	.27	.21	.08	.071	33.9	
Detroit, MI	6,200	42.3	.33	.27	.22	.08	.074	34.1	
El Paso, TX	2,700	31.8	.41	.34	.27	.21	.100	31.2	
Fairbanks, AK	14,300	64.8	.28	.20	.16	.08	.060	40.5	
Great Falls, MT	7,800	47.5	.29	.24	.19	.08	.061	35.6	
Honolulu, HI	0	21.3	.48	.39	.31	.40	.100	28.3	
Houston, TX	1,400	29.7	.45	.36	.29	.30	.100	30.6	
Indianapolis, IN	5,700	39.4	.34	.28	.22	.08	.078	35.3	
Jacksonville, FL	1,200	30.5	.45	.37	.29	.31	.100	30.9	
Lincoln, NE	5,900	40.8	.33	.28	.22	.08	.077	35.7	
Los Angeles, CA	2,100	34.0	.43	.35	.28	.25	.100	31.3	
Memphis, TN	3,200	35.0	.40	.33	.26	.17	.098	32.1	
Miami, FL	200	25.8	.48	.39	.30	.38	.100	29.5	
Milwaukee, WI	7,600	43.0	.29	.25	.20	.08	.063	34.4	
Minneapolis, MN	8,400	44.8	.28	.23	.18	.08	.060	34.9	
Montreal, Quebec	8,200	45.5	.28	.23	.19	.08	.060	35.0	
New Orleans, LA	1,400	30.0	.45	.36	.29	.30	.100	30.7	
New York, NY	5,200	40.7	.35	.29	.23	.08	.082	33.7	
Oklahoma City, OK	3,700	35.3	.39	.32	.25	.14	.094	32.2	
Philadelphia, PA	5,100	39.8	.35	.29	.23	.08	.083	33.5	
Phoenix, AZ	1,800	33.5	.44	.36	.28	.27	.100	31.7	
Portland, ME	7,500	43.7	.29	.25	.20	.08	.064	34.5	
Richmond, VA	3,900	37.5	.39	.32	.25	.12	.093	32.8	
Salt Lake City, UT	6,100	40.8	.33	.28	.22	.08	.075	33.7	
San Francisco, CA	3,000	37.7	.41	.33	.27	.19	.100	30.7	
Seattle, WA	4,400	43.5	.37	.31	.24	.09	.088	34.5	
Sheridan, WY	7,700	44.8	.29	.24	.20	.08	.062	34.9	
Sioux Falls, SD	7,800	43.7	.29	.24	.19	.08	.061	34.5	
St. Louis, MO	4,900	38.8	.36	.30	.24	.08	.084	33.1	
Tampa, FL	700	28.0	.47	.38	.30	.35	.100	30.1	
Toronto, Ontario	6,800	43.7	.31	.26	.21	.08	.069	34.5	
Vancouver, B.C.	5,500	49.2	.34	.29	.23	.08	.080	37.7	
Wichita, KS	4,600	37.7	.37	.30	.24	.08	.087	35.2	

$$U_o = \frac{U_{wall}A_{wall} + U_{window}A_{window} + U_{door}A_{door}}{A_o}$$

where

- U_o = the average thermal transmittance of the gross wall area. Btu/h • ft² • F
- A_w = the gross area of exterior walls, ft²

$$OTTV = \frac{(U_w \times A_w \times TD_{Eq}) + (A_f \times SF \times SC) + (U_f \times A_f \times T)}{A_o}$$

OTTV = over-all thermal transfer value where

- U_w = the thermal transmittance of all elements of the opaque wall area Btu/h • ft² • F
- A_w = opaque wall area, ft²
- U_f = the thermal transmittance of the fenestration area Btu/h • ft² • F
- A_f = fenestration area, ft²
- TD_{Eq} = a temperature value varying from 23 F to 44 F depending upon the mass of the construction

SC = shading coefficient of the fenestration

T = temperature difference between exterior and interior design conditions

SF = solar factor value given in Btu/h • ft²

A_o = gross area of exterior walls, ft²

For more information, circle item numbers on Service Inquiry Card, pages 205-206.

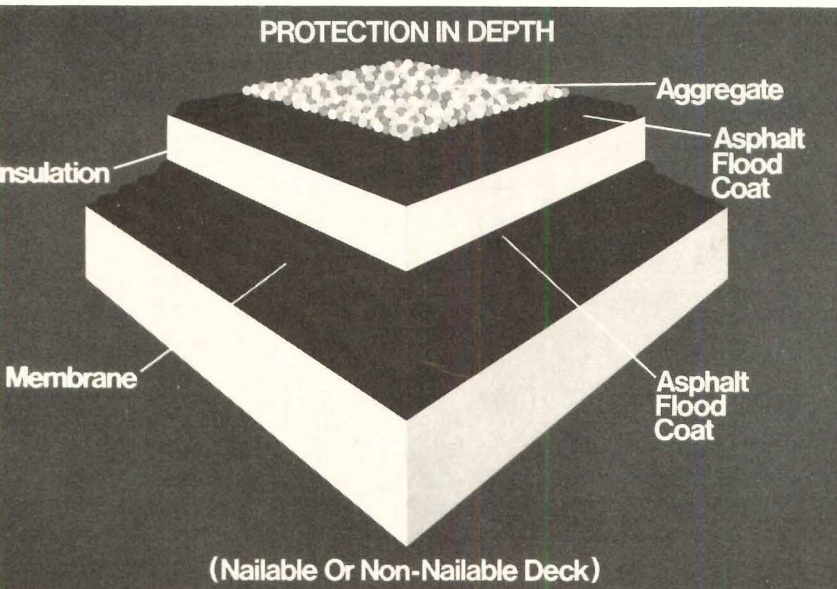



Prewired panels carry power, communications

"ERA-1" is a panel system prewired for power to supply individual work stations with electricity. Raceways built into the base of the panels are connected with each other by power connectors that snap into place. Each panel offers four outlets. The system connects to existing fixed wiring via telescoping aluminum raceways to the plenum, or simple base feed connections

to wiring in any lay-in floor grid system, peripheral walls or building columns. These wired steel panels integrate with the company's *UniGroup* office interiors system. ERA-1 panels come straight or curved, in 1-, 2-, 3-, 4- and 5-ft widths, in heights from 42 to 80 in. Various finishes are offered. ■ Haworth, Inc., Holland, Mich.

Circle 300 on inquiry card



Inverted" roofing places membrane underneath urethane insulation

Key component of this "inverted" roofing system for commercial applications is "Temp-a-Guard," a glass reinforced urethane core roofing insulation that affords dimensional stability. A major advantage of Temp-a-Guard in combination with traditional application methods is the protection for the roofing membrane. The

insulation boards placed above the membrane protect it against rapid temperature changes, extreme climatic conditions, abrasion, blistering and accidental puncture. When applied to steel decks with an underlayment of ½-in.-thick fire-rated Type-X gypsum board, the system qualifies for an FM class I-90 fire rating with 90-lb

wind uplift resistance as well as UL Construction No. 99. Inverted roofing specifications for wood, concrete and steel decks are described in a 20-page manual. The system is especially recommended for reroofing applications. ■ The Celotex Corp., Tampa, Fla.

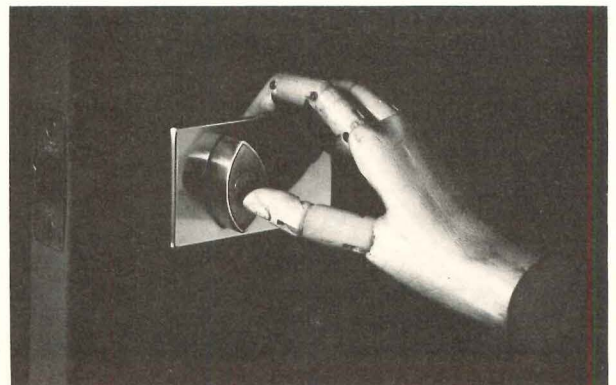
Circle 302 on inquiry card
more products on page 152

Pushbutton lockset operates like car door

The "Webster" lockset action is similar to that of a car door, and the push-button is said to be easily operated. The latch and handle are die-cast zinc alloy; the latchbolt is high tensile brass; and the spring is stainless steel, with phosphor bronze bearing surfaces for the

internal moving parts. The satin chrome-plated finish on a plated base is said to withstand extreme atmospheres. Providing bolt-through assembly, the lockset is suitable for doors from 1¼ to 1¾ in. thick. ■ The Ironmonger, Chicago.

Circle 301 on inquiry card



Now, Computerized Building Automation at an Affordable Price.

In the past, when you suggested computerized automation for a client's building, you may have gotten responses like these: "Sounds great, but I can't afford all that. What do you think I am, a finance company? Tell it to the Pentagon." Today your answer can be forthright and simple:

Tell him Johnson Controls computerization, in new and existing buildings from 15,000 to 500,000 square feet, averaged *only 51¢ a square foot* last year.

Fifty-one cents! It comes to a lower total cost than he usually pays for exterior lighting, or landscaping, or carpeting the corridors.

Fifty-one cents — for the computer, the control center, and the building-wide multiplex wiring — out of an average building cost of \$20 to \$60 a square foot!

How the JC/80 Computer System Cuts First Costs

The JC/80 is the computer built for buildings only. It's not designed to reserve flights, or mail bills, or figure compound interest. Its sole purpose is to monitor and control building automation systems. The JC/80 system cuts first costs because the *same* computer, the *same* control center, the *same* multiplex wiring are used to monitor and control HVAC, humidification,



firesafety, security, communications, lighting and clock systems. What's more, with or without input/output devices, it can monitor and control three, four, five or more buildings *all* from a single location.

Even more impressive are the *ongoing* savings the JC/80 delivers year-in and year-out. In the average installation, the JC/80 pays for itself in less than three years!

How JC/80 Cuts Operating Costs


In heating and cooling costs alone, the JC/80 system can save 8¢ to 12¢ a square foot out of the estimated yearly heating/cooling cost of 36¢ a square foot.

By activating totally automated programs for enthalpy switchover, nite set-back, start/stop, supply air reset, chiller plant control and load shedding, in a 200,000 square foot building the JC/80 can save \$16,000 to \$24,000 a year!

What does JC/80 hold for you?

The Johnson Controls JC/80 lets you provide the ultimate in esoteric building control at the lowest available cost. Alternatively, it lets you start with the basic necessities and then "add on" automation systems in the next few years. Either way the JC/80 gives you a cost-saleable design. And Johnson Controls backs you up with one-source supply, one-source responsibility, and the expertise that has commissioned more than half the computerized automation systems in U.S. buildings.

Owners want what computerized building automation can do, and they're prepared to pay for it.



Especially when you give them the punch line: *51¢ a square foot*. For more information call your local Johnson Controls office. And send for Johnson Controls 12-page booklet, "JC/80 Computerized Building Automation." Write R.J. Caffrey, Vice President-Marketing, Systems & Services Division, Johnson Controls, Inc., Reference M-2, P.O. Box 423, Milwaukee, Wisconsin 53201.



JOHNSON CONTROLS

Prime source of problem-solving systems.

For more data, circle 73 on inquiry card

For more information, circle item numbers on Reader Service Inquiry Card, pages 205-206.

SET FIXTURES / The "All-a-Round" circular hanging rack is available in either manually-operated or motor driven models, both with a fixed rack 7-ft 4-in. in circumference. An illustrated brochure gives dimensions and design features for these space-saving units for residential installation. ■ All Enterprises, Petoskey, Mich.

Circle 400 on inquiry card

MANAGEMENT GUIDE / Five different plastic materials for sign construction, including the company's *Signglas* and *Tuffak*, have been rated as to weatherability, impact resistance, stiffness, thermoformability, thermal expansion and contraction, and paint adhesion. A 16-page booklet presents manufacturers' data. ■ Rohm and Haas Co., Philadelphia, Pa.

Circle 401 on inquiry card

STEEL GRATING/GRID PRODUCTS / Heavy-duty metal grating and grating installations are shown in an eight-page brochure. The material details capabilities for engineering, manufacturing, fabricating to exact dimensions, and jobsite delivery for a complete line of steel, aluminum and stainless steel products. ■ Keene Corp., Building Products Div., Santa Ana, Calif.

Circle 402 on inquiry card

GLASS DOORS / Full-color illustrations show many types of high-traffic doors, including impact-resistant strip and sliding units. An eight-page section brochure also shows controls and operators, and contains a doorway evaluation form. ■ W. B. Guire Co., Inc., Hudson, N.Y.

Circle 403 on inquiry card

MASONRY CLEANING / Heavy-duty cleaning of building exteriors, including brick, concrete, natural and reconstituted stone, is one of the services offered by the MAC maintenance system. Specialized treatments remove excess mortar, lime stains and efflorescence from new masonry surfaces. An illustrated kit lists details. ■ Sermac Surface Maintenance Systems, Downers Grove, Ill.

Circle 404 on inquiry card

CONCRETE ADMIXTURES / Three basic types of *Polylith* concrete additives are explained in a 12-page catalog. The compounds are intended to improve workability, increase concrete strength, and reduce setting time, etc. ■ Master Builders, Cleveland, Ohio.

Circle 405 on inquiry card

HEALTH CARE EQUIPMENT / A complete line of health care equipment and services is described in a 4-page buyer's guide. Among the 10 product categories covered are: sterilizing products and systems; water processing equipment; material handling systems and nursing care items. ■ AMSCO/Perian Sterilizer Co., Erie, Pa.

Circle 406 on inquiry card

HANDBALL/SQUASH COURTS / Proprietary specifications for the *Ballwall* wall and ceiling systems for handball, racquetball and squash courts are given in a four-page form. Included is a general description of the courts and their components; base, intermediate and final finishes are also detailed. ■ Minestone Corp., Detroit, Mich.

Circle 407 on inquiry card

POT WASHERS / A three-model line of institutional hot water pot washers meeting NSF standards is described in an illustrated brochure. ■ Metalwash Machinery Corp., Elizabeth, N.J.

Circle 408 on inquiry card

AIR CONDITIONING UNITS / Installed cost savings of 15 per cent or more are claimed for the *Season-maker* line of fan coil air conditioners, which can be stacked up to 40 units high on a single water riser. A six-page folder describes the units, all of which feature factory-installed thermostat and wiring. ■ McQuay Group, McQuay-Perfex Inc., Minneapolis, Minn.

Circle 409 on inquiry card

MOVABLE WALL SYSTEMS / Engineering and design features of the *Trackwall* acoustic movable wall systems are discussed in an eight-page brochure. Data on the walls' noise-reduction performance and ease of operation—even when installed 300 ft long by 43 ft high—is given, as well as solutions to multiple ceiling elevation problems. ■ Industrial Acoustics Co., Inc., Bronx, N.Y.

Circle 410 on inquiry card

PUBLIC SEATING / Basic data on neoprene cushioning foam and its performance in FM-conducted flammability tests are covered in an illustrated brochure on the synthetic rubber product's properties and applications. ■ E. I. Du Pont de Nemours & Co., New York City.

Circle 411 on inquiry card

STAINED GLASS RESTORATION / Deteriorating, drafty stained glass windows can be restored and protected—with no cutting down of original glass—using the methods outlined on this color brochure, according to the company. With the custom installation of *Thermo-Barrier* exterior sash and glazing, stained glass windows can have excellent thermal and acoustical properties. Vandalproof polycarbonate sheet can be used in these installations, according to the company. ■ DeVac, Inc., Minneapolis, Minn.

Circle 412 on inquiry card

FLOODLIGHTS / A full-color brochure describes the cylindrical styling and rated optical performance of *Vectorflood* high-efficiency architectural HID floodlights. Charts and graphs demonstrate how the lens and reflector produce highly accurate beam patterns using a variety of lamps. The unit is UL-listed and "suitable for wet locations." ■ Holophane Div., Johns-Manville, Denver, Colo.

Circle 413 on inquiry card

WATER COOLERS / A new color catalog features 13 water coolers for a variety of applications, including wheel chair units and explosion-proof models for hazardous locations. Data is also given on all the coolers in the manufacturers' line. ■ Sunroc Corp., Glen Riddle, Pa.

Circle 414 on inquiry card


PIPE RAILINGS / A non-welded pipe railing system with aluminum and stainless steel components is described in a 16-page catalog. Properly installed *Connectorail* barriers meet or exceed OSHA requirements; assembly is accomplished by concealed mechanical fasteners and structural adhesives. ■ Julius Blum & Co., Inc., Carlstadt, N.J.

Circle 415 on inquiry card

VIBRATION-DAMPING MAT / *Damp-R-Mat* is a lamination of polyurethane outer sheets and a laminated fiber glass core; integral suction cups help hold machines and equipment in place. A bulletin shows how the mats can eliminate up to 90 per cent of the vibration of office machines, computers, testing devices, etc., and deaden sound to help meet OSHA requirements. ■ Liasson International Inc., Springfield, Ohio.

Circle 416 on inquiry card

SPACESAVER INCREASES YOUR STORAGE & FILING CAPACITY BY 50% OR MORE!



- Spacesaver turns wasted aisles into usable space.
- Manual and electric systems. Adapts to any shelving or files, whether existing or new.

Typical Applications:

- Accounting Records
- Computer Tapes
- Medical Records
- X-Ray Files
- Parts Storage
- Engineering Drawings
- Vault Storage
- Museums
- Libraries

FREE Illustrated Brochure



See Spacesaver's catalog in Sweet's General Building File. Reference No. 10.20/SP


- I would like more information on the Spacesaver system.
- Have a Spacesaver distributor call.

Name _____
Company _____
Street _____
City _____
State _____ Zip _____

SPACESAVER CORPORATION
1450 JANESVILLE AVE
FORT ATKINSON, WIS 53538
414-563-6362 OR 608-868-7550

For more data, circle 74 on inquiry card


IRRIGATION SPRINKLER CONTROLLER / The



solid-state SSM controller for landscape irrigation installations comes with 10, 20, or 30 stations; 10-station modules can be added at will. Features include variable timing; alternate-day, repeat cycle and calendar programming; dry indexing mode; and automatic, semi-automatic or manual operations. Power requirements are 155 VAC at 60 Hz; other power inputs are available as options. ■ Weather-matic Div., Telsco Industries, Dallas, Tex.

Circle 303 on inquiry card

PLANTERS / "Drum" planters have recessed casters



for easier maintenance and mobility in turning and re-arranging plants. The one-piece tubs are molded of high impact ABS plastic; they come in 15 3/4-in. and 23 1/2-in. diameters, 14-in.-high, and are available in a choice of red, black, white or brown. ■ Architectural Supplements Inc., New York City.


Circle 304 on inquiry card

PENDANT LIGHTING / Heavy-gauge spun aluminum forms a 14-in.-dia



cylinder 13 1/4-in.-deep for this "Habitat" #37131 pendant lighting fixture. The matte white inner surface provides good reflectance for a 300-watt lamp. Outer finishes include polished chrome or brass; satin bronze; and white, black, or "wet" red. ■ Habitat Inc., New York City.

Circle 305 on inquiry card



COFFER CEILING / These molded mineral-fiber ceiling modules offer design flexibility for both interior and exterior commercial building applications. Versa-Tile ceilings are strong enough to support lighting fixtures, and readily incorporate air-handling and sprinkler systems. The lightweight units are available in standard or custom configurations of many different shapes, textures and colors; all are said to be flame- and moisture-resistant. ■ Holo-phane Div., Johns-Manville Sales Corp., Denver, Colo.

Circle 306 on inquiry card

more products on page 155

DOORWAY NOTES

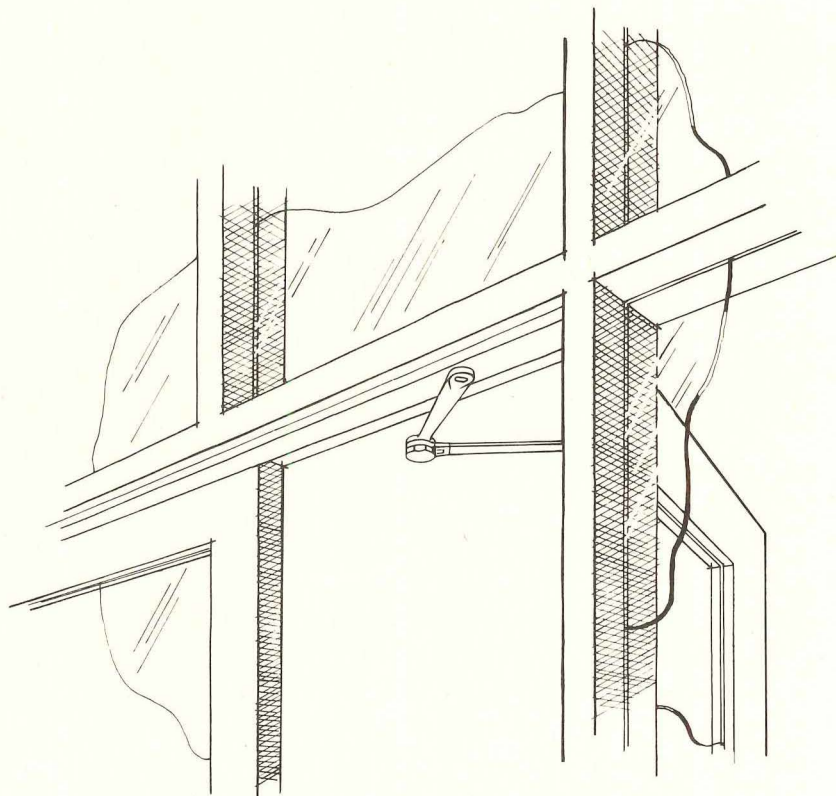
THE LCN 5030 SERIES CLOSER IS CONCEALED WITHIN THE HEADFRAME.

HYDRAULIC BACK-CHECK AND ADJUSTABLE TWO SPEED CLOSING PROVIDE POSITIVE CONTROL OF OPENING AND CLOSING SWINGS.

MECHANICAL ADVANTAGES OF DOUBLE LEVER ARM AND ADJUSTABLE SPRING POWER RECOMMEND THIS CLOSER WHERE HIGH WINDS OR INTERNAL PRESSURES ARE ANTICIPATED.

UNIQUE DESIGN INCORPORATES ALL CLOSER CONTROL CHARACTERISTICS, YET FITS INSIDE 1-3/4" x 4-1/2" TRANSOM BAR.

SEND FOR CATALOG. SWEET'S, SEC. 8.



LCN CLOSERS, Princeton, Illinois 6135



Alma introduces Ad-Infinity.

Designed for the climb to the top



The Receptionist requires just enough work surface and storage space to do an efficient day's job. And Ad-Infinity offers it. Handsomely.



The Secretary needs more work space, and plenty of storage space for files. So she gets a pleasant work station designed specifically for the job.



The Accounting Clerk, working with computer printouts and reams of materials, needs additional storage room. And panels to keep machine noise level down.



The Sales Manager requires extra storage space for department records, so a panel-mounted cabinet is added. And a visitor's chair for interviews.



The Executive Vice President, with lots of paperwork to do, needs an office with more work surface to do it on, and more room and more privacy to do it in.



The President deserves an office befitting his position. And Ad-Infinity gives him one that underlines his image as the man at the top of the corporate ladder.

Now, after years of research into the strengths and weaknesses of pioneer open office systems and the requirements of modern business, Alma presents Ad-Infinity. An illuminated open plan office system that lets you start with any budget, any space, and create an office that meets today's needs and tomorrow's requirements; an office that provides customized work space for every level of the corporate ladder.

Designed by ISD, engineered by Alma Desk, and shown for the first time at NEOCON '76, Ad-Infinity may be seen at our showrooms in Chicago, New York, and High Point. See it there. Or write for more information to Alma Desk Company, P.O. Box 2250, Dept. 41, High Point, N.C. 27261.

Then create the ultimate office with Ad-Infinity.

Showrooms: 280 Park Avenue, New York; 1140 Merchandise Mart Plaza, Chicago; Southern Furniture Exposition Building, High Point

alma
Alma Desk Corporation

ALUMINUM FLOORING / The "GymTech" flooring system combines a hard-wearing surface necessary for multi-purpose use (even roller skating) with a cushioned cellular foam underlayment to absorb shocks of sport activities. The floor itself is formed of 12-in.-sq 5/8-in.-

thick tiles of high-resin particle board, interlocked with a tongue-and-groove edge; no structural clips or fasteners are needed. "GymTech" floors can be installed over a variety of substrates. ■ ARCO Chemical Co., Philadelphia, Pa.

Circle 307 on inquiry card


VANDAL-RESISTANT FOUNTAIN / Designed to offer maximum protection against vandalism and abuse, "Model 35" pedestal drinking fountain is constructed of 10-gauge rolled steel finished in scratch-resistant green epoxy. The bubbler is shielded by 1/4-in. plate steel, and the push button

is concealed inside the sleeving. Access panel is protected with vandal-proof screws. The 36-in.-high fountain is suitable for playgrounds, parks, golf courses, and other areas of heavy use. ■ Western Drinking Fountains, Glen Riddle, Pa.

Circle 308 on inquiry card

COMPUTER ROOM AC / Glycol-cooled computer room air conditioners of from 3 to 15 nominal tons capacity, have been added to this manufacturer's line of air-, water-, and chilled-water units. The glycol-cooled system includes an in-room air conditioner, and a dry cooler on the roof. The face-sealed and tested refrigeration unit is a closed-system, with no restrictions on the length of pipings. Low ambient start and operation is possible down to -35°F. ■ The Trane Co., La Crosse, Wis.

Circle 309 on inquiry card



EMERGENCY LIGHTING / This battery-powered device converts a 4-, 6-, or 8-ft Slimline fluorescent in-stant fixture into a UL-listed emergency light. Easy-wired components are said to make installation as easy as ballast replacement; the nickel-cadmium battery-operated device fits into the fixture channel. ■ General Electric Co., Danville, Ill.

Circle 310 on inquiry card

more products on page 163

VICRTEX[®] vinyl wallcoverings VS. TIME

Only Vicrtex is guaranteed for a full 5 Years — that's 5 times longer than any other maker's guarantee!

The ravages of time show all too quickly on many competitor vinyl wallcoverings—stains, scuffs, mildew discoloration all limit the life of an installation.

One vinyl wallcovering is built to battle time—VICRTEX!

We Guarantee . . .

All Vicrtex materials, when adhered to a sound surface with the manufacturer's recommended procedures and adhesive, are guaranteed for a period of five years from the date of sale against manufacturing defects only.

Said materials are further guaranteed against permanent surface staining attributable to mildew and/or bleed-through of foreign impurities embedded in the backing as well as separation of the vinyl from its backing.

If defects are claimed during this period, and proper documentation is presented to the manufacturer with regard to date of sale plus adhesive used and surface applied to, the manufacturer will replace the vinyl and assume installation costs.

The foregoing Guarantee is in lieu of all other Guarantees or Warranties, express or implied, written or oral.

COMPARE GUARANTEES: We'll replace our product and re-install it (replacement labor is generally twice material cost) if Vicrtex should ever prove defective. *We're that sure*—it never will!

And: 70 original patterns, deep textures, thousands of colors provide a boundless design palette for any interior scheme.

Specify today for lasting beauty tomorrow. Get all the facts in the Vicrtex guide, "Vinyl Wallcoverings—Questions & Answers." Write or phone for your copy, today!

L.E. CARPENTER


AND COMPANY

170 North Main Street, Wharton, New Jersey 07885
(201) 366-2020



A DAYCO
COMPANY



NYC: (212) 355-3080



DISTRIBUTED BY:

VICRTEX SALES DIVISION, New York, Atlanta, Chicago, Dallas, Los Angeles, San Francisco, Boston, Minneapolis, Toronto, Montreal / **HOWELLS, INC.**, Salt Lake City / **PAUL RASMUSSEN, INC.**, Honolulu.

Save time and money with this J-M exclusive... a lightweight, durable, long-span masonry wall system that's easy to install.



J-M is in the masonry wall business. In a very beautiful and practical way. With J-M Corspan®... an exclusive thru-wall system that combines design freedom and long life with ease of installation.

That gives the desirable and massive look of masonry without the massive weight.

J-M Corspan is an extruded masonry panel manufactured in a wide variety of configurations, textures and colors.


It can be used as a complete wall for an entire structure of any size or height.

It offers great strength without great weight. Ease of handling. Carefree beauty. Versatility of shape and texture.


Corspan can be installed quickly and easily to steel or concrete framing using positive mechanical attachments. It can be used for unsupported vertical spans up to 20'.

It can be installed from the floor of the structure without the need and expense of scaffolding.

And Corspan's unique features have inspired its use in many ways impossible with conventional masonry materials.



Find out more about Corspan. Write for brochures BSD-2A, BSD-5A and BSD-6A giving descriptive information, test data, and installation details, to Johns-Manville, Greenwood Plaza, Denver, Colorado 80217. Or call Dave Lucy, 303/770-1000.



**We've got
better building system**



Johns-Manville

For more data, circle 77 on inquiry card

Why steel is the material others are compared to!

When toilet partition materials are talked about, comparisons are inevitably made to steel . . . comparisons in performance, availability, design, colors and price.

Why? Because steel partitions have proven their value over decades of use . . . in all types of structures with a wide range of problems. Problems that include design criteria for traffic, resistance to vandals, fire, humidity, stains, scratches and effects of intensive rest room cleaning procedures. Bridgecore insulation in panels, pilasters and doors provide low sound transmission.

STEEL IS STRONG! Steel pilasters, panels and doors provide support strength and rigidity unmatched by other materials. Steel will not warp or burn . . . steel "Stands Up".

STEEL IS VERSATILE . . . in design and colors, and — it's available in finishes to meet your specific needs; baked acrylic finish that resists cigarette

burns, stains, common acids and caustics, while meeting rigid budget requirements. Porcelain on steel for ultimate corrosion resistance . . . glass hard surface fused to steel and stainless steel trim, add up to ultimate resistance to acids, scratches, stains and effects of heavy use. 302 Stainless Steel . . . jewel-like in appearance with lifetimes of strength and beauty. And for the "luxury look", vinyl bonded to steel to provide texture and color.

STYLES? Only steel can offer *all* styles: Wall supported partitions to provide easy cleaning and greater design flexibility. Head-rail and floor supported "Academy" for new or old buildings, ceiling-hung "Century" for clear floor areas and "Normandie" floor supported units.

VERY IMPORTANT! Consider the construction and hardware. Sanymetal hinges are smooth, flush, integral to the pilasters and doors . . . no exposed bolts or screws — easy cleaning, strong and proven through *millions* of swings. Concealed latches are recessed, pilaster bases are extra strong with one piece stainless steel shoes, corners are welded for strength and smoothness.

These are just some of the reasons steel is a "standard" for comparison . . . it's the "standard" too, for *value* . . . in-place cost versus in-place performance.




For functional and design disciplines that do not require all the attributes of steel . . . consider Sanyplastic (high-pressure laminate) or Sanymetal Mela-Mate — the new, fast-cycle melamine surface in wood grains and contemporary colors.



Sanymetals

THE *Sanymetal* PRODUCTS COMPANY, INC

1701 URBANA ROAD, CLEVELAND, OHIO 44112



Announcing Grinnell's new Quick Response Actuator.



It speeds sprinkler reaction time up to 75%.

Our new Quick Response Actuator, in combination with our Duraspeed Sprinkler, controls and puts out fires faster.

There's less chance of fatalities, less chance of injuries, less property loss.

The Quick Response Actuator offers excellent life-safety benefits in nursing homes, hospitals, hotels, condominiums, apartments and similar buildings where it may be difficult to evacuate occupants.

It also offers superior protection for high-value equipment and inventories wherever flammable materials present the potential for flash fires.

Under typical approval test conditions, a sprinkler with the new Quick Response Actuator activated in just 30 seconds compared to 115 seconds for a standard sprinkler without it.

The UL-listed actuator installs easily onto our new Horizontal Sidewall Extended Coverage Sprinkler (which gives you twice as much coverage as a standard sprinkler) and our Pendent and Sidewall Sprinklers.

You can order the unit as original equipment or it can be retrofitted into existing Duraspeed installations.

For information contact your nearest Grinnell representative listed in the Yellow Pages. Or write: Grinnell Fire Protection Systems Company, Inc., 10 Dorrance Street, Providence, Rhode Island 02903.

New Quick Response Actuator installs on these Grinnell Duraspeed models:



Pendent Sprinkler



Sidewall Extended Coverage Sprinkler



Standard Horizontal Sidewall Sprinkler




GRINNELL

Grinnell Fire Protection Systems Company, Inc.
Protecting Life and Property Since 1850.

For more data, circle 79 on inquiry card

THE BIG SWITCH BY EXECUTONE



OUR NEW D-1000 PHONE SYSTEM IS BIG IN CALL-HANDLING CAPACITY, YET REMARKABLY SMALL IN SIZE.

Now there's an electronic PABX that puts the emphasis where your clients need it: on delivering the highest possible level of usable telephone capability.

It's Executone's new D-1000.
The Big Switch.

TRAFFIC-ABILITY: THE BIG DIFFERENCE

The D-1000 is actually a whole family of TDM (Time Division Multiplex) switches that handle anywhere from 40 to over 800 lines. By providing 140 time slots, The Big Switch delivers exceptional traffic capability. In many cases, the highest in the industry.

Yet for all this "traffic-ability," The Big Switch is remarkably small. The 500-line switch, for example, occupies a mere 4-1/2 square feet of floor space.

SIMPLICITY: THAT'S A SWITCH

The D-1000 is exceptionally easy to use. Its outstanding array of features are accessed by pushing a single button or dialing a single digit. No complex operations, no codes to remember. Because all the time-saving convenience features in the world won't help if people steer clear of them after cut-over day.

You get the D-1000's unmatched ease of operation and efficiency with any standard two-wire phone. And Executone has designed a special D-1000 phone to help users take even greater advantage of the system's unique capabilities.

Likewise, the D-1000 offers the most compact and easy-to-use attendant console

ever offered in a PABX. Easy-to-read LED displays give the attendant optimum information to handle a high volume of calls quickly and accurately.

FEATURES: THE BIG BENEFITS

The D-1000 offers all the features you'd expect in a stored program electronic switch.

For example: Call Forwarding; Flexible Conferencing for up to 10 parties both inside and outside; Call Pick-Up; and probably the most appreciated anti-frustration feature of all, Automatic Call Back.

Plus additional features you might not expect. Such as fast, convenient Hands-Free Operation. And Locate/Meet-Me, a feature that solves the number one communications problem: "You can't talk with them until you find them."

THE BIG QUESTION

What about service?

Ask any of the more than 200 users who have already switched to The Big Switch.

They know they can count on Executone's nationwide network of local service organizations to provide prompt, efficient maintenance whenever it's needed.

Executone has been installing and servicing communications systems for more than 40 years — many of them in hospitals, where dependability can be a matter of life and death.

So don't make your big switch until you've checked into Executone's Big Switch. For more details — or a demonstration of the D-1000 System in action — just mail the attached reply card.

THE D-1000 TELEPHONE



THE D-1000 ATTENDANT CONSOLE



Executone

The world's most advanced business phone systems.
Dept. B-6, 29-10 Thomson Ave. Long Island City, N.Y. 11101

Create seemingly seamless buildings. That's the beauty of designing with Dow Corning® 790 building sealant.

Now you can design the buildings of your dreams, with fewer, narrower joints — for endless expanses of wall.

While most sealants are designed to accommodate joint movement of $\pm 12\frac{1}{2}\%$ to $\pm 25\%$, Dow Corning 790 sealant allows design freedom because of its $\pm 50\%$ movement capability without affecting adhesion or cohesion. Use 790 on $\pm 25\%$ joint designs, and rest easy. Its increased capabilities give you an extra margin of safety.

Buildings sealed with 790 remain weatherproof, watertight and maintenance free. For twenty years or more.

Application? Fast and easy. 790 is ready to use. Less material required, less time, labor and expense. No primer needed on most substrates, no job delays or costly callbacks. For design freedom, beauty and practicality, Dow Corning 790 sealant is a dream come true.

Start your dream today; write for more information to: Dow Corning, Dept. 6400A, Midland, Michigan 48640.



DOW CORNING



Add a little ACOUSTILEAD® here



And subtract a lot of noise there.

Acoustilead—1/64" thin sheet lead—is a proven material for subduing noise in offices, schools, hospitals and other buildings. Installed in the area between a hung ceiling and the slab above, Acoustilead stops noise from leaping over walls separating one room from another.

Acoustilead is effective because it is limp and dense and prevents noise from penetrating, which can happen with porous materials. And Acoustilead is easy to install in new buildings and when renovating older ones. No special skills or tools needed.

For a free booklet on Acoustilead for Plenum Barriers, or the name of an Acoustilead distributor near you, write: Sound Attenuation Department, Federated Metals Corporation, P.O. Box 2600, Somerville, N.J. 08876.

FEDERATED METALS

A subsidiary of **ASARCO**

For more data, circle 82 on inquiry card

HIGH-SECURITY MAILBOXES /



These heavy-duty horizontal boxes are designed to withstand rigorous abuse and break-ins. When the door is closed, the hinge is neither visible nor accessible; tensile steel latchpins within steel bushings secure top, bottom, and side of door to the box frame. Boxes are made in a single rigid row; compartment locks are non-corrosive five-pin tumber cylinder type, with 1000 key changes available. ■ American Device Mfg. Co., Steelevator, Ill.

Circle 311 on inquiry card


LIQUID SOAP DISPENSER /



The *Visionmaster* dispenser features a non-corroding internal positive displacement pump, said to prevent dripping and soap build-up. The transparent gray, impact-resistant *Lustran* reservoir holds one litre of liquid soap; prepackaged refill cartridges come in 1/2-litre sizes. The key-locking top is chrome-plated; the pump handle is aluminum. The unit carries a lifetime guarantee. ■ Steiner Co., Chicago, Ill.

Circle 312 on inquiry card

TRAY ASSEMBLY UNIT /



"Model TA-100" is intended for use in central kitchens of healthcare facilities. The mobile unit includes storage for trays, self-leveling adjustable dish dispensers, cutlery holders, glass and cup rack storage and a bread drawer. Assembly cart is constructed of stainless

steel to NSF standards. ■ Crimsco, Inc., Kansas City, Mo.

Circle 313 on inquiry card




SUN CONTROL FILMS / Two reversible sun control films have been added to the *Scotchint* line. These transparent aluminum vapor-coated films reduce through-glass ultraviolet light by as much as 87 per cent, and cut heat gain up to 72 per cent. The new reversible films, in smoke and bronze colors, do not take on a mirror-like interior image when lights are turned on at night. A blue tint has also been added to the standard *Scotchint* series. ■ 3M Co., St. Paul, Minn.

Circle 314 on inquiry card

more products on page 164

To us, this building is light con- struction.



Light is an architectural element. Just like stone, steel, concrete.

And like these elements, light can be subdued, controlled and designed to achieve fantastic lighting effects.

Our *Environ*® modular systems for custom lighting control are the brains behind some of the world's most beautiful architectural lighting. Silent, automatic, trouble-free, *Environ*® systems can save energy and add a whole new dimension to your building, inside and out.

Get all the details. Write or call our Architectural Sales Manager.


Strand Century Inc., 20 Bushes Lane, Elmwood Park, New Jersey 07407. Telephone (201) 791-7000.

STRAND CENTURY INC

A COMPANY WITHIN THE RANK ORGANISATION




For more data, circle 83 on inquiry card




AUTOMATIC WINDOW BLINDS / The aluminum slats of this electrically-operated window blind are 1-in. wide for minimal maintenance. The "mini-blinds" are said to conserve heating and cooling energy, and to produce a glare-free environment while preserving the view through the window. The blinds come in over 100 colors. ■ Acme-Artforge, Inc., Chicago, Ill.

Circle 315 on inquiry card



CONTRACT SEATING / New "Plus" chairs and sofas, designed by Friedrich Hill, feature upholstered curves and permanently sewn-on down cushions. Pieces are available in a choice of leather or velour. ■ Brayton International Inc., High Point, N.C.

Circle 316 on inquiry card



ELECTRIC DOOR CLOSER/HOLDER / Lectro-Close units combine an electro-mechanical door closer and an electro-magnetic door holder in one compact housing. Door opening and speed is fully adjustable; four possible mounting installations will adapt to individual door locations. ■ Special Products-Hardware Div., Emhart Industries, Inc., Berlin, Conn.

Circle 317 on inquiry card

more products on page 167

Check here for the Reynolds Distributor nearest you

- Alabama, Birmingham**
Anco Insulations, Inc.
100 Distribution Drive
(205) 942-1892
Reynolds Aluminum Supply Co.
4500 5th Avenue
(205) 591-2341
- Arizona, Phoenix**
Reynolds Aluminum Supply Co.
3327 N. 29th Avenue
(602) 258-7121
- California, Fresno**
Reynolds Aluminum Supply Co.
2830 South Cherry Avenue
(209) 268-7071
- California, Los Angeles**
Reynolds Aluminum Supply Co.
6446 E. Washington Blvd.
(213) 726-7111
- California, San Diego**
Reynolds Aluminum Supply Co.
2300 Haffly Avenue
National City, CA. 92050
(714) 262-8635
- California, San Francisco**
Reynolds Aluminum Supply Co.
3201 Third Street
(415) 648-0170
- Colorado, Denver**
Reynolds Aluminum Supply Co.
39th Ave. & Holly St.
(303) 399-2150
- Delaware, Wilmington**
Metal Sales and Service Co.
500 East Front Street
(302) 658-8651
- Florida, Jacksonville**
Reynolds Aluminum Supply Co.
590 Beautyrest Road
(904) 783-1950
- Florida, Miami**
Reynolds Aluminum Supply Co.
3690 Northwest 52nd Street
(305) 635-0647
- Florida, Mulberry**
Corbesco, Inc.
Highway 60 West
(813) 425-1169
- Florida, Orlando**
Reynolds Aluminum Supply Co.
2920 Eunice Avenue
(305) 293-6430
- Florida, St. Petersburg**
Reynolds Aluminum Supply Co.
4241 - 31st Street, North
(813) 527-1123
- Florida, Tampa**
Anco, Inc.
P. O. Box 5016
(813) 248-6248
- Georgia, Atlanta**
Reynolds Aluminum Supply Co.
1441 Ellsworth Industrial Dr.
(404) 355-0310
- Illinois, Alsip (Chicago)**
Nelson Brothers, Inc.
4650 W. 120th Street
(312) 568-1126
- Illinois, Chicago**
J. T. Ryerson & Son
P. O. Box 8000 A
(312) 762-2121
- Illinois, Mount Vernon**
Eater Sheet Metal Co.
1500 Park Avenue
(618) 242-0849
- Illinois, Peoria**
Du-Mont Ventilating Co.
1122 W. Pioneer Parkway
(309) 692-7240
- Illinois, Roselle**
Structural Sales, Inc.
701 E. Irving Park Road
(312) 893-3200
- Indiana, East Chicago**
Vidimos, Inc.
3858 Michigan Avenue
(312) 221-8300
- Indiana, Indianapolis**
Geiger & Peters
761 South Sherman
(317) 359-9521
J. T. Ryerson
6701 English Avenue
(317) 359-8282
- Indiana, South Bend**
R. L. Shaffner & Associates
3502 S. Michigan
(219) 291-5902
- Kentucky, Louisville**
Reynolds Aluminum Supply Co.
1500 Fern Valley Road
(502) 366-0314
J. F. Wagner & Son
P. O. Box 10185
(502) 636-3755
- Kentucky, Paducah**
ASK Supply Company
P. O. Box 806
(502) 422-4312
- Louisiana, Baton Rouge**
Anco Insulations, Inc.
1896 Wooddale Boulevard
(504) 924-7261
- Louisiana, Gretna**
Waco Insulation Company
430 First Street
(504) 368-7055
- Louisiana, Metairie**
Halmar, Inc.
3332 North Woodlawn
(504) 887-0151
- Louisiana, Monroe**
Anco Insulations, Inc.
2112 Justice, Suite C
(318) 388-4930
- Louisiana, New Orleans**
Corbesco, Inc.
P. O. Box 19685
(504) 524-3595
Reynolds Aluminum Supply Co.
221 Hord Street
(504) 733-6873
- Maryland, Baltimore**
Reynolds Aluminum Supply Co.
4030 Benson Avenue
(301) 247-1600
- Michigan, Detroit**
J. T. Ryerson & Sons, Inc.
1600 E. Euclid
(313) 874-3311
- Michigan, Dearborn**
C. L. Rieckoff Co., Inc.
26850 Van Born Road
(313) 292-8060
- Michigan, Lansing**
Mississippi Valley
Structural Steel
3701 Creyts Road
(517) 482-0655
- Minnesota, Minneapolis**
J. T. Ryerson & Sons
1605 N. County Road 18
(612) 544-4401
- Minnesota, St. Paul**
API, Inc.
2366 Rose Place
(612) 636-4320
- Missouri, N. Kansas City**
Reynolds Aluminum Supply Co.
1925 Bedford Road
(816) 842-2200
- Missouri, St. Louis**
H. W. Kroeger Erection Co., Inc.
Metal Building Products Division
4800 Parker Avenue
(314) 353-5172
Reynolds Aluminum Supply Co.
136 Progress Parkway
(314) 878-4747
- J. T. Ryerson & Sons**
5 Clinton Street
(314) 231-1020
Young Sales Corporation
1054 Central Industrial Ave.
(314) 771-3080
- New Jersey, Burlington**
Merchant & Evans Company
Cross Roads Industrial Park
100 Connecticut Drive
(609) 387-3033
- North Carolina, Charlotte**
Reynolds Aluminum Supply Co.
6424 Pineville Road
(704) 525-3281
- North Carolina, Raleigh**
Reynolds Aluminum Supply Co.
1431 Courtland Drive
(919) 834-6221
- Ohio, Cincinnati**
Reynolds Aluminum Supply Co.
891 Redna Terrace
(513) 771-8940
- Oklahoma, Tulsa**
Reynolds Aluminum Supply Co.
29th Street, North & Florence
(918) 939-3305
- Oregon, Portland**
Reynolds Aluminum Supply Co.
323 S. E. Division Place
(503) 233-4701
- Pennsylvania, Pittsburgh**
Pennsylvania Industrial
Supply Company
1234 Ridge Avenue
(412) 322-5010
- Tennessee, Knoxville**
Ingall's Iron Works
Steel Supply Division
P. O. Box 5331
(615) 687-1251
- Tennessee, Memphis**
Reynolds Aluminum Supply Co.
4335 Getwell Road
(901) 363-3822
- Tennessee, Nashville**
Reynolds Aluminum Supply Co.
1440 Poplar Lane
(615) 242-3405
Tennessee Steel & Supply
Div. Ingall's Iron Works
710 S. Second Street
(615) 254-1971
- Tennessee, Waverly**
Global Lagging, Inc.
Rt. 4, Box 106A
(615) 296-2524
- Texas, Dallas**
Reynolds Aluminum Supply Co.
1211 Regal Row
(214) 631-1860
- Texas, Houston**
Anco Insulations, Inc.
7762 Braniff Street
(713) 644-2495
Quality Service Metals
718 W. 18th Street, Box 7491
(713) 861-4144
- Utah, Centerville**
Spro Steel
950 West 400 South
(801) 292-4461
- Virginia, Richmond**
Reynolds Aluminum Supply Co.
2605 Cofer Road
(804) 233-9693
- Washington, Seattle**
Reynolds Aluminum Supply Co.
7416 South 228 Street
Kent, Washington 98031
(206) 854-0260
- Wisconsin, Milwaukee**
J. T. Ryerson
500 S. 88th Street
(414) 453-8000
Reinke & Schomann, Inc.
6800 West National Ave.,
Box 2649
(414) 964-1600
Wisconsin Bridge & Iron Co.
5023 North 35th Street
(414) 466-2100

Or write: Director, General Construction Market



Reynolds Metals Company
Architectural & Building Products Division
Richmond, Virginia 23261

Bold Color: Reynolds Aluminum Roofs a Denver School

Bold color brightens school days in this memorable Denver structure. And the finish is durable because it's Reynolds Colorweld® 200 fluoropolymer coating. But that's only part of the story.

The conventional flat roof approach would have been a virtually invisible and—obviously—non-decorative roofing. Instead, the architects opted for low-pitched gable roofs and a series of shed roof projections. By exposing the roofing and making it a design element, it helped accent and enliven the massive, low-lying appearance of the structure.

They specified Reynolds Aluminum Vanguard™ Roofing for the color and aesthetics they wanted—and brought the project in on budget, and obtained all aluminum's advantages.

Vanguard Roofing's Vanlock™ concealed fastener system creates a


virtually unbroken sweep of surface. Weather-tight, with positive protection against leaks, yet it expands and contracts freely, while securely fastened to purlins. Lower handling, erection, and maintenance costs are bonuses.

Create a memory. Specify Reynolds Aluminum Commercial Building Products for color and pattern with lyrical subtlety or dramatic fanfare with a backbone of durable practicality. We're in Sweets'—but if you need more information contact your nearest Reynolds Distributor or write Director, General Construction Market, Reynolds Metals Company, Richmond, Virginia 23261.



REYNOLDS
for better building products in
ALUMINUM

For more data, circle 84 on inquiry card




John Ameese Elementary School
Denver, Colorado

Architect: The ABR Partnership, Architects (Denver)

General Contractor: Rob Roy Construction Co. (Denver)





This *Handbook*, prepared exclusively by NCARB, is the only official publication dealing with the NCARB Professional Examinations. Its contents are invaluable to examination candidates and practitioners alike. As a study aid, the examination candidate will receive actual 1976 Professional Examination information and a chance to experience the real 1975 Professional Examination.

For practitioners and examination candidates, this *Handbook* provides an annotated bibliography on the subject of the 1975 exam — “A Performing Arts Center” - as well as a bibliography on the subject of the 1976 exam — a special facility within a correctional institution.

A study strategy is also included — thus providing the examination candidate with unprecedented guidance and assistance.

Contents:

- Mission Statement and bibliography for the December 1976 Professional Examination
- The complete 1975 Professional Examination TIPS and selected questions and answers from that examination
- Summaries of candidate performance on the 1975 Professional Examination
- Study strategy for the 1976 Exam
- Valuable resource information on the building types covered in the 1975 and 1976 Professional Examinations

Prepared by the National Council of Architectural Registration Boards and published jointly with Architectural Record Books.

Only one printing of the Handbook will be made. To insure timely receipt of your copy use the adjoining coupon to send in your request. Payment of \$20.00 (including postage) must be attached, made payable to Architectural Record Books.

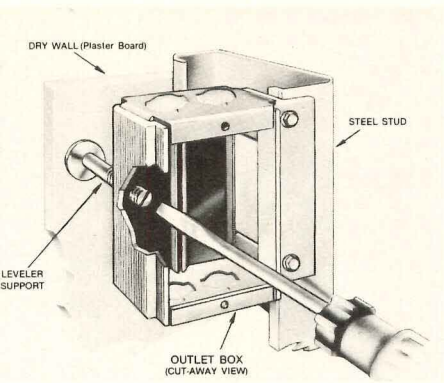
If you are a candidate for the December, 1976 Professional Examination or a practitioner, this 272 page, 1976 ARCHITECTURAL REGISTRATION HANDBOOK is one of the most important publications you can have in your library.

TO:	AR-10-76
Architectural Record Books c/o Architectural Record Box 682 Hightstown, New Jersey 08520	
Enclosed is payment of \$ _____ for _____ copies of the 1976 Architectural Registration Handbook. Please forward immediately to:	

Name	


Street	

City	State Zip




OUTLET BOXES / Intended for mounting on metal studs, these outlet boxes have an easily adjusted leveling support to assure correct positioning. Single- and two-gang models will accommodate BX cable, EMT, and 1/2-in. flexible conduit. ■ F. Maier Inc., Bridgeport, Conn.

Circle 318 on inquiry card



CONDENSERS / Three new high-efficiency condensing units, rated from 32,000 to 47,000 Btu/hr, have been added to a line of split system air-cooled condensers. The top-discharge outdoor units are fully waterproof, with a galvanized-steel cabinet coated with a weather-resistant finish. The compressor is enclosed in a separate insulated compartment for quieter operation. ■ Westinghouse Central Residential Air Conditioning Div., Norman, Okla.

Circle 319 on inquiry card



MEDIUM LIGHTING / New "Trim-Flood" 400W circular high-pressure sodium luminaires are designed to give substantially more light using less power than 1500W tungsten-halogen quartz lamps. Lamp, fixture and ballast packages can be wall, pole or ground mounted. Where weight or wind load is critical, the ballast may be remotely mounted. Available voltages range from 120- to 480-volt systems. ■ Trimblehouse Corp., Norcross, Ga.

Circle 320 on inquiry card



PLUMBING FITTINGS / Both traditional and antique brassware designs are available in a new line of "Classic Brass" plumbing fittings. All faucets have Dial-Ese controls. The line comes in a variety of handle designs; finishes available include polished or antique brass, white or black marble, and tiger-eye. ■ Crane Co., New York City.

Circle 321 on inquiry card



CONCRETE LAWNS / Each 75-lb precast concrete "Turf Block" has nine openings for planting grass and 20 raised supports for vehicle wheel contact. Rainwater drains away through the open gridwork. Lawn-like "Turf-Block" installations are suitable for fire access lanes in high-density apartment areas, residential driveways, overflow parking, etc. Each block measures 17 1/2-in.-wide by 23 1/2-in.-long by 4 3/4-in.-high. ■ Associated Concrete Products, Inc., Santa Ana, Calif.

Circle 322 on inquiry card
more products on page 173

C/S Aluminum RigidRail™
Now available in both round and square profiles.

The end of the Iron Age

New aluminum RigidRail is stronger, better looking and less expensive than iron railings.

The Age of Iron handrails is over. This is the Age of RigidRail. New, weld-free, high-strength extruded aluminum RigidRail costs less and performs better than iron, stainless steel, plastic or tubular-aluminum systems.

- Costs less to buy, less to install because it eliminates time-consuming welding
- Stronger than iron; exceed OSHA requirements
- Complete system; no extras
- Clean lines; clear anodize, plastic and Duranodic finishes
- Universal multi-directional joints simplify directional changes
- Adapts to any slope or turn
- Fast, easy field adjustments

New 12-page catalog contains certified strength tests and shows round and square RigidRails. Write today for your copy and information on how to get a free RigidRail pen set.

CONSTRUCTION SPECIALTIES, INC.
55 Winans Avenue, Cranford, NJ 07016 (201) 272-5200
725 Twin Oaks Valley Rd., San Marcos, CA 92069 (714) 744-0300

For more data, circle 85 on inquiry card



Overhead would be okay if everyone worked like this.

The only way overhead would be a good place for all those wires and cables in a building is if everyone stood on the ceiling. So the floor would be above. With a Walkerduct Underfloor System in it. Ridiculous? Not as much as cramming more stuff in a ceiling already loaded with pipes and heating, ventilating and air conditioning ducts.

By running all the communication and power requirements under the floor inside Walkerduct,

the building is safer, more efficient and able to handle any future changes quickly and inexpensively. Something you've got to consider if you want to keep your building up-to-date and rentable.

Contact your nearby Walkerman for more information. Or just write, Walkerduct, Parkersburg, West Virginia 26101. In Canada, Walkerduct of Canada. An Equal Opportunity Employer

WALKERDUCT® PRODUCTS

WALKER PARKERSBURG **TEXTRON**

Walker Parkersburg Division of Textron Inc.

For more data, circle 86 on inquiry card

IN THE CAUSE OF ARCHITECTURE FRANK LLOYD WRIGHT

WRIGHT'S
HISTORIC
ESSAYS
FOR THE FIRST TIME
IN ONE VOLUME

*Essays for Architectural
Record 1908-1952*

With a symposium on architecture
EDITED BY
FREDERICK GUTHEIM

Now for the first time ever, the seventeen historic essays Frank Lloyd Wright wrote for *Architectural Record* are collected in one definitive volume. In *The Cause of Architecture*, Wright's major statement of his architectural philosophy, is an essential key to understanding this creative giant.

Reproduced in their entirety and in their original format as they appeared in the pages of the *Record*, these essays give penetrating insights into the mind of an architectural genius at the time he was creating his most significant works.

This handsome, 256-page volume is illustrated with hundreds of photos, drawings, plans and perspectives of F.L.L.W.'s greatest buildings as well as a fascinating photo-essay of never-before-published pictures of Wright taken shortly before his death.

Edited by noted Wright authority Frederick Gutheim, the book also includes a symposium of eight essays by Wright's associates that take a new look at the life and work of America's greatest architect.

In the Cause of Architecture will be of lasting interest to architects, students, and all those interested in Wright—a basic reference for school, home and office libraries. Beautifully designed, it will be a treasured gift for years to come.

Architectural Record Books AR-10-76
1221 Avenue of the Americas, 41st Fl.
New York, New York 10020

Please send me _____ copies of
*In the Cause of Architecture: Frank
Lloyd Wright* @ \$17.50 each.


Name _____

Address _____

City _____

State _____ Zip _____

Payment must accompany order



CONCRETE/MASONRY FINISH / A scrubbable surfacing for walls and wainscoting can be applied to either poured-in-place or precast concrete, or to block masonry. The *Mono-Glaze* system includes a scratch and brown level coat of modified portland cement; an intermediate finish of smooth trowelled portland cement; and a final spray-applied finish of "Finestone" matte acrylic polymer glaze. Glaze is available in a variety of standard and custom colors. ■ Finestone Corp., Detroit, Mich.

Circle 323 on inquiry card




METAL ROOF SYSTEM / The *Steelex CF* exposed metal roofing system is now available for gabled buildings up to 300 ft wide, and for single-slope construction up to 150-ft wide. These new applications are made possible by a new roof crimper (shown) that seals two ribs simultaneously. ■ Armco Steel Corp., Middletown, Ohio.

Circle 324 on inquiry card



CONTRACT WALLCOVERING / Almost 600 pattern and color combinations may be selected from the "BoltaWall" collection of vinyl fabric wallcoverings. The 54-in.-wide wallcovering line comes in a range of grades, weights, and patterns, including *MyIars*, crushed grains, wet looks, geometrics, brushed suedes, etc., all scrubbable and strippable. "BoltaWall" vinyls meet FS CCC-W-408A. ■ Bolta Wallcoverings, Reading, Mass.

Circle 325 on inquiry card



WASCOFLEX® Roof Expansion Joint Does the Job.

An enthusiastic OK on material and performance by the owner in '71, '72, '73, '74, '75 and '76.

Almost one half mile of WASCOFLEX® Roof Expansion Joint was installed in March 1971. Inspections were made each year. There have been no call backs for this truly economical product. The installer was completely satisfied with the way the long continuous (50' or 100') lengths handled and installed. Shouldn't you know more about WASCOFLEX? For technical and installation data, write or call your Wasco Agent or Wasco's Engineering Staff.




WASCO PRODUCTS, INC.
LEADERS IN SKYLIGHTING, FLASHING,
AND SMOKE AND HEAT VENTING

P.O. BOX 351 / SANFORD, MAINE 04073
TEL: 207-324-8060


For more data, circle 88 on inquiry card

Ask company president Karl Schurr...

Our WATER BASE *Pitt-Glaze*[®] Acrylic-epoxy keeps his plant clean—at a practical cost



Karl Schurr, President, Minco Products, Inc.
7300 Commerce Lane, Minneapolis, Minnesota 55432



(Below) David and Karl Schurr examine *Pitt-Glaze* Finish with PPG sales representative Jim Olson



At Minco Products, Inc., Minneapolis, Minnesota, a clean plant is a necessity for the quality control so vital to the manufacture of Thermofoil heaters, temperature detectors and similar precious metal, fine-wire products. So when Minco completed construction on a recent plant expansion, WATER BASE *Pitt-Glaze* Acrylic-epoxy Coating got the nod for use on all inner wall surfaces.

According to Karl Schurr, "We were looking for something that would give us an easy to keep clean plant at a practical cost. WATER BASE *Pitt-Glaze* Coatings met that requirement. *Pitt-Glaze* Acrylic-epoxy also is impervious to water — another important feature since we use so much water around the plant."

The WATER BASE *Pitt-Glaze* Coating System has other advantages, too. Like low odor during application; stain, acid and alkali resistance; soap and water clean-up. It's tough, durable. Is available in hundreds of colors.

WATER BASE *Pitt-Glaze* Acrylic-epoxy might just be the coating you're looking for, too. For more information write PPG Industries, Inc., One Gateway Center, 3W, Pittsburgh, Pa. 15222.

PITTSBURGH[®] PAINTS



Airless spray application of *Pitt-Glaze* Acrylic-epoxy is quick and easy.

PPG: a Concern for the Future



For the name of your nearest PPG sales representative call 800/255-6880 Sweet's Buyline Service.

For more data, circle 89 on inquiry card




The beautiful way to cut construction costs

The fact that Pella Wood Folding Doors can help you save money on building materials and labor is worth thinking about in today's economy. For example . . . by using Pella folding doors as closures or partitions, you eliminate the expense of dropped headers and stub walls. And to add even more sales appeal to closets, you can build additional shelves closer to the ceiling. Your customers are pleased because they have gained extra storage space, plus the equivalent of an attractively paneled wall. Choose from genuine wood veneers (factory-finished or ready-to-finish) or vinyl. Stable wood core construction keeps panels straight and true. Use Pella Wood Folding Doors for that extra sales feature in the homes you build.



For more detailed information, send for your free copies of our full-color catalogs on Pella Wood Folding Doors. See us in Sweet's Light Construction File. Or look in the Yellow Pages, under "doors", for the phone number of your Pella Distributor.



FREE Catalogs. Please send me your catalogs on Pella Wood Folding Doors. I would also like information on: Sliding Glass Doors, Casement Windows, Double-Hung Windows, Awning Windows.

Name _____

Firm _____

Address _____

City _____ State _____ ZIP _____

Telephone _____

Mail to: Pella Windows & Doors, Dept. T31J6, 100 Main St., Pella, Iowa 50219
Also available throughout Canada.

©1975 Rolscreen Co.

For more data, circle 90 on inquiry card



**Weathered brick without the weather. Or the brick
That's the beauty of Mason**



You're looking for the warmth of weathered brick, but you won't find it at Masonite's new Brick Design hardboard paneling. You won't need a bricklayer or a big budget. It comes in tan, red and white, and you

won't find a more realistic brick panel on the market. Discover Masonite's many inviting styles and finishes. They help you make the most of any room.


Man-made finish on real Masonite brand hardboard.



For more data, circle 91 on inquiry card

The cost of security is getting to be a crime

If the growing cost of security equipment seems like highway robbery — let Detex help satisfy your specs and your client's budget limits. Here's how:



1. Locksets to lock doors electrically.
2. Exit control locks to secure emergency exits.
3. Alarms that make a fuss about unauthorized door usage.
4. Dentco Access Units using cards, pushbuttons or both.
5. Remote Indicating Panels that monitor up to 50 doors at once.
6. Our new Detex Security Catalog. We've saved you a free copy.

DETEx



4147 Ravenswood Ave., Chicago, Ill. 60613

For more data, circle 92 on inquiry card

Plaster in a roll™ the no problem heavy duty wallcover that covers problem walls ...including concrete block!

Plaster in a Roll™ goes up like wallpaper over every conceivable surface including poured masonry, concrete block, plaster, expanded foam and wood.

Easily installed, this unique gypsum impregnated jute product bridges small voids, hides blemishes and bumps. Available in decorator colors and fabrics... saves time and money. Class A flame ... spread exceptionally durable.




For complete architectural data and swatch book, write Flexiwall Systems Post Office Box 477, Liberty, S. C. 29657 803-855-0500



For more data, circle 93 on inquiry card

ponded water is for fish.



NEWS/UPDATE A classified advertising section devoted to help architects and engineers keep up to date on building product manufacturers.

FREE FENCE SPEC KIT SAVES TIME, TROUBLE! Invaluable for planning chain link fencing. Kit includes drawings on styles, wire gauges, gates, fittings, framework. Also includes lab reports, work sheets and specifications. *Page*® aluminized fabric lasts 3-5 times longer than the best of galvanized. Fence Division of Acco, P.O. Box 430, Bridgeport, Conn. 06602. American Chain & Cable Company, Inc., Member of the Babcock & Wilcox Ltd. Group of Companies.

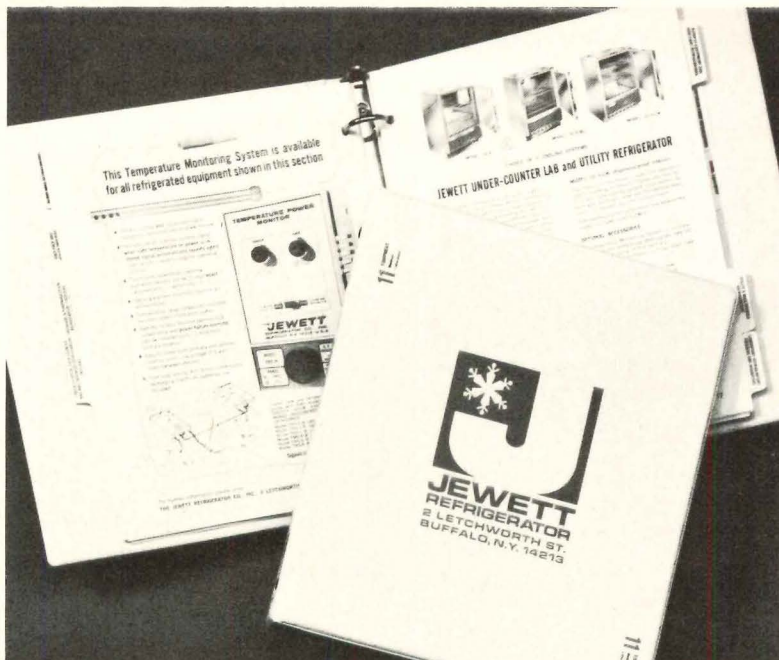


For more data, circle 94 on inquiry card

RECORD IMPRESSIONS CATALOG

SEND FOR A COMPLETE, DETAILED CATALOG of "Record Impressions." A convenient service offering reprints of Building Type Studies, Interiors and Special Reports. Offered are more than 50 items including back issues of Record Houses; Product Reports and the practical reference guide, "Air Conditioning: A New Interpretation." Address your request to: Record Impressions, Architectural Record, P.O. Box 501, Princeton Road, Hightstown, New Jersey 08520.

For more data, circle 94 on inquiry card



New medical laboratory equipment catalog available to Jewett's world wide market

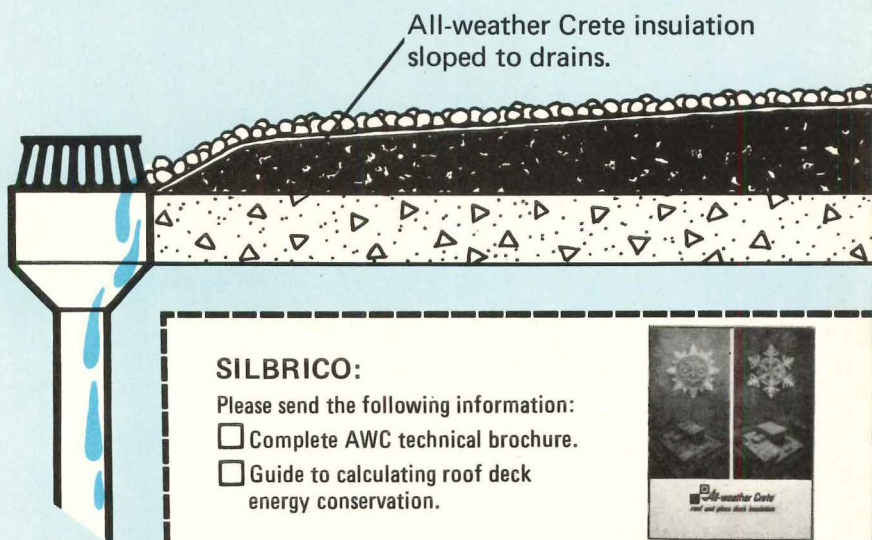
New medical laboratory equipment catalog details Jewett's complete line of refrigerators and freezers for hospital and laboratory installation. Four new models of the blood bank refrigerator with a "brain" are featured. A wide range of morgue and autopsy equipment is also included in the sturdy binder. Comprehensive drawings and specifications with both English and metric dimensions accommodate Jewett's international market of over 100 countries throughout the world.



For more data, circle 95 on inquiry card

...not roof decks!

One of the most devastating elements contributing to roof membrane deterioration is ponded water. Positive slope to drains is the most effective means of solving this problem — no man-made mechanical device — just non-failing gravity! All-weather Crete sloped to drains is the answer. This unique insulation not only offers a completely seamless deck application with excellent thermal protection, but it's ability to be contoured can provide positive slope to drains. Why "fish around" with insulations that only insulate? Use the one that also helps increase roof life, can be applied for extra thermal protection and sloped to drains. Get All-weather Crete! Silbrico Corporation, 100 River Road, Hodgkins, Illinois 60525, Phone (312) 735-3322.



SILBRICO:

Please send the following information:


- Complete AWC technical brochure.
- Guide to calculating roof deck energy conservation.





Name _____ Title _____
 Company _____
 Address _____
 City _____ State _____ Zip _____

All-weather Crete®
 ROOF AND PLAZA DECK INSULATION

SILBRICO CORPORATION



turn me on...



purely beautiful: recessed, semi-recessed
low brightness parabolic cell downlights


"AURA" by **OMEGA**®
LIGHTING

EMERSON ELECTRIC CO.
270 LONG ISLAND EXPRESSWAY/MELVILLE, NEW YORK 11746
516-293-8500

In Canada: EMERSON ELECTRIC CANADA LTD., P.O. Box 150, Markham, Ontario, Canada, 416-297-2330

For more data, circle 97 on inquiry card

What's the newest
way to install cedar
shakes and shingles



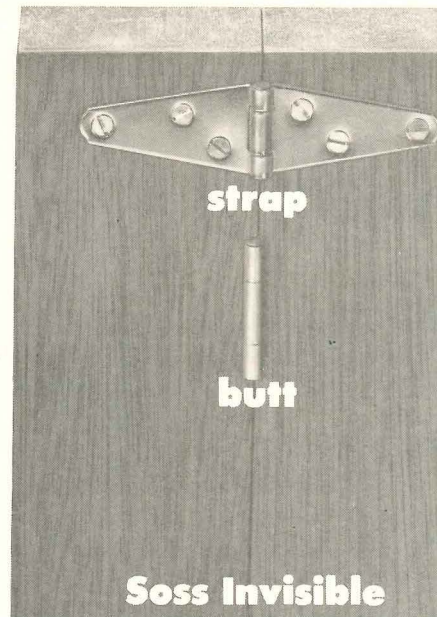
4' Easy Panel

Put up Western Red Cedar shakes and shingles four feet at a time with new Easy Panels. They're ideal for new construction or remodeling. See just how much time they can save. Write for complete product information.

Shakertown Panels
Dept. AR, P.O. Box 400, Winlock, WA 98596

For more data, circle 98 on inquiry card

Pick
the
hinge
that
hides



Compare the Soss look of invisibility with any strap or butt hinge and you'll choose The Soss Invisibles. These amazing hinges, when closed to blend with any decor. With The Soss Invisibles you can create room, closet, or cabinet openings which are unobtrusive by hinges or gaps . . . the perfect look for doors, doorwalls, bars, stereos, or T.V.'s. The Invisibles are extra strong, open 180 degrees, and are reversible for right or left hand opening. Listing in Sweet's or write for catalog: Soss Manufacturing Company, Division of SOS Consolidated, Inc., P.O. Box 8200, Detroit, Michigan 48213.



For more data, circle 99 on inquiry card

Architectural Record presents...

**fifteen
issues
a year
for
architects
& engineers** | **one
each
month...
and three
spotlight
issues**

The editors of Architectural Record regularly throughout the year present a wide variety of editorial content specifically geared to the known interests of architects and engineers.

In addition, responding to the need of architects and engineers for in-depth presentations of significant trends and developments in major areas of interest, the editors of Architectural Record each year publish three Spotlight issues. Each is an expansion of a continuing feature in the regular issues of the Record.



**RECORD HOUSES
AND APARTMENTS**

The annual mid-May issue devoted to the year's best architect-designed houses and apartments. More than 45,000 architect and engineer subscribers . . . plus distribution to 20,000 Sweet's-qualified builders and 4,000 Sweet's-qualified interior design offices.




**ENGINEERING
FOR ARCHITECTURE**

The annual mid-August issue, devoted to a comprehensive survey and analysis for architects and engineers of the most significant current developments in engineering for buildings. Bonus coverage of newly active building engineers.



PRODUCT REPORTS


The annual mid-October round-up of the most interesting new and improved building products. Organized by the Uniform Construction Index, this "product file on the drawing board" provides a quick up date of out-of-date catalogs and literature.



There are plenty of products and materials in your architectural plans that take precedence over the selection of water coolers. We know that. But when you get to the point of specifying your coolers, we'd like you to put your faith in Halsey Taylor. Most architects know our reputation for product excellence and reliability. They specify our coolers more often than any other brand.

Why?

We build lower maintenance cost into Halsey Taylor coolers by using high quality, heavy-duty components: corrosion-resistant regulator valves; positive start capacitors; dual temperature controls that eliminate freeze-up; and overload protectors that prevent overheating. Plus long-life fan motors, unitized cabinet construction and quite a bit more.



Installation cost is minimal because we assemble every cooler at the factory.

One more thing. Our Water Systems Engineers are equipped to analyze the chilled water requirements of any building. And to help you meet those requirements at the lowest cost. A Halsey Taylor man is always nearby, ready to assist you at a moment's notice.

For products and people you can depend on, specify Halsey Taylor. If you'd like to have our new catalog, write to Halsey Taylor Division, King-Seeley Thermos Co., Route 75, Freeport, Illinois 61032.

Halsey Taylor[®]
KING-SEELEY **KST** THERMOS CO.

For more data, circle 100 on inquiry card

Low on the totem pole.

CURE THE COMMON OLD.

With replacement windows protected by DURACRON® enamels from PPG. More and more, the usefulness of old buildings is being saved from the wrecking ball. Thanks to modern technology and companies such as Season-all Industries of Indiana, Pennsylvania. Season-all manufactures custom-made replacement window units to refurbish old buildings and extend their life. For example...




Allen County Courthouse objection overruled. Drab, weathered sashes and frames made this Lima, Ohio courthouse look shabby. NuPrime* extruded aluminum window units by Season-all, with DURACRON thermo-setting acrylic coatings from PPG, improved the appearance and reduced heating and maintenance costs.

Huntington VA Hospital rehabilitates more than people. At this West Virginia VA hospital, the leaky old windows were letting weather in and comfort out. Season-all NuPrime units pre-coated with DURACRON enamel stopped all that.

NuPrime is a registered trademark of Season-all Industries, Inc.



Huntington VA hospital improved both its appearance and efficiency with replacement window units protected by DURACRON coatings from PPG.



Garfield Junior High learns a lesson in economics. Aging windows in this Johnstown, Pennsylvania school were costing the school system money for maintenance and heat loss. New Season-all units with DURACRON enamel now hold comfort in and keep maintenance costs down.



DURACRON coatings from PPG help cure the old. Year after year. Because the color resists fading and chalking, and the coating itself resists chipping, cracking and peeling. Get full details on how you can improve your image while you reduce maintenance and energy costs. With extruded aluminum replacement window units protected by DURACRON color coatings.

Check Sweet's Architectural or Industrial Construction Files 9.10/PPG. Or, contact the Market Manager, Extrusion Coatings, PPG INDUSTRIES, Inc., Dept. 16W, One Gateway Center, Pittsburgh, PA 15222.

PPG: a Concern for the Future

**Extrusion
Coatings**



For more data, circle 101 on inquiry card

The Ergon™ Chair won the A.S.I.D. Award for “Best Design.”



e acclaim is coming for its "Best Supporting Performance."



Ten years of Ergonomic research by designer Bill Stumpf paid off in a new system of chairs you must sit in to believe. These chairs provide amazing back and circulatory support for any sitting position. It really takes an Osteopath or Vascular specialist to appreciate all that an Ergon Chair does and doesn't do for a body. But the person whose body sits and works for any time in this chair knows that it is not a tiresome experience.


Already the Ergon Chair is a stunning success. The award-winning design, superb supporting performance and surprisingly low price add up to the fact that Herman Miller has brought forth a winner. A new classic.

Proving this to yourself is something you must do sitting down. Try any or all of the 5 basic models of the Ergon Chair (Executive, Management, Operational, Secretarial and Lounge). This can be arranged at any of our showrooms or participating dealers. For the location of the one nearest you, contact Herman Miller, Inc., Zeeland, Michigan 49464; Telephone (616) 772-3442.

 **herman miller**

Spectra-Glaze II

GLAZED MASONRY UNITS



NEW VARI-TONE SERIES!

Interior or exterior. 14 natural variegated color textures. Permanent satin finish. Thru-wall, loadbearing. Excellent insulation, sanitary surface, fire ratings. Meets Fed. Specs., OSHA & USDA. Easy cleaning. No refurbishing. Plain, Scored & Sculptured faces (photo shows pattern actual size).



© U.S. Pat. Off., Canada & other countries by
THE BURNS & RUSSELL CO.,
Box 6063, Baltimore, MD 21231.
301/837-0720. Cataloged in SWEET'S.

For more data, circle 104 on inquiry card

CONSTRUCTION ESTIMATING SERVICE

We will estimate the cost of your construction project any place United States and the world.

We have a complete staff of professional estimators that can estimate any type of construction project, any size and any trade.

If you are planning to build a: road, bridge, dam, railroad, hotel, building, housing, hospital, school, pipeline, pump stations, chemical plant, refrigeration plant, power station, sewerage plant, electrical plant, oil plant, harbor facilities, new city, building complex, utility plant, any type of construction project contact us and we will estimate the material required, labor and all costs.

If you are planning to renovate, upgrade, remodel, add an addition to an existing project contact us and we will do all the estimating required for material, labor and all costs.

In our estimates we include all costs, material lists, labor costs, all taxes and any and all vital information.

You can have the following services: 1—complete 100 per-cent estimate 2—a material or labor take off, or both on the complete project of a project. 3—estimate of one or more trades. 4—an estimate according to your instructions.

Send plans and specifications to:


**ALLSTATES & INTERNATIONAL
CONSTRUCTION ESTIMATING SERVICE**

616 Sixth Avenue, Brooklyn, New York 11215 U.S.A.
Cable INTESTSER Telex ITT 421504

(212) 774-1111

For more data, circle 105 on inquiry card

Give & Take.



SPECIFY MM FLEX-SEAL SYSTEMS

write for a FREE brochure or refer to SWEET'S 5.18/MM

4520 ELMDALE DRIVE, TUCKER, GEORGIA 30084/PHONE (404) 938-7570

Flex-Seal Expansion Joint System

SEAL GIVES MULTIDIRECTIONALLY

With special elastomeric sealant, the Flex-Seal expansion joint will give in every direction in response to expansion and contraction, yet remains completely waterproof and dustproof. That means you have complete design flexibility. And MM can meet your specifications exactly.

SYSTEM TAKES HEAVY PUNISHMENT


Incredibly strong, Flex-Seal takes abuse. Systems can be designed to support 8,640 lbs./sq. ft. in the expanded position. They are easily installed and are low-cost to save time and expense. And MM expansion joint systems are maintenance-free.



"The materials make it; the system shows it."

For more data, circle 103 on inquiry card

Owner: Kansas City Kansas Public Housing Authority.
Architect: Everett Peace, Jr., Overland Park, Kansas.
Contractor: D & N Construction Co., Kansas City, Kansas.
Fabricator & Erector: Havens Steel, Kansas City, Missouri.
Consulting Engineer: Robert L. Riley, Prairie Village, Kansas.



Steel costs cut 40% in Kansas apartment building— with Staggered Truss Framing System.

It is the first Staggered Truss building in the Kansas City area—a Department of Housing and Urban Development (HUD) sponsored project planned as low-rent housing for the elderly. Called Adams 39, the handsome 12-story building contains 122 apartment units.

The use of the Staggered Truss design eliminated about 40% of the steel required for a similar structure of conventional design. A great cost saver in terms of materials and labor.

Speed of construction was also important in terms of recovering capital investment and, in fact, *the steel frame including floor units was erected in just 36 working days*. The building was completed in 9 months, which is about half the time needed for the construction of a similar building made of concrete.

The staggered trusses span the full 51-foot, 6-inch width of Adams 39, from the second through the twelfth floor, and 400 tons of U.S. Steel's EX-TEN 50 high-strength low-alloy steel went into the building.

For this important project—and for many others—the Staggered Truss design proved to be the most practical and economical system. And it's fast!

For additional information regarding Staggered Truss structures, contact a USS Construction Representative through your nearest U.S. Steel Sales Office or write for our booklet, "Staggered Truss Framing Systems for High Rise Buildings" (ADUSS 27-5227-02) to U.S. Steel, P.O. Box 86 (C603), Pittsburgh, Pa. 15230.

USS and EX-TEN are registered trademarks.



United States Steel






Colorstyle steel doors catch the pulse of Pittsburgh

Style and beauty plus ruggedness make Ceco steel doors attractive to architects in Pittsburgh and throughout the country. Ceco doors meet every functional need. Use them as a creative system to accent your design. Ceco doors and frames are prepared for simple erection in minutes. And both are prepared for quick and solid attachment of hardware. Ceco doors and frames are tough and stable — won't warp, swell, shrink or rot. You gain the advantages of durability and trouble-free performance. Our Colorstyle doors have factory-baked quality finishes, kept fresh in poly bags. See Sweet's files or consult your local Ceco office.



Steel doors satisfy architects' needs better



The Ceco Corporation
5601 West 26th Street • Chicago, IL 60650

"The door people"


For more data, circle 107 on inquiry card

Copies Still Available for Purchase!

HUMAN SETTLEMENTS

The May 1976 Issue of Architectural Record

Featuring the winning designs in the International Design Competition for the urban environment of developing countries—focused on Manila



What People Around the World are Saying About It!

essential document for all who still believe that the world can be made a better place."

—William Houseman, Editor, *Environmental Monthly*

ly remarkable... this kind of magazine issue is a reflection of a proud profession stating goals of great import."

—D. Bloodgood, AIA, Des Moines, Iowa

st striking about the solutions... is the fact that the architects stuck with building products available, and added huge elements of self-help..."

—Richard W. O'Neil, Housing Advisory Council, Ltd., Lakeville, Conn.

Athfield's design is innovative in its concept, creative in its solution, timely in its message, and sensitive in its response to human needs and human aspirations."

—Robert Spillman, AIA, Bethlehem, Pennsylvania

Thousands of architects, engineers, planners, government officers around the world are studying the design solutions featured in this important issue. Thousands of designs were submitted—and you can see the top prize winners and the honorable mentions, plus an entire section devoted to innovative and useful design ideas from the non-premiated entries.

Beyond the firms that entered and succeeded in this important competition, the real winners are the people from the site in Manila who will occupy the new development that First Prize winner Ian Athfield will create from a grant from the Philippine government. The other winners are the architects, engineers, and planners who will read this outstanding May issue filled with bright, new ideas—not just for urban settlements, but for all forms of architecture.

You can still obtain copies of this May issue. Just send \$5.00 for surface mail, or \$10.00 for air mail, to Architectural Record, May Issue, 1221 Avenue of the Americas, New York, New York 10020

Architectural Record, May Issue
1221 Avenue of the Americas
New York, NY 10020

Please send me _____ copies of the May, 1976 issue on Human Settlements. Please send them via surface mail (@ \$5.00 each) _____; by airmail (\$10.00 each) _____.

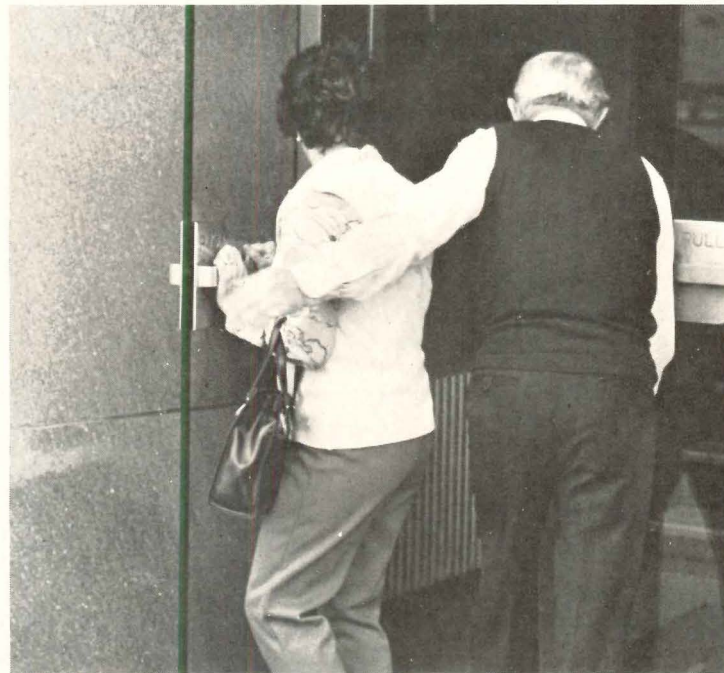

Name _____

Address _____

City _____

State _____ Zip _____

Some things we just na



cope with.

Or do we?



Just stand outside a building sometime and watch what happens.

Then think how an automatic entrance could eliminate all that congestion. Keep traffic moving. Even enhance the very look of the building.

Obviously you devote a lot of time to an entrance. You probably consider it the symbol, the focus of your building. By thinking one step further, you could make it all the more inviting.


Next time, think of the Stanley Magic-Door[®] people. The people who originated the whole idea of automatic entrances some forty-five years ago. And are still the leaders in the business. Stanley Door Operating Equipment, Division of The Stanley Works, Farmington, Connecticut 06032.

STANLEY[®]
helps you
do things right

For more data, circle 108 on inquiry card

VENTARAMA

the plastic-domed ventilating skylight



Bring more light and ventilation into your home. . . upstairs bedrooms, inside baths, porches and dark kitchens. Solve the dormer problem. One day installation. Weather-tight and waterproof. Please write or phone for illustrated literature.




VENTARAMA SKYLIGHT CORPORATION

40 Haven Avenue, Port Washington, N.Y. 11050 (516) 883-5000

For more data, circle 109 on inquiry card

Redwood

DESIGN FACT FILES



New design ideas, practical applications and specification data for California redwood. The files you indicate will be sent at no charge.



California Redwood Association
617 Montgomery Street
San Francisco, CA 94111

- Exterior
- Interior
- Landscaping

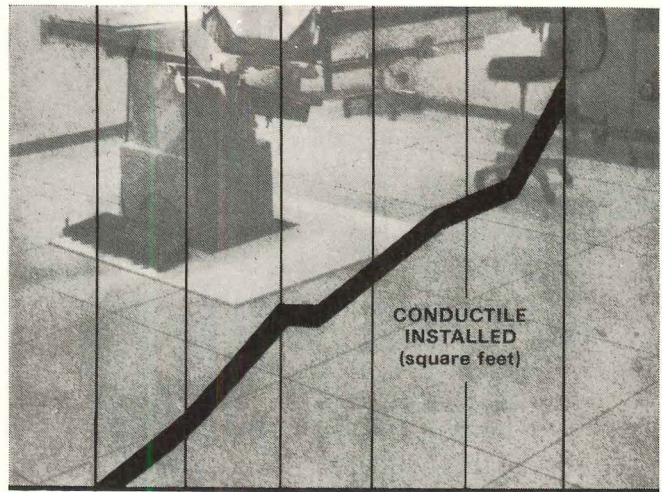
NAME

ADDRESS

CITY

STATE

ZIP



1950 1955 1960 1965 1970 1975

More Conductile[®] was installed in 1975 than any other year. Why?

DESIGN FLEXIBILITY

Only Conductile solid vinyl static-conductive flooring gives you a choice of systems: exclusive Micro-squared™ tiles or 36" x 36" sections heat-welded into a totally seamless floor. Conductile helps prevent the accumulation of dirt and bacteria because each system provides a continuous floor covering without open seams, and each can be covered up the wall to eliminate gaps at the floor-wall juncture. Each can be easily installed over most subfloors or existing floor coverings.

MODERN APPEARANCE

Conductile's attractive, subtle pattern accents four pleasing pastel colors and two practical dark tones to give surgeries and other critical areas a beautiful and safe floor.

EASY MAINTENANCE

Conductile is easily cleaned by regular mopping and periodic machine scrubbing. It is resistant to indentation, abrasion, and the action of most chemicals.

PROVEN PERFORMANCE

Installed in thousands of hospitals, Conductile meets NFPA code and is listed by Underwriters' Laboratories, Inc.

No wonder more Conductile static-conductive flooring is being installed than ever before.

51-322

Write for free catalog



VPI *Manufacturers of Quality Products Since 1946*

VINYL PLASTICS INC.

3123 S. 9th ST., SHEBOYGAN, WIS. 53081 • PHONE 414-458-4664

For more data, circle 111 on inquiry card

ARCHITECTURAL RECORD REPRINTS

RECORD IMPRESSIONS'' is a convenient way of ordering reprints, reports, and back issues. All are printed on glossy stock and many are printed with color illustrations.

2, 2.50, AND 5*

OF
ES
TED

RECENT LISTINGS

- 53 Campus Architecture—22 Pgs. 4 Color\$2.00
- 57 Discrimination in Housing Design—22 Pgs. 4 Color 2.00
- 58 Stores & Shops—16 Pgs. 4 Color 2.00
- 59 Schools that Nurture an Understanding for the Dimensions of Life—16 Pgs. 4 Color 2.00
- 60 Vocational Schools—16 Pgs. B & W 2.50
- 61 Design for Recreation—16 Pgs. 4 Color 2.00
- 62 Productive Elegance for Industry—16 Pgs, B & W 2.00

INTERIORS

- 3 Record Interiors of 1971—20 Pgs, 4 Color\$2.00
- 25 Record Interiors of 1972—20 Pgs. 4 Color 1.00
- 40 Record Interiors of 1973—16 Pgs. 4 Color 2.00
- 54 Record Interiors of 1975—18 Pgs. 4 Color 2.00

BUILDING TYPE STUDIES

- 4 Museums '72—16 Pgs. 4 Color\$1.00
- 6 Design For Merchandising—16 Pgs. 4 Color 2.00
- 8 Airports '70—16 Pgs. B & W 2.00
- 11 Correctional Architecture—16 Pgs. 2 Color 1.00
- 13 Campus Design—24 Pgs. 2 Color 2.00
- 15 Health Care—16 Pgs. B & W 2.00
- 20 Low-Income Housing—16 Pgs. 2 Color 2.00
- 24 Contemporary Schools—14 Pgs. B & W 1.00
- 25 Campus Lifestyles—18 Pgs. 4 Color 1.00
- 27 Shopping Malls—16 Pgs. 4 Color 2.00
- 28 Suburban Office Buildings—16 Pgs. 4 Color 2.00
- 34 Industrial Buildings—16 Pgs. 4 Color 2.00
- 35 Hospital Planning—18 Pgs. 4 Color 2.00
- 36 Housing—16 Pgs. 4 Color 2.00
- 37 Resort Hotels—16 Pgs. 4 Color 2.00
- 41 Development Housing—12 Pgs. 2 Color 2.00
- 43 Museums For Today—16 Pgs. 4 Color 2.00

NO. OF
COPIES
WANTED

- 44 Corporate Offices—16 Pgs. 4 Color 2.00
- 45 Stores & Shops '73 2.00
- 47 Flexible Religious Buildings—16 Pgs. 4 Color 2.00
- 48 Convention Hotels—16 Pgs. 4 Color 2.00
- 49 High-Rise Office Buildings—16 Pgs. 4 Color 2.00
- 50 Airports '73—18 Pgs. B & W 2.00
- 51 Public Administration Buildings—18 Pgs. B & W .. 2.00
- 52 Religious Buildings—16 Pgs. B & W 2.00

SPECIAL REPORTS

- 5 Clinical Techniques—8 Pgs. 4 Color\$1.00
- 19 Audio-Visual Facilities—16 Pgs. 4 Color 2.00
- 21 Six Interiors—12 Pgs. 4 Color 1.00
- 23 Energy Conservation—8 Pgs. B & W 1.00
- 31 Lighting Systems—8 Pgs. 2-Color 1.00
- 33 Curtain Walls—8 Pgs B & W 1.00
- 38 The Young Architects—56 Pgs. 4 Color 2.00

PRACTICAL REFERENCE

- 9 Air Conditioning: A New Interpretation Updated Reports From 1967, 1969, 1970—64 Pgs. 2 Color Softbound\$4.95

BACK ISSUES

- 10 Record Houses 1968\$5.00
- 18 Record Houses 1971 5.00
- 39 Record Houses 1972 5.00
- 42 Product Reports 1973 5.00
- 46 Record Houses 1973 5.00
- 56 Product Reports 1974 5.00
- 63 Product Reports 1975 5.00

*(10% Discount on Orders Over \$20.00)

PRE-PAID ORDERS ONLY

ARCHITECTURAL RECORD



Mr. C. J. Geiger
c/o Record Impressions
P.O. Box 501
Hightstown, New Jersey 08520

Cost of Order \$ _____
 *(10% Discount on Orders over \$20.00) \$ _____
 Sales Tax \$ _____
 Total Enclosed \$ _____

Check Money order

Send descriptive catalog

Name _____
Please Print

Firm Name _____

Address _____

City _____ State _____ Zip _____

Allow two to three weeks for delivery

ring ring ring ring ring ring ring ring
ring ring ring ring ring ring ring ring
ring ring ring ring ring ring ring ring
ring ring ring ring ring ring ring ring
ring ring ring ring ring ring ring ring
ring ring ring ring ring ring ring ring
ring ring ring ring ring ring ring ring
ring ring ring ring ring ring ring ring
ring ring ring ring ring ring ring ring
ring ring ring ring ring ring ring ring
ring ring ring ring ring ring ring ring
ring ring ring ring ring ring ring ring
ring ring ring ring ring ring ring ring
ring ring ring ring ring ring ring ring
ring ring ring ring ring ring ring ring
ring ring ring ring ring ring ring ring



You're calling us 600 times a day. Sweet's BUYLINE®: 800-255-6880. The fastest way to find 45,000 local reps of manufacturers with catalogs in Sw

One of the world's most energy-efficient buildings



Aerofin Types C, CB/R, RC Cooling Coils were used in HYDRO PLACE, new Toronto headquarters of Ontario Hydro.

Only 54,000 BTU/sq. ft./ energy used to heat, cool and light 1.3 million sq. ft. of

building is an incredible engineering triumph.

Aerofin Heat Transfer Coils team up with a sophisticated heat pump system employing the world's largest 1.6 million gal. warm/cold water thermal reservoir. Lights, occupants, machinery *heat* is stored.

Chilled water for cooling is also "banked." More energy conservation innovations: the world's first peripheral

curtainwall system with perimeter air distribution adds 4% to 10% usable floor space . . . the system gets rid of the outside environment before it affects the inside . . . 125/130 footcandles from a lighting power density of only 2.7 watts/sq. ft. . . and the whole system is computer refined to 95% efficiency.

The truly advanced concepts of Hydro Place called for

Aerofin engineering leadership. It's found in: Atlanta, Boston, Chicago, Cleveland, Dallas, Los Angeles, New York, Philadelphia, San Francisco, Toronto, Montreal, Mexico D.F., Geneva, Switzerland.

PROFESSIONALS AT WORK
Architect: K. R. Cooper ■ *Mechanical Engineer:* Kaz. Swiderski, Canada Square Corporation ■ *Associate Mechanical Engineers:* Tamblin Mitchell & Partners, Ltd.
 ■ *Mechanical:* Comstock Ltd./Gorwood Contracting Ltd./Honeywell Controls, Ltd. ■ *General Contractor/Developer:* Canada Square Corporation Ltd.

AEROFIN CORPORATION
 LYNCHBURG, VIRGINIA 24505

Aerofin is sold only by nationally advertised fan manufacturers. Ask for list.

INPUT:

Aerofin Heat Transfer Coils integrated with high technology heat pump system — unique air duct-work curtainwall — low wattage lighting / ceiling cooling — fully computer controlled HVAC




AMERICA'S MOST SENSIBLE ROOF

Economical • Colorful • Durable
 Incombustible • Easy to Install
 Prompt Delivery Nationwide

For further information, write to:
 MONIER-RAYMOND CO., P.O. BOX 158, Corona, CA 91720

READING THIS PAPERBACK CAN CHANGE YOUR MEANS OF SUPPORT.



Find out how Vulcraft's system of steel joists and joist girders offers better support. Send for a free, 24-page Specification Guide. If you can't wait for the mail, just call (704) 366-7000 for more information.


I could use support from Vulcraft. Please send me a free Specification Guide immediately.

Name _____
 Address _____
 City _____
 State _____ Zip _____


VULCRAFT

P.O. Box 17656, Charlotte, N.C. 28211

The Bilco Automatic Fire Vent.

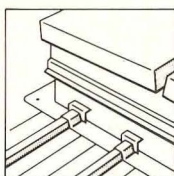


When you need it, it works.



When you don't need it, it still works.

There are two requirements of an automatic fire vent. It must work in an emergency. It must work when there is no emergency. Bilco Automatic Fire Vents do both. Our exclusive patented Thermolatch™ mechanism* is foolproof in an emergency. It is equally foolproof at other times, thus preventing the covers from opening inadvertently due to vibrations within the building or high winds (often accompanied by torrential rain). Bilco Vents work to protect a building and its contents **all the time**. They are gasketed and insulated for complete weathertightness, ruggedly built of 14-gauge steel or 11-gauge aluminum, and each carries our guarantee of proper operation.



Bilco vents and scuttles can be furnished with roof flanges to fit your roof configuration. Unique design prevents dam-up of water between corrugations.

Automatic venting, vertically through the roof, is the modern way to prevent catastrophic fire losses in single-story industrial and commercial structures. Our new booklet, "Automatic Fire Venting Guide" makes it easy for you to determine vent size and spacing. It also points out some of the reasons why Bilco Vents offer your clients the soundest possible value in this type of emergency equipment. Value your client can measure in terms of reliability and long, trouble-free service. Eight standard sizes with UL and FM labels. Special sizes to order.

*Normally actuated by fusible link. Also available with easily resettable electric operator for actuation by smoke detector or other emergency device.


Since 1926. Building our reputation for products that satisfy.

Bilco®

DOORS FOR
SPECIAL SERVICES

The BILCO Company, Dept. AR-106, New Haven, Conn. 06505
Manufactured in Canada by: Richards-Wilcox of Canada, Ltd., London, Ontario

For more data, circle 114 on inquiry card



Raynor we deliver!

... knows how important
... and coordination are on
... construction project. That's
... we're as concerned with deli-
... our product as we are
... building it. We have our own
... on the road all the time on
... or pre-scheduled runs.
... and, because a load is care-
... packed by our own people,
... chances of damage are kept
... minimum.

... this extra concern for
... that's made Raynor a



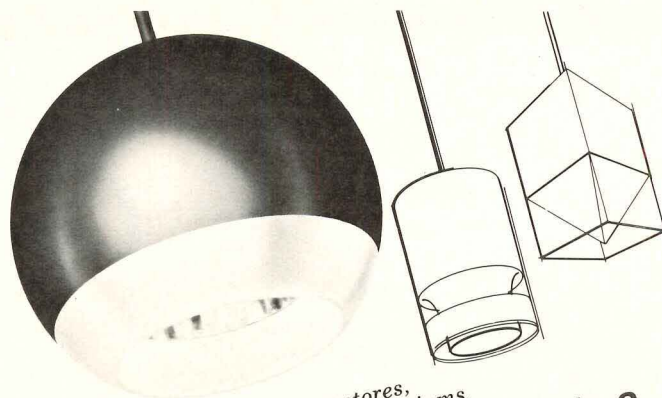
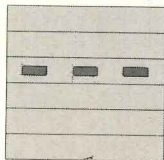
RAYNOR™

Raynor Manufacturing Company, Dixon, Illinois 61021

For more data, circle 115 on inquiry card.

... brand you can depend on for
... residential, commercial and in-
... dustrial doors made of wood,
... aluminum, fiberglass or steel.

Call us for more specifics.
815/288-1431. Or write Raynor
Manufacturing Company, Dept.
AR, Dixon, IL 61021, for the
name of the Raynor factory-
trained distribu-
tor / installer
nearyou.



For malls, shopping
centers, terminals, department stores,
convention and sports centers, gymnasiums.

**efficiency and design excellence in a
fresh new approach to interior lighting**

Pendant mounted luminaires, beautifully innovated in acrylic
and aluminum by AAL, the people who know architectural
lighting best.

Striking new forms incorporate an advanced, ellipsoidal re-
flector that gets maximum performance from highly efficient
mercury vapor and metal halide-light sources.
Custom adaptations? Of course. Bracket, surface, wall or pole
mounting. A wide choice of acrylic enamel finishes as well as
acrylic panel inserts to match or complement any interior
decor.

Interested? Write on your letterhead to: Architectural Area
Lighting, 13901-B South Carmenita Rd., Santa Fe Springs,
California 90670.



For more data, circle 116 on inquiry card

Stains, Waxes, Seals...in one operation



California home; Designer: Russell Forester, La Jolla, California; Cabot's Stain Wax on all interior woodwork

Cabot's STAIN WAX

This unique "three-in-one" finish, suitable for all wood
paneling, beams, and woodwork, brings out the best in
wood, enhancing the grain and producing a soft, satin
finish in a choice of thirteen colors plus ebony, white, and
natural. When a flat finish is desired, specify Cabot's
Interior Stains for all interior wood surfaces.



Samuel Cabot Inc.

One Union Street, Dept. 1029, Boston, Mass. 02108

- Send color cards on Stain Wax and Interior Stains
- Please send Cabot's handbook on wood stains

For more data, circle 117 on inquiry card

CLASSIFIED SECTION

POSITIONS VACANT

VOLUNTEER PEACE CORPS/VISTA

Architects/planners needed for Peace Corps projects in Latin America, Africa, Asia; VISTA projects in U.S. Housing projects, design of schools, hospitals, community centers, rehab., university teaching, regional planning, etc. Expenses paid: travel, medical, vacation and living. U.S. citizens, singles or couples only. Information: Cynthia Poindexter, ACTION, Box A-1, Washington, D.C. 20525.

Director, School of Architecture, University of Waterloo beginning July 1, 1977, normally for a three year term. The School offers a three year pre-architecture degree programme and a subsequent two year professional B. Arch. programme to approximately 250 students. The school is in the Faculty of Environmental Studies, with a School of Urban and Regional Planning, a Department of Geography, and a Department of Man-Environment Studies. Applications close on November 15, 1976. For further information or to apply with resume, write to: Peter C. Brother, Executive Assistant to the Dean, Faculty of Environmental Studies, University of Waterloo, Waterloo, Ontario N2L 3G1.

The Department of Architecture at Carnegie-Mellon University is seeking candidates for the position of Head. The position involves administration, teaching, and curriculum development. The Department offers both undergraduate and graduate professional degree programs. It also offers an interdisciplinary master's degree program and a Ph.D. program which emphasize research. The Department is part of the College of Fine Arts in a private university known for its professional education in the arts, management, engineering and science. Carnegie-Mellon University is an equal opportunity/affirmative action employer. Resumes should be sent to Charles Eastman, Chairman Search Committee, Department of Architecture, Carnegie-Mellon University, Schenley Park, Pittsburgh, PA 15213.

University of Petroleum and Minerals—Dhahran, Saudi Arabia—The Department of Architectural Engineering, University of Petroleum and Minerals, Dhahran, Saudi Arabia, will have faculty positions open for the Academic Year 1977-78 starting 1 September 1977. Qualification includes Master's degree plus teaching and/or practical experience. Candidates with Ph.D. degree in Architectural Engineering are desirable. English used for instruction. Minimum regular contract for two years, renewable. Competitive salaries and allowances, free air conditioned and furnished housing, free air transportation to and from Dhahran each two year tour. Attractive educational assistance grants for school-age dependent children. Local transportation allowance in cash each month. All earned income without Saudi taxes. Ten-month duty each year with two-month vacation paid and possibility of participation in University's ongoing Summer Programs with adequate additional compensation. Apply with complete resume on academic and professional background, list of references, publications and research details, and with copies of degrees/testimonials, including personal data, such as, home and office addresses, telephone numbers, family status (names of children, age and sex) to: University of Petroleum and Minerals, c/o Saudi Arabian Educational Mission, 2223 West Loop South, Suite 400, Houston, Texas 77027.

Head, Dept. of Arch—Masters of Arch. or equivalent, licensed, NCARB Certification. Ten years professional experience, some teaching experience desirable. Final date for receipt of application December 1, 1976. An Equal Opportunity Employer. Contact: Dr. Joseph W. Strother, Director, School of Art and Architecture, Louisiana Tech University, Ruston, LA 71270, (318-257-3909).

EMPLOYMENT OPPORTUNITIES

EMPLOYMENT OPPORTUNITIES

HEALTH CARE PLANNER

HBE Corporation, the national leader in design/construction of health care facilities, is seeking an outstanding architect, who is thoroughly experienced in health care planning and programming.

For more information about this position, contact W. D. Powers at 314-567-9000.

Equal Opportunity Employer M/F



HBE Corporation

717 Office Parkway
St. Louis, Mo. 63141

POSITION WANTED

Financial Executive—Heavyweight—Listed co. V.P., Controller—CPA (Big 8 exp.)—Attorney—Acquisitions, financial controls, taxes, Exp'd. real estate, construction industries. Combines technical skills with imagination. \$28-32,000 required. For resume: PW 3258 Architectural Record.

Chief Engineer—Mech-Elec. Registered P.E., Chartered Engr. in Great Britain. 20 yrs. in own practice. Well rounded experience in industrial, hospital, and commercial projects. PW-3146, Architectural Record.

SPECIAL SERVICES

Vitruvius Designs Corp.—artistic renderings & scale models for a better image. Regular drafting services available. Box 1316 Dept. AR, Radio City Sta., New York, NY 10019. (212) 697-5499.

Construction Estimating: National & International, any type project, any size, all trades estimated, Allstates & International Construction Estimating Services, 616 Sixth Avenue, Brooklyn, N.Y. 11215, Tel. 212 788-5734 Cable "Intestser" Telex ITT 421504.

BOOKS

Medical Gas Handbook for Hospitals. "The Design Handbook of Medical Gas Systems for Hospital and Medical Facilities" by Richard H. Toder. This handbook contains the latest design criteria for oxygen, nitrous oxide, nitrogen, vacuum and compressed air systems including: pipe sizing charts and tables • illustrations • description of systems • bulk and manifold storage • gas dispenser types and recommended locations • piping design including materials, valves, alarms, and installations • compressor and vacuum pump types, sizing and selection. \$10.95 per copy. Send check to Richard H. Toder, 141 E. 89th St., New York, NY 10028.

GUIDEBOOK

A Guide to New Orleans Architecture by the New Orleans Chapter of the American Institute of Architects. 177 pp. w. maps and over 200 photos. Send \$5.95 to River Books, Dept. AR, 177 Broadway, New Orleans, LA 70118.

PROFESSIONAL SERVICES

MATERIALS HANDLING CONSULTANT DISTRIBUTION CENTERS

Warehousing and Storage Arrangement
Equipment Design and Specifications

Twenty Years of Successful Practice
Metropolitan New York
Fee or Per Diem

PETER GONDELL
19 Crest Drive • White Plains, N.Y. 10607

Architectural Ink-Line Rendering Specialist!
—Your architectural designs will be depicted with an accent on clarity and detail. A clean ink rendering will reflect a precise portrait of your finished construction. For brochure write: John Roman, P.O. Box 2261, Boston MA 02107.

OFFICIAL PROPOSAL

Metropolitan Dade County, Florida Urban Library—Museum Complex Request for Proposals

As part of the new downtown government center, Metropolitan Dade County, Florida, proposes to construct a cultural complex consisting of a main library for Dade County Public Library System, an auditorium, and a historical museum under the Decade For Progress bond issue. Estimated construction costs are in excess of fourteen million dollars. Request for proposal information packet will be available after September 30, 1976, upon payment of \$50.00, materials and handling fee (make check payable to: Metropolitan Dade County) from Mr. Elf Barth, County Architect, GSA, Room 1204, 140 W. Flagler St., Miami, Florida 33130.

Proposals will be due on November 15, 1976. Before final selection is made, out-of-county applicants should show evidence of association with a Dade County architectural firm.

...less style in white or color.
 ...ose Haws drinking fountains
 in
 Polymarble.



Haws Model 1205



Haws Model 1400

...om the Haws line
 ...arble drinking
 ...s - in White, Cerulean
 ...n or Yellow Mist,
 ...ra cost. Heavy-duty
 ...and patented flush-
 ...push-button valves
 ...al resistant. Get complete
 ...ion on Model 1205 and
 ...e-, two- and three-bubbler
 ...ble models; contact...


...rinking Faucet Company,
 1441 Fourth Street,
 Berkeley, CA
 94710



For more data, circle 118 on inquiry card

The Flagpole that follows the sun.

fully automatic, electronically operated



Regency, Chicago. Architects: A. Epstein & Sons, Inc.

Up at dawn, down at dusk. Fully automatic pole raises and lowers flag with an electronic sensor that is activated by light. Flagpoles are designed so that the flag never flies after dusk, in rain or snow, in the traditional manner. Flag safely stores within the pole. Vandalism is made virtually impossible. The fully automated pole flies the flag seven days a week, every day of the year. Widely accepted by business and industry. Approved by federal, local government agencies and the military. **The electronic flagpole. The economical and automatic way to beautify your building.**

Write for catalog or see insert in Sweet's Architectural File 10.28/Aa. For nearest source, call Sweet's Buylines.



Electronic Flag Poles, Inc.

511 MAIN STREET, MAYWOOD, ILLINOIS 60153 312/681-3850

For more data, circle 119 on inquiry card

Deciding on an insurer? Among the ENR 500, the shift is to Shand, Morahan.


We specialize in E&O coverage for the largest design-construction firms in the world.

In fact, 24% of the top 55 and 20% of the remaining ENR top 500* firms already insure with us. And more and more top companies are discovering us each day.

The reasons? Broader protection in many cases, competitive rates, and immediate, no-red-tape, no-long-wait quotes and service—to mention just a few. Switching your E&O insurance to the field's second largest underwriting manager—Shand, Morahan—puts your company right on the trend.

If yours is an ENR 500 firm, and you want to know more about us, ask your broker to give us a call. Our fast, efficient, professional approach to E&O insurance may be just what both of you need.




*Engineering News-Record, May 20, 1976



Shand, Morahan & Company, Inc.

801 Davis Street Evanston, Illinois 60201 312/866-9010
 Cable Shanmor Telex 72-4328

For more data, circle 120 on inquiry card



The All-New 1977 Calendar of Historic Architectural Events

The 1977 Architectural Calendar is better than ever! It is all new—365 more historic events in architectural history and 13 more stunning architectural photographs by award-winning architectural photographer G. E. Kidder Smith, FAIA. And, for the first time, this year's calendar is designed to be used as a write-in desk calendar as well as a wall calendar! They said it couldn't be done, but the 1977 Architectural Calendar continues its daily commemoration of memorable architectural events . . . famous firsts in architecture and engineering . . . births and deaths of the world's greatest architects and engineers . . . significant, amusing and little-known facts that inform and surprise even the most knowledgeable . . .

- The day Palladio was fined for absenteeism from the construction site
- The day the Parthenon was "rediscovered" during the Renaissance
- The day that Latrobe complained that architecture wasn't a "profession for a gentleman"
- The day Michelangelo began painting the Sistine Chapel
- The day Thomas Jefferson insured Monticello—for \$6300
- The day Inigo Jones loaned his client (and King) £500
- The day the Congressional Medal of Honor was awarded to a famous American architect
- The day Disneyland opened

. . . these and hundreds of other bits of history make the 1977 Architectural Calendar a valuable source of architectural knowledge and a true collector's item.

Illustrated with 13 beautiful, full-color photographs illustrating the architectural heritage of the United States, this calendar will make a handsome and decorative addition to your home or office and would make a much-appreciated (and inexpensive) gift. This strikingly designed calendar is printed on luxurious enamel stock in an oversized, 9x12" format. Only a limited number of calendars are being printed this year, so in order to avoid disappointment, order today! Send your payment for \$5.00 to Architectural Record Books, 1221 Avenue of the Americas, 41st Floor, New York, N.Y. 10020, or use the handy order blank below.

Architectural Record Books

AR-10-

1221 Avenue of the Americas, 41st Fl.
New York, New York 10020

Please send me _____ copies of *The 1977 Architectural Calendar* @ \$5.00 each.

Name _____

Address _____


City _____

State _____ Zip _____

Payment must accompany your order

Hearing Aids...

for all airport areas



Even in high traffic areas, ADCO telephone booths are hearing aids—they make conversations easier to hear, be heard, and not be overheard. Thick acoustical blankets, behind the perforated interior


walls, trap noise and ensure telephone privacy. **Send today** for free color brochure on ADCO booths for every location and need.



ACOUSTICS DEVELOPMENT CORPORATION
and its BURGESS-DAY DIVISION
P.O. Box 397—1810 Holste Rd., Northbrook, Ill. 60062
312/272-8880 In Canada: Toronto • Montreal

For more data, circle 121 on inquiry card

McKINLEY ENCLOSED WALKWAYS



EUCLID PEDESTRIAN BRIDGE, ST. LOUIS, MO

Architect: Eugene J. Mackey, III, Inc.

Contractor: Albers Construction Co.

collect or write for full information.

McKINLEY co., inc.

P.O. Box 55265 • Indianapolis, IN 46205
Telephone (317) 546-1573



For more data, circle 122 on inquiry card

PLANNING A WINNING POOL?

PUT PARAGON POOL EQUIPMENT IN YOUR PLANS.

Let our design and manufacturing know-how work for you.

Paragon, for over two decades has been a leading manufacturer of swimming pool deck, underwater and filtration equipment. We can help you find the solutions to your problems and provide the best equipment for your design needs.


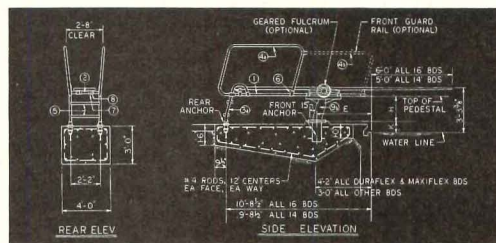
Our reputation for award winning design, precision engineering and meticulous care that are put into every one of our quality pool products is our benchmark and your guarantee of satisfaction.

To you the creative Architect, our Paraflyte Deck Equipment means total flexibility in design and materials. We offer a variation in grades of materials, superstructures, and price range.

While our catalog shows our many standard designs, we also have complete customizing services to meet your requirements with the highest standards in materials and design.

We have loads of technical data and information available at your request. See our catalog in Sweets Architectural File or write for a copy.

Make sure your winning designs are complimented by the best in pool equipment; specify Paragon and we'll do the rest.



KDI Paragon Inc. The People Who Care
Manufacturers of Quality Swimming Pool Products

KDI Paragon Inc.
12 Paulding Street
Pleasantville, N.Y. 10570
914-769-6221
TWX 710 572 2202

West Coast Rep.
Corrick International
206 Locust St.
Santa Cruz, Ca. 95060
408-429-9010



ADVERTISING INDEX

Prefiled catalogs of the manufacturers listed below are available in the 1976 Sweet's Catalog File as follows.

- A Architectural File (green)
- I Industrial Construction File (blue)
- L Light Construction File (yellow)
- D Interior Design File (white)

A

Acco-Page Fence Division	179
A Acoustics Development Corp.	201
Aerofin Corp.	195
Alkco Mfg. Co.	44
A AllianceWall Corporation	63
Allied Chemical Corp., Fibers Div.	64
Allstates & International Construction Estimating Service	186
All-Steel Inc., One of the C.I.T. Companies	12
Alma Desk Co.	154
A-I-L Aluminum Co. of America	49, 72
A Amarlite Products Div.	50
American Standard, Plumbing & Heating Div.	22
A AMSCO/American Sterilizer Company	52
A-I American Telephone & Telegraph Co.	26-27
A-L Andersen Corp.	84-85
Architectural Area Lighting	197
Architectural Record	181
Architectural Record Books	32-1, 64A, 64D, 166 173, 189, 200
A-D-I-L Armstrong Cork Co.	32

B

A Bally Case & Cooler, Inc.	44
A-I Bell Telephone Systems	26-27
Bethlehem Steel Corp.	92-93
A-D Bigelow-Sanford Inc.	89
A-I-L Bilco Co.	196
A Bobrick Corporation, The	80
A-I Bradley Corporation	95
Burns & Russell Co.	186

C

A-L Cabot, Inc., Samuel	197
A-D-L California Redwood Assn.	192
A Carpenter & Co., L.E.	155
Castle Rock Enterprises Ltd.	203
A-I Ceco Corp.	188
A-I Celotex Corp.	5 to 9
A-D Cervitor Kitchens Inc.	32-2
A Construction Specialties	167

D

Detex Corp.	178
A Dover Corp., Elevator Div. ... 4th Cover	
A-D Dow Badische Co.	20-21
A Dow Corning Corp.	31, 162
A-D-L DuPont de Nemours & Co. Inc., E.I., Lucite	2-3
A-D-L DuPont de Nemours & Co., Inc., E.I., Antron	82-83

E

A-I Ebco Mfg. Co.	48
Electronic Flag Poles Inc.	199
Eljer Plumbingware Div., Wallace- Murray Corp.	90
Emhart Corp.	91
A Epic Metals Corp.	38
Executone, Inc.	159 to 161

F

A Federated Metals Corp.	163
A-D Flexiwall- Systems Div. of Wall & Floor Treatments Inc.	178
A Floating Floors Inc.	46
A Follansbee Steel Corp.	62
Forms & Surfaces Inc.	25

G

A-I-L GAF Corp., Building Products Div.	47
A-D-I-L GAF Corp., Floor Products Div. .. Glidden Durkee Div. of SCM Corp.	71 17
A-I Grefco Inc., Building Products Division	36
A-I Grinnell Fire Protection Systems Co. Inc.	158
GTE-Sylvania, I/C Lighting	28-29

H

Halsey Taylor Div., King Seeley Thermos Inc.	182
A-I E.F. Hauserman Co.	44
A Haws Drinking Faucet Company	199
Herman Miller Inc.	184-185

I

A-I-L INRYCO, Inc.	42
A International Masonry Institute ... The Iowa State University Press	81 32-2

J

A Jewett Refrigerator Co., Inc.	179
Johnson Controls Inc.	150
A-I-L-D Johns-Manville Building Systems Division .. Holophane Division	23, 156 79

K

A Kalwall Corp.	45
A KDI Paragon	201
A-I Kelley Co., Inc.	58
Koh-I-Noor Rapidograph Inc.	14-15
A-I Koppers Company	145 to 148
A Kwik-Wall Co.	94

L

Latco Products	32-2
A LCN Closers, Inc.	152-153
A-I-L Libbey-Owens-Ford Co.	18-19
A Ludowici-Celadon Co.	87

M

A-D-L Masonite Corp.	176-177
A Jas. H. Matthews & Co.	30
Maytag Co.	65
O.O. McKinley Co., Inc.	201
McPhilben Lighting	180
A-I Merchandising Equipment Group	94
A MM Systems Corp.	186
A Modernfold Div. of American Standard Inc.	24
A-L Monier-Raymond Tile Co.	195
A Monsanto Company, Textiles Div.	169 to 172

N

A-I-L National Gypsum Co. 2nd Cover	
A Nucor Corp. Vulcraft Div.	

O

A-I-L Olympic Stain Company	
A-D-I-L Owens-Corning Fiberglass Corp.	54-55, 60

P

Page Fence Div.—Acco	
A-L Pella Rolscreen Co.	
Philips, Eindhoven	64B-
Potlatch Corp.	3rd Cover
A-I PPG Industries Inc. Coatings & Resins	
A-I PPG Industries Inc. Commercial Glass	
A-I PPG Industries Inc. Fiberglass	
A-I PPG Industries Inc. General Industrial Finishes	

R

A-I Raynor Mfg. Co.	
A Red Cedar Shingle & Handsplit Shake Bureau	
A-I-L Reynolds Metals Co.	164-
A-I Robertson Co., H.H.	3
A-D-I Roper IBG	76
Russwin, Div. Emhart Corp.	

S

San Valle Tile Kilns	3
Sanymetal Products Co. Inc.	
A-L Shakertown Corp.	
Shand Morahan & Co., Inc.	
A-I Silbrico Corp.	178-
Sloan Valve Company	
Society of the Plastics Industry Inc.	
A Soss Mfg. Co.	
Southern California Gas Company	3
Spacesaver Corp.	
A-L Stanley Works	190-
Steelcase Inc.	
Strand Century Inc.	
Sweet's Catalog Div. of McGraw-Hill	

T

A-I Thiokol Corp., Chemical Div.	
----------------------------------	--

U

A-I Unistrut—GTE Sylvania	
U.S. Elevator Corp.	
A-I-L United States Gypsum Co.	
A-I United States Steel Corp. Structural	

V

Ventarama	
Vermont Marble Co.	
A Vinyl Plastics Inc.	
A Vulcraft Div. of Nucor Corp.	

W

Walker/Parkersburg Div. of Textron Inc.	
A Wasco Products, Inc.	
Wide-Lite Corporation	
Wilson Art	
Wiremold Co.	
Wood & Tower Inc.	

THE CARPENTERS MASONRY...




Looks Like, Feels Like The Real Thing!

Discover the CASTLE ROCK ENTERPRISES Dimensional Fiberglass Masonry Paneling which offers the appearance and feel of brick or stone but does not require costly masonry work. Lightweight 4' x 8' interlocking panels can be installed easily and quickly by one man in any weather. Requires no special footings or wall construction. Prefinished . . . Premortared . . . with 18 patterns and colors to select from. Durable maintenance free beauty . . . available in interior and exterior grades. Provides a low cost method to obtain a look of quality and richness for the construction industry.

Instant Chimneys, Fireplaces and Mantles made of Dimensional Fiberglass Masonry with the look of stone or brick also available.

Available in 18 Patterns and Colors.



Please send me further information on Castle Rock Enterprises, Ltd. Fiberglass Masonry Paneling.

Please have a representative call.

Name _____

Firm _____

Address _____

City _____ State _____ Zip _____

Mail to:



CASTLE ROCK ENTERPRISES, LTD.

88 Hubbard St., Dept. R-10, Winsted, CT 06098

ARCHITECTURAL RECORD

McGraw-Hill, Inc., 1221 Avenue of the Americas, New York
New York 10020
Advertising Sales Mgr.: Louis F. Kutscher (212) 997-2838
Eastern Sales Mgr.: Robert G. Kliesch (215) 568-6161
Western Sales Mgr.: James A. Anderson (312) 751-3770
Assistant Business Mgr.: Joseph R. Wunk (212) 997-2793
Research Mgr.: Camille Padula (212) 997-2814
Classified Advertising: (212) 997-2557

Strict Offices:

Atlanta 30309 J. L. Moran, 100 Colony Square, (404) 892-2868

Boston 02116 Robert L. Tagen, 607 Boylston St., (617) 262-1160

Chicago 60611 James A. Anderson, Robert T. Franden, Edward R. Novak,
645 N. Michigan Ave. (312) 751-3770

Cleveland 44113 Edward C. Weil, III, 55 Public Square, (216) 781-7000

Detroit 48202 David M. Watson, 123 Speer Blvd., #400 (303) 837-1010

Los Angeles 90010 John W. Maisel, 1400 Fisher Bldg., (313) 873-7410

New York 10020 Richard R. Butera, 3200 Wilshire Blvd.-South Tower (213) 487-1160

Philadelphia 19102 Blair McClenachan, 1221 Avenue of the Americas (212) 997-3584

Pittsburgh 15222 Robert G. Kliesch, George T. Broskey, Three Parkway
(215) 568-6161

St. Louis 63011 Edward C. Weil, III, 2 Gateway Center, (412) 391-1314

San Francisco 94111 Richard Grater, Manchester Rd., (314) 227-1600

Seattle 98101 Richard R. Butera, 425 Battery Street (415) 362-4600

Overseas Offices:

Brussels 1050 Galerie Porte de Namur, 22-26, Chaussée de Wavre
1050 Brussels, Belgium

Frankfurt/Main Elsa-Brandstroen Str. 2, Frankfurt/Main, Germany

London 34 Dover Street, London W.1, England

Milan Via Baracchini No. 1, Milan, Italy

Paris 17, rue Georges Bizet, 75 Paris 16e, France

Tokyo 2-5, 3-chome, Kasumigaseki, Chiyoda-ku, Tokyo, Japan

For more data, circle 124 on inquiry card

Red cedar rounds out a restaurant.

When the architect designed the *Don the Beachcomber* restaurant in Dallas, his plans included red cedar shingles inside and outside. To quote his rationale: "The restaurant is a sheltering dome-like form with no demarcation between roof and walls.

"We selected red cedar shingles because they are a warm, natural material that weathers to a color which enhances the spirit of the building.


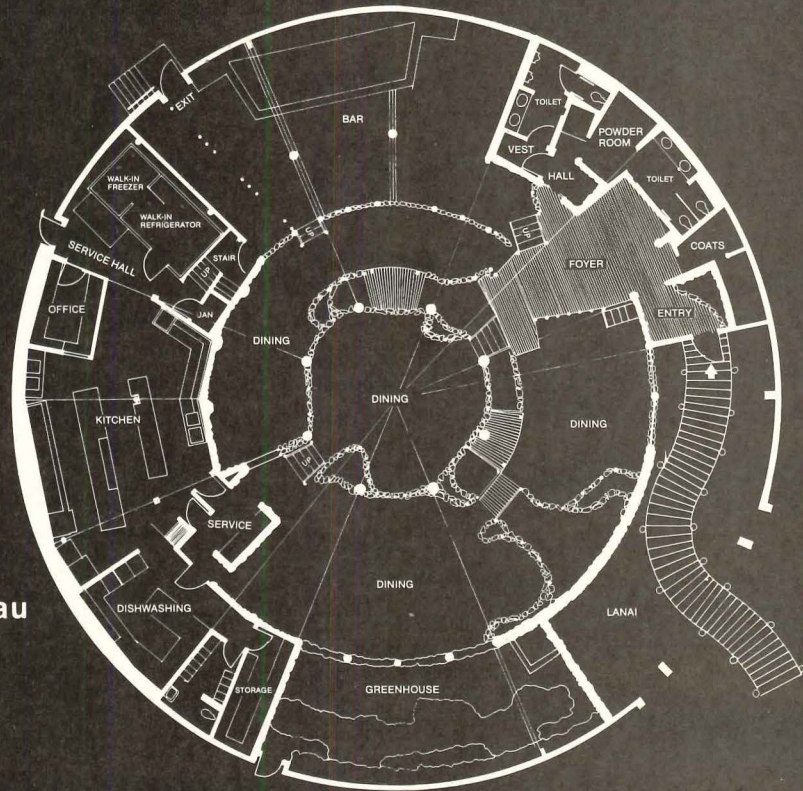
"Red cedar shingles are the ideal material to apply to the convex and concave shapes of the structure."

Next time you're looking for a distinctive interior or exterior covering, consider the product with low maintenance, excellent insulative qualities and unique texture.

Consider red cedar shakes or shingles.

Red Cedar Shingle & Handsplit Shake Bureau

For details and specification guide on Certigrade shingles and Certi-Split handsplit shakes, write us at: 5510 White Building, Seattle, Washington 98101. In Canada, write 1055 West Hastings St., Vancouver 1, B.C.



Don the Beachcomber Restaurant, Dallas, Texas. William Landworth and Associates, Architects.



These labels under the bandstick on cartons of red cedar shingles, handsplit shakes and grooved shakes are your guarantee of Bureau-grade quality. Insist on them.

Potlatch

Lock-Deck®



Space Beautiful

...for homes, churches, commercial and institutional structures.

Lock-Deck is a superior laminated decking designed by Potlatch to free the outer limits of your imagination and work with you to make space beautiful in a variety of ways.

The warmth, charm, and natural elegance of wood: Inland Red Cedar, Idaho White Pine, Southern Pine, Douglas Fir/Larch, and White Fir.

The textural qualities and subtle color tones allow the designer to uniquely personalize his plan. A broad range of



Architect: Cavender/Kordys Associates, Inc., East Point, Georgia

acrylic stains on wire brush, smooth, or saw textured surfaces are available for your selection.

And, Lock-Deck's strength to weight ratio offers the kind of structural freedom that allows the designer to create imaginative structures as diverse as church and home.

So if you're interested in making space beautiful through free play of the design imagination, contact the Western Wood Products division now.

Potlatch Corporation
Wood Products, Western Division
P.O. Box 5414, Spokane, WA 99205
(509) 455-4260

For more data, circle 126 on inquiry card



A palace in the sky in Las Vegas.

ELEVATORS BY DOVER

In a city devoted to the pursuit of happiness, Caesars Palace leads the way. This enormous hotel, with more than 1200 guest rooms, boasts a dazzling complex of lounges, casinos, and restaurants. A recent addition to one of these restaurants, the Palace Court, features a spectacular glass-enclosed Dover Oilraulic Passenger Elevator to move diners between the three levels. For more information on Dover Elevators, write Elevator

Division, Dover Corporation, Dept. A, P.O. Box 2177, Memphis, Tennessee 38101.

Palace Court, Caesars Palace, Las Vegas.
Architect: Marnell Corrao Associates.
Contractor: Corrao Construction Co., Inc.
Interior Design: Franklin Design, San Francisco.
Dover Oilraulic Passenger Elevator sold and installed by Dover Elevator Co., Los Angeles.

DOVER

For more data, circle 127 on inquiry card