



TENT STRUCTURE DRAWN BY COMPUTER FOR INTERAMA AMPHITHEATER, MIAMI, FLORIDA
A NEW CONVENTION CENTER—AND NEW IMAGE—FOR ACAPULCO
CORRECTIONAL INSTITUTIONS DESIGNED TO MEET NEW PRISON REFORMS
TWO UNIVERSITY BUILDINGS BY WOLF ASSOCIATES ARCHITECTS
BUILDING TYPES STUDY: MEDICAL FACILITIES
FULL CONTENTS ON PAGES 10 AND 11

ARCHITECTURAL RECORD

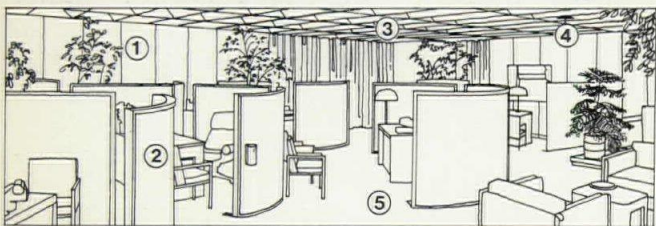
FEBRUARY 1975

2

A MCGRAW-HILL PUBLICATION · THREE DOLLARS PER COPY



New from Armstrong. The first pre-engineered package of products for the open plan office.



**It combines acoustical and
visual privacy, air distribution, and
quality lighting, with good looks, too.**

Until now, you've had to deal with as many as five or six different suppliers to put together the various elements required for a successful open office plan.

Now, Armstrong offers a complete product package that functions well, looks as good as it works, and provides, for the first time, a *single-source responsibility*.

1. Soundsoak™ Wall Panels*

These panels are made of an acoustically efficient mineral fiberboard mated to a soft modacrylic fabric. They can be easily installed on interior walls and other flat surfaces and make a substantial contribution to the control of reflected sound.

Available in a wide choice of modern colors, Armstrong Soundsoak Panels are decorative as well as functional. They're 30" wide and available in either nine- or ten-foot heights.

2. Soundsoak Divider Screens

Screens are an indispensable element in efficient open office planning. They provide effective separation of work

*Patent pending



stations, contribute to acoustical and visual privacy, and add splashes of color to the room. Freestanding and easy to move, they are covered with a tufted-nylon fabric in a wide choice of colors which coordinate with the wall panels. Both curved and straight types are available in five-foot width, and there is a choice of a five- or six-foot height. All models offer a trim selection of either walnut-finished wood or bronze anodized aluminum.

3. C-60/30 Luminaire Ceiling System

The most important factor in open planning is acoustical privacy, and the ceiling is the key element in achieving that privacy. The Armstrong C-60/30 Luminaire Integrated Ceiling System provides not only acoustical efficiency but also other important open plan environmental factors such as quality lighting and draft-free air distribution.

In the 100%-vaulted configuration, using a special 1" Classic Open Plan ceiling board, the C-60/30 System

complies with the GSA PBS-C.1 performance specifications for a Speech-Privacy Potential of 60**.

4. Sound-Masking System

The Armstrong open plan package includes a completely integrated and matched electronic sound system that introduces into the working area sound of the proper intensity and frequency content to help attain the desired level of speech privacy. The system can be "tuned" to provide evenly distributed, nondisturbing background sound to any open plan space.

5. Armstrong Floors

To complete the open plan visual package, Armstrong offers a selection of flooring materials. If carpet is your choice, there is a wide range of colorful Armstrong Commercial Carpets that will add warmth and quiet to any open plan.

Where the practicality of resilient floors is called for, Armstrong Quiet Zone® Vinyl Corlon® is the answer.

**at 10' 6" interzone distance

Thanks to its generous foam-cushion backing, it's both quiet and comfortable.

That's the Armstrong five-in-one open plan package. For more information, mail this coupon to Armstrong, 4210 Rock St., Lancaster, Pa. 17604. In Canada, write Armstrong Cork Canada, P.O. Box 919, Montreal 101, Quebec. *For more data, circle 1 on inquiry card*

Please send me your 16-page brochure and complete information on the Armstrong package of open plan products.

Name _____

Company _____

Address _____

City _____ State _____ Zip _____







There's a lot more to Quiet Zone than meets the eye—or the ear. When you first see it, Armstrong Quiet Zone looks like a modern, attractive Armstrong Vinyl Corlon® floor. But when you walk on it, and feel its comfort, and listen to your footsteps, you might think it's carpet.

Because underneath, Quiet Zone is unlike any floor you've probably ever seen. A thick backing of Cushioncord® vinyl foam muffles footsteps and the clatter of dropped objects. It also cushions feet, for more walking and standing comfort.



You know how important quietness and comfort are. You know how important good design is. And you know how important practicality is.

Quiet Zone is all of that. Its rugged, heavy-duty vinyl surface resists scuffs and stains. Maintenance is simple and economical. And Quiet Zone is available in two handsome patterns, which are richly textured to help disguise traffic marks and subfloor irregularities.

Install Quiet Zone. Listen to it work. More information? Please mail the coupon.

Shh. Quiet Zone™ at work. You know it's vinyl, but you might think it's carpet.



83020 Brown



83021 White



83022 Beige



83023 Gold



83024 Green



83025 Gray-Beige

The Quiet Zone pattern illustrated here is called Grand Central.

For more information, send this coupon to Armstrong, 311 Rock St., Lancaster, Pa. 17604.

Name _____

Company _____

Address _____

City _____ State _____ Zip _____

FROM THE  INDOOR WORLD® OF
Armstrong
For more data, circle 2 on inquiry card

Letters to the editor

I have just read your article on Harvard Square and the Kennedy Library in the December issue of RECORD.

My congratulations in having managed to get across in one article the real complexities of the issues. I also congratulate the magazine for venturing into this kind of article which goes beyond the individual building.

*Theodore Monacelli, AIA
Monacelli Associates
Cambridge, Massachusetts*

I should like to receive tear sheets of your special study "Conservation in the Context of Change" which appeared in the December 1974 issue of RECORD.

I found the published material both useful and enlightening; I feel sure that having easy reference through tear sheets will further this Agency's own work in preservation and rehabilitation.

*Stanley M. Sherman, Chief
Urban Design
District of Columbia
Redevelopment Land Agency*

I have just quickly scanned the December 1974 issue of RECORD. I am extremely impressed with the hard-biting and realistic approach to a problem-area which has too often fostered an excess in sentimental and unfeasible solutions. The living proof of the absolute necessity for American cities to achieve a "continuum of development" is already evidenced in Boston; Philadelphia; Portland, Oregon; Seattle, Columbus, Indiana and many other large and small municipalities.

*Keith Mikelson,
Principal city planner
Land Use Division
Community and
Development Dept.
Detroit*

We think the December issue of RECORD is very good.

And it comes in time to help us with our Federal adaptive use paper—and plotting.

*Lois Craig
Staff director
Federal Architecture Project
Washington, D.C.*

"The Sea Ranch—a Second Look," excerpted from the book *The Place of Houses* by Charles Moore, Gerald Allen and Donlyn Lyndon (RECORD, Nov. 1974, pp. 129-132) is thought provoking and implies the need for a response from those of us who now, ten years later, are responsible for

carrying on the community development and management programs for the Ranch. . . .

It becomes painfully clear as one works with the design review process that, regardless of how hard we may try to expose the owners and their design partners to the philosophy of the Ranch, sensitivity and understanding the Sea Ranch "concept" cannot be legislated into the consciousness of some owner/designer combinations. Nor, in some cases, can it be impressed there during the review process. The action of rejecting plans is fraught with tension for reviewer and reviewee, and the Committee usually finds itself dealing with a situation in which the proposer has expended time, money and long-held dreams in the project presented. The situation is never comfortable, but, in spite of Charles Moore's concerns to the contrary, many plans have been rejected and the rejections have been sustained over vigorous protests and occasional threats of legal action.

In 1972 and again in 1973 The Sea Ranch Association sponsored annual seminars for those owners planning to build. The context dealt with the philosophy of the Ranch, the history of the design efforts expressing it, design activity and the design review process, the construction/contractor process, and the financing of home construction. On each occasion, attendance exceeded two hundred persons, and until the present hiatus in building activity resulting from the Coastal Conservation Zone Act, the seminars were looked upon as a function to be repeated annually.

In 1972, and again now in 1974, the Association's Board of Directors has authorized and financed The Sea Ranch Design Awards program utilizing the services of a distinguished jury. Increasingly, architectural designs were displaying the egocentricity of the designers. By contrast, our locally-held goal, just as Charles Moore and his associates indicated, was for structures which were a part of the land and thus would be relatively inconspicuous in the larger landscape. The three houses pictured in the RECORD excerpt are among the relatively small proportion which can be pointed to as either contrived or as being largely lacking in this design consciousness, understanding and sensitivity. One does not notice the many more successful structures, which are after all what we're all about!

*George W. Wickstead FASLA, AIP
Planning and
development director
The Sea Ranch Association*

Calendar

FEBRUARY

11-13 Contract Marketplace-New York, an exhibition of contract furniture and accessories, Americana Hotel, New York City. Contact: Contract Marketplace, Ltd., P.O. Box 908, Larchmont, N.Y. 10538.

21-23 National Home Improvement Council annual convention, Houston Oaks Hotel, Houston. Contact: Irwin Rosenberg, convention director, P.O. Box 13037, Pittsburgh, Pa. 15243.

28-March 5 Fifty-sixth Annual Convention of the Associated General Contractors of America, Sheraton Waikiki Hotel, Honolulu. Contact: Richard T. Haas, AGC, 1957 E Street, N.W., Washington, D.C. 20006.

MARCH

5-8 Fifth Annual Historic Preservation Seminar of the San Antonio (Tex.) Conservation Society. Contact: Mrs. R. Jean Osborne, seminar chairperson, 511 Paseo de la Villita, San Antonio, Tex. 78205.

6-7 How to Market Professional Design Services seminar, New York City. Contact: Building Industry Development Services, Suite 104, 1301 20th Street, N.W., Washington, D.C. 20036.

9-14 Value analysis workshop, Denver. Sponsored by the AIA, and the American Consulting Engineers Council, with cooperation from the General Services Administration and the Environmental Protection Agency. Contact: Marshall Purnell, AIA, 1735 New York Avenue, N.W., Washington, D.C. 20006.

10-11 Third National Flame Retardance of Plastics Conference, Sheraton Park Hotel, Washington, D.C. Sponsored by the New York University School of Continuing Education. Contact: Miss Heidi Kaplan, New York Management Center, 360 Lexington Avenue, New York, N.Y. 10017.

23-27 Nineteenth Annual Teachers' Seminar, University of Nebraska School of Architecture, Lincoln. Theme: "Women and Minorities in Environmental Design." Sponsored by the Association of Collegiate Schools of Architecture, Inc. Contact: ACSA, 1735 New York Avenue, N.W., Washington, D.C. 20006.

24-April 20 "Creative Collaboration 1975," an exhibit of crafts and sculpture designed for architectural settings. Blaffer Gallery, Fine Arts Center, University of Houston. Sponsored by the Women's Auxiliary, AIA, Houston Chapter. Contact: Mrs. Patti Everett, 2415 Addison, Houston, Tex. 77025.

ARCHITECTURAL RECORD (Combined with AMERICAN ARCHITECT, ARCHITECTURE and WESTERN ARCHITECT AND ENGINEER)

February 1975, Vol. 157, No. 2, Title® reg. in U.S. Patent Office copyright © 1975 by McGraw-Hill, Inc. All rights reserved. Copyright not claimed on front cover and editorial four-color separations. Indexed in Reader's Guide to Periodical Literature, Art Index, Applied Science and Technology Index, Engineering Index, and The Architectural Index. Published monthly except May, August, and October when semi-monthly, by McGraw-Hill, Inc. Quotations on reprints of articles available. Every possible effort will be made to return material submitted for possible publication (if accompanied by stamped, addressed envelope), but the editors and the corporation will not be responsible for loss or damage.

EXECUTIVE, EDITORIAL, CIRCULATION AND ADVERTISING OFFICES: 1221 Avenue of the Americas, New York, N.Y. 10020. Other Editorial Offices: 425 Battery Street, San Francisco, Cal. 94111; 1249 National Press Building, Washington, D.C. 20004

PUBLICATION OFFICE: 1221 Avenue of the Americas, New York, New York 10020. Second-class postage paid at New York, New York 10001 and at additional mailing offices.

OFFICERS OF MCGRAW-HILL PUBLICATIONS COMPANY: John R. Emery, president; J. Elton Tuohig, executive vice president-administration; David J. McGrath, group publisher-vice president; senior vice presidents: Ralph Blackburn, circulation; John B. Hoglund, controller; David G. Jensen, manufacturing; Gordon L. Jones, marketing; Jerome D. Luntz, planning & development; Walter A. Stanbury, editorial.

CORPORATION OFFICERS: Shelton Fisher, chairman of the board and chief executive officer; Harold W. McGraw, Jr., president and chief operating officer; Wallace F. Traendly, group president, McGraw-Hill Publications Co.; and McGraw-Hill Information Systems Co.; Robert N. Landes, senior vice president and secretary; Ralph J. Webb, treasurer.



SUBSCRIPTIONS: Subscriptions solicited only from architects and engineers. Position, firm connection, and type of firm must be indicated on subscription orders.

CHANGE OF ADDRESS or subscription service letters should be forwarded to Fulfillment Manager, ARCHITECTURAL RECORD, P.O. Box 430, Hightstown, N.J. 08520. Provide old and new addresses, zip code or postal zone number. If possible, attach issue address label. Annual subscription prices: U.S., U.S. possessions: \$12.00 for architects, engineers and other individuals in the fields served; others \$24.00. Canada: \$14 for architects, engineers and other individuals in the fields served; others \$26.00. Other countries: \$28.00 to architects, engineers; others \$35.00. Single copies \$3.00.

GUARANTEE: Publisher agrees to refund that part of subscription price applying to unfulfilled part of subscription if service is unsatisfactory.

ASSOCIATED SERVICES/McGraw-Hill Information Systems Co.: Sweet's Catalog Files (Architectural, Light Construction, Interior Design, Industrial Construction, Plant Engineering, Canadian Construction), Dodge Building Cost Services, Dodge Reports and Bulletins, Dodge/SCAN Microfilm Systems, Dodge Management Control Service, Dodge Construction Statistics, Dodge regional construction newspapers (Chicago, Denver, Los Angeles, San Francisco). THIS ISSUE is published in national and separate editions. Additional pages of separate edition numbered or allowed for as follows: Western Section 32-1 through 32-4. POSTMASTER: PLEASE SEND FORM 3579 TO Fulfillment Manager, ARCHITECTURAL RECORD, P.O. Box 430, Hightstown, N.J. 08520.





Owners: Julian Cohen and Daniel E. Rothenberg, Chestnut Hill, Mass. Architects: Sumner Schein, Brookline, Mass. Consulting Architects: Pietro Belluschi and Jung Brannen, Boston, Mass. General Contractor: Barkan Construction Co., Chestnut Hill.

Beautiful structures exposed.

It's the MODUSPAN® concept.

Open, airy space-frames, all from standard production components. Bolted together into a single load-sharing modular truss.

Like the Mall at Chestnut Hill, Massachusetts. Here, Moduspan space-frames form wall and roof structures. They're painted a handsome orange and fitted with bright yellow shades to control sunlight.

Mass-produced Moduspan components are available in 4' and 5' systems, and six durable architectural colors, to help you create beauti-

ful structures. Because they're standard, they reduce architect and engineer man-hours. And eliminate on-the-job delays caused by awaiting custom-designed fabrications.

Attachment of auxiliary items (light fixtures, glass, etc.) is simple, because the entire structure is made up of Unistrut channels.

Moduspan—an infinity of form from five basic parts. UNISTRUT Corporation, Wayne, Michigan 48184.



GTE SYLVANIA

For more data, circle 3 on inquiry card

ARCHITECTURAL RECORD February 1975 5


Go to one of
the seven wonders
of the ancient world...
compliments of Amarlite



Going places
together
with
AMARLITE

**the entrance that protects people from injury
and forced entry problems.**

You can't be injured at the pivot stile. A patented cylindrical pivot design prevents openings between jambs and doors, protecting fingers. *You can't be injured at the lock stile.* Unique vinyl guards depress if fingers accidentally get caught in closing doors. *Forced entry problems are minimized.* The entrance has 2-point top and bottom rods, unlocked only by key. Inset cylinders provide added security. Little wonder, Amarlite Safetyline entrances are preferred by safety, security and insurance organizations.



the wall system that protects people from nature and conserves energy.

Let winds blow. Let it rain or snow. Let the sun glow. The PBS-383 positive thermal barrier system protects people inside from weather outside. Resists thermal transfer through highly efficient barrier. Effects savings in energy costs. Accepts single or double glazing. For low rise or high. Installs from inside or outside.

North by Northwest Building, Smyrna, Georgia. PBS-383 clear anodized aluminum system with silver colored glass. Architect: Thompson, Ventulett & Stainback. General Contractor: Beers Construction Co. Curtain wall Contractor: Binswanger Glass Co.



For more data, circle 4 on inquiry card

Win a Trip for Two to the Pyramids or sites of other Architectural Wonders


See the Pyramids of Egypt—the only wonder of the 7 that exists today. Or take your choice of a trip to the area that created any of the others: Hanging Gardens of Babylon, Mausoleum at Halicarnassus, Shrine of Zeus, Colossus of Rhodes, Temple of Diana at Ephesus, Pharos Lighthouse at Alexandria.

SWEEPSTAKES RULES

1. Fill out entry card below to be eligible for Sweepstakes and free set of 7 Wonders prints.
2. Entries must be postmarked before December 31, 1975.
3. All entries eligible for Sweepstakes Drawing, January 21, 1976.
4. Winner will be notified by mail.
5. This contest is nationwide except where prohibited by law.
6. Winner will be announced February 1, 1976.

FREE! Drawings of 7 Wonders of the Ancient World. Suitable for framing. *

Yours as part of a limited numbered edition, these etchings are a handsome addition to any wall. Each print describes the Wonder's history and architecture. And they're yours FREE with the coupon below. Send for your limited edition set now.



*Available to registered Architects and consulting Engineers

MAIL TO:
AMARLITE/ANACONDA
 MARKETING DEPT., P.O. BOX 1719
 ATLANTA, GEORGIA 30301

Yes, I wish to enter the Amarlite Going Places Together Sweepstakes and receive a set of 7 Wonders of the World Prints.

NAME _____

TITLE _____


COMPANY _____

ADDRESS _____


CITY _____ STATE _____ ZIP _____

AR 275


Cut energy drain with PARABOLUME 3-level lighting



3 lamps



2 lamps



1 lamp*

Parabolume fixtures allow you to reduce energy use significantly and still retain the integrity of your lighting design.

No special fixtures are required . . . just our 2' x 4' three-light Parabolume accomplished the lighting levels illustrated above.

No special ballasts. Standard 40 watt with center lamps tandem wired.



And no fancy or expensive wiring. Only a separate switched circuit.

Best of all, the esthetic results are an intentional part of your interior design. You can achieve the desired illumination without random lamp removals or afterthought "turn offs."

Lighting levels may be changed for different jobs, for different natural ambients, to differentiate spaces, or simply to save precious energy whenever possible. But whatever selection is made will be within the framework of your lighting system design, and your clients will enjoy the low brightness environment of Parabolume lighting.

We believe in the conservation of

energy. With Parabolume we have championed it for 10 years. Specify Parabolume by contacting your local Columbia Lighting Representative or writing us for complete information.

*Here's how it works.

3 lamps: 124 fc at 3.7 watts per sq. ft.
 2 lamps: 83 fc at 2.5 watts per sq. ft.
 1 lamp: 37 fc at 1.2 watts per sq. ft.
 Reflectances: Ceiling .80-Walls .40-Floor .06

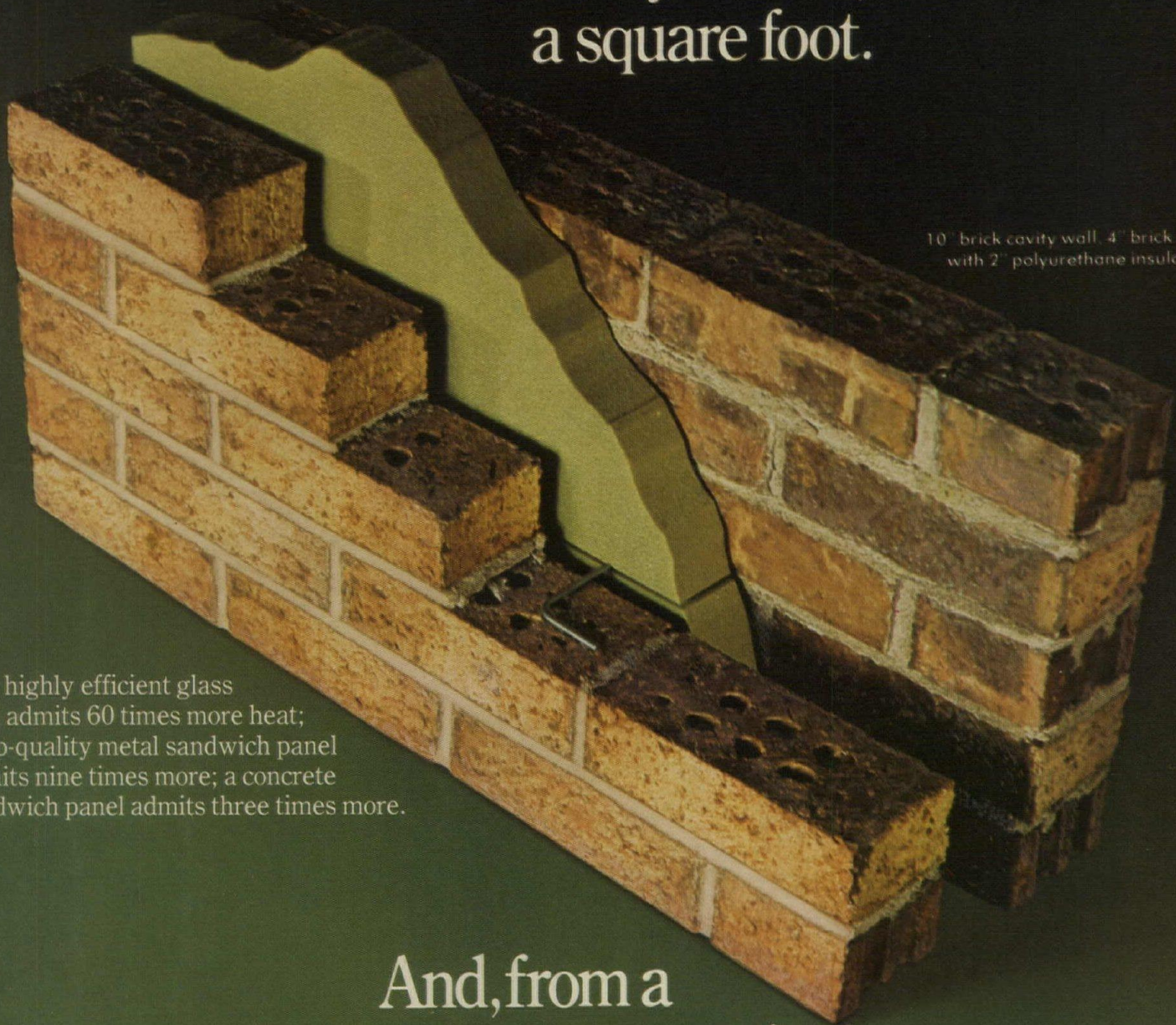
COLUMBIA
lighting, inc.

For more data circle 5 on inquiry card.

North 3808 Sullivan Rd. Terminal Annex Box 2787 Spokane, Washington 99220 Phone (509) 924-7000

A Subsidiary of **GTE SYLVANIA**
INCORPORATED

When its 95 outside,
this brick cavity wall gains heat
at the rate of only .72 Btu/h
a square foot.



10" brick cavity wall, 4" brick units
with 2" polyurethane insulation.

A highly efficient glass
wall admits 60 times more heat;
a top-quality metal sandwich panel
admits nine times more; a concrete
sandwich panel admits three times more.

And, from a
design point-of-view, it's also a
more interesting square foot.

With a U value of only .06, brick
cavity walls provide the most efficient
barrier against solar heat gain in
buildings. A 10,000-square-foot brick
cavity wall gains only 7,200 Btu/h
under summer design conditions,
compared to 440,000 Btu/h for a
double-glazed reflective glass wall.

Brick solves energy conservation

problems inexpensively. In most areas,
a brick cavity wall can be installed
for \$4.50 to \$7.50 a square foot. Price
includes finished interior walls.

If the cavity wall doesn't meet
your design needs, other brick walls
will. All offer similar energy
conservation and none will shatter
your project's budget.

Brick Institute of America, 1750 Old Meadow Road, McLean, Virginia 22101

For informative booklet comparing energy conservation
characteristics of brick with competing systems, please
fill out and mail coupon to:

Brick Institute of America, Dept. EC AR
1750 Old Meadow Road, McLean, Virginia 22101

Name _____

Title _____

Firm Name _____

Street _____


City _____

State _____ Zip _____



For more data, circle 6 on inquiry card

ARCHITECTURAL RECORD February 1975 9



Cover: Proposed scheme for Interama amphitheater, Miami, Florida drawn by computer

EDITOR

WALTER F. WAGNER, JR., AIA

MANAGING EDITOR

HERBERT L. SMITH, JR., AIA

SENIOR EDITORS

ROBERT E. FISCHER
WILLIAM B. FOXHALL
MILDRED F. SCHMERTZ, AIA
ELISABETH KENDALL THOMPSON, FAIA

WASHINGTON EDITOR

ERNEST MICKEL, Hon. AIA

ASSOCIATE EDITORS

GERALD ALLEN
GRACE M. ANDERSON
BARCLAY F. GORDON
CHARLES E. HAMLIN
CHARLES K. HOYT, AIA
WILLIAM MARLIN, for
Programs in continuing education

EDITORIAL ASSISTANT

JANET NAIRN

PRODUCTION EDITOR

ANNETTE K. NETBURN

DESIGN

ALEX H. STILLANO, Director
ALBERTO BUCCHIANERI, Associate
ANNA-MARIA EGGER, Assistant
MURIEL CUTTRELL, Illustration
J. DYCK FLEDDERUS, Illustration
JAN WHITE, Consultant

EDITORIAL CONSULTANTS

EDWARD LARRABEE BARNES, FAIA
JONATHAN BARNETT, AIA, Urban design
GEORGE A. CHRISTIE, JR., Economics
PAUL RUDOLPH, FAIA
Foreign architecture:
L'Architecture d'Aujourd'hui, Paris

McGRAW-HILL WORLD NEWS

RALPH R. SCHULZ, Director
10 domestic and 8
international news bureaus
Bonn, Brussels, Buenos Aires,
London, Milan, Moscow, Paris
Tokyo.

SALES MANAGER

LOUIS F. KUTSCHER

CIRCULATION MANAGER

HUGH S. DONLAN

PUBLISHER

BLAKE HUGHES

THE RECORD REPORTS

13 Editorial

Chick Marshall takes a positive stand
—and some positive actions—
as AIA moves into 1975

4 Letters/Calendar

33 News in brief


Short items of major
national interest.

34 News reports

Eight firms subcontracted with AIA
Research Corporation to develop
solar concepts for housing.
The National Society of Professional
Engineers has lost its anti-trust
case with the Justice Department.
Federal legislation, past and
future, important to architects:
some wins, some losses.
White House report on growth
offers little hope of
immediate Federal action.

40 Buildings in the news

Music Center for
North Texas State University,
Denton, Texas. Milford Jai Alai
facility, Milford, Connecticut (below).
Winning designs for a hypothetical
neighborhood health center.



Robert Perron

43 Human settlements: world news

45 Required reading

49 Office notes

ARCHITECTURAL BUSINESS

**53 The hospital-affiliated
medical office building**

Extended services and special studies
are a way of life for Kaplan/McLaughlin
of San Francisco. Here, Jim Diaz
calls on his experience in design of
medical office buildings and his
participation in AGA seminars on the
subject of design, development and
ownership of such facilities to tell
why this active building type is
different, tricky and rewarding.

59 Building costs

The 1975 Dodge manual for building
pricing and scheduling.

48B—IAF Competition Opens

Entries are now invited for
The International Design Competition for
the Urban Environment of the
Developing Countries focused on Manila.



FEATURES

**89 Housing and a community center
Hannover, West Germany**

It is rare that two separate projects for separate clients can be combined into a single and symbiotic unit. Architect Hans Siegfried Laessig was selected by a church group to design a community center, and by another client to design housing for the elderly and he was able to combine both uses into a single and thoughtful composition.



93 Convention Center in Acapulco

A massive Mexican update of the old-fashioned municipal auditorium, by Pedro Moctezuma, combines commercial and civic functions to produce a financially feasible entity for a lush environment.

**99 Prison reforms are changing
prison design**

Two new correctional institutions—one for a county with special kinds of problems, the other a Federal facility for first-time offenders—indicate how reforms in prison programs are changing the design of certain kinds of facilities.

**109 Designing for university clients:
two projects by Wolf Associates**

109 Addition to the School of Design at North Carolina State University, Raleigh, North Carolina.

114 Office/Classroom Building for the University of North Carolina at Charlotte.

BUILDING TYPES STUDY 471

117 Medical facilities

New legislation affecting channels of finance of health care facilities, new techniques of both care and construction, new approaches to cost control, and many other factors are revising methods and thinking about health care delivery and calling forth new kinds of architectural participation in planning and design.

**118 The University of Connecticut
builds a center for care and teaching**

Vincent G. Kling & Partners design "a place in which to achieve and for progress to take place."



Tom Crane

**122 Griffiss Air Force Base
gets a general-care hospital**

Max O. Urbahn Associates design a composite compact for families on a northern New York site.

**124 Johns Hopkins redevelopment enlists
all disciplines for planning and design**

RTKL Associates play a key role as executive and design architects in centennial revitalization of this Baltimore complex of institutions.

**128 A guidance clinic for the
Children's Hospital of Philadelphia**

Bruce Porter Arneill has solved complex siting and program problems in an attached facility.

**130 Two hospitals unite in a single
facility for child care at the
University of Louisville Medical Center**

CRS know-how in medical and urban programming and design brought together two established institutions wedded to a teaching center.

ARCHITECTURAL ENGINEERING

**81 The engineering discipline of
tent structures**

The possibilities of tensile structure are tantalizing to consider: minimal use of materials and stimulating forms to provide shelter. But some engineering precepts need to be followed if tents are to be efficient in the use of materials and turn out as visualized. Author Horst Berger outlines what these precepts are and shows what some of the exciting potentialities are.

139 Product reports

141 Office literature

194 Record Impressions

200 Advertising Index


202 Classified Advertising

203 Reader Service Inquiry Card

NEXT MONTH IN RECORD

Building Types Study: Low-density housing

The March 1975 Building Types Study will be the first in a two-part series on housing design; it focuses on low-density, mainly suburban housing, giving a large variety of recent projects and completed buildings. Its purpose is to identify some of the basic assumptions that architects have about how housing should be designed, to see how these succeed (or don't succeed) in practice, and to compare recent housing with alternative design principles by residential communities of the past.



POUND WISE

Because a good businessman isn't penny foolish. He expects business-like performance from his carpet. And Pound Wise gives him the rugged durability of 6-ply Celanese PCP Fortrel polyester yarn. Plus the assurance of a 5-year wear guarantee. But there's another plus. Pound Wise has the comfortable, congenial good looks he doesn't expect in a business carpet. Textural, extra-

gant sized rows of quarter-gauge nubby loops. Available in 12 natural colors. This carpet is a wise choice for the man who sets an appreciable value on appearance. For only a few pennies more. Pound Wise is one of five Capital Assets carpets. Rugged commercial carpets for big business. Each different in appearance, for places where appearance is an asset to

business. Capital Assets completes a line of commercial carpets for every installation from the ground floor to the executive suite. Available in every commercial fiber, construction and price range. And all commercial quality, because we make nothing else. Write or call for complete information and specifications.

Fortrel® and Fortrel PCP are trademarks of Fiber Industries, Inc., a subsidiary of Celanese Corporation.

CELANESE **F**ORTREL

SEE OUR CATALOG IN SWEET'S **S**

Because we're committed to commercial quality and nothing else.

wellocarpetcorporation



WELCO CARPET CORPORATION □ P. O. BOX 281 □ CALHOUN, GEORGIA 30701 □ TELEPHONE: 404/629-9276 □ A WHOLLY OWNED SUBSIDIARY OF MANNINGTON MILLS, INC., SALEM, N. J.

Chick Marshall takes a positive stand—and some positive actions—as AIA moves into 1975

"What a swell time to start your term as president of the American Institute of Architects," says William Marshall, Jr. of Norfolk, Virginia.

But it doesn't seem to faze him. Chick, in his year as president-elect (and chairman of the planning committee) had already made plans for some switches in emphasis of AIA programs and budgeting (see below). "And about the time we finished that planning, the recession really began to devastate the profession." Chick's response—well developed though he has been in office scarcely a month—is "an overlay of new priorities to our planning and budgeting.

"We've restudied priorities and restudied the budget. We have put aside some money that we planned to spend—into a 'hold pattern' to make sure that in bad times like this all our planned spending is prudent.

"And we've set up new programs to see if we can find ways to help architects weather the recession. I don't know," says Chick, "whether there is anything that we can do to influence the economic factors that are hurting architects . . . anything we can do in our self-interest without being irresponsible or hurting others. But it's sure a good time to find out."

Clearly and happily, Chick's attitude is an activist one, not a bean-counting one. "This is no time to panic. And it's no time to retract. It seems more important than ever that the AIA be active in helping the individual professional."

The first emergency action was the "Economic Slowdown Charette"

On January 6th and 7th, Marshall chaired an extraordinary meeting of architects, economists, and other advisors "to try to discover whether there were programs we could initiate at headquarters that would have a significant and immediate impact on the profession."

Chick set up this meeting on very short notice so that its recommendations could be discussed at Grassroots meetings in late January and February. A number of specific actions were recommended for the national, state and local levels. Items:

- The Charette pointed up the fact that, while there is clear evidence that a great proportion of the profession is being hard hit by the recession, there are no supportable facts and statistics with which the AIA can approach the Congress and the White House—in the interest of stirring up work or arguing for the release of

impounded funds. Thus, the AIA will immediately (and by the time you read this) have initiated a thorough survey of all firms asking for accurate data. Questions will include work load and work ahead as of January 1st, 1975, compared with the first of 1974; and will ask for a comparison of employees on both dates.

- The Charette recommended, and Marshall will initiate, a joint effort by as many segments of the building industry (including labor) as possible to mount a campaign designed to push for release of impounded funds by the President, and to devise new incentives to spur construction. It is hoped this coalition "will help to resolve such problems as real and artificial material and labor shortages, productivity, restricted equity capital and regressive tax policies which reward the debtor, penalize the saver, and thus deprive the mortgage and construction loan market of the funds necessary for growth and development."

- Because so much Federal money is now flowing to the states and cities in the form of revenue sharing (\$4.5 billion) and community development grants (\$2.5 billion), AIA will promptly prepare a document listing as many valid ways as possible that these funds can be used to improve the environment and quality of living. This document is intended for use by component officials and individual architects in person-to-person contact with state and local officials who are in a position to initiate planning or building projects.

- AIA headquarters will make an immediate study of the best way to conduct a "Build Now" campaign ("Prices will never get lower; the market will never be so competitive") directed at not just public but private decision-makers.

- Further, a major effort will be made to disseminate to appropriate officials—on national, state, and local levels—a newly completed report on "Policies and Economics of Urban Rebuilding," the work of a task force growing from the Institute's continuing efforts towards establishing a national growth policy. This report, not yet released, proposes new institutional structures for a coordinated attack on "dis-investment in our cities."

These national initiatives will be fully explained at Grassroots, with these further recommendations for action at the state and local level:

That each component hold its own Economic Slowdown Charette, and make every ef-

fort to improve and increase their liaison with state and local officials (especially in housing agencies) to urge a renewal of planning and construction effort—especially through (again) revenue sharing and community development block grants.

Finally, in suggesting individual action by the architect, the Charette suggested that professionals express their interest, willingness and (one hopes) expertise in “areas of work beyond the traditional.”

On this page in December, I argued that architects could effectively look for more opportunities in rehabilitation, restoration, or remodeling—“new life for old buildings”—and press harder for interiors work.

The Charette’s suggestions for individual action range further, and include efforts to become involved in more planning activities in their cities and towns, in redesign for energy conservation in older building, in feasibility studies for urban rehab, in consulting work with lenders, in estimating, in space-management studies, in environmental impact statements, in research, in energy and conservation, in post-occupancy evaluation, and in construction management work.

Marshall’s 1975 plans include continuation of priority national programs . . .

For several years, of course, the AIA has been developing strong and effective initiatives on the national level. One thinks of:

- the Institute’s greatly expanded role in testifying on national legislation and, more generally, the highly effective liaison programs with Congress and Federal agencies;
- the Task Force on National Growth Policy (now effectively enlarged to include many other groups in a National Forum). While it was a bitter disappointment when the House refused (by a narrow 204 to 211 vote) to support the proposed Land Use Planning Act which AIA has supported strongly, it and other supporters look forward to renewed efforts this year;
- the deeply detailed study of energy conservation which resulted last spring in AIA’s thoughtful “Energy and the Built Environment: A Gap in Current Strategies”; and a continuing well-manned effort to focus Government interest primarily on conservation rather than primarily on investment in new energy sources;
- AIA’s timely research into the economics of urban rebuilding. This study was reported to the board last month, and a published report is expected soon. This is, of course, exactly the kind of effort which is not only part of architect’s responsibility to the public—it is the kind of effort which can result in productive work of the sort architects do well.

But primarily, the basic push in 1975 will be at the state and local level

“Long before we became involved in ‘emergency overlays,’” says Chick, “and despite our national concerns, I had felt strongly that our major effort should be to expand activities and strengthen productivity at the component level.” Reason: Again, the concept of revenue sharing, and the Community Development Act—programs which, of course, tend to disperse the decision-making, and make it more possible for architects—as informed citizens—to play a role in determining how the money might be spent. So . . .

“What was, and still is planned for 1975,” says Marshall, “is a kind of AIA revenue sharing. We think we’ve learned how to be effective on the national level; and we’re going to try by a combination of staff and local effort to be equally effective at the state and local level.” Specific programs to strengthen two-way communications between AIA headquarters and Grassroots were outlined in his introduction to the 1975 Program and Budget, and include:

New AIA component programs and expanded services to state and local chapters. This year’s AIA budget anticipates “increased travel funding for staff-assistance visits (to help components on particular projects of local or state interest), expanded support for and utilization of the Council of Architectural Component Executives, increased funding for component workshops, clearinghouses at the Institute for state legislation and component programs, preparation of a new component data book, a new task force to study associate membership, and direct technical assistance to components regarding state government affairs.”

A much larger effort is planned at the local level in public relations—an effort that grew from very strong Grassroots interest.

Another effort in the cause of stronger local chapters is CMDC—Component/Member Delivery and Communications System. This in-house study was completed in the late months of 1974, analyzes existing AIA mechanisms and activities such as Grassroots, the national convention, component workshops, and staff visits, and is intended to make maximum use of these events with particular sensitivity to component problems.

Next: “A new generation of service systems for architectural firms is projected for new and continued development in 1975.” This includes a construction cost control system (MASTERCOST), a life-cycle cost system (more and more required by clients), and fee calculation.

Further, “Great emphasis will be given to . . . helping components create a strong, effective, and well-staffed state component—in

every state. This effort will be led by the national officers and directors and staffed by a new deputy administrator for component services.”

Chick Marshall does not—alas for the journalist—have the same style with words as his predecessor. (I mean who else but Arch Rogers could describe today’s conditions as “an economic hermaphrodite [half boom and half bust].” But it is perfectly clear that Chick Marshall does have (happily for the architect) an extraordinary sense of commitment and mission to the profession and to the cause of architecture. Which shows through in the introduction to his year-end report as president-elect:

“In 1975 we will enter the last quarter of the 20th century in an atmosphere supercharged by traumatic alterations of many of our traditional values and assumptions. Having accepted—even anticipated—life in an era of rapid and dramatic change, we have now witnessed drastic swings in economic and political patterns which challenge belief. The violence of these events has caused us to question our ability to even comprehend, much less control, the forces at work.

“Events in which the architectural profession itself has been sometimes embroiled strike at the foundations of our moral convictions. Cheap food, energy, and fuel appear to have vanished overnight. Many believe these will never again be available at similar levels of relative economy. And, with all of this, has come an intensified realization that we occupy a finite planet and that we are approaching its limits.

“Surprisingly, we survive. And, it is possible to perceive a growing national pride in our resiliency and the underlying character and strength it implies.


“The architectural profession appears to have now an opportunity, unique in modern times, to participate in efforts to stabilize and improve our society. We have been early contributors—and are increasingly acknowledged as leaders—in creating a built environment without violating nature.

“So, as we begin the last quarter of the century, as architects, we can and should inaugurate a new commitment, a commitment to help make the next 25 years the period in which man ordered the complexities of civilization and produced the mechanisms for a truly humane way of life—a way of life responsive to the spiritual, material, and social needs of man and providing a broad diversity of economically viable alternatives for each of us.”

Which is, come to think of it, not just careful thought, but pretty stylish writing.

—Walter F. Wagner, Jr.

**Now fire doors
don't have to look
like the devil.**



**Ever-Strait Doors now Certified and
labeled with decorative moldings applied...
from our distributors' standard inventory.**

Ever-Strait's second generation door with decorative moldings applied on the exterior recently passed the 1½ hour Class B Test. The new door now carries a 1½ hour Class B label as does our standard magnetically weatherstripped steel frame in which it was tested.

That means added beauty as well as fire protection for apartments, homes, or wherever building codes require fire protection.

Ever-Strait 1½ hour door (in 2'6", 2'8", and 3'0" sizes) are our standard doors. That means no special ordering; no additional cost or paper work for you. Tenants will appreciate the added fire protection, the feeling of security, the whisper quietness, and the

beauty Ever-Strait offers. Also, builders and owners appreciate the low maintenance and energy saving features provided by Ever-Strait magnetically weatherstripped steel frame entrance systems.

For more information, write Pease Company, Ever-Strait Division, Fairfield, Ohio 45023.



Pease

Ever-Strait Door Systems

depend on Bethlehem

Architectural model of American Center
courtesy of Smith, Hinchman & Grylls Associates, Inc.,
Detroit, Michigan.



Our frame analysis service team can help you determine the most economical steel frame for your building

Our preliminary frame analysis program is part of the broad range of technical and advisory services we offer. The program is designed to help you select the most favorable steel framing system for your high-rise structure. It also enables you to compare steel framing with competitive materials.

Here's how it works. Our District Office Sales Engineer and home office Buildings Group work in cooperation with your consulting engineer to develop a concentrated and detailed budget cost study on the total framing system package for your building. The program utilizes the systems approach and includes all components of the building floor system, as well as wind and seismic/drift control. At the conclusion of the study you are presented with a comprehensive material quantity summary and cost estimate in a convenient, easy to read form. Experience has shown our estimates provide reasonable guidelines for comparative judgements.

Call on us early in the design stage. You will obtain maximum benefit from preliminary framing analysis if you call on us before committing your design to a particular construction material. This allows our framing analysis service team and your structural engineer maximum freedom to develop the most favorable steel framing system for the building under study. And our early involvement during the design concept stage will help minimize design changes later on. Normally about two to three weeks are required to complete a study. However, preparation time varies with the complexity of the building's design.

You have everything to gain and nothing to lose. Our preliminary framing analysis service is absolutely free and carries no obligation. Even

if a steel framing system does not prove competitive with another type construction material, you will have the satisfaction of knowing that you have conducted a thorough frame investigation for your client.

Want more information? Just call the Bethlehem Sales Engineer at the Bethlehem sales office nearest you. His number is listed below. He'll be happy to give you the details on our framing analysis program or answer any questions you may have on steel product applications for the construction market. Bethlehem Steel Corporation, Bethlehem, PA 18016.

phone:

ATLANTA
(404) 522-4918

BALTIMORE
(301) 685-5700

BOSTON
(617) 267-2111

BUFFALO
(716) 856-2400

CHICAGO
(312) 664-5422

CINCINNATI
(513) 381-6440

CLEVELAND
(216) 696-1881

DETROIT
(313) 336-5500

HOUSTON
(713) 224-5311

LOS ANGELES
(213) 726-0611

NEW HAVEN
(203) 865-0833

NEW YORK
(212) 688-5522

PHILADELPHIA
(215) 561-1100

PITTSBURGH
(412) 281-5900

ST. LOUIS
(314) 726-4500

SAN FRANCISCO
(415) 981-2121

SEATTLE
(206) 285-2200

Ask for Sales Engineer.

Bethlehem



E CUBE: A COMPUTER PROGRAM TO HELP YOU MAKE MONEY-SAVING, ENERGY-SAVING DECISIONS.

A THREE-PART LIFE CYCLE ANALYSIS—

1. ENERGY REQUIREMENTS.

E CUBE computes the hour-by-hour energy requirements of your building or planned building for an entire year—taking into account U.S. weather data, solar loads, building design, operating and occupancy schedules, and other operating factors. It sums them coincidentally—for single or multiple zones, even multi-building projects. And there's an easy manual check for every calculation.

2. EQUIPMENT SELECTION.

E CUBE lets you build, on the computer, a model of an energy system. Lets you "operate" that system so you can evaluate its performance. E CUBE can simulate many systems for you to compare—from all-electric to total energy, or any combination along the way—so you can choose the one that works best for you.

3. ECONOMIC COMPARISON.

E CUBE compares the total operating and capital costs of each system you study—takes project life and equipment life into account, provides for irregular and replacement expenses, and ranks the systems comparatively for life cycle costs.

E CUBE is accurate. There are other computer programs in this field, but E CUBE is by far the most advanced and has the experience of thousands of runs made by the American Gas Association member companies, industry, and people in private practice. The U.S. government is among the many successful users of E CUBE.

E CUBE is fast, private, moderately priced. When we say it's private, we mean you give your information directly to the computer. Your project data and the results are never seen by any third party. E CUBE is available to you through the Cybernet® System of Control

Data Corporation, with installations in 44 major cities. Of course, we stand ready to provide assistance at your request.

An energy saver for new buildings and existing ones. Whether you're in the construction-planning stage, remodeling, upgrading and replacing old equipment, or simply want to check your building's efficiency, E CUBE can help you make the right decision. Right financially and right for conserving America's energy.

Helps you prepare many required reports.

Here's another reason you'll find the impartially, statistically calculated results of E CUBE a tremendous help. It provides information for environmental impact statements, cash flow projections required by senior lenders, and is useful in profit planning.

For further information, mail in the coupon below or telephone Ken Cuccinelli, American Gas Association, (703) 524-2000.

Kenneth T. Cuccinelli
Manager, Gate/Energy Systems
American Gas Association
1515 Wilson Boulevard
Arlington, VA 22209



Name _____


Organization _____

Address _____


City _____

State _____ Zip _____


**ENERGY CONSERVATION
UTILIZING BETTER ENGINEERING.**

AGA American Gas Association 

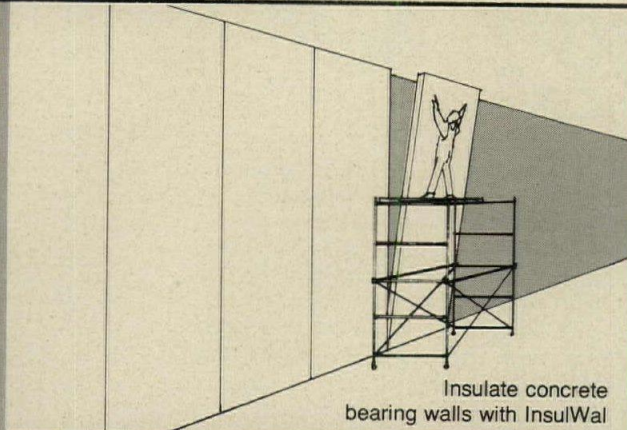
For more data, circle 9 on inquiry card



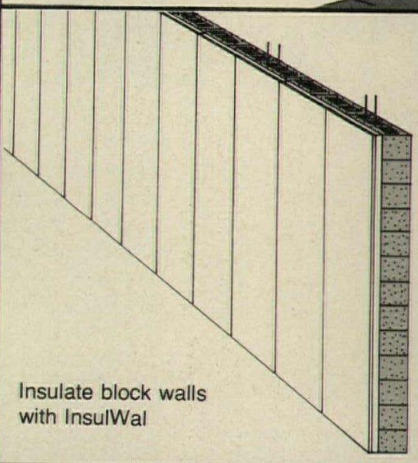
Insulate load bearing brick with InsulWal



Insulate roof decks with InsulRoof




Insulate concrete bearing walls with InsulWal



Insulate block walls with InsulWal

INSULATE A BETTER WAY with InsulWal and InsulRoof



InsulWal provides a finished, insulated wall in *one step* on bearing walls of concrete, brick, block or steel. Your building gets a better interior, installed faster, *for the same cost of your drywall contract plus insulation!*

InsulWal complies with new fire codes, provides an outstanding vapor barrier, and has no surface nails or screws, which eliminates costly nail pop problems. This proprietary system is completely free from field gluing delamination and mold growth problems common to glued-on polystyrene systems. A continuous insulation shield eliminates "thermal shorts" caused by studs.

InsulWal offers the widest range of choices in wall "R" values. Thinner walls are possible because it is the most efficient insulation made. This creates more "free" space to use or lease, and yet they are stronger than other systems.

InsulRoof is available for non-combustible decks, as well as metal and wood decks.

For detailed literature write PanelEra, 3447 South Main Street, Salt Lake City, Utah 84115 (801) 486-3474.

**PANEL
ERA**
3447 South Main Street
Salt Lake City, Utah 84115 (801) 486-3474

For more data, circle 13 on inquiry card

Fire containment specialist.



Call on the brick and block wall specialist to give your buildings added fire protection.


Drywall elevator shafts and stairwells can collapse in a fire. Steel loses its load-carrying capacity when temperatures rise above 1000°F.

Glass and metal curtain-walls can shatter or melt.

Brick and block walls won't burn, melt, buckle or disintegrate. No matter how hot the fire. Good reasons for masonry stairwells, masonry protective compartments, and masonry firewalls on every floor of your building.

No one can prevent all fires from starting, but the bricklayer, working with brick and block, can keep them from spreading.

Brick and block. Some of the best fire protection your building can get.



International Masonry Institute
Suite 1001, 823 15th Street, N.W.
Washington, D.C. 20005

AR

Send me information on the fire safety advantages of brick and block.

Name _____

Title _____

Company _____

Address _____

City _____ State _____ Zip _____

Nature of Business _____

For more data, circle 14 on inquiry card



Introducing

avanté

single handle fittings

BY PRICE PFISTER
Write for fully illustrated brochure.

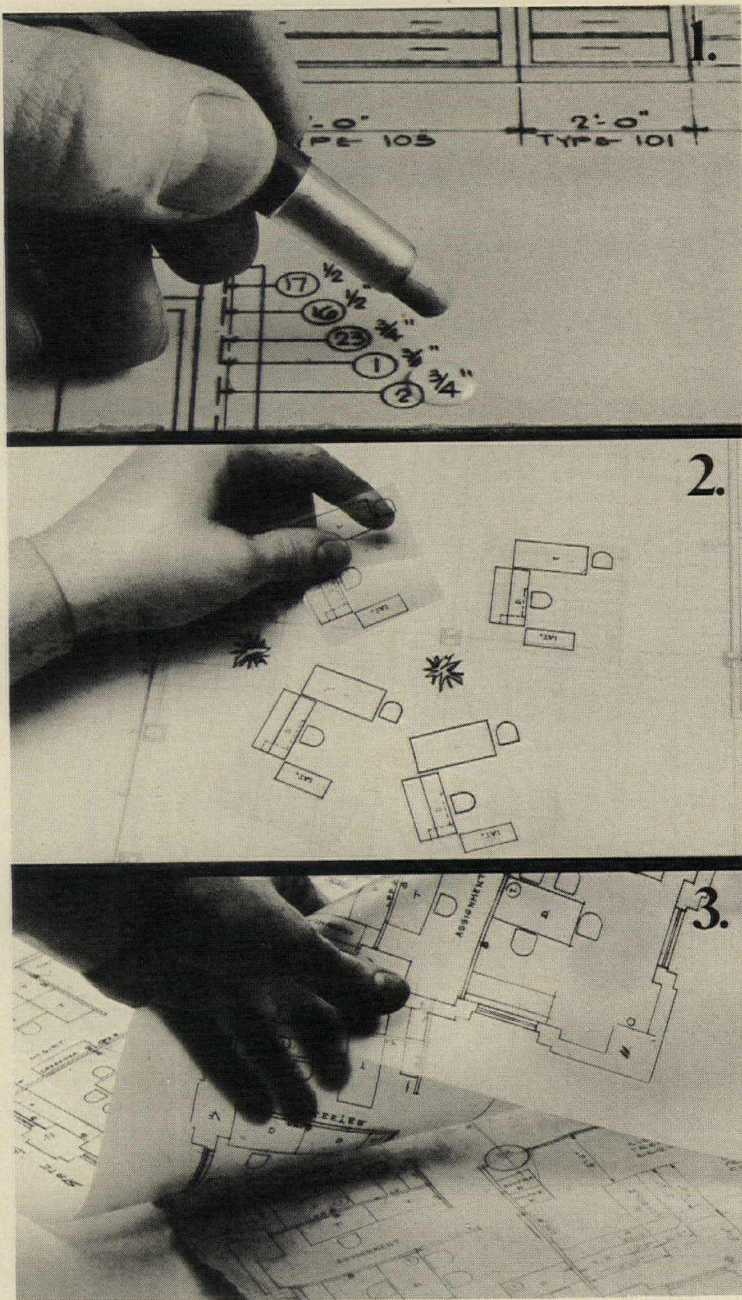


PRICE PFISTER Manufacturers of Plumbing Brass Pacolma, Calif. 91331 • Subsidiary of Norris Industries



For more data, circle 15 on inquiry card

Avoid that drawn-out feeling.




Shortcuts with Kodagraph materials can save hours of drafting time, job after job. **1.** Revising a drawing? Don't retrace the whole drawing. Make a second original on Kodagraph wash-off film. Wet-erase unwanted details. Then draw in the revision. **2.** Need to repeat the same design element a number of times? Don't draw it over and over again. Draw it once. Then make as many Kodagraph film or paper copies as you need. **3.** Restoring an old drawing? Don't redraw. You'll strengthen lines and drop out stains by making photographic reproductions on Kodagraph film. For more information on photoreproduction techniques, write Eastman Kodak Company, Business Systems Markets Division, DP5756, Rochester, N.Y. 14650.

**Kodak products
for drawing reproduction.**

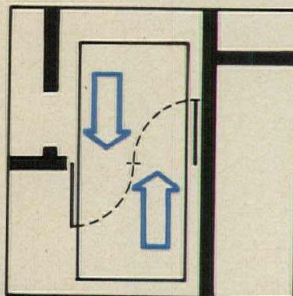

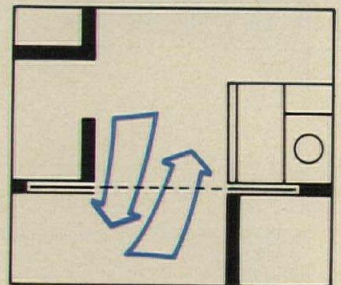


For more data, circle 16 on inquiry card

No one knows of hospitals

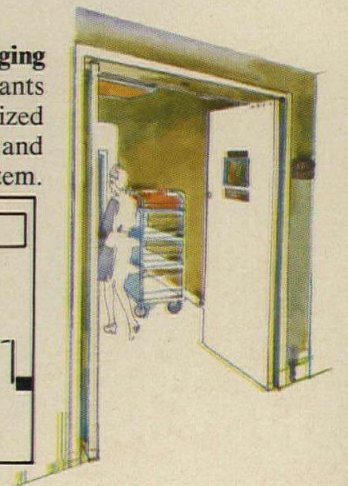
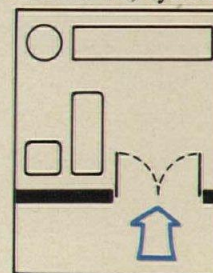


Space-saving Stanley Auto-Slide® doors move traffic safely, swiftly, through busy corridors or emergency areas. May be activated by Magic-Door® push plates, photoelectric controls, pull cords, Magic Carpet® electrical controls, other means.




Stanley's unique, new Double Egress Fire Door normally opens, closes automatically. In case of fire or smoke, it shuts automatically, can only be manually opened.

Automatic swinging doors help restrict contaminants from vital areas in a mechanized SPD (supply, processing and distribution) system.


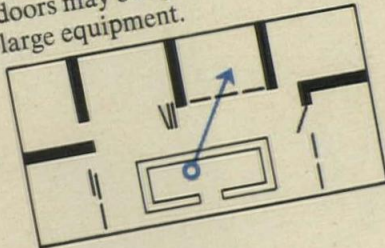


...e ins and outs ...ke Stanley.

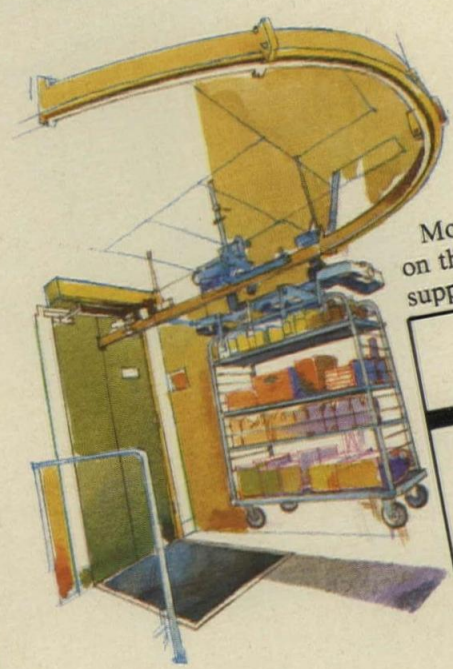
Efficient, practical, inviting — Stanley automatic entrances welcome patients, visitors, keep traffic flowing.




For intensive care and coronary care units — Stanley's versatile manual sliding door. Can also swing open. Or entire wall of doors may be opened to move large equipment.



Mercy Hospital's McAuley Building, Buffalo, N.Y., has 68 automatic doors. All by the Stanley Magic-Door people, world leader in quality automated doors.



Trouble-free Stanley doors play an integral role in Automatic Cart Transportation Systems. More and more hospitals rely on the mechanical handling of supplies and materials.



STANLEY[®]
helps you do things right

Stanley Door Operating Equipment, Division of
The Stanley Works, Farmington, Conn. 06032

For more data, circle 17 on inquiry card

ARCHITECTURAL RECORD February 1975

There's more

More to choose from. More coming all the time. An enormous selection of tasteful furnishings products and styles. With two new divisions helping to make Simmons more than ever before, the one complete source for original interiors. Our International Division facilitates selection and delivery, world-wide. Contact Simmons, to do more for you.

Simmons Contract coordinates total interiors for health care, innkeeping and educational institutions, drawing on the resources of all Simmons partner companies. In addition, the company has its own comprehensive lines of institutional furnishings, beds, bedding, chairs, Hide-A-Bed sofas, office furniture, case goods and carpeting. **Contact** Bob Costello, Chicago (312) 644-4060.

Hausted manufactures every type of patient handling equipment for the health care field. Transporting traction, emergency and patient room equipment. Including the Tractionaid Unit and the Inval-aid chair. A leader in the development of coronary and intensive care units. **Contact** Art Murphey, Medina, Ohio (216) 722-1515.

Raymor/Richards, Morgenthau presents the largest collection of distinctive contemporary decorative accessories, anywhere. Selection ranges from specialty furniture, lamps, wall decorations, clocks, sculpture, art and craft related products of metal, wood, ceramics and crystal. **Contact** Everett Winters, Ridgefield, N.J. (201) 941-0220.

Symbolic sofas and chairs have long been recognized as superior products combining excellence of design and superiority of workmanship. In traditional and transitional styling, many with Beautyrest Comfortorc construction. **Contact** Todd Colvin, La Grange, Illinois (312) 352-9110.

Thonet chairs, tables and sofas exhibit a unique sturdiness of construction and integrity of design that recommend them for use in hotels and motels, schools, health care institutions, offices and cafeterias. Styling ranges from traditional bentwood to Bauhaus classics and contemporary metal, wood and upholstered seating as well as case goods and custom built-ins. **Contact** Jim Riddering, York, Pa. (717) 845-6666.

Selig is a leading maker and importer of classic contemporary upholstered furniture. Of current interest are several new lines of chrome and glass chairs, tables and étagères. In addition, the company markets SleepOver convertible sofas. **Contact** Bob Wexler, Leominster, Mass. (617) 537-9111.

Katzenbach and Warren is the only authorized maker of Williamsburg® Wallpaper Reproductions—each, in design and colorway, a faithful reproduction of original antique documents in the Williamsburg collection. In addition, the company offers a wide range of traditional and contemporary roller-printed wallpapers, cork laminate papers and woven textures imported from the Orient. **Contact** Charles Salembier, New York (212) 759-5410.



at Simmons.

Moreddi imported and domestic avant-garde furniture represents the finest in new design and new materials. Chairs, tables, lamps and accessories all have a distinctive contemporary appeal that makes a strong design statement in residential and institutional use.
Contact Ed Frank, Ridgefield, N.J. (201) 941-0220.

Artisan House creates works of art for interiors and exteriors of private residences and institutions. In bronze, brass, steel, stone and aluminum. Each piece is of gallery-original quality, offered in limited multiples. For table top collections, decorative wall sculptures or large free-standing exhibits. **Contact** Curt Freiler, Los Angeles (213) 664-1111.

Greiff domestic and imported fabrics hold a position of design prestige. In addition to traditional and contemporary fabrics for draperies, and upholstery, the company offers coordinated wall coverings, carpeting, area rugs and Beautyrest Masterpiece bedding. The E.C. Carter division distributes curtains, sheers and casements of exquisite beauty and variety.
Contact Dick Johann, Port Chester, N.Y. (914) 939-6200.




Debu/Flair markets an extensive collection of upholstered sofas, chairs and convertibles, notable among them the outstanding KT Furniture group. Their styling and striking fabric selections make them a handsome addition to home or institution. **Contact** Bob Schnair, Los Angeles (213) 637-0101.

Bloomcraft brings together a handsome assemblage of fabrics, bedspreads, decorative pillows, draperies, casements and imported sheers at attractive prices. An excellent source for a completely coordinated scheme.
Contact Don Beittel, New York (212) 683-8900.

For more data, circle 18 on inquiry card

SIMMONS COMPANY Domestic Divisions and Affiliates: Symbolic • Contract • Juvenal • Products • Hausted • Thonet • Greiff • Bloomcraft • Katzenbach and Warren • Raymor/Richard • Morgenthau • Moreddi • Selig • Artisan House • Debu/Flair • American Acceptance • Corin • Casket • York-Hoover • Elgin Metal Casket □ International Operations: Simmons Limited, C. S.A. • Simmons de Argentina S.A.I.C. • Simmons Bedding Co., Pty. Ltd. and V.S. Wright & Sons Ltd., Australia • Sleepzee Limited and Warner & Sons Limited, England • Cie. Conti S.A. de C.V. Mexico • Cia. Italiana Simmons • Simmons Japan Limited • Compañía Simons S.A. • Industrias Raphael Musetti, S.A., Brazil • Simmons Inc. Puerto Rico • Simmons de Venezuela C.A., Venezuela.





The year: 2005 / The N-R-G Flor: 1975

We're not talking about all those fancy gadgets— the technological advances we expect by the year 2005. Yes, Inryco® N-R-G-Flor—for complete energy distribution—will have adequate capacity to provide for them... but that's not new. Here's what is: long-term flexibility to meet changing requirements... economically.

Over a period of 30 years, this hypothetical office area will have seen a dozen or more major changes in its layout. Hundreds of individual work stations will have been relocated, maybe several times. And every relocation will have meant another revision in the supply pattern for power and communications services.

Traditional methods would have required costly coring of the slab and the installation of an insert each time a new power or communications outlet was needed. During 30 years this would have cost many thousands of dollars and caused considerable nuisance.

Inryco N-R-G-Flor saves these thousands and minimizes work-interruptions by placing low-cost "preset" inserts on any practical module across the entire floor area during construction. Both power and communications services are available at these locations throughout the life of the building. Activation is simple enough not to require highly skilled workmen or specialized tools.

There are many other features that can't be dealt with here: the Railway Bottomless Trench that insures ample future capacity, the savings possible with composite beam design, the fast construction, the design assistance we can give... and the single-source responsibility that simplifies your job.

We'd like to give you more facts about N-R-G-Flor, so we've prepared an informational kit that tells all about it. To get yours, simply fill out and mail the coupon. Send it in today.



Both power and telephone service are available at each location. Flush service fittings give access to recessed outlets in preset inserts installed over cells. Center cell carries power lines. Two outer cells carry telephone and other communications.

Inryco Cellufloor® panels, placed on architectural module, serve as the secondary feeder, carrying power and signal lines from trench duct to preset inserts. Inryco fluted panels are used between Cellufloor panels for economy.

Shear connectors, welded through deck to structural frame, allow slab and beam to act compositely. Hi-Bond® lugs in deck webs allow deck to act compositely with concrete fill.

Preset inserts are installed over deck holes pre-punched in any predetermined modular pattern. Some inserts are activated in the initial layout. Others can be activated at any time during the life of the building.

When service is no longer needed, because of office changes, the "self-abandoning" service fitting can be turned to the closed position.

Non-activated inserts can be located through carpet or tile. Concrete over top hole cover is easily broken up and the cover removed for access.

Rail-Way™ Bottomless Trench Duct, the primary feeder, runs across floor deck, carrying power and communications lines from the service closet. Wires enter cells through pre-punched holes in the deck.

INLAND
RYERSON

A member of the **INLAND** steel family

**Inland-Ryerson Construction
Products Company
Dept. B, 4033 West Burnham Street
Milwaukee, Wi 53201**

Send me the informational kit on Inryco N-R-G-Flor.

Name _____ Title _____

Company _____

Address _____

City _____ State _____ Zip _____

5-21-1

For more data, circle 19 on inquiry card



The more you have to put up, the less you should have to put up with.

Monumental ceilings can cause monumental headaches.

So many things have to work together just right: the ceiling panels, the lighting fixtures, the air diffusers, the acoustical insulation, the subcontractors. Especially the subcontractors.

When everything comes from different sources, the chance for monumental foul-ups goes up.

Enter the Alcan Planar® Ceiling System. A total system. Complete

and uncomplicated. Because you can specify the panels, the fixtures, everything, from one source.

From Alcan. You can even specify polywrapped acoustical blankets for pools or food processing plants.

Everything is worked into our ceiling system, so you'll have fewer limitations to work around. Just light-weight, durable, maintenance-free Alcan aluminum that gives you the freedom to execute a monumental idea. Beautifully. And the silicon polyester finish of

the Alcan Planar Ceiling lets you carry a total design concept through to exterior soffit treatments.

If you want less to put up with, you ought to look at our Planar Ceiling System. Write for details to Alcan Aluminum. Dept. IA. Box 511. Warren, Ohio 44482. Or check specification information in *Sweet's Catalogue*, Section 13.5.

Alcan Building Products
Division of Alcan Aluminum Corporation 

For more data, circle 20 on inquiry card

Future construction contracts totaled \$6.18 billion in November 1974 declining 20 per cent from one year ago, according to the F. W. Dodge Division of McGraw-Hill Information Systems Company. Most of the drop was concentrated in housing and electric power facilities. A strong level of nonresidential building was a small bright part of the report, however, with these contracts totaling \$2.6 billion for industrial, institutional and other projects. By the end of the 11-month period reported, the value of 1974 contracts for all types of new construction reached \$85.9 billion, 8 per cent less than the comparable 1973 period.

Initial steps to activate the new National Institute of Building Sciences are underway, with nominations for the Institute's board of directors being prepared for submission to President Ford for his final selection. When the board is confirmed by the Senate, the new organization will take effect, charged with evaluating and recommending on the use of new technology in housing and building regulations.

The National Society of Professional Engineers has lost its antitrust case with the Justice Department. In U. S. District Court in December, NSPE was found guilty of price-fixing in maintaining a fee schedule which prohibits members from bidding competitively. NSPE is expected to appeal to the Supreme Court. Details on page 34.

The biennial White House report on national growth, submitted in December, is much criticized. The report, available from HUD, carries no recommendations. It is said to pose the multiple problems nicely, but fails to outline a definitive course of action. Details are on page 34.

Executive-branch support of competitive bidding by architects again threatens Federal selection rules. In a recent letter submitted to Congress, the Office of Management and Budget (in the Executive Branch) reiterated the Administration's strong support of legislation that would establish competitive bidding procedures for procurement of A-E services by the Federal government. It is expected that bills on this subject will be introduced in this Congress in an attempt to undermine the Brooks bill, which protects the traditional selection process.

Housing activity promises to climb slowly in 1975, according to the Mortgage Bankers Association of America. Director of Economics John M. Wetmore recently stated, "The low point will be reached sometime during the winter, probably not much below the 990,000 annual rate of housing starts recorded for November 1974. During 1975, housing will again play a role in leading the economy out of a recession."

An environmental study concludes the Kennedy Library would have "negligible impact" on Cambridge, Mass. The 600-page study draft by C. E. Maguire, Inc., a consulting firm, states that the library by I. M. Pei and Partners (RECORD, December 1974, page 98) would have an insignificant impact in such areas as parking, air and noise pollution, and vehicular and pedestrian traffic. A public hearing on the draft report is scheduled in Cambridge during the week of February 10; citizens' groups are expected to address the matter in court. The library has been delayed for 10 years during a prolonged controversy over site selection.

Developers are not building to meet the demand for apartments in major markets, according to the Society of Real Estate Appraisers. Experts in the field are predicting permits to build rental units will be at the lowest level since 1960-61. Contributing to the apartment squeeze is the high rate of rental units being converted to condominiums. According to some developers, rents may triple over the next three years, eclipsing price rises in fuel, food and utilities.

Leon N. Weiner of Wilmington, Del., has been elected president of the National Housing Conference, Inc., a public lobby group for better housing and community development. Mr. Weiner is past president of the National Association of Home Builders, and was appointed by President Johnson as a member of the Kaiser Commission for Urban Housing.

The Red Cedar Shingle & Handsplit Shake Bureau has announced the deadline for its 1975 awards program is May 26, 1975. Co-sponsored by the AIA, the program is open to architects in the United States and Canada who have completed a project—using cedar shingles and/or shakes—after January 1, 1970. For further information, contact the Bureau at 1143 Washington Building, Seattle, Wash. 98101.

Ralph Monroe Parsons, founder of the Ralph M. Parsons Company, died December 20, 1974, in San Marino, Cal. He was 78 years of age. Mr. Parsons was the founder of an engineering-construction firm operating in 30 countries, and was a force in creating the AID-industry program to assist underdeveloped nations.

Nicholas Satterlee, 59, a Washington, D.C., architect specializing in rehabilitation, died November 16, 1974. Mr. Satterlee was well known for his work in rehabilitating historic landmarks, especially in Washington, and his work included plans for the old Executive Office Building and Logan Circle, both as yet to be started. He was past president of the Washington Chapter, AIA, and a Fellow in the Institute, as well as chairman of the awards jury for the Committee for a More Beautiful Capital.

White House report on growth held disappointing

The long overdue biennial White House report on national growth and development was submitted to Congress in December, stating in nearly 50 pages the dimensions of troublesome issues and concern over the impact of future growth on the quality of American life.

For those who read it through carefully, however, it evoked no feeling of a firm Administration policy on the subject; in short, it posed the multiple problems nicely but failed to outline a definitive course of action to meet them head-on.

This report, available from HUD, carries no recommendations so designated, but lists conclusions which insist the Domestic Council (now headed by Nelson Rockefeller) at the White House continues to search for ways in which the executive branch can improve policy and coordination.

Here is one sentence from the summary of these conclusions:

"There appears to be a growing awareness that just as there is a need for better coordination of legislation by the executive branch, Congress should continue its efforts toward developing, by whatever mechanisms it judges suitable, procedures affording a more coordinated Congressional approach to consideration of legislation which involves assessing relative priorities of policies and the interrelationships of programs, especially in view of potential impact of patterns of growth."

Much of the report runs in this vein.

After concluding that planning is only a first step toward action, it says the time has arrived for Federal assistance programs to give increased attention to supporting the basic capacity of local officials to de-

velop community programs and implement and evaluate them. Toward this end, it states there must be a Federal policy to improve and expand public sector skills in budgeting and finance, information systems, public program administration, and the techniques of economic growth analysis.

Describing influences on local decisions, the report explains that in fiscal 1973 Federal outlays totaled more than \$215 billion, affecting state and local growth patterns. There are seven major activities at the Federal level with an effect on growth; procurement of goods and services, direct and indirect Federal construction of public works, location and employment levels of Federal installations, grants and loans, taxation, credit and regulations.

The White House feels that in the broadest sense there is a need for re-adjustments rather than fundamental changes in local, state and Federal policies related to growth. There appears to be no great demand, it adds, for massive programs to relocate business or induce large population shifts. But noted was "a strong and persistent public demand to raise the quality of life of people where they live now."

Livable, safe inner city neighborhoods; more orderly, lower cost new developments in suburban areas, and adequate, well-served rural communities are public preferences characterized as the driving forces behind the growth issues of the 1970's.

A HUD spokesman told newsmen at a briefing on the report that it doesn't say we should have no growth policy but that if and when one comes, it will have developed over a long period of time and as a result of many issues.

Engineers lose court case over fee schedule

The National Society of Professional Engineers lost its case in U. S. District Court in December when Judge Lewis Smith, Jr. issued a 16-page ruling which found the 69,000-member organization guilty of Federal antitrust law violation. NSPE was expected to appeal.

The Justice Department began its suit two years ago, accusing NSPE, and other design organizations, of price fixing actions encouraged by their codes of ethics. Government lawyers argued during the NSPE trial that the Society's fee schedule provisions served to keep its

members from bidding competitively.

Following the court ruling, Leslie C. Gates, NSPE president, issued a statement. He said, "We are naturally disappointed that Judge Smith has found that NSPE's opposition to competitive bidding for engineering services is in conflict with the antitrust law. However, we remain of the firm view that our position is supported by reason and sound public considerations, and we will carry these convictions forward through an appeal of the decision to the Supreme Court."



Belgium town votes on how to renovate cathedral

The small Belgian city of Nivelles, 20 miles south of Brussels, recently took a novel step in letting the townspeople have an active say in how the city's chief landmark should look. The question was what the town should do with a bombed out 12th century cathedral which originally had a squat, Romanesque spire replaced in the 19th century by a gothic tower. Should the town replace the familiar gothic tower or reconstruct the original Romanesque spire more in keeping with the rest of the building?


The Nivelles Cathedral (shown above in a 1970 photo) was heavily damaged by German bombs in 1940, and since the end of the war the city fathers, with the help of national architectural experts, have been trying to solve this problem with little success. Finally last year they hit upon the idea of letting the citizens decide in a local referendum.

Despite fears that interest would not be high enough to get


people out to vote in large numbers, an astounding 61 per cent of the city's residents turned up, opting for the more horizontal, Romanesque spire (lower right) by a margin of 50 to 39 per cent. The others voted for holding an international design contest for a contemporary tower.

The architects for the winning Romanesque design, and the others as well, were Maurice Ladriere and Simon Brigote, both from Nivelles. Work on the lower part of the cathedral is in progress now, having begun in 1971. Construction of the spire must await completion of other work as well as formal approval of the city's decision by national authorities in charge of historical monuments, though it is considered certain they will approve the choice of the townspeople.

In any case, city authorities say the work will continue in an uninterrupted manner, with construction of the tower most likely beginning in late 1976.



Raquel Rabinovich



Glass sculpture in New York's SoHo

The Susan Caldwell Gallery, 383 West Broadway, New York City, is showing sculpture by Raquel Rabinovich through February 25.

The large-scale sculptures, one of which is shown here, are constructed of 3/8-in.-thick gray plate glass. The one shown measures 8 feet high by 6 feet wide, and is 3 feet deep.

Ms. Rabinovich is represented in public collections.

Lawyers will specialize in liability cases

The legal profession took a first step toward formal specialization within its ranks in November as a group of 22 lawyers from nine states established the American Board of Professional Liability Attorneys, with its headquarters in Detroit.

Of particular significance to the medical and architect/engineering professions, the national organization will certify attorneys it deems competent to represent plaintiffs and defendants in professional liability trials. Medical malpractice suits account for 90 per cent of such cases; suits brought against architects and engineers are the second most numerous.

"Unhappily, nationwide it still remains the general rule that a law school degree and a successfully passed bar exam are the only criteria for declaring a person competent to prac-

tice in nearly any aspect of the law," explained ABPLA president Lawrence S. Charfoos, who specializes in medical malpractice litigation. "The facts are that lawyers do specialize, yet the general public all too often must rely on luck in retaining an attorney adequately trained to handle particular legal needs."

ABPLA, which grew out of discussions between physicians and attorneys at a joint American Medical Association-American Bar Association conference last summer, expects to immediately certify some 200 to 500 attorneys who have at least 10 years legal experience and have tried a minimum of 10 professional liability cases before juries. Lawyers not meeting these qualifications may gain certification through a comprehensive screening process.

AIA looks back, ahead on Federal legislation

Attempting to set a priority on the importance of Federal legislation to architects and engineers becomes frustrating when the diversity of practice is considered; but organized architects, through the American Institute of Architects, do put more emphasis on some bills than others, guided by the decisions of the AIA board.

Last year great interest centered on land use and urban development, interest stimulated by the personal concern of AIA past-president Archibald Rogers, who brought the issues to a new focus in the National Forum on Growth Policy. It was a bitter disappointment during the summer when the House of Representatives refused to vote a rule for the proposed Land Use Planning Act which AIA had supported so strongly. Proponents of land use planning came close—vote on the rule was 204 for, 211 against. And without a rule there could be no debate on the bill.

Now, AIA and those others who worked so strenuously for a statute that would at least guide the country into a new land use policy, are looking forward to renewed efforts this year. A new bill has been introduced and others will follow; a totally new complexion in the 94th Congress which convened January 14 was thought to be a plus for this legislation but the National Growth and Development report (see item, page 34) transmitted to Congress by the White House late in December held little hope that strong backing from the Administration could be expected.

A bill that did pass, omnibus housing, contained a section setting in motion the formation of a new National Institute of Building Sciences (see Perspectives, page 14), a highly significant development for architects and engineers. Congress felt the time had come for establishing a non-Federal entity as an authoritative national source to make findings and advise with respect to use of building science and technology in achieving nationally acceptable standards and other technical provisions for use in all building regulations.

Other sections of the bill, the Housing and Community Development Act of 1974, delighted architects insofar as they provide large sums of shared revenue (block grants) which local authorities can use to carry out planned development. The first session of the 94th Congress

is not expected to consider housing matters anywhere near the scope of those covered in the omnibus measure.

Energy was, of course, one of the larger subjects tackled by the 93rd Congress and it is sure to be around this year and next for Congressional decisions of importance to architects. High on the priority list within this subject category was the Solar Heating and Cooling Demonstration Act of 1974. This calls for speeding the development of new solar technologies and their application to residential, commercial and industrial structures. (See item, this page.)

Other energy bills handled by the 93rd and signed into law include the Solar Energy, Research, Development and Demonstration Act; the Geothermal Energy Research, Development, and Demonstration Act of 1974, and the important legislation creating a new Energy Research and Development Administration (RECORD, January 1975, page 35) which, in time, will coordinate much of this activity including a major portion of that previously delegated to the former Atomic Energy Commission. There will certainly be continuing pressure in this Congress for still more energy-related legislation, much of it centered on research and development.

Congress did its work in the health policy, planning and resources development field, sending President Ford a bill authorizing substantial sums for construction and rehabilitation of health facilities. (Not signed at this writing.)

New laws, coming with the fiscal year 1975 half gone, provide vast sums for military construction around the world and for civil works projects. The Army Corps of Engineers gets just over \$1.7 billion for allocation within its civil works program and separate military construction appropriations legislation provided just over \$3 billion after Congress had authorized in excess of \$2.98 billion for the widely scattered construction projects.

Passage of the Magnuson-Moss consumer warranties bill alerted designers to a new concept in product warranties and guarantees and the monitoring role of the Federal Trade Commission. While holding great significance for the product manufacturer, this measure means much for the product specifier as well since it covers most of the materials, components and subsystems.

Another important 1974 Act concerned fire prevention

and control and resulted in the establishment, within the Commerce Department, of a new National Fire and Prevention Control Administration. Part of this effort is creation of a Fire Research Center to perform and support research on all aspects of fire. The significance of this to the design profession is illustrated in a newly approved AIA report, "Educating the Architect: Fire and Life Safety." In fact, of the 90 recommendations to Congress carried in the "America Burning" report of the National Commission on Fire Prevention and Control, 38 were suggested by testimony given the Commission by AIA.


A listing of items in the 1975 legislative program of AIA carries four entries under Education and Research, 17 under Environment and Design, one under Institute Affairs and 13 under Professional Practice headings. That totals 35 specific subjects in which the AIA will show an active interest during this year. Alphabetically, the list ranges from Architectural Education and Training to the West Front of the U.S. Capitol.



FLW sculpture offered in limited edition

A special edition of the Frank Lloyd Wright Indian Memorial Sculptures "Nakoma-Warrior" and "Nakomis-Woman" has been cast and is being offered through selected galleries. When Frank Lloyd Wright conceived these two sculptures 50 years ago, he cast a limited edition in terra cotta; some pairs were glazed black, while others were neutral matte-bisque. The two original models, inscribed with the architect's initials, have been chosen for this casting in bronze.

The Frank Lloyd Wright Foundation and Hubbard Associates are now making this edition, limited to 500 numbered pairs, available to the general public, galleries, museums and private collections. For further information, contact Hubbard Associates, Airport Business Center, Box 10152, Aspen, Colo. 81611.



Mormon temple dedicated in Washington, D. C.

Washington, D.C.'s newest monument is the nine-level, \$15 million Temple of The Church of Jesus Christ of Latter-Day Saints, located near the Capital Beltway, and opened in November, 1974.

The marble-clad building was designed by a team of four Mormon architects from Salt Lake City: Harold K. Beecher,

Henry P. Fetzner, Fred I. Markham and Keith W. Wilcox. According to a fact sheet, the Temple is meant to provide immediate recognition as a Mormon Temple by bringing to mind the famous profile of the Salt Lake City church, without being a literal copy. It is the tallest Mormon temple in the United States.

AIA Research Corporation assigns solar contracts

AIA/RC has subcontracted with eight architectural firms and two schools of architecture to develop housing design concepts incorporating the use of solar heating/cooling systems.

AIA/RC and its subcontractors are assisting the Department of Housing and Urban Development and the National Bureau of Standards to respond to the general objectives of the Solar Heating and Cooling Demonstration Act of 1974 (RECORD, January 1974, page 35). The subcontractors will prepare solar design concepts for single-family, low-rise multi-family, and mobile homes, and the designs will be included in a document for use by HUD and other Federal agencies, researchers, designers, builders, home owners, and the general public concerned with incorporating solar heating/cooling in

houses and apartments.

The ten subcontractors, chosen from more than 350 firms and 30 schools submitting preliminary proposals, are: Community Design Associates, Cos Cob, Conn.; Donald Watson, AIA, Guilford, Conn.; Giffels Associates, Detroit, Mich.; Joint Venture, Denver, Colo.; Massdesign, Cambridge, Mass.; RTL, Inc., Paramount, Cal.; The Architects Taos of Taos, N.M.; and Total Environmental Action, Harrisville, N.H. The two schools are the School of Architecture and Environmental Studies of the University of Detroit, and the College of Architecture of Arizona State University.

Each subcontractor will develop conceptual housing designs modified for or adapted to either different solar systems or different climatic regions.

Comprehensive solar heating predicted by 1990

In calling for proposals (accepted until last January 22) for the solar heating and cooling of buildings, the National Science Foundation said it expects that by the mid-1980's a substantial portion of the increase in energy demands may be met by the application of solar energy. Research on the applications of solar energy to buildings is expected to reach the Foundation's Phase 2 proof-of-concept stage during the year.

In a general background statement accompanying the RFP, the Foundation said it anticipates that solar heating and cooling systems can become competitive in most regions of the country by 1985-1990.

Retrofit is said to be an eco-

nomically attractive option now for large installations of solar energy systems on existing buildings. For most residential applications, however, new construction incorporating systems from the outset will probably provide the market in the near term.

NSF believes that a national proof-of-concept experimental program spanning five years, involving both single-family residences and larger buildings, is necessary to advance solar heating and cooling applications. The agency will be supporting experiments in the application of this type of energy to water heating and to the heating and cooling of buildings in its program.

Today, more and more designers are creating maximum work areas in a minimum of floor space with open space planning. And All-Steel MFC.*

For complete design flexibility, MFC offers a wide selection of rectilinear components that stack together, stand beside each other and combine into many versatile floor plans. Without walls, or free-standing partitions.

MFC allows you to change as your requirements change. To grow, or to



adapt to a new layout with little or no expense. And with the rising cost of office space, construction materials and labor—what could make more sense... for you...and your clients.

If you're planning an office—meet today's needs and tomorrow's changes with open space planning and All-Steel MFC. Write All-Steel Inc., Aurora, Illinois 60507.

*Multiple Function Concepts




For more data, circle 24 on inquiry card

**Open Space Planning
makes good business sense.
So does All-Steel furniture.**



ALL-STEEL

Showrooms in New York, Los Angeles, Chicago, Aurora. In Canada, All-Steel Canada, Ltd., Montreal, Toronto. One of the **CIT** Companies.



Nineteen selected for 1974 Prestressed Concrete Institute awards

Nineteen winners in the 1974 Prestressed Concrete Institute Awards Program were recently recognized for excellence in architectural and engineering design using precast and prestressed concrete. Equivalent top awards were granted to the winning entries: three housing units, a laboratory and research center, library, medical building, among others.

Jurors were: Archibald C. Rogers, chairman; John C. Harkness, The Architects Collaborative; Waldo G. Bowman, past-president of the American Society of Civil Engineers; Allan F. Duffus, president of the Royal Architectural Institute of Canada; J. Raymond Carroll, P.E., vice president of the National Society of Professional Engineers; and Charles S. Matlock, chairman, Committee on Bridges, American Association of State Highway and Transportation Officials.

This year's winners are: Edith Abbott Memorial Library, Grand Island, Neb.—Stanley J. How and Associates, architects; Crown Center Hotel (1), Kansas City, Mo.—Harry Weese &

Associates, architect/engineer; The George Brown College of Applied Arts and Technology, Casa Loma Campus, Toronto—Fairfield & DuBois, and Alan R. Moody, architects; Harvard University Undergraduate Science Center and Chilled Water Plant, Cambridge, Mass.—Sert, Jackson and Associates, Inc., architects; Atlantic Oceanographic & Meteorological Laboratories (2), Miami—Ferendino/Grafton/Spills/Candela, architects; Regency Hyatt House Hotel, San Francisco—John Portman & Associates, architect/engineer; Baylor University Medical Center Parking Building, Dallas, Tex.—Harwood K. Smith & Partner, Inc., architects; Industrial Indemnity Company Office Building, San Diego, Cal.—Deems/Lewis & Partners, architects; Honolulu Park Grandstand (3), Hilo, Hawaii—Richard S. Matsunaga & Associates, Inc., architects; Charlotte Civic Center, Charlotte, N.C.—Odell Associates Inc., architects; Outpatient Clinics Building & Parking Garage, University of California Medical Center, San Fran-

cisco—Reid & Tarics Associates, architect/engineer; Laura Spelman Rockefeller Hall, Princeton University, Princeton, N.J.—I. M. Pei & Partners, architects; Ohio Bell Northeast Data Center—Dalton-Dalton-Little-Newport, architect/engineer; Santiam River Bridge, Linn County, Ore.—Oregon State Highway Division, Bridge Section, engineer, architect, and owner; Mission Valley Viaduct, San Diego, Cal.—California Division of Highways, Office of Structures, engineer, architect and owner; Washington Street-Stevens Street Couplet Bridge and Underpass(4), Spokane, Wash.—Culler, Gale, Martell, Ericson, architects; Gulf Intracoastal Waterway Bridge, Corpus Christi, Tex.—Texas Highway Department, Bridge Division, engineer, architect and owner; Reconstruction of the upper level of the Board Street Bridge over Genessee River, Rochester, N.Y.—Berger, Lehman Associates, engineers; Bridge No. 4, Q.E.W./Hwy. 20, Niagara Falls, Ont.—B.S. Richardson and L.N. Francis, engineers.

Proposed glass safety standards submitted

The Consumer Safety Glazing Committee has prepared proposed safety standards for architectural glass, eliminating windows, window glass and storm windows from the list of products which would be covered by such standards.

The risk-of-injury subcommittee said it found nothing to substantiate that an unreasonable risk exists for glass of that type. This leaves six categories of glass that would be included under the safety performance requirements submitted in the committee's December 13 preliminary draft: storm doors or combination doors, entrance/exit doors, bathtub enclosures, shower doors and enclosures, fixed glazed panels and sidelites, and patio/sliding doors.

It is proposed that the standards become effective 180 days after publication in the Federal Register. Application would then be to the types of glass listed above when they are used in permanent or temporary residences, recreation or school buildings, mobile homes, public buildings, and "other buildings or parts thereof" occupied by consumers.

The standards have been prepared under an agreement with the Consumer Product Safety Commission, an independent Federal agency. The subcommittee urges CPSC to revise its methods for making in-depth investigations. The proposals cover test equipment and procedures, certification and labeling as well as providing a scope and application section.

HUD will study U.S. housing condition

The Housing and Urban Development Department and the Bureau of the Census have launched a new effort to find out more about the condition of shelter in the United States and report the results annually.

Based on an expanded national sample, the survey will call on existing data to supplement new information and for the first time will handle data on the condition of housing amenities and their relation to motives for moving, etc. Householders will be asked to judge the adequacy of their public services.

The first such census was conducted in the late summer and early fall of 1973, covering almost 60,000 units. The second survey of the national sample began last August. An increment of newly completed units will be added each year

and the continuing national counts will include an additional 16,000 rural units. Altogether, 76,000 units will be surveyed nationally each year.

HUD claims that virtually nothing is known now about how much housing in this country needs rehabilitation, or how the supply of suburban rental units compares with that in the central city and the difference in rent levels between the two types. The survey also will seek answers to these other "unknowns"; how much housing costs of urban and rural families change year to year, what the key neighborhood services are that influence residents to move, and how much those who move manage to improve their living conditions.

The Department expects the information will be widely used by all levels of government.

Senate action would redirect health funds

Apparently convinced there is an overabundance of hospital beds in many locations of the country, the Senate has passed a new health facilities assistance program which would channel funds to areas of proven specific need and withhold them from those places where an over-supply of facilities is proven. The measure was passed 65 to 18 after lengthy debate and covers health planning programs as well as construction and rehabilitation assistance.

Under Title II of the Senate-passed bill, the Secretary of Health, Education and Welfare is authorized to make grants to public or private non-profit entities to meet costs of projects for: 1) construction or modernization of outpatient facilities; or 2) modernization of facilities that will serve a medically under-served population which, without the modernization of such facilities, would be so designated. The HEW Secretary would determine the amount of the grant, but it could not exceed 75 per cent of the cost.

A "tremendous need" for modernization of existing facilities is recognized; Hill-Burton state plans show more than 167,000 general hospital beds and nearly 233,000 long-term beds in need of modernization. Also, some 2800 public health centers, outpatient facilities and rehabilitation facilities need reworking. Over one-third of the nation's general hospitals and long-term care facilities now need remodeling or replacement, according to Federal estimates.

Masonite® it's the difference between

Durability. Ease of installation. Weatherability. Thermal insulation. Reliability. With Masonite brand hardboard sidings, you get all these qualities in one superior product.

Plus, Masonite brand siding adds an important, extraordinary difference—an unequalled choice of styles, textures and colors for the exact architectural effect you want. Check this sampling of the selections.

RUF-X® REVERSE BATTEN. Ruf-X, in four styles, has an embossed surface with a cross-sawn texture. Reverse Batten panel has 1½" wide grooves, 12" o.c., as shown. Also available in Panelgroove® with ½" wide grooves, 8" o.c.; an un-grooved panel for use with battens; and a 12" wide lap siding. All are primed or unprimed; Reverse Batten and Panelgroove available in three prestained colors.

WOODSMAN™ LAP. The embossed rough cedar texture has no repeat pattern in the full length of any piece, for a truly natural look. 12" widths. Primed or unprimed.

STUCCATO.® The look of professional skip-trowel stucco on panels you merely nail up. Primed or pre-finished white.



RUF-X

WOODSMAN LAP

STUCCATO

siding: ordinary and extraordinary.

BAYSIDE.[®] The rustic informality of cedar shingles or shakes in convenient lap siding. Use on mansard roofs as well as side walls. Unprimed or prestained in three colors.

COLORLOK[®] **LAP.** Smooth, hard finish in white and popular colors. Laps are 12" and 9³/₈". Also offered in panels. Both styles feature concealed nailing.

WOODSMAN PLANKED PANEL. ³/₄"-wide grooves separate what appear to be 8"-wide rough cedar planks. A companion to Woodsman Lap. Primed, unprimed, or prestained in four colors.

All lap sidings are 16' long. All panels are available in 4'x8' and 4'x9' sizes.

For more information about the complete line of Masonite brand sidings, see your local supplier. Or write Dept. AR-02, Masonite Corporation, Box 777, Chicago, Illinois 60690.

Masonite, Ruf-X, Bayside, Stuccato, Panelgroove and Colorlok are registered trademarks of Masonite Corporation. Man-made finishes on real Masonite Brand hardboard.

For more data, circle 25 on inquiry card

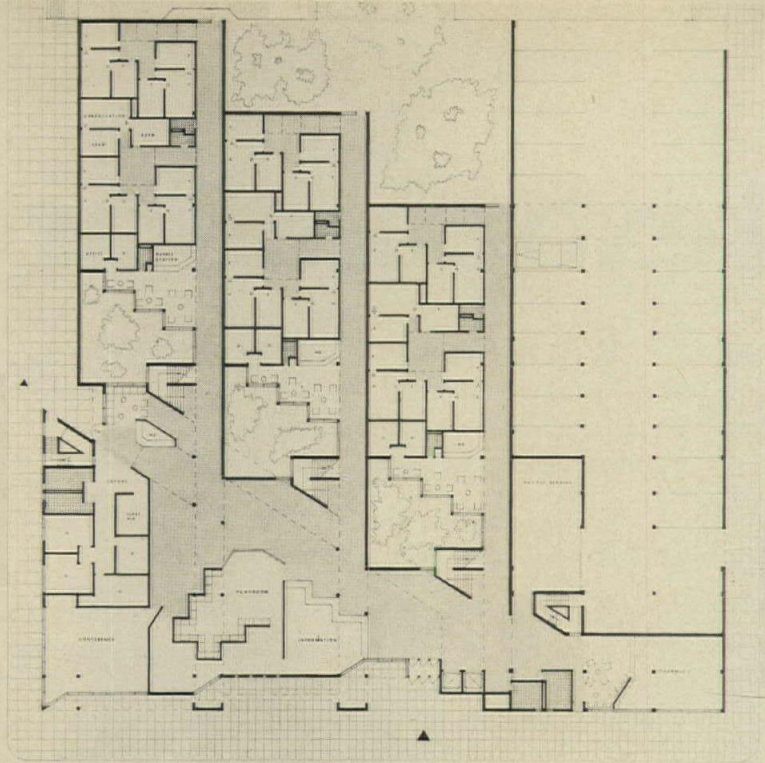
BAYSIDE

COLORLOK LAP

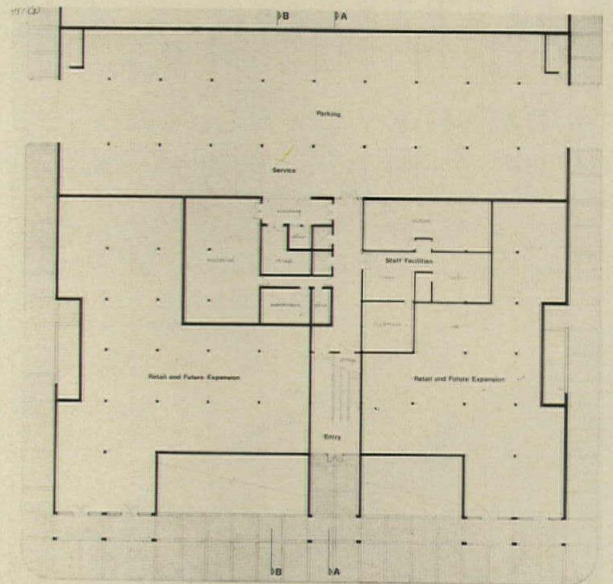
WOODSMAN PLANKED




The extraordinary difference.



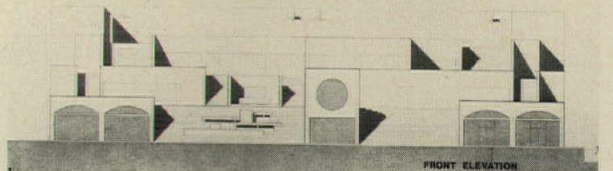
FLOOR PLAN 1ST



GROUND FLOOR PLAN



EAST ELEVATION





FRONT ELEVATION

The National Institute for Architectural Education announces two first prize winners . . .

The annual Hiron Prize for architects who are non-students under the age of 35 has been awarded equally to Martin Cooperman of Little Neck, N.Y. and H. Preston Crum of New York City. Mr. Cooperman,

responding to the program for a hypothetical neighborhood health center, submitted a design (left) with two controlled entrances from opposite streets connected by a diagonal interior street the full height of the

building. Family care modules open from this path. Mr. Crum's design (right) features non-programmed retail stores included on the street level, related to general community use. Stepped roofs form plazas.



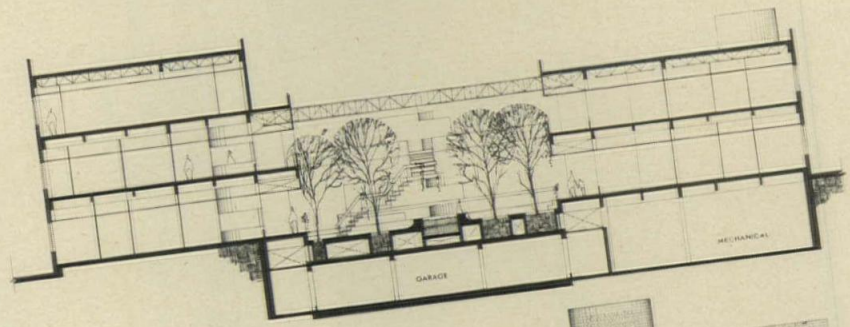
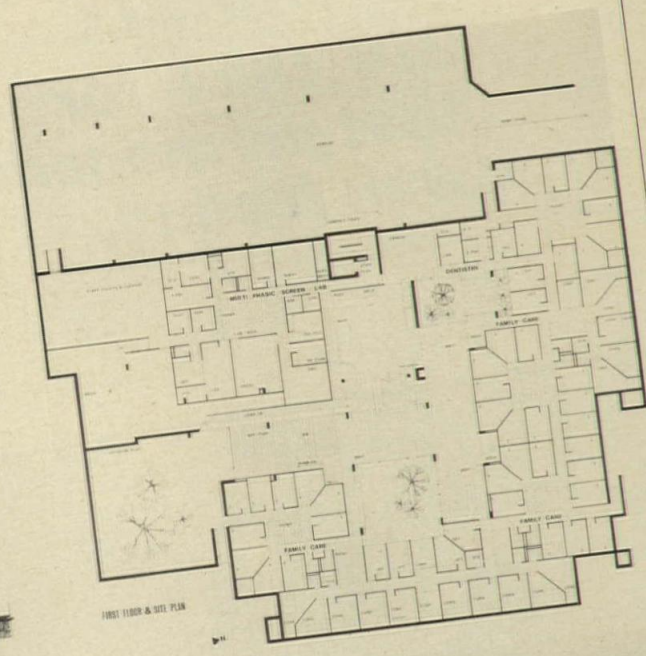
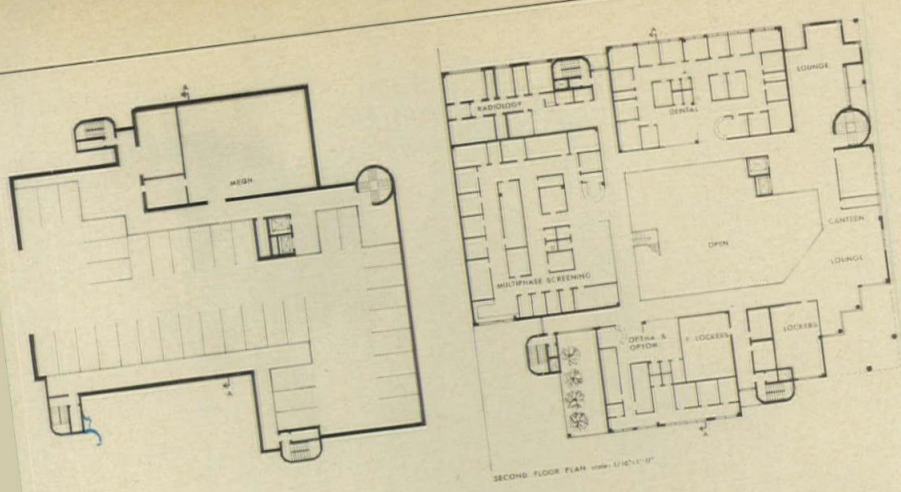


Music center for state university incorporates rehabilitated dormitories

This Music Center for North Texas State University in Denton, Texas includes a main facility (above), located near the center of the campus and surrounding and incorporating existing music buildings. The first

phase of the two-phase project includes 100,000 square feet for instruction, while the second phase will provide a theater and a 1000-seat performance hall. Iconoplex Inc. designed the project, including a student



commons area (right), and the rehabilitation of two near-by dormitories for use as music practice buildings. Ultimately, the center will provide a physical plant for a maximum enrollment of 1500 music students.



... and two second prize winners in a design competition for a health center

Parallel second prizes were awarded to designs submitted by Michael Coleman of Groton, Conn. and James Charnisky of Boston. Mr. Coleman's solution (left) contained a single entry leading to an enclosed atrium

surrounded by the family care modules. The jury commended the sensitive use of exterior materials, and the articulation and scale of the exterior itself. Mr. Charnisky's design (right), although deemed undesirable for the handicapped, was said to display a delightful quality and scale in the rooftop park. The jury felt that both schemes did not achieve the clarity of access present in the first prize design shown left.




Festive environment sought for Connecticut jai alai facility

This 4800-seat, 150,000-square-foot jai alai facility—under construction in Milford, Conn.—follows the contour of its rocky, sloping site which provides a natural shape for the grandstand. Herbert S. New-

man designed the building to include a 300-seat restaurant, cocktail lounges, concession stands (left), betting lobbies and administrative areas, with parking for 1400 cars. The grandstand area is spanned by exposed steel trusses

ULTRAWALL®
MOVABLE PARTITION SYSTEM
**3/4" thick for
that permanent
wall feeling.**



Three big benefits of this hefty 3/4" gypsum thickness are:

- **Superior strength.** ULTRAWALL gives you the rigidity of permanent walls. No annoying shake or rattle.
- **Higher sound rating.** ULTRAWALL provides a 42 STC rating without use of insulating wool (48 to 50 STC performance available where desired).
- **Greater fire resistance.** ULTRAWALL delivers a 1-hour fire rating exactly as is.

And ULTRAWALL looks permanent, too, thanks to concealed attachments, flush installation, and absence of battens. A simplified design concept, utilizing prefinished panels and trim makes installations faster and easier. True movability allows you to meet changing space needs in short order with minimum disruption, no loss of tenancy. Other benefits include: choice of bank rail, cornice or ceiling height with full glazing possibilities; new self-mortising, reversible Delta door frame accommodates any hinge location; new H-R stud assembly permits accessibility within the wall without sacrificing security. Wide choice of tough vinyl surfaces: 27 elegant colors and 5 patterns in all!

ULTRAWALL costs no more than other systems offering far less. Call your U.S.G. Technical Representative. Or write to us at 101 S. Wacker Dr., Chicago, Ill. 60606, Dept. AR-25

UNITED STATES GYPSUM 
BUILDING AMERICA

For more data, circle 26 on inquiry card

Housing specialists confer in Israel

An urgent call for large-scale international financing of housing was sounded at the recent (December 17-20, 1974) International Conference on Housing for the Emerging Nations, held in Tel Aviv, Israel, under the sponsorship of the International Technical Cooperation Center. The voice was that of Heinz Umrath, the Dutch chairman of the ITCC Council and secretary of the Amsterdam-based International Housing Committee of the International Confederation of Free Trade Unions.

The idea is not entirely new, but to date it has not been seriously implemented. In 1972 the UN General Assembly proposed to establish "an international fund or financial institution" that would provide seed capital and technical assistance for housing and the improvement of living conditions in many countries. This, Dr. Umrath pointed out, has not found a positive response. Instead, the UN Environmental Program proposed a voluntary and financially limited "International Habitat and Human Settlements Foundation" which would spend \$4 million over four years, while the developing countries called for an initial allocation of \$5 million and a target of \$250 million over five years. At the least, said Dr. Umrath, the UN Conference-Exhibition on Human Settlements, which will take place in Vancouver, Canada, in the Spring of 1976, should establish the proposed International Fund for Human Settlements.

The ITCC housing conference, backed by the Association of Engineers and Architects in Israel, drew an attendance of about 1300.

One interesting highlight of the Tel Aviv conference concerned the popular notion that industrialized systems building (ISB) can and should be applied widely in developing countries. It received "a discouraging prognosis" from Professor W. Paul Strassmann of Michigan State University. He said: "The combination that allows the use

of ISB—willing occupants, high construction wages, low equipment and financing cost, and great land scarcity—is not likely to prevail in many parts of the world, particularly not in developing countries."

Probably the most authoritative information on the progress of housing development in recently established nations is the data offered by Israel about itself. Housing Minister Avraham Offer announced a governmental policy of resisting "permanent social segregation." The rich and the poor, he said, would have to live together in one neighborhood.

Israel's present population of 3,400,000, Mr. Offer continued, represents about 880,000 families, of which 760,000 reside in urban communities. There are about 900,000 housing units, and of these, only 182,000 were built before the establishment of the State in 1948. In other words, three-quarters of all dwellings in Israel were built in the last generation.

The question of population was picked up by Moshe Safdie, the Canadian/Israeli architect, designer of the Montreal Expo "Habitat." Despite the building of new towns and other efforts of the government to distribute population throughout the country, he pointed out, there has been a disproportionately large growth of the Israel coastal regions and, thus, a failure of the dispersal experiment. "Dispersal," he said, "cannot be achieved as long as the qualities of life offered are not comparable to the metropolitan city." Mr. Safdie emphasized the need for the standards of environment and for establishing, particularly in the developing countries, an environmental code ("Environmental Bill of Rights") similar in its approach to a building code. One purpose of such a code would be to control residential densities in urbanizing areas.

Finally, Israel's desire to house people equally is commendable, but it creates "intolerable burdens" in more ways than one. This is the opinion of Dr. Hans Kampffmeyer, Secretary General of the West

German Society for Housing, Town Building and Regional Planning, and head of an international committee of experts on social planning. "As a socialist it pains me to criticize equality; as a town planner I know uniformity is the enemy of good living," said Mr. Kampffmeyer.

In Israel, a country he first visited 10 years ago, he was struck by the bleak uniformity of the towns. "This need not necessarily be so, even if the funds for construction come from central sources. Indeed, the kibbutzim, also supported from central funds, have found a way to be different."—from a report by Samuel R. Mozes, Director of the Bureau of Urban Affairs, New York State Division of Housing and Community Renewal. He also serves as chairman of the International Planning Liaison Committee of the New York Metropolitan Chapter, American Institute of Planners. Part II of this report will be published next month.

Oil-rich Middle East: the next big client?

Iran, with an estimated oil revenue of \$102.2 billion by the end of its Fifth Development Plan (ending March 20, 1978) is expected to have a balance of payments surplus of over \$17.5 billion, and with an average GNP growth rate of 26 per cent, this developing nation is more than ever a potential consumer of goods and services from more highly developed countries.

Not the least of the required services is building expertise. Iran, during its Fifth Development Plan, has allocated \$3.2 billion for state building projects and another \$3.4 billion for housing units. These figures do not include an additional allocation of \$164.1 million for construction of recreation centers, hotels, etc., and \$1.37 billion for expanding highways, airports and harbors.

The Fifth Development Plan, in short, calls for development in almost every field of activity in Iran: regional development, agricultural and stockbreeding, development of water, industry, mining, petro-

leum, gas, electricity/nuclear power resources, transport/communications, rural/urban development, housing, education, arts and culture, health, sanitation, physical culture (sports complexes, playgrounds) and family planning.

What are the Middle East potentials for U.S. architects and engineers? According to the May 16, 1974 issue of *Engineering News-Record*, of the top 500 (in billings) design firms in the U.S., 51 had jobs in Iran, Iraq, Kuwait, Lebanon, Saudi Arabia and the United Arab Emirates.

The engineering, architectural firm of DeLeuw, Cather International, Inc., Chicago, ranked fifteenth in the ENR report, currently has about \$3 million worth of billings in the Middle East, but aims to increase this figure at an annual rate of 15 per cent, according to executive vice president Henry Johnson. He says the firm maintains an office in Beirut, Lebanon which employs 60 people.

The firm's most recent jobs in the Middle East have been designing an expressway system for Kuwait City, and work on a new town project in Iran. On the Kuwait job, which consists of 34 miles of four- and six-lane expressway, the client was the Kuwait ministry of public works. An engineer with DeLeuw, Cather said about a year and a half remains on that contract. On the Iran job, characterized as a small one, the firm served as a subcontractor to Perkins & Will, Chicago.

"That is no part of the world for amateurs", says Johnson. He stressed the importance of doing extensive homework in the areas of exchange control (of currency), method of payment, and budgeting.

Iranian Minister of Housing and Town Planning, Jaber Ansari said that the government is determined to encourage a large-scale housing construction program during this Fifth Plan, and he added that the target is 810,000 housing units, of which 200,000 are planned for completion by March 1976. Of this number, 80,000 units

are to be constructed by government agencies and the balance by local private sector and foreign companies in joint ventures. Iran is said to offer good joint venture opportunities, allowing foreign investors up to 50 per cent participation shares.

Iranian law does not permit large-scale ownership of property by non-Iranians, but joint-venture investment is permitted in the building of housing units for sale. France has already agreed to construct 200,000 units in Iran, and Danish firms are expected to build large numbers of apartment houses in Tehran and the provinces. Italy, West Germany and Yugoslavia have submitted proposals, and Britain's United Kingdom Group (UKHG), coordinated and financed by the Orion Bank and Allied Medical Group has bid for the construction of 12 hospitals costing \$240 million.

The European building proposals, if accepted, would result in projects financed and operated by Iran.

The persons most helpful to American architects in Iran's building projects are: Minister of Housing and Town Planning, Jaber Ansari; Minister of State and Director of Plan and Budget Organization, Abdol Majid Majidi, for registering firm names for large government construction projects; Civil Aviation Director, Hushang Arbabi, for airport construction; Minister of Social Welfare, Dr. Skeikhol-Eslamzadeh, for hospital construction projects; Minister of Energy, Iraj Vahidi, for works related to nuclear power station construction; and Minister of Roads and Transport, Javad Shahrestani.

The government has not published a detailed list of its building program requirements, but has announced that it welcomes offers from foreign countries to speed its construction target dates. Will the government accept proposals from anyone? Yes, if the firm is qualified and financially sound. Most reputable foreign construction firms register with the Plan Organisation which grades them and includes them on an international list for bids.



Both carpets cost the same. But 68% of the people we asked preferred the one on the left, thanks to high-density foam.

The carpet on the left has 22 ounces of fiber and 38 ounces of foam per square yard. The one on the right has 26 ounces of fiber and 18 ounces of foam. Both have exactly the same raw materials cost.

We asked 150 women in three cities—Philadelphia, Chicago and Los Angeles—to walk on both. Then we asked them to tell us which one they preferred. Which one they judged to be of higher quality. And which one they thought would be more expensive.

Of the 150 women we asked, 68% preferred the one on the left, 67% judged it to be of higher quality, and 63% thought it would be more expensive. Even though the one on the right actually had a higher fiber content.

The results speak for themselves. When you specify a *quality high density* backing for your latex foam backed carpets, you'll have noticeably higher perceived quality and greater consumer appeal. Which means you'll have more satisfied customers, and be able to maintain higher mark-ups.

Your Goodyear Chemicals representative will be happy to discuss with you the complete results of this study. To get in touch with him, just write Goodyear Chemicals, Dept. 7187, Box 9115, Akron, Ohio 44305.

GOODYEAR
CHEMICALS

**Urban design:
Contact sport or ivory tower?**

URBAN DESIGN AS PUBLIC POLICY, by Jonathan Barnett; New York, Architectural Record Books, 1973, 200 pages, illustrations, \$15.00.

THE FUTURE OF THE CITY, by Peter Wolf; New York, Whitney Library of Design, 1973, 207 pages, illustrations, \$20.50.

Reviewed by Raymond Gindroz and David Lewis

How, one wonders, can two books on the same subject, illustrating so many of the same projects and written by two professionals working in the same city be such worlds apart?

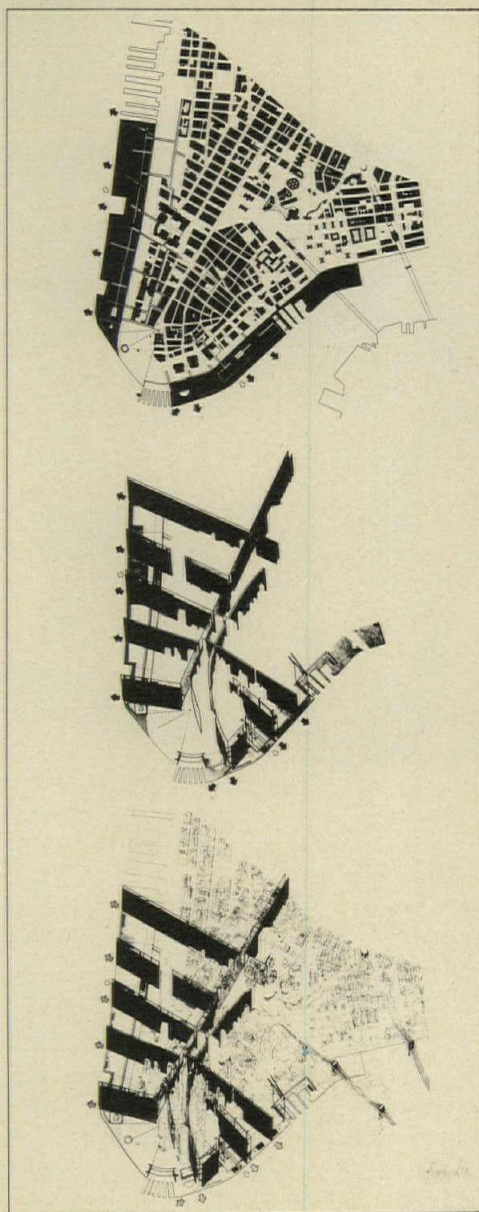
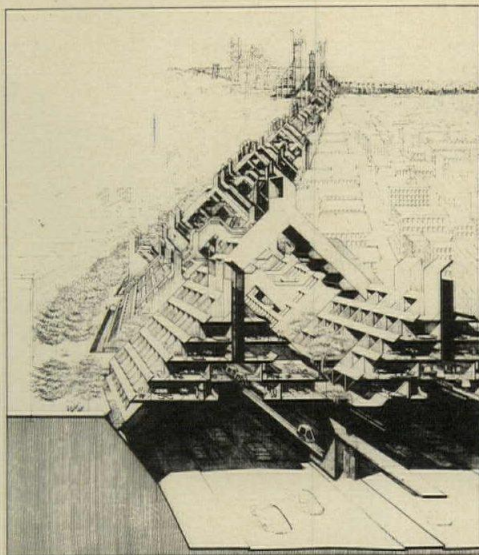
Jonathan Barnett's book is written directly from his experience as the Director of Urban Design for the New York City Planning Department. It is autobiographical in the sense that the book describes with candor and razor-sharp clarity the day-to-day struggles that go on in the planning department of any major city that is dedicated to getting things built; the conflicts, negotiations, frustrations, crises, triumphs.

At one level the book takes us on a fascinating odyssey within Lindsay's administration. It follows the course of Barnett's urban design team from its first days when these clean-shaven young architects and lawyers were naive enough (good God!) to confront a major developer and his architects with the inherited cultural and social values of the city, to the final days when experience had provided them with the actual techniques with which to insist on the comprehensive values and care for detail with which to create better cities.

But at another level it is these techniques themselves which emerge as important, not just for New York, but for cities across the country. Each project which Barnett describes, each series of impassioned battles and patient negotiations, necessitates political, legal, economic, and design inventions which not only make the projects themselves realizable in New York, but are the very stuff of urban design in every major city in the United States. Not for nothing is his book sub-titled, "practical methods for improving cities."

Because the book is autobiographical it focuses almost entirely on the role of the Urban Design Group in the many battles and negotiations it describes. We wondered while reading the book about the role and creative input of the developers, architects, and politi-

Mr. Gindroz and Mr. Lewis are partners in the firm of Urban Design Associates in Pittsburgh; Mr. Gindroz is a Critic in Urban Design at Yale, and Mr. Lewis has been Professor of Architecture at Carnegie-Mellon University.



cians who were on the other side. It would be useful to have an account by someone from the private sector who dealt with the Urban Design Group.

Peter Wolf is Chairman of the Institute for Architecture and Urban Studies, an organization which did some work with the Urban Design Group. His book, *The Future of the City*, however, takes a very different view of urban design. From it you'd never believe that the problems, the issues, and in some cases even the projects were the same. Although Peter Wolf's book is useful as a picture history book of current formalism for urban design, there is next to nothing in his pages about the tough realities of getting projects built that Barnett writes about.

If you want a book that sets out contemporary urban issues under neat chapter headings and then shows that contemporary architects and urban designers have all the answers (O what fools we are not to rush out and build them), then this is for you. Take as a case in point Paul Rudolph's Lower Manhattan Expressway. This design, Mr. Wolf tells us, "is perhaps the most complete and complex ever undertaken for an urban freeway."

In cross-section the design is a diagrammatic statement for treating the interface between urban communities and a major expressway. However, as it is presented in the book it is a complete urban environment ready for implementation.

Well, maybe we have some screws loose, but as a recommendation for an urban environment it appears to us to be incredibly limited in its vocabulary and horrendous in its inhumanity. We can't help wondering how much of the design would be left if it were subjected to the community and political processes Jonathan Barnett talks about; if the citizens, the white-collar lawyers and corporation men, the Jews, the Puerto Ricans, and the blacks, who live in those areas shown so vaguely on each side of the expressway corridor and who would be expected to use it and make it part of their everyday city, were to be truly enfranchised in the process of designing this major infrastructural element driving its way through their inherited environment; and if the new inhabitants were allowed a chance to demonstrate the intricacies of their need in contrast with the repetitive trapezoid pigeonholes which they are offered in the design; and if the economic, political, legal, and technical obstacles of getting the project done were to be really faced up to.

Yet surely these processes are the very stuff of urban design. Peter Wolf obviously thinks not. He says, "Why has the opportunity

"The most system for the money." That's what Tyler RufWall™ delivered to Crown Center.



Crown Center Hotel,
Kansas City, Mo.;
Hallmark Cards, owner and developer.

Don Foley of the Foley Company, Crown Center's mechanical contractor, said it. "No conventional systems could realistically meet the progress requirement of one floor a week. We decided that Tyler's RufWall system with the flexibility to meet design alterations and on-the-job adaptations, satisfied our requirements best and offered the most system for the money."

And that's what Tyler delivered, the most system for the money.

In addition to 226 single and 308 double RufWall units, Tyler delivered 11,232 No-Hub couplings, and all the pipe and TY-SEAL® gaskets for the structure's underground sewers and storm drainage systems. Over 200 tons of material delivered in our own trucks and on time.

For more data, circle 28 on inquiry card

Cast iron soil pipe and fittings, the industry's most complete line of carrier-fittings and other specification products, a fleet of trucks traveling the nation to bring you what you want, when you want it. No wonder we say "If it goes into a DWV system, Tyler makes it."

For complete information on the Tyler DWV system in the Crown Center Hotel and your copy of our RufWall brochure write Engineered Products Department, Box 2027, Tyler, Texas 75701.


Here's what the Hallmark Construction team has to say about Tyler RufWall.



**Donald E. Foley, President
Foley Company
Kansas City, Mo.**

"Prefabrication was a key factor in our maintaining a schedule of one floor per week. The cooperation of Tyler's Engineered Products Department, and the excellent

delivery of U. S. Supply Company, our wholesaler, helped us stay on schedule."




**Ray M. Perkins, Consulting
Mechanical Engineer
TEC, Inc.
Kansas City, Mo.**

"We looked at, researched, and analyzed many piping systems before selecting Tyler's RufWall. Our objectives were to recommend the best

possible DWV system and simultaneously obtain maximum time and costs savings. Tyler's RufWall did the job."

Here's a typical RufWall Drainage-Waste-Vent installation at the hotel.



The design of the Crown Center Hotel required that some chases be installed at 45-degree angles to accommodate trapezoid shaped rooms. This required a flexible system, and the Foley

Company ranked Tyler's RufWall "best" in that category.

**Harry Weese & Associates, Architect
Chicago, Illinois — Washington, D.C.**

for (the) well-planned use of such urban space generally failed to be realized? The answer does not lie in flawed concepts or weak planning. Rather, the problem occurs in economic and social barriers to implementation." This, it seems to us, is the basic weakness of the book. We find ourselves on the side of H. L. Mencken: "There's a solution to every problem; simple, quick, and wrong."

From the Wolf book one deduces that the urban designer is the creator of seminal design ideas for which the political, social, and economic structure of cities must then be modified to accept. In his conclusion he says, "New concepts are scarcely needed. If nothing else, this book should make it clear that many available and promising concepts . . . already exist. Intense focus on public, private, and most of all joint public-private procedures, mechanisms, and processes must now occur. . ." The result is a recipe-book of formal concepts waiting for the right political, economic, and social situation to come along.

Jonathan Barnett's book is based on an utterly different set of concepts for the role of an urban designer:

- To be effective in improving the quality of urban environments, designers must find new roles—i.e. participate directly in the political, economic and social processes through which public policy is determined;

- Urban design must be viewed as a vehicle for developing and defining policies and negotiating implementation;

- Urban designers must be responsive to situations as they unfold. The design process is in effect as a structured dialogue with participants reflecting every facet of the problem. Urban design is therefore *situationist*. Each situation requires a unique response. An example of this approach (which is in sharp contrast with the discussion of the Rudolph expressway design) is found in Barnett's chapter entitled, "Neighborhood planning and community participation." When the Urban Design Group began work on the first prototype vest-pocket housing project in the Bronx, they presented their design concepts at a community meeting. The meeting was a violent one with a number of warring factions attacking the plans from many different viewpoints. By the end of the meeting the planners were told to take their prototypes and go. After the meeting the planners began to learn more about the community and by so doing, came to understand why the meeting had gone the way it had. As they worked with a variety of citizens' groups, politicians, and community leaders, they developed design proposals in response to the real concerns of people living in that community rather than to the formulae of an abstract theory. The Twin Parks development which grew from this process combines new housing construction with community facilities and the rehabilitation of existing sound housing to provide a structure for renewal as well as to simply provide housing. This chapter ends with an evaluation of the Twin Parks development: both its successes and failures.

The concept of carefully threading new housing and community facilities into an existing community which developed in the Twin Parks project was applied and further devel-

oped in the Urban Design Group's work for housing at Coney Island. The concept changed in response to the very specific and unique needs of the Coney Island community.

The most striking aspect of this design approach and of Barnett's book is that it is keenly situationist. In project after project he reveals the Achilles' heel of studio formalism through painful reconception and redesign in the light of unfolding political and economic complexities. His book opens with two key premises:

- We start with the assumption that we cannot afford to write off our cities, nor can we afford to indulge in escapist fantasies.

- Cities are created by a continuous (and complex) decision-making process; and it is by participating in these day-to-day decisions that designers make a useful contribution to the future of the city.

Indeed as the book moves forward it becomes clear very quickly that there is no need for designers to find themselves like rudderless mariners at the mercy of hostile currents, but rather within every situation there are currents to be identified, understood, and sailed with.

Barnett's personal penny dropped when he realized, in his first confrontation as an official of the Lindsay administration over the design of an office tower in the theater district of New York City, that zoning is not just a regulation, but through its precise legal and political definitions it is a crucial tool in the hands of urban designers as well as lawyers and politicians in shaping and correlating the complexities of urban environments. In simple and impeccable prose, the book lays before us a whole series of similar tools: tools to do with economics, bureaucratic processes, community participation. And in project after project, in careful sequence, Barnett shows how he and his team painfully learned the nature of these tools, how they can be used and modified and reshaped for the benefit of the city and its citizens, in dialogue with sensitive and exploratory design.

Perhaps the most telling chapter, "Designing cities without designing buildings," deals exclusively with how regulations impose environmental shape by telling developers and their designers what they may or may not do. Starting with the fairly simple examples of the setbacks regulations which give New York its distinctive skyline, Barnett goes on to the important concept of incentive zoning which allows trade-offs to the developer who provides a socially needed amenity or respects a historic monument. (Barnett uses as examples the new theaters which this kind of zoning was responsible for in the otherwise doomed historic theater district of New York, and the preservation of Grand Central Station.) He then proceeds through the most important analysis in his book, a description of the negative spaces, and urban design criteria, arising from the evolution of the plan for Lower Manhattan.

It is a long time since we have come across a book of such pivotal importance in design theory. We recommend to everyone involved in urban issues in every major U.S. city—whether he is a developer, politician, lawyer, planner, architect, or citizen—Barnett's view that urban design is an art which belongs to the people rather than to the priests.

Tyler Pipe
Subsidiary of
Tyler Corporation

How to reduce Life-Cycle Costs in Decorative Surfacing

Evaluate Wilson Art Laminated Plastics

Start with initial costs. Project life-cycle costs—as far as 15 to 20 years ahead. We believe you'll find Wilson Art laminated plastic looks better all around.

Installs in a variety of vertical or horizontal applications (no problems here). Is virtually maintenance free (saves labor costs). Provides wide esthetic choices (absolute design control). And Wilson Art is easy to specify. For walls, doors, fixtures or tops.


Wilson Art looks good, for a long time, for very reasonable costs.




BEAUTY: Specify from 257 esthetic choices in Wilson Art, used here in one of four exclusive Wilsonwall® systems.



DURABILITY: Wilson Art shrugs off kicks, bangs, scuffs. It is ideal for elevator cabs, hallways or fixtures.



MAINTENANCE FREE: Wilson Art's clean, hard, tough surface resists stains—wipes fresh and new-looking quickly.



SANITARY: Forget grout or mortar repairs. Wilson Art's decorative surface looks good for many years.



IMPACT RESISTANT: Dor-Surf®—Wilson Art's extra-thick surfacing material needs no kick-or push-plates.



LONGEVITY: Wilson Art woodgrains, patterns and solid colors outlast most other decorative surfacing materials.

For quick service, call—

ATLANTA (404) 377-0731
 BOSTON (617) 662-9700
 CHICAGO (312) 625-7590
 DALLAS (214) 634-2310
 DENVER (303) 388-3686
 LOS ANGELES (213) 771-8141
 MIAMI (305) 822-5140
 NEW JERSEY (609) 662-4747
 NEW YORK (914) 268-6892
 SAN FRANCISCO (415) 782-6055
 SEATTLE (206) 228-1300
 TEMPLE, TEXAS (817) 778-2711

When the chips are down,
 you can depend on Wilson Art.




WILSON ART... TEMPLE, TEXAS... 76501



For more data, circle 29 on inquiry card

OPEN OFFICES NEED CLOSED CONVERSATIONS



Some of your clients may be passing up the great economy and versatility of open plan office design. And only because they think they'll lose conversation privacy. Which is why we think you and your clients should know about the Executone electronic SoundScreen™ system.

By masking the specific "articulation" frequencies with a low-level background sound, the Executone system screens out unwanted conversations from adjoining office areas.

SoundScreen components include matched amplifiers, sound generators and heavy-duty ceiling speakers...all conservatively rated for continuous operation. They're tailored to your specifications and installed and serviced by Executone sound specialists. The same system can also be used for background music, paging and alarm signals.

Coordinated with proper acoustical materials,

SoundScreen makes closed conversations a reality in open offices.

For your copy of Executone's new sound masking brochure, just mail the coupon below.

Executone

Executone, Inc., Dept. E-3
29-10 Thomson Ave.
Long Island City, N.Y. 11101

Please send me literature on:

- Sound masking for open offices.
- Sound systems for schools, hospitals and other building types.

NAME _____

FIRM _____

ADDRESS _____

CITY _____ STATE _____ ZIP _____

In Canada: 331 Bartlett Ave., Toronto

For more data, circle 30 on inquiry card

You are invited to enter

The international design competition of developing countries

A one-stage international architectural competition for the design of a self-help housing community in a developing nation has been announced by The International Architectural Foundation, a nonprofit corporation created by two of the world's leading architectural magazines, *ARCHITECTURAL RECORD* and *L'ARCHITECTURE D'AUJOURD'HUI*. The Foundation is closely associated with the United Nations Environment Programme, and its competition is a project conceived in conjunction with Habitat '76, the major UN Conference-Exposition on Human Settlements to be held in Vancouver, B.C. (Canada) May 31-June 11, 1976. Habitat '76 will be a large-scale international meeting concerned with the accelerating urban crisis in the developing countries and will include official representatives and technical experts from member states of the United Nations.




The design problem

The site for the competition project, which will provide housing and community facilities for approximately 3,500 to 5,000 people, is located in Dagat-dagaton, in the metropolitan area of Manila, Philippines. Typical of urban growth problems throughout much of the developing world, the area has been receiving heavy in-migration of population. Extensive studies of this area (photos, right) have produced the body of data and preparatory planning that led to the selection of this site for the competition.

In addition to the generous grants from the contributors listed on the opposite page, funds to meet all cash awards and certain other competition expenses have been guaranteed by the Philippine Government, and local public agencies have provided assurance that the project will be built and the winning architect commissioned. The competition conditions will be approved in their final form by the Philippine Institute of Architects (the local section of the International Union of Architects) and members of the jury.

The competition addresses the world-wide problem of housing in the context of rapid urbanization, and seeks solutions that will be widely applicable throughout the developing world. It assumes a high degree of self-help in the realization of the community. Advanced measures to minimize environmental impact will be specified in the competition conditions. Thus the competition deals with the entire question of human habitat and its future, and the competitors must resolve the highly practical aspects of a specific problem and a particular location.

The winning designs will be widely publicized throughout the world, particularly in the architectural press, and will be exhibited in Vancouver during Habitat '76.



for the urban environment focused on Manila

The International Design Competition is made possible by generous grants from:

Sponsors

Graham Foundation for Advanced Studies in the Fine Arts
Johns-Manville

Patrons

International Development Research Centre (Canada)

Donors

The Asia Foundation
The Austin Company
George P. McNear, Jr. Foundation
PPG Industries Foundation
The Architects Collaborative
Architectural Record
Skidmore, Owings & Merrill

Contributors

Smith, Hinchman & Grylls Associates Inc.
Hellmuth, Obata & Kassabaum, Inc.
CP Air
Arthur Sworn Goldman & Associates, Inc.
Architectural Record Staff
Ir. E. Hendrik Grolle, RAIC
Dalton•Dalton•Little•Newport Inc.
Gruzen and Partners

Special Grant

The Government of the Philippines

The awards

Awards to winning architects or design teams total \$70,000 (U.S.)

First award (plus commission to complete design subject to the Philippine laws)*	\$35,000
Second award	\$15,000
Third award	\$10,000
Discretionary awards	\$10,000

*Possibility exists for commissioning of additional entrants because competition site is part of larger site which will eventually accommodate neighborhoods for 100,000 to 140,000 people.

Qualifications for entering Competition

Anyone qualified to practice architecture in his own country, or any design team (including students) with such a qualified architect, can enter the Competition, to be conducted under the regulations of the International Union of Architects.

How to enter

Complete registration application at bottom of page, and remit \$25 (U.S.) payable to The International Architectural Foundation, Inc., to Gutheim/Seelig/Erickson. Documents and complete program will be mailed to you promptly. First date on which conditions will be posted: March 1, 1975. Closing date for registration: postmark May 15, 1975. Last date for designs: postmark October 15, 1975.

Jury for the Competition

Balkrishna Vithaldas Doshi, architect (India)
Eric Lyons, FRIBA (Great Britain)
Moshe Safdie, PQAA (Canada)
Mildred F. Schmertz, AIA (U.S.A.)
Takamasa Yoshizaka, JAA, AIJ (Japan) *reserve*
William Whitfield, RIBA (Great Britain) *reserve*
To be designated (Philippines)

Professional advisor

Arthur Erickson, FRAIC, Vancouver, B.C., Canada

INTERNATIONAL ARCHITECTURAL FOUNDATION, INC.
1221 AVENUE OF THE AMERICAS, NEW YORK, N.Y. 10020



"Help make a world where hope makes sense"

This coupon will serve as your registration application. Please type or print clearly. All information must be supplied. Mail this form or a copy of it to Gutheim/Seelig/Erickson, 2412 Laurel Street, Vancouver, B.C., V5Z-3P2, Canada. **Include fee of \$25 (U.S.) payable to The International Architectural Foundation, Inc. You will receive complete competition documents** without further correspondence, and you will be officially registered. Fee is not returnable.

Name _____

Firm name or institutional affiliation (if any) _____

Country in which qualified to practice _____

Complete address: Street & Number (or P.O. Box) _____


City or Place _____

Country _____ Telephone Number _____

If this application represents a group or design team, please describe the composition of this group in an attachment.

LCN SERIES 2010 CLOSER

Effective, Concealed Door Control



Office Building for Jones Associates, Inc., Bellevue, Wa.
Ridenour, Cochran & Lewis, Architects, Bellevue, Wa.

HIGHLIGHTED BY THE SURROUNDING COMBINATION OF MATERIALS AND TEXTURES, THIS DOORWAY DEMANDED A FULLY CONCEALED DOOR CLOSER. THE LCN 2010 SERIES, CONCEALED IN THE HEAD FRAME, IS REMOVED FROM THE HAZARDS COMMON TO FLOOR CLOSERS. THE 2010 HAS ALL THE ELEMENTS OF SUPERIOR DOOR CONTROL AND IS BUILT FOR YEARS OF TROUBLE-FREE OPERATION WITH LITTLE OR NO MAINTENANCE.

SEE SWEET'S, SEC. 8 OR SEND FOR CATALOG.



LCN CLOSERS, Princeton, Illinois 61356

For more data, circle 31 on inquiry card

OFFICE NOTES

New offices, office changes

Lorenzi, Dodds & Gunnill Inc., a Pittsburgh-based firm, have recently opened an office in the St. Charles Building in St. Charles, Md.

Shand, Morahan & Company, Inc. have announced their relocation to 801 Davis Street, Evanston, Ill.

Wallace, Floyd, Ellenzweig Inc. have changed their name to **Wallace, Floyd, Ellenzweig, Moore, Inc.**

Don Reiman Architect has opened new offices at 1133 Pleasantville Road, Briarcliff Manor, N.Y.

Ladd & Kelsey have announced their merger with Stewart Woodard & Associates. The new firm will be known as **Ladd, Kelsey, Woodard** and its offices are located in Newport Center, Newport Beach, Cal.

The partnership of Searle Wilbe & Rowland is now known as **Neish Owen Rowland & Roy** located at 40 University Avenue, Toronto, Canada M5J 2G3.

Carl Steere Myrus, AIA, has announced the reorganization of his firm as **The Myrus Associates** now located at 111 Brampton Road in Syracuse, N.Y.

Ammann & Whitney are in new offices at Two World Trade Center, New York City.

Walter Richardson Associates are now known as **Richardson•Nagy•Martin**, 230 East 17th Street, Costa Mesa, Cal.

Wilscom & Mullins, Inc., an Omaha architectural and engineering firm, have opened their first branch office in Redwood Falls, Minn.

Peter Kampf formerly of Marquis and Stoller, has opened his own architectural practice under the name of **Peter Kampf and Associates**, Pier 33, The Embarcadero, San Francisco, Cal.

The Mithun Associates Architects have moved to 2000 112th Avenue N.E., Bellevue, Wash.

Charles Nolan, Jr., Joel Stout, and Sam Pool have formed the architectural firm of **Nolan, Stout, Pool, P.A., AIA**, formerly Charles E. Nolan, Jr., and Associates. Offices are at P.O. Box 1788, Alamogordo, N. M.

The partnership of Craig Zeidler Strong/Architects is known as the **Zeidler Partnership/Architects** with office addresses and telephone numbers remaining the same.


Gordon P. Rogers, AIA, Edward Hammarskjold, AIA and Charles W. Scurlock, AIA have associated to form the firm of **Rogers/Hammarskjold/Scurlock/AIA**, 521 South Riverview Drive, Kalamazoo, Mich.

New associates, promotions

John Carl Warnecke, FAIA, has announced on behalf of the firm that **A. Eugene Kohn, AIA** has been named president of John Carl Warnecke & Associates.

Correction

The firm of Patty Berkebile Nelson Associates of Kansas City was accidentally and regrettably dropped from the credits for the River Quay project in Kansas City, described in RECORD on page 86, December 1974 issue.



Morgue/Autopsy Planning Service when you need it

Jewett offers you a complete planning service for your health-care facility project. Our engineering department will give you the benefit of years of consultation experience with architects. We have worked on large hospitals, with over 1000 beds, and on small ones, including renovations for existing facilities.

Jewett manufactures a complete line of stainless steel morgue and autopsy equipment to fit every requirement. Morgue Refrigerators: built-in, walk-in, and free-standing. Autopsy Tables: mobile, electrically and mechanically adjustable, or stationary with and without plumbing and venting. Dissecting Sinks and coordinated systems.

Please call (716) 881-0030 or write for M.A.P. service sample specification. Application for you to fill out with your own particular requirements is included. There is no obligation, of course.



For more data, circle 32 on inquiry card

**Pittsburgh Paints
technology
does it again!**



PPG scientists have created a new family of WATER BASE products. These have been developed through a new PPG paint-making chemistry to give performance comparable to their high quality solvent-base counterpart products.

These new WATER BASE Coatings offer savings to all who use paint because messy, flammable, and costly solvents are not needed in brush or roller clean-up — only warm, soapy water. And, because of their LOW ODOR and absence of irritating fumes during application, these new WATER BASE Coatings can be used when repainting where the pungent odor of solvent paints may be objectionable. Hospitals, nursing homes, food processing plants, schoolrooms, dairy barns, restaurants, hotels, motels, are a few examples.

**1 WATER BASE
Pitt-Glaze®
Acrylic-epoxy Coating**

- No pungent odor or irritating fumes normally associated with epoxy coatings
- Excellent acid and alkali resistance
- Outstanding chemical and stain resistance
- Very good abrasion and yellowing resistance
- U. S. Department of Agriculture acceptance for non-food contact surfaces
- Good selection of modern colors
- Apply with spray, brush, or roller
- No franchised applicators required
... any professional can apply them



WATER BASE COATINGS

Distinctive...new...low odor-- for industrial, commercial and institutional use

Comply with current air pollution and Federal Lead Regulations

2

**WATER BASE PPG
Interior
Enamel Undercoater**

3

**WATER BASE *Speedhide*[®]
Interior/Exterior
High Gloss Enamel Topcoat**

The new WATER BASE PPG Enamel Undercoater has been developed to be a companion to the new WATER BASE PPG High Gloss Enamel Topcoat. It's also for use beneath conventional solvent type topcoats. Both are designed for use in commercial and residential applications.

The WATER BASE PPG Undercoater has:

- Excellent adhesion to new wood, plaster, non-ferrous metal and sound, previously painted interior surfaces
- Exceptional flow and leveling characteristics
- Outstanding sanding properties and quick drying time
- Superior "hold out" for topcoats

The *Speedhide* WATER BASE High Gloss Enamel has:

- Low odor — no irritating fumes
- High, uniform gloss and excellent gloss clarity
- Exterior or interior use
- Easy application by brush, roller or spray
- Very durable, mar-resistant surface
- Soap and warm water clean-up — no costly solvents needed

For more data, circle 33 on inquiry card

4

**WATER BASE PPG
Inhibitive Red
Metal Primer 6-708**

5

**WATER BASE PPG
Inhibitive White
Metal Primer 6-712**

These two new LOW ODOR, WATER BASE metal primers (white and red) utilize a unique corrosion inhibitive pigment system. They are specially formulated with corrosion inhibitive materials to minimize the formation of rust over bare steel. In fact, their

corrosion resistance performance has been checked against comparable solvent-base metal primers and found to be better in many respects! Use them to prime properly prepared ferrous, aluminum, or galvanized surfaces — on interior and exterior areas.

They have the application ease of all water base products, and clean-up is soap and water simple, with no costly solvents needed.

PPG: a Concern for the Future

PITTSBURGH[®] PAINTS

USE THIS COUPON FOR MORE INFORMATION

PPG Industries, Inc.
C & R Advertising Dept.
3 West, One Gateway Center
Pittsburgh, Pa. 15222

- Have a representative call.
 Please send literature on PPG Water Base Coatings.

AR


NAME _____ TITLE _____

COMPANY _____


ADDRESS _____

CITY _____ STATE _____ ZIP _____

TELEPHONE: AREA _____ NO. _____



Red cedar makes a school a home.



The Walker School, Needham, Massachusetts. Architect: Henry Hardinge Menzies, Boston. General Contractor: J. M. Construction Co., Needham, Massachusetts.

The Walker School in Needham, Massachusetts, is a special school for youngsters with emotional and educational difficulties.

Its design answers the problem of giving an institutional structure warmth and humanity. While employing dramatic lines, the architect has retained an inviting, comforting atmosphere.

Red cedar shingles are part of the solution. Their texture and organic feeling moderate the structure's upward motion,

blending it with the New England landscape. Making it a home.

Red cedar shingles' unique durability and insulative properties will help keep the school warm and heating costs down during the hard Massachusetts winters.

Next time you have a design problem, consider Red Cedar Certigrade Shingles and Certi-Split Shakes, the distinctive materials that help make a New England school a home.

For more details, write: Red Cedar Shingle & Handsplit Shake Bureau, 5510 White Building, Seattle, Washington 98101,

(In Canada: 1055 West Hastings Street, Vancouver 1, B.C.)



These labels on bundles of red cedar shingles or handsplit shakes are your guarantee of Bureau-graded quality. Insist on them.

Red Cedar Shingle & Handsplit Shake Bureau

One of a series presented by members of the American Wood Council.

For more data, circle 34 on inquiry card

The hospital-affiliated medical office building



Richard Burton

Medical office building annex to St. Mark's Hospital, Salt Lake City. Architects: Kaplan/McLaughlin.

One of the most active (and abused) building types in health-related construction gets honest evaluation here. Author James Diaz is a partner at Kaplan/McLaughlin, architects of San Francisco—and has worked on a number of medical office buildings as well as being the architect member of several AHA Institutes on the subject. He was assisted on the article by one of his partners, Herbert McLaughlin, who has been the developer of four commercial office buildings for which Kaplan/McLaughlin were architects.

A hospital-affiliated and connected medical office building can benefit all concerned in the health care process. The patient benefits because it is easier for the physician to attend him as an inpatient, and as an outpatient he can gain from the easy use of extensive and sophisticated hospital facilities. Further, there are studies which indicate that lengths of stay are shorter for patients of doctors in an affiliated medical office building. The hospital benefits from increasing doctor commitment, predictability of workloads and ancillary income, and the physician saves time and, therefore, can increase his productivity.

While there may be a number of advantages to hospital-affiliated office buildings, their development has recently slowed, due to familiar factors of increased costs of money and construction to which the rental market has not yet adjusted. However, this situation will undoubtedly change and a real spurt in construction should occur.

The architect's involvement in these projects can cover a wide range of opportunities—and problems. For this is a uniquely

complex building type. This article ranges quite far across the scope of problems in planning medical office buildings since knowledge in this area can help the architect avoid unreal projects—and perhaps help him get one started—hopefully on an expeditious and profitable basis for all concerned. Having made the decision to undertake an attached office building, the hospital is faced with an array of interdependent alternatives. Who will own the land and the building? Where will it be located? How will the construction be financed? What are acceptable rents and/or subsidies? Who will be eligible for tenancy? Are there any tax advantages in various types of ownership? And finally, where is this information available?

Advantages of a medical office building

There are now approximately 600 hospital-affiliated medical office buildings, as well as thousands of others, near hospitals, which are privately owned. A recent survey of more than 100 hospitals reports an average yearly net income of \$4,556 for ambulatory services per physician with offices on campus. Two-thirds of the hospitals reported average per-tenant net income over \$5,000.

The most recent survey shows that the average stay for patients of doctors on campus is 6.85 days, whereas it is 7.94 days for patients of physicians located away from the hospital. This efficiency allows an increase of 15 per cent in the total number of admissions for a given number of beds and a more intense and profitable utilization of surgery, radiology and laboratory. The seventh day in the hospital rarely requires these services.

Who plans—and who owns?

The need for a medical office building may be perceived initially by either the hospital or the medical staff. In most cases the hospital takes the lead in planning, on occasion a third party developer is involved.

At first glance, the developer might seem an unnecessary added burden, his profit serving only to increase rents. In actuality, any complex building enterprise, especially one involving a non-captive tenancy and complicated problems of marketing and ownership requires someone in the developer role. While this person can be a member of the hospital administrative staff, generally such individuals are overloaded with other work and lack the requisite skills to move a project rapidly. When construction escalation runs at over one per cent per month (and a 40-physician building with ground floor commercial tenants can cost as much as \$3 million), a developer who can reduce planning and construction time by six months has more than paid for his normal profit or fee—and developers are generally willing to work on either basis.

The following overriding issues must be resolved before the project is launched: 1) hospital subsidy; 2) ownership; and 3) the degree of control that the hospital wishes to exercise in management. While increases in occupancy and revenue from all services may justify a subsidy, the question is, how much? Federal reimbursement programs cannot be expected to absorb losses.

Any profits that may accrue from the medical office building are exempt from Federal taxation under IRS ruling 69-463 and 69-464. But some prospective professional and com-

mercial tenants may be precluded from leasing, either because they are not members of the hospital staff or because they are not "substantially related" activities. Local real estate taxes must be paid in almost all instances.

Many doctors are eager to own a piece of a medical office building to gain depreciation advantages. However, they have more dramatic opportunities in this area, such as apartment buildings, cattle, etc. which are infinitely more liquid forms of investment. If this is a concern, however, they should look at ownership in a not-for-profit structure. The tenants then benefit from taking the depreciation of their individual suites as a tax write-off.

Options for physician ownership also include general and limited partnerships and the building condominium. Currently, it is difficult to organize a doctor-condominium. However, there is the attractive arrangement of a hospital-owned-and-developed building with a condominium option that may be exercised by physicians after they have leased space in the building for some time and when such financing becomes more feasible.

General and limited partnerships are not normally recommended. They place severe strains on a medical staff because liability must be shared equally and all members must be willing to accept majority rule. Under the leasing and condominium alternatives each physician may accept, or reject rules and leave the building independently.

The issue of ownership and therefore hospital control of the building must be considered in light of its possible effect on the secondary goals of a medical office building, especially in the future.

By controlling the tenancy permitted in the building, the hospital may wish to hold space available for specialties not yet on the staff, to recruit additional physicians by offering office space immediately, to maintain a balance of specialties representing a cross-section of the hospital staff and to allow physicians to leave the building upon retiring from the medical staff.

There is also the possibility that with a national health program there may be advantages in reorganizing the hospital medical staff as one group of tenants, thereby obviating the need for individual leases.

The hospital enjoys complete control over the building only through ownership. However, it is possible for the hospital to retain many safeguards through the lease of land and/or the building. Having sold the land for the building, the hospital can exercise only those controls that can be incorporated into restrictive covenants.

Ground rules for getting started

After a project manager has been designated, a committee of physicians interested in the building should be formed taking care to include some doctors who do not plan to lease space. The project manager and the physicians should become familiar with the goals for the building, organizational alternatives and available financing.

A brief questionnaire should be sent to all members of the medical staff asking about in-

terest in the building, present rent, how much space might be leased, present lease expiration, form of ownership preferred and services desired in the building.

This must be followed with a more intensive combined market and marketing effort when additional information is available concerning the size of the building, its shape and location, the projected opening date, the estimated rent and any capital expenses that may be required from tenants.

Rules of thumb for sizing a medical office building in relationship to the size of the medical staff are unreliable and vary. All physicians will not be able to enter the building immediately, but maintaining vacant space after a one or two year fill-up period is extremely costly. In the extraordinary instance of a hospital without any neighboring private office buildings, a hospital-owned medical office building for 25 per cent of the active staff is a sensible goal.

Obviously hospital land is valuable, particularly close to the hospital where the medical office building has the potential of blocking future growth. It therefore makes sense to wait on starting new construction until a sizeable project is feasible. In the interim, and increasingly as a long-term option, existing space in the hospital can be used. Hospitals obsolesce rapidly and when space becomes inefficient for its original use it can often be converted to offices relatively easily. Office layouts do not obsolesce rapidly and generally allow flexibility. For instance, old single corridor designs for nursing units or schools of nursing, dormitories, etc. can be converted to any number of larger or smaller offices and some convenient exit arrangement can be made.

This option is often overlooked and can be a very opportune (and profitable) way for a hospital to start the development of a larger and permanent medical office building. The physicians who have been using such space often become great salesmen for the concept of a new medical office building.

Equally important in getting started is a review of the hospital's present financing, debt service and penalties that may be required to refinance or to remove encumbrances from the site for the medical office building itself. Some publicly-owned hospitals find themselves in the dilemma that their charters or local regulations preclude them from building and owning the building, allowing the private practice of medicine on public property or selling land to a third party. Finally, care should be taken to comply with any state licensing regulations or comprehensive health planning approvals that may apply locally.

The hospital and/or developer must be prepared to move rapidly if the initial response is favorable. The market is very limited and easily swayed, for instance, by the opinions of one or two influential doctors who may have been turned off by a small tactical blunder or a simple misunderstanding. The hospital/developer must move decisively for fear of losing credibility.

The keys to a successful marketing program include: sufficient written data and complete descriptions (through drawings) of all alternatives under consideration for design, ownership and operation, information that has

been pre-tested by a representative group of physicians before it is distributed as a proposal and, subsequent interviews with each prospective tenant to elicit additional information and to clarify the proposal.

Given the close and lasting relationship between the hospital and its staff, whether the project is hospital-owned-and-developed or assigned to a third party, all information including projected profits and losses should be made public and all physicians given like consideration and costs.

What you should know about financing the medical office building

In the near future there may be sweeping changes on a Federal level that will profoundly affect the doctor-hospital-patient relationship and require ownership and therefore, financing changes. Short-term construction capital is usually available from local banking sources. A medical office building with nearly any type of ownership may be financed through a conventional mortgage loan, with a term of 25 to 30 years. It is the least complicated and fastest form of financing, reasonably flexible to meet unique requirements and future changes and available from many local, regional, and national sources.

Mortgage loans for condominiums are not easily found in today's market, however, they show great promise in the future. Their major drawback is the complexity in breaking down one loan into forty smaller ones. Local sources like banks and savings institutions are better geared to these smaller loans, but perhaps may not be capable of assuming over-all responsibility for the project. Hybrids of this type of financing are now being developed to overcome some of these limitations.

Taxable bonds are alternatives open to both hospital and privately owned buildings. They are relatively simple and applicable to small projects. However, their term is usually 15 years and they must compete with other taxable investments.

Tax-exempt bond alternatives are open only to non-profit publicly owned institutions. They are more complicated and have higher initial costs, however, their terms vary from 25 to 40 years and their interest rates are lower.

In most states, hospitals may finance facilities by establishing an "authority," and the concept may sometimes be extended to hospital-based medical practice facilities.

Revenue Ruling 63-20 of the Internal Revenue Service allows hospitals to issue tax-exempt bonds "on behalf of" the town or city to which the entire project must be deeded after the bonds have been paid. The process might be extended to medical practice facilities if a favorable ruling could be obtained from an IRS district office.

FHA-insured mortgage loans for health facilities are available under the Section 242 Program. They can be extended to medical office buildings but are time-consuming and unfamiliar. Similar state programs might be construed to apply to hospital-owned medical office buildings.

While HEW has recently accepted the "office building occupancy" classification for outpatient facilities, there are HEW limitations

which will make the cost of buildings higher and require more area for circulation than is normally found in commercially developed medical office buildings. To compete effectively, the additional space will have to be subsidized. HEW parking requirements can be excessive when compared with privately-owned medical office buildings. Relief can be obtained, however, through a study that will justify lower parking needs.

The architect's role can be expanded

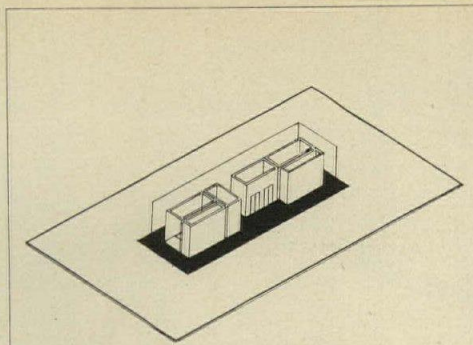
If the architect has previous experience, he may wish to accept the additional work of representing the owner-developer as a consultant in the marketing, organization and financing aspects of the project. The architect may also become the owner-developer or otherwise have a vested interest in the project. However, customary architectural fees do not allow for the tremendous effort that must go into developing a medical building and the fee should reflect any of these additional services undertaken.

There are many building types on which the architect can cut his development teeth. Medical office buildings are among the most complex and an architect should approach involvement with great care. There are a very few experienced consultants in the field who will "package" a medical office building under a variety of fee and ownership arrangements. Generally their involvement is to the advantage of owner and the architect. Leases are small and usually difficult to negotiate. The hospital restricts marketing, and doctors are generally not used to paying the rents which a contemporary, unsubsidized building demands. Typically, annual rents in a new Type I downtown building must be \$12.00 per square foot plus parking or \$10.00 per square foot in a wood frame suburban structure. Such rents are generally double the rates in most older buildings. Physicians will listen to reason—and the reduced travel time and efficiency gained from being connected to a hospital will more than pay for the \$25 above their old rents per day that a new building can represent—but sale of this concept can be difficult.

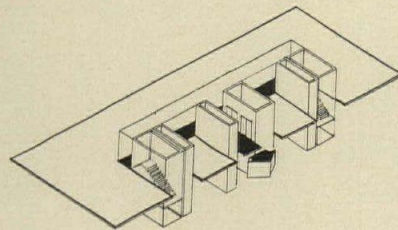
The architect is well advised to place some insulation between himself and the tenants in the form of the owner's project manager. This includes programming and design. It is also important that the building have strong management after construction. Doctors are accustomed to demanding a high level of service generally. They are particularly used to demanding a very high level of service on all fronts from their hospital.

If the hospital manages the building it is subject to these demands, and accustomed to being very responsive. Hospital administration may not be accustomed to building management and the architect can become involved in work which is normally the province of management. Therefore, strong management of a very explicit system for acceptance of space and extra services should be set up.

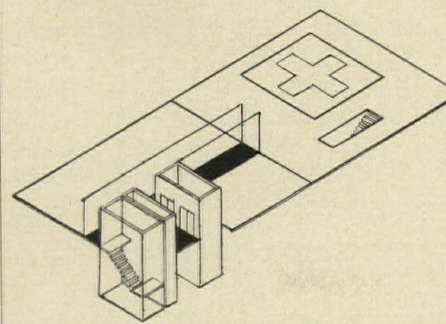
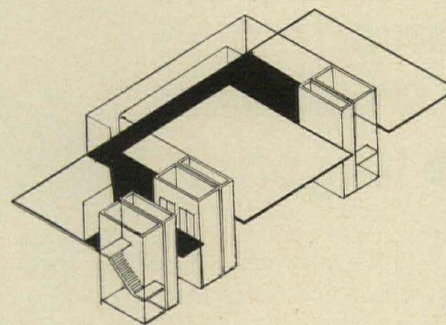
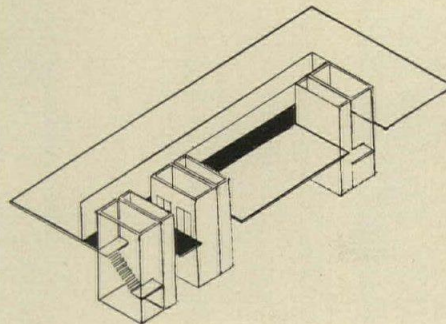
The design of the building shell is quite straightforward. Fees should be comparable to a commercial office building shell. The design



Central core, about 80 per cent efficient



Exterior core, 84 per cent efficient



Expansive, exterior end location

of physicians' suites is, however, usually extremely time-consuming. Planning is very detailed, often including considerable casework, and doctors are often demanding clients. A standard construction documents' fee for a full floor commercial office building use might be \$.50 per square foot. A physician's suite is more appropriately \$1.50 per square foot. The architect should not be expected to include developing and financing in his fee, but these should be considered separate because of their scope.

Owner's needs and professional balance can affect tenant requirements


Usually membership on the hospital staff is the only requirement for tenancy. It presupposes that the physicians will practice within the moral and professional standards of the staff and the hospital.

Although a representative mix of specialties is important to the success of a building, applications should be accepted on a first come, first served basis. As the building fills up, it may be necessary to withhold some spaces (although there may be a waiting list) because of the necessity to recruit additional physicians to round out specialties in the building.

In a hospital-owned building only certain restrictions are acceptable to most physicians and can be enforced to eliminate competition with hospital diagnostic departments. For example, a physician can be allowed to provide X-ray and laboratory services for his private non-hospitalized patients, but not be allowed to sell these services to the patients of other tenants. Conversely, the hospital has the obligation to provide outpatient diagnostic services quickly and efficiently for the patients of tenants who do not provide services privately, as well as for those of other staff physicians who practice elsewhere. The hospital must be especially careful to avoid any favoritism toward tenant physicians in admissions, surgical schedules, etc.

Ideally, the tenants will represent all of the specialties at the hospital in proportion to their numbers on the staff. It is helpful to estimate that each tenant will take approximately 1,000 square feet of rentable space. This varies from urban to suburban locations, between parts of the country and among specialties. Psychiatrists are at the low end, at perhaps 400 square feet, and physicians with several technicians or physician-assistants take the most space, in a very few instances as much as 2,000 square feet per doctor.

Space may also be set aside for commercial tenants, such as a coffee shop, pharmacy, medical equipment supplier and optometrist, who will benefit from being in the building. The hospital may also lease space for clerical departments, classrooms, storage, motel-type rooms and small outpatient departments. If the local comprehensive planning agency will allow this type of expansion, under a certificate of need, it is an economical way to relieve crowding inside the hospital, since medical office building construction is inevitably cheaper than any space in the hospital itself due to differing code restrictions, and normally, construction techniques. Hospital ad-



**GAF® Corrugated
Asbestos-Cement Sheets
never corrode and
are always available.
Just in case you've forgotten.**


It's nice to know, in these days of increased costs and shortages, GAF Corrugated Asbestos-Cement Sheets are still economical and in plentiful supply.

They're completely fireproof, resistant to dilute acids, alkalis, smoke, and impervious to weather. Maintenance is minimal. The elimination of painting alone pays important dividends each year.


Generations of engineers, architects and builders have found GAF Corrugated Asbestos-Cement Sheets an ideal siding and roofing material for industrial and commercial structures in corrosive situations.

The coupon on the right will make sure you're kept up to date. Or, check Sweet's Architectural or Light Construction Catalog Files.

**GAF® CORRUGATED ASBESTOS
CEMENT SHEETS**



GAF Corporation, Building Materials Dept. AR-25
140 West 51 Street,
New York, N.Y. 10020

Please send literature and details on use of
GAF Corrugated Sheets 
Have your sales representative call

Name _____
Company or firm _____
Street & Number _____
City _____ State _____ Zip _____

For more data, circle 35 on inquiry card

ministrative space in the medical office building also allows later expansion.

Modular office planning assures future flexibility and change

There is surprisingly little major change in a medical office building, and premiums for movable partition systems are not justified. The latter may also create acoustical separation problems, which are most troublesome.

The greatest concern for flexibility is for the possible future growth of any given office suite. By insisting on certain plan relationships between adjacent suites it will be possible to merge two or more suites as the need arises. Offices can normally expand successfully by taking similar adjacent space for additional offices, exam rooms, treatment rooms, clerical work areas and waiting space. Some partitions may have to be removed and relocated, and adjustments will have to be made to the electrical and mechanical systems.

A second major source for change is the introduction of new equipment and attendant space requirements. A totally unexpected need like a new X-ray machine cannot be anticipated everywhere and the extensive remodeling of one or two rooms may be required. Fortunately, very few rooms in the medical office building must be maintained in operation during those changes.

Physicians rarely find physical or functional obsolescence reason enough to remodel extensively or move. The forces of relocation include changing referral patterns, newer buildings, prestige, real estate speculation, new partnerships and a need for additional adjacent space which may not be available.

More and faster change can be expected as new health delivery systems evolve, but the basic module of a physician, exam rooms, a nurse's work area, storage spaces and special treatment rooms will remain constant. Clerical and waiting space may be redistributed and/or concentrated at one point on each floor of the building. Large-scale change, requiring extensive remodeling of an entire floor will occur rarely.

Anticipate and charge for any tenant improvements

It is customary for an owner to provide suites that are finished to a common standard. Amenities which surpass the basic standard are specifically requested and paid for by each individual tenant. It is customary to establish the building standard improvements at a level which allows a very economical move in. Most tenants will wish to improve above that level. A typical standard per 1000 square feet of leased space includes the following: 130 linear feet of interior partitions, 30 linear feet of fixed partitions, 10 doors, 6 plumbing fixtures, 24 lighting fixtures, 2 HVAC zones. Special items and improvements, like lead lining, plaster traps, X-ray processors, light-proof doors, special lighting controls and special plumbing fixtures, cannot be estimated with any certainty in advance. Most of them will be billed to the tenant and will not affect the owner's building cost.

Two major tenant improvement construction options are available. One is to con-

tract for a building shell and later the tenant contracts, individually, for each suite. This is the normal way in which shopping centers are developed. The process requires the least investment by the owner-developer and passes on the cost of all interior improvements to tenants. The cost of these improvements is not estimated in advance since the needs and standards of each tenant will vary.

In medical office buildings this approach is not recommended. Since the basic finishes and quantities of materials for the entire building can be estimated quite closely it is possible to obtain bids on a completed building with tenant work items on a unit price basis. Escalation formulas and a termination date for the unit prices should be established. Such a deadline will also tend to fill the building more quickly if tenants know that they will pay a premium for late involvement or tardy decision making.

Design implications of medical office building function

The spaces within a medical office building are uniformly small, with the exception of large waiting and office areas. Therefore, there is little to be gained by bays larger than 20 by 25 feet. An interstitial space concept is also unwarranted since the HVAC system is simple and requires fewer and smaller ducts than a hospital. A floor-to-floor height of 12 feet is attainable in a concrete beam slab system with 8-foot ceiling height standards in tenant spaces. Adherence to a rigid modular ceiling design is impossible, and a modular all-glass window-wall system is difficult. Doctors are very space- and rent-conscious. Natural modules for spaces are not as regular as in an office building so that matching partitions with mullions and providing minimal square footage is difficult. Small high windows are desirable to provide additional wall space for equipment and furniture.

Floors should have at least 11,000 square feet of rentable area. Preferably all partitions will extend beyond the suspended ceiling to avoid the transmission of sound through the tracks. Demising partitions should go to the slab and be filled with sound attenuating material. Partitions between exam and consultation rooms should be soundproofed.

Each suite should have its own thermostat control, and examination rooms should have additional radiant heat for unclothed patients. The system should be designed to operate efficiently when only portions of the building will be completed and occupied.

The basic building finishes normally include painted walls, sheet vinyl floors in toilets and wet areas, vinyl asbestos tile floors and a 2-by-4-foot lay-in acoustical tile ceiling system with recessed fluorescent light fixtures.

Casework may be omitted and provided by the tenant, or may be provided under an allowance basis. There are many new options for wall component systems and as many physicians who want to make their own arrangements for design and purchase. If strict limits are set on delivery dates and cooperation with the plumbing trades established, then the deletion of casework from the basic suite finishes is recommended.

The most common floor plan for medical office buildings is the familiar office building with a core of elevators, stairs and shafts at the center. The depth of the space is approximately 25 feet along two sides of the core, leaving larger spaces at the two ends.

A net-to-gross efficiency of 80 per cent is attainable, but increasing it further by making the sides much deeper than 25 or 30 feet is not productive. To attain 81 per cent efficiency each floor should have about 11,000 square feet of rentable space.

Future expansion requires additional floors or a second building, and the connection to the hospital must be by a bridge or tunnel. It is difficult to have the two buildings touch without losing windows at one end and the "end" spaces may not be large enough for group practices, depending upon local exit code interpretations.

A second and more efficient scheme is a single corridor arrangement with the elevators, shafts, and stairways along one side. In a floor of 11,000 square feet of rentable area an efficiency of 84 per cent is feasible without creating inefficient, unrentable space.

This floor allows much greater flexibility for future expansions since the elevators are on an outside wall.

A third common prototype places the elevators and stairs at one end of the single corridor, requiring slightly more corridor on each floor and reducing the efficiency of the plan to approximately 83 per cent. However, the advantages of this scheme outweigh the lost rentable space because the building can expand in three directions, the roof may be used for a helistop and the corridor may be in various zones depending upon the needs of each floor of the building.

Ideally, a large building will be connected to the hospital on three levels: a public level for patients entering the hospital for ambulatory services; an upper level for physicians moving quickly to patient care floors; and a lower level for services and supplies. With a helistop on the roof of the medical office building, elevator service should be provided to surgery, radiology and emergency.

Office suites are most efficiently planned when the available space is squarish in shape. Suites of less than 700 square feet are difficult to plan in a depth of more than 30 feet, and suites over 2000 square feet become narrow and long at a depth of 30 feet. Offices of 3,000 and 4,000 square feet need to be planned like hospital departments and are usually most efficient if 40 or 50 feet deep. Sometimes, however, there will be a strong preference for windows and a less efficient, strung-out suite.

All of the above indicates that producing a medical office building is a difficult task—particularly one with a sense of architectural quality and especially so at a large scale. Small medical office buildings can have their exterior custom designed and scale works with the architect. Multi-story buildings, whose basic design is set before suite layouts are finished tend to appear as blockhouses due to the size and placement of windows. One approach which seems to work is the articulation of stair masses and developing a truly flexible recessed window wall, difficult but possible.

METALASTIC[®]

IS UNLIKE ANY OTHER


EXPANSION JOINT COVER!

Metalastic is the only expansion joint cover that has a seamless extrusion. The perforated 2" wide tempered steel nailing strip within each flexible vinyl flange provides positive fastening and avoids concern of use over dissimilar metals. A 3/8" PVC closed cell foam insulates the bellows section. It is flexible at atmospheres down to -50°F and resistant to aging, cracking and atmospheric pollutants... will not work loose and shrink, rust or corrode.

Straight flange Metalastic is packed in 50' lengths to minimize joints. Curb shape and combination straight flange and curb shape come in 10' lengths. Factory-fabricated transitions and exclusive self-adhering splicing tabs assure permanent watertight joints.

Get the facts. You'll specify Metalastic. It's available now.

Metalastic is for curb or cant installation and adapts to both conventional and irregularly shaped roofs.



Reinforced, self-adhering splicing strips eliminate waste and error and provide permanent weather-resistant bonds. Splicing takes seconds regardless of temperature.



Ring shank Metalastic nails provide additional moisture protection. Vinyl flange self-seals around the nail shanks.

Metalastic[®]

Expansion Joint Cover

GREFCO, Inc. / Building Products Division
2111 Enco Drive
Oak Brook, Illinois 60521

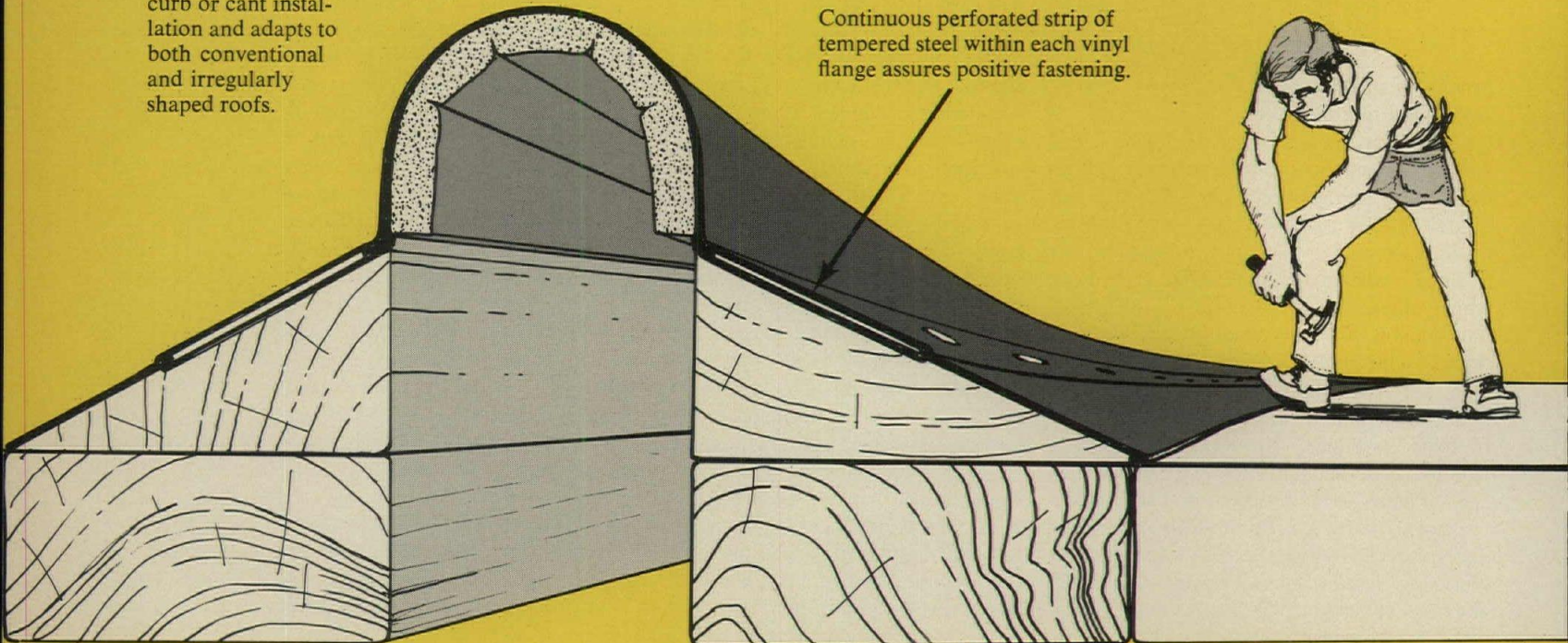



A subsidiary of General Refractories Co.



For more data, circle 36 on inquiry card

Continuous perforated strip of tempered steel within each vinyl flange assures positive fastening.



Dodge pricing manual is expanded

The 1975 edition of the *Dodge Manual for Building Construction Pricing and Scheduling* has been expanded by nearly 15 per cent over the previous edition. Now available from McGraw-Hill Information Systems Company, the *Dodge Manual* includes, 1,100 more items of work. Also expanded are its geographical indexes, which provide cost adjustments for 96 cities in the U.S. and eight in Canada.

The new edition also gives up-to-date information on cost of equipment now demanded by Occupational Safety and Hazards Act requirements, such as fencing, safety nets and scaffolding, for protection of both work crews and the public. In addition to labor, material and total unit costs, the Manual includes data on the size and make-up of the crew used to calculate the cost of an item, and the average productivity of the crew. Data also cover a varied range of items from engineering and consultants' fees to post-tensioned concrete. Organized according to the U.C.I. format, the book includes a comprehensive subject index. A feature of the 1975 *Dodge Manual* is the Dodge Manual Computer Estimating Service.

The 1975 *Dodge Manual* is prepared with field-gathered cost data from the computers of Wood & Tower, Inc., Princeton, N.J., a leading consulting firm in construction cost estimating and management. The price of the computer-generated *Dodge Manual* is \$17.95.

*John H. Farley, senior editor
Dodge Building Cost Services*

INDEXES: February 1975

1941=100.00 (except as noted)

Metropolitan area	Cost differential	Current Indexes				% change last 12 months
		non-res.	residential	masonry	steel	
U.S. Average	8.3	475.6	446.5	466.7	455.3	+ 8.52
Atlanta	7.5	583.0	549.7	571.6	560.8	+ 5.44
Baltimore	8.6	544.4	511.9	532.7	518.2	+12.24
Birmingham	7.2	427.6	397.8	413.0	409.2	+ 4.61
Boston	8.7	469.5	443.6	466.6	452.8	+ 5.52
Buffalo	9.1	526.2	494.2	518.5	504.1	+10.08
Chicago	8.3	538.0	511.6	519.3	511.8	+ 4.02
Cincinnati	8.6	507.6	477.7	495.8	483.3	+ 8.03
Cleveland	9.0	517.6	487.1	506.1	494.5	+10.10
Columbus, Ohio	8.2	501.4	470.9	492.9	480.1	+10.64
Dallas	7.8	483.2	467.9	473.4	464.6	+ 9.37
Denver	8.2	516.6	486.1	506.7	493.1	+10.50
Detroit	9.7	545.6	519.9	555.6	532.7	+ 7.41
Houston	7.1	431.6	405.4	418.6	412.8	+ 8.61
Indianapolis	7.7	430.5	404.4	421.4	411.8	+ 8.21
Kansas City	8.2	451.6	426.8	444.2	430.9	+ 9.49
Los Angeles	8.4	545.5	498.8	531.6	520.0	+ 5.36
Louisville	7.6	470.7	442.1	459.0	449.8	+ 7.69
Memphis	8.3	488.8	459.1	470.3	463.5	+12.60
Miami	7.8	492.3	469.2	477.3	467.7	+ 8.43
Milwaukee	8.2	524.6	492.7	514.2	500.1	+ 9.44
Minneapolis	8.6	494.9	465.7	485.7	477.1	+ 7.00
Newark	8.8	466.6	438.2	459.0	448.5	+11.01
New Orleans	7.2	448.8	423.7	443.1	432.8	+ 5.01
New York	10.0	528.2	491.2	515.8	503.0	+ 6.07
Philadelphia	9.0	525.2	500.4	521.3	504.8	+ 6.77
Phoenix (1947 = 100)	7.8	271.8	252.6	262.5	258.1	+ 7.98
Pittsburgh	8.8	471.7	443.8	466.6	452.3	+ 9.57
St. Louis	8.5	483.9	456.8	479.1	467.9	+ 7.19
San Antonio (1960 = 100)	7.6	185.0	173.8	180.9	176.8	+14.73
San Diego (1960 = 100)	8.4	200.2	188.1	196.9	192.0	+10.35
San Francisco	9.2	688.4	629.4	684.2	661.1	+ 6.35
Seattle	8.4	462.8	414.4	458.5	441.5	+ 5.95
Washington, D.C.	8.2	469.6	441.0	459.4	447.9	+15.36

Cost differentials compare current local costs, not indexes, on a scale of 10 based on New York

Tables compiled by Dodge Building Cost Services, McGraw-Hill Information Systems Company

HISTORICAL BUILDING COST INDEXES—AVERAGE OF ALL NON-RESIDENTIAL BUILDING TYPES, 21 CITIES

1941 average for each city = 100.00

Metropolitan area	1964	1965	1966	1967	1968	1969	1970	1971	1972	1973 (Quarterly)				1974 (Quarterly)			
										1st	2nd	3rd	4th	1st	2nd	3rd	4th
Atlanta	313.7	321.5	329.8	335.7	353.1	384.0	422.4	459.2	497.7	516.4	518.0	543.8	544.8	555.2	556.7	573.5	575.0
Baltimore	280.6	285.7	280.9	295.8	308.7	322.8	348.8	381.7	420.4	441.8	443.6	474.5	475.5	516.3	517.8	532.8	534.3
Birmingham	260.9	265.9	270.7	274.7	284.3	303.4	309.3	331.6	358.3	371.7	373.2	401.1	402.1	405.5	407.0	419.7	421.2
Boston	252.1	257.8	262.0	265.7	277.1	295.0	328.6	362.0	394.4	414.0	415.6	436.8	437.8	455.1	456.6	461.0	462.5
Chicago	306.6	311.7	320.4	328.4	339.5	356.1	386.1	418.8	444.3	465.3	466.9	507.6	508.6	514.2	515.7	528.1	529.6
Cincinnati	269.5	274.0	278.3	288.2	302.6	325.8	348.5	386.1	410.7	430.4	432.0	461.4	462.4	484.5	486.0	498.6	500.1
Cleveland	283.0	292.3	300.7	303.7	331.5	358.3	380.1	415.6	429.3	436.7	438.3	461.2	462.2	490.3	491.8	508.0	509.5
Dallas	256.4	260.8	266.9	270.4	281.7	308.6	327.1	357.9	386.6	407.3	408.9	435.4	436.4	453.7	455.2	476.4	477.9
Denver	287.3	294.0	297.5	305.1	312.5	339.0	368.1	392.9	415.4	429.5	431.1	460.0	461.0	476.1	477.6	508.5	510.0
Detroit	277.7	284.7	296.9	301.2	316.4	352.9	377.4	409.7	433.1	463.4	465.0	500.0	501.0	519.5	521.0	537.2	538.7
Kansas City	250.5	256.4	261.0	264.3	278.0	295.5	315.3	344.7	367.0	387.7	389.3	404.8	405.8	435.6	437.1	443.4	444.9
Los Angeles	288.2	297.1	302.7	310.1	320.1	344.1	361.9	400.9	424.5	453.3	454.9	503.2	504.2	514.3	515.8	531.3	531.8
Miami	274.4	277.5	284.0	286.1	305.3	392.3	353.2	384.7	406.4	419.0	420.6	446.2	447.2	467.6	469.1	484.6	485.5
Minneapolis	282.4	285.0	289.4	300.2	309.4	331.2	361.1	417.1	412.9	430.6	432.2	455.1	456.1	469.7	471.2	487.1	488.6
New Orleans	240.9	256.3	259.8	267.6	274.2	297.5	318.9	341.8	369.7	382.1	383.7	419.5	420.5	437.5	439.0	440.6	442.1
New York	289.4	297.1	304.0	313.6	321.4	344.5	366.0	395.6	423.1	453.5	455.1	484.3	485.3	497.4	498.9	513.8	515.3
Philadelphia	275.2	280.8	286.6	293.7	301.7	321.0	346.5	374.9	419.5	459.3	460.9	484.1	485.1	495.7	497.2	517.0	518.5
Pittsburgh	263.8	267.0	271.1	275.0	293.8	311.0	327.2	362.1	380.3	406.3	407.9	423.4	424.4	443.7	445.2	464.1	465.6
St. Louis	272.1	280.9	288.3	293.2	304.4	324.7	344.4	375.5	402.5	427.8	429.4	443.2	444.2	458.7	460.2	475.2	476.7
San Francisco	365.4	368.6	386.0	390.8	402.9	441.1	465.1	512.3	561.0	606.4	608.0	631.3	632.3	647.1	648.6	671.0	672.5
Seattle	266.6	268.9	275.0	283.5	292.2	317.8	341.8	358.4	371.5	388.4	390.0	423.4	424.4	437.8	439.3	448.7	450.2

Costs in a given city for a certain period may be compared with costs in another period by dividing one index into the other; if the index for a city for one period (200.0) divided by the index for a second period (150.0) equals 133%, the costs in the one period are 33% higher than the costs in the other. Also, second period costs are 75% of those in the first period (150.0 ÷ 200.0 = 75%) or they are 25% lower in the second period.



If you've got 85 people coming for dinner, you can't afford to be waiting on refrigeration equipment.

Providing your customers with an appetizing entree, promptly, is a full-time job. And a complex one. One that requires a variety of food service equipment to help you get the job done and take advantage of the efficiencies that are built into today's food service systems. Equipment selection, however, is an equally complex job. Because there is so much available. And because the equipment you select has to satisfy you, and the people who work for you, and the people that you serve.

Every piece of Nor-Lake refrigerated food service equipment is designed to do a job, consistently and conveniently, day in and day out. Week after week. Month after month. Year after year. With doors that open easily and close tightly. Insulation and compressors that control in-use temperature variation. Designs that maximize storage and minimize cleaning. We make them that way because Nor-Lake equipment is used, day in and day out, by people who can't settle for anything less.

Please send me information on your Refrigerators, Freezers, Walk-In Units, Beverage Coolers, full line.

I don't need information, I need answers. Have someone call me.

Name

Title

Institution/Company Name

Address

City State Zip

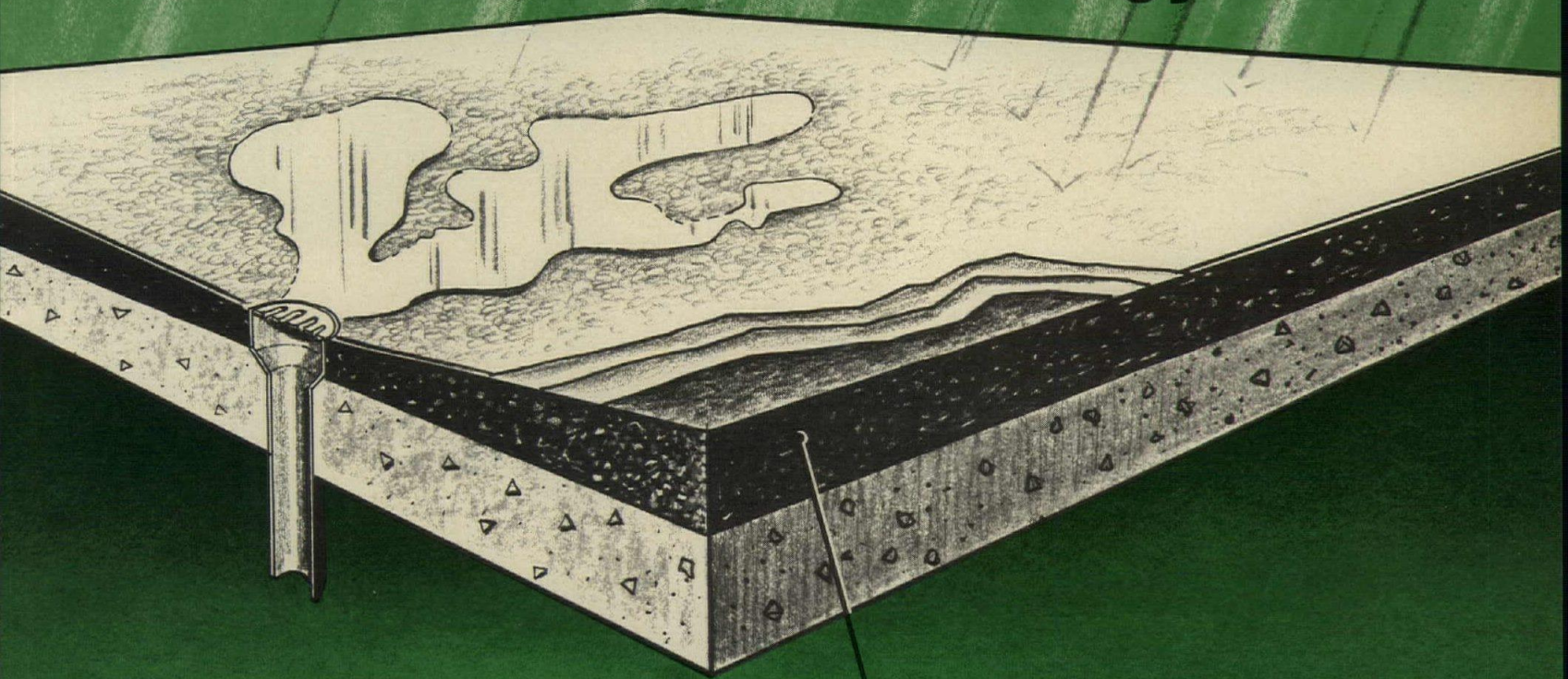


NOR-LAKE INC.

Second and Elm, Dept. 3177
Hudson, Wisconsin 54016
Phone: 715-386-2323

For more data, circle 37 on inquiry card

the roof deck that conserves energy!




All-weather Crete[®] INSULATION

Up to \$134,340* savings in 20 years!

Even though the dollar and thermal savings for every building are different, similar dramatic savings are achieved on every All-weather Crete insulated building. It's important! Many owners are now requesting architects to figure costs for the construction process and also costs on yearly operation. All-weather Crete not only provides exceptional fuel/energy savings, but the added thickness provides positive slope to drains. It is also completely seamless — it is applied dry and it transmits vapors. These are all aids to longer roof life.

*This represents the total 20 year savings when using 4" of All-weather Crete in lieu of 1" of rigid or 2" of wet-poured insulation on a 50,000 sq. ft. deck. Therms saved - 288,400; KW/Hrs. saved - 890,000. These figures were taken from an engineering study developed by a professional engineer at a prominent university. Source available upon request.

Figure the thermal and cost savings on your next job. Compare insulations. Do this with the technical workbook, "Calculating Roof Deck Energy Conservation". It's free to architects and engineers. Contact Silbrico Corporation.




SILBRICO CORPORATION

6300 River Road, Hodgkins, Illinois 60525, (312) 735-3322

For more data, circle 38 on inquiry card

You've taken latex for better or worse.



**YOU NOTICE
NEENAH
CASTINGS
AROUND
THE
WORLD**

Architects, designers
and planners know
Neenah castings are found
in Pakistan, Kuwait, Turkey,
South Africa, Argentina, Bahamas
. . . and from Paris to Pittsburgh.


They know Neenah makes the finest quality castings: from gray iron manhole covers . . . to ductile iron airport drainage grates . . . to decorative tree grates . . . and a complete line of building castings.

But did you know Neenah has thousands of design variations to choose from? Over 100 years of experience? Three modern plants?


*Write or call for the most complete construction castings catalog,
Neenah's Catalog "R", 6th edition.*

NEENAH 
FOUNDRY COMPANY


NEENAH, WI 54956 Phone: 414-725-3041
Jobbers in most principal cities



**The hinge
that hides**



NOW YOU SEE IT



NOW YOU DON'T

The Soss Invisibles—for a custom look for any room! These amazing hinges hide when closed, eliminating unsightly gaps, hinges, and door jambs. They're the perfect hidden touch for doors, doorwalls, storage cabinets, built-in bars, stereos, and TV's. Specify the Soss Invisibles wherever looks matter. See listing in Sweet's or write for catalog: Soss Manufacturing Co., Division of SOS Consolidated, Inc., P.O. Box 8200, Detroit, Mich. 48213.



For more data, circle 41 on inquiry card

◀ *For more data, circle 40 on inquiry card*

This is better.


niax

Frothed Polyurethane Foam System

This system makes a urethane backing you can foam on with modified latex equipment to the density and thickness you desire. It's tough. Abrasion resistant. Extremely moisture resistant. With excellent adhesion and tuftlock and with outstanding compression set characteristics. It has all the properties to make it the most desirable one-piece contract carpet cushion on the market today. You've stuck with latex because you've invested plenty in latex equipment and latex is still the least expensive material you can buy. Or

is it? NIAX® intermediates cost more, but our foam system uses no water and about 1/3 the heat. Which means you can run it three times as fast or in 1/3 the space if you're installing a new oven. There's no latex waste. The NIAX® system could triple your output on existing ovens and take a big bite out of your overhead. Union Carbide has spent five years developing the chemicals to make a better foam for your existing equipment. And we're prepared to go to even greater lengths to prove it to you. We'll run our foam on up to 40 yards of your carpet at a mill in

Dalton. You can see and test the results. For better or worse. Call or write for literature on the NIAX® system.




Union Carbide Corporation
Chemicals and Plastics
270 Park Avenue Dept. RFB
New York, New York 10017
212/551-3763

For more data, circle 39 on inquiry card

STOCK & CUSTOM PRODUCTS THAT WE MANUFACTURE IN WOOD & CONCRETE:

- Walls
- Lighting Fixtures
- Planters
- Benching
- Shelters
- Berms
- Playground Equip.
- Fountains
- Trash Receptacles
- Signs
- Game/Picnic Tables
- Bollards
- Barriers
- Fencing
- Bridges/Walks
- Greenhouses
- Gazebos
- Arbors

CUSTOM WORK TO YOUR SPECIFICATIONS



**DISTRIBUTORSHIPS AVAILABLE.
CALL OR WRITE FOR OUR CATALOG:**


Playtimber
COMPANY

P.O. Box 66, Essex Street Station, Boston MA 02112
Dial: (617) 436-3080

For more data, circle 42 on inquiry card

New lightweight structural concrete design book

Ideas abound in the CRSI *Structural Lightweight Concrete Design Supplement* to the widely accepted *CRSI Handbook*. Complete designs tabulated for "sand-lightweight" and "all-lightweight" concrete. Designs based on $f'_c = 4000$ psi, Grade 60 rebars include: (1) flat plates; (2) flat plates with spandrel beams; (3) flat slabs with drop panels; (4) waffle flat plates (two-way joists); and (5) one-way concrete joist construction. There's more, including code requirements, latest test results for fire ratings, and instant comparison of deflections versus ordinary concrete. All for \$8.00 per copy, postpaid. To order mail the coupon.



\$8.00
postpaid.

Over 230 pages, hard cover.
Money-back guarantee.

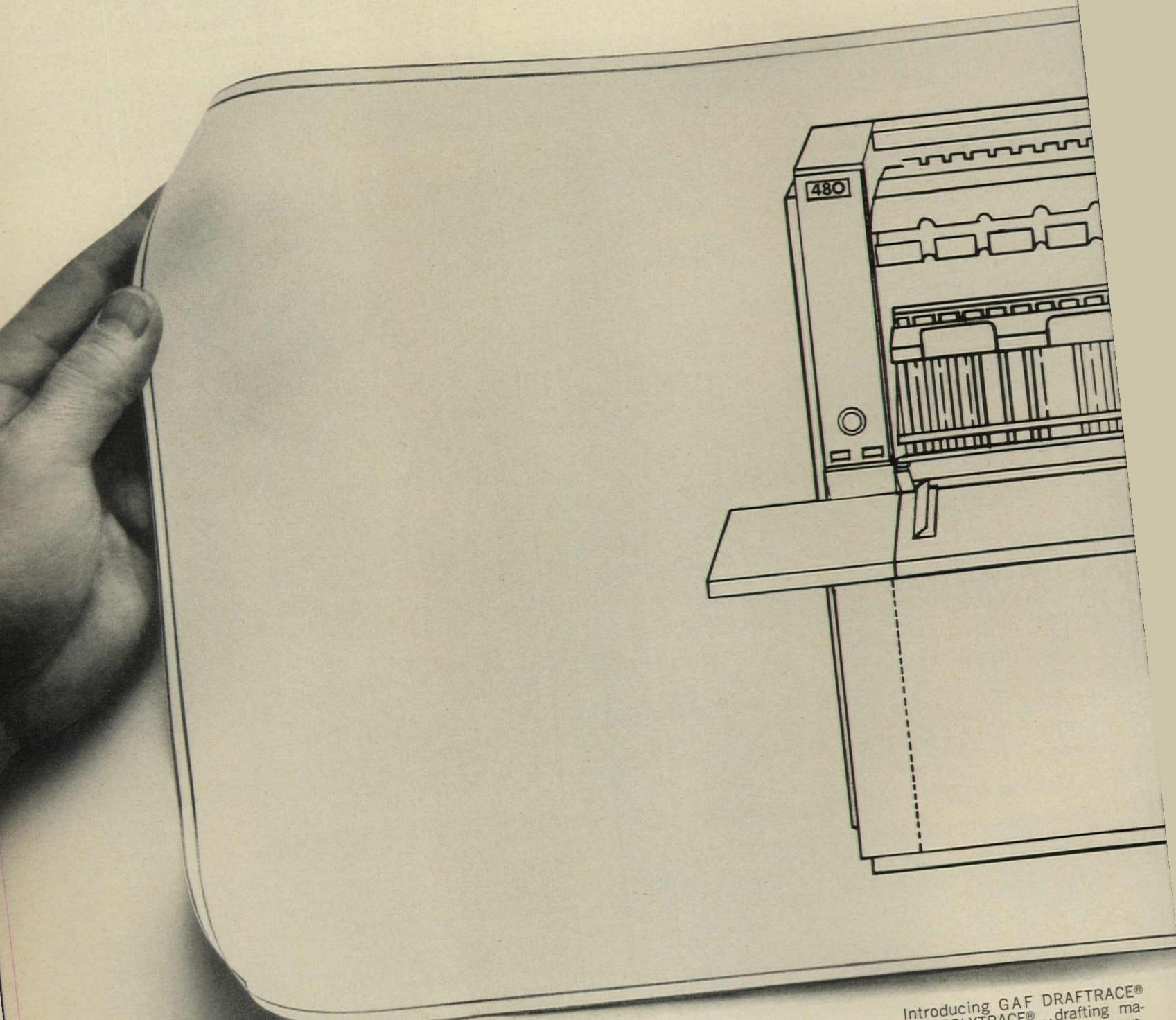
CONCRETE REINFORCING STEEL INSTITUTE
Dept. AR, 180 North LaSalle Street, Chicago, Illinois 60601

Send me _____ copies of the CRSI Structural Lightweight Concrete Design Supplement at \$8.00 per copy. Also send _____ copies of 750 page CRSI Handbook @ \$15.00. (Both books for special price of \$20.00.) Enclosed \$ _____ total. (Send check or money order please—NO C.O.D. ORDERS ACCEPTED.)

Name _____
Company or Firm _____
Address _____
City _____ State _____ Zip _____

For more data, circle 43 on inquiry card

Drawing on vellum?

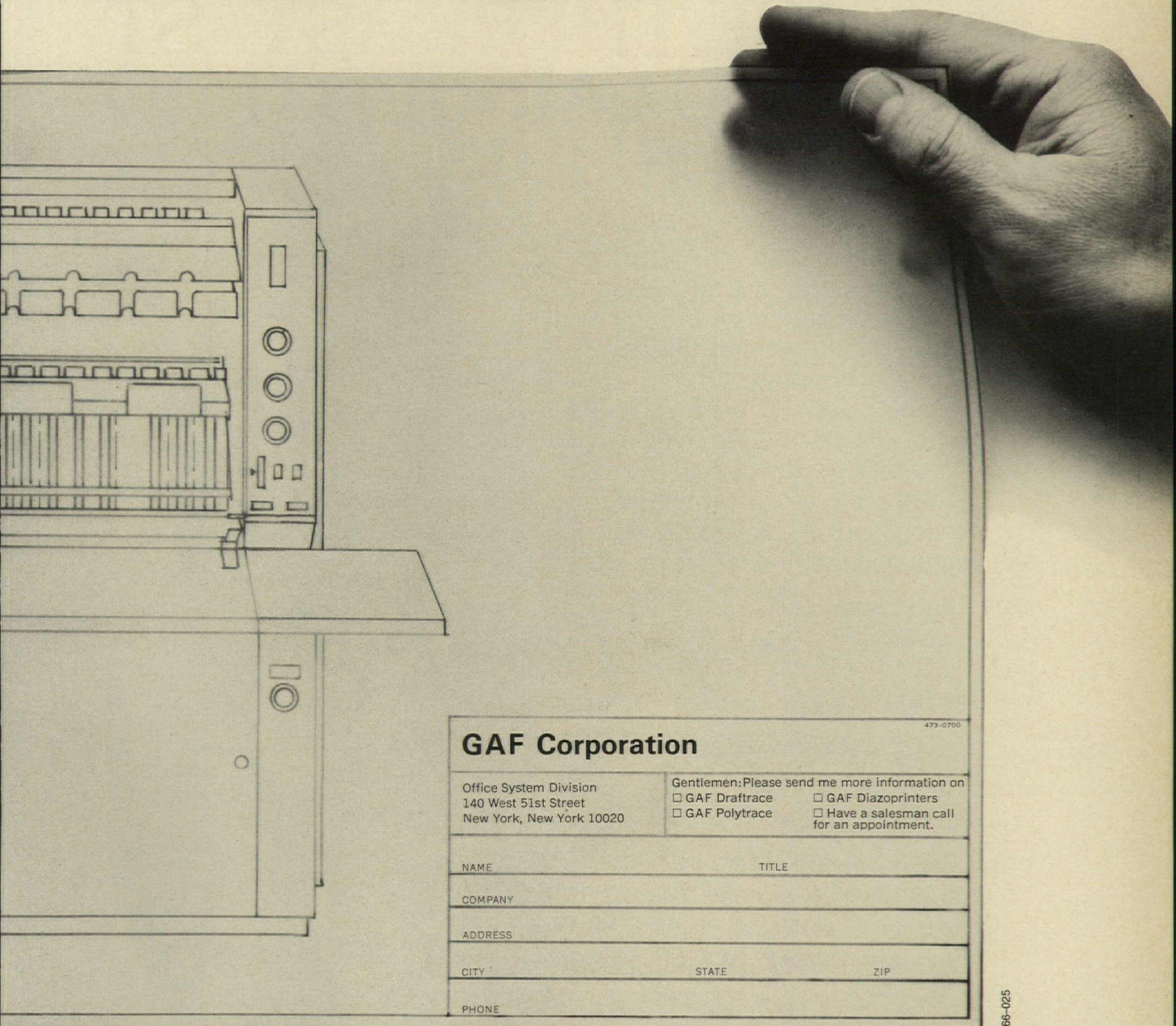


Draw on GAF!

Introducing GAF DRAFTRACE® and POLYTRACE®...drafting materials from America's oldest manufacturer of film, photographic papers and chemicals.

GAF DRAFTRACE-Papers—They're permanent so you eliminate re-dos of older drawings. They're non-yellowing which saves lots of drafting time (and money). High fracture resistance adds life to mishandled drawings. DRAFTRACE accepts pen and pencil...so you use only one product. The special

Drawing on film?



GAF Corporation

473-0700

Office System Division
140 West 51st Street
New York, New York 10020

Gentlemen: Please send me more information on
 GAF Drafrace GAF Diazoprinters
 GAF Polytrace Have a salesman call for an appointment.

NAME		TITLE	
COMPANY			
ADDRESS			
CITY	STATE	ZIP	
PHONE			

666-025

Line drawing of the new GAF 480 Automatic Diazoprinter

optical brightness tint allows DRAFTRACE to deliver excellent contrast for high quality micro-filming. DRAFTRACE's erasability lets you pick up graphite particles, leaves no ghosts when reproduced.

GAF POLYTRACE-Films—Specially designed to take and hold pencil and ink. Erases easily without ghosting. High translucency assures excellent reprints at higher copying speeds. POLYTRACE is virtually impossible to tear, damage

or fracture. Delivers longer lasting drawings. Reduces re-dos of old ones. Its dimensionally stable base makes undimensioned drawings and templates a breeze. And its high whiteness assures quality reproduction on diazo and other systems.

Looking for materials that will help you deliver a quality end product? Get acquainted with GAF DRAFTRACE and GAF POLYTRACE. And don't forget our complete line of diazoprinters.



Rediscover Diazo®

© COPYRIGHT GAF CORPORATION

For more data, circle 44 on inquiry card

HOW TO GET YOUR PACKAGE THERE AS FAST AS IF YOU CARRIED IT YOURSELF.

It's as easy as 1, 2, 3.


1. Bring your small package to United's passenger check-in counter 30 minutes before flight time. Pay the charges.

2. Phone your addressee. Give him the flight number, arrival time, and receipt number.

3. Thirty minutes after arrival, the package can be picked up at the baggage claim area.

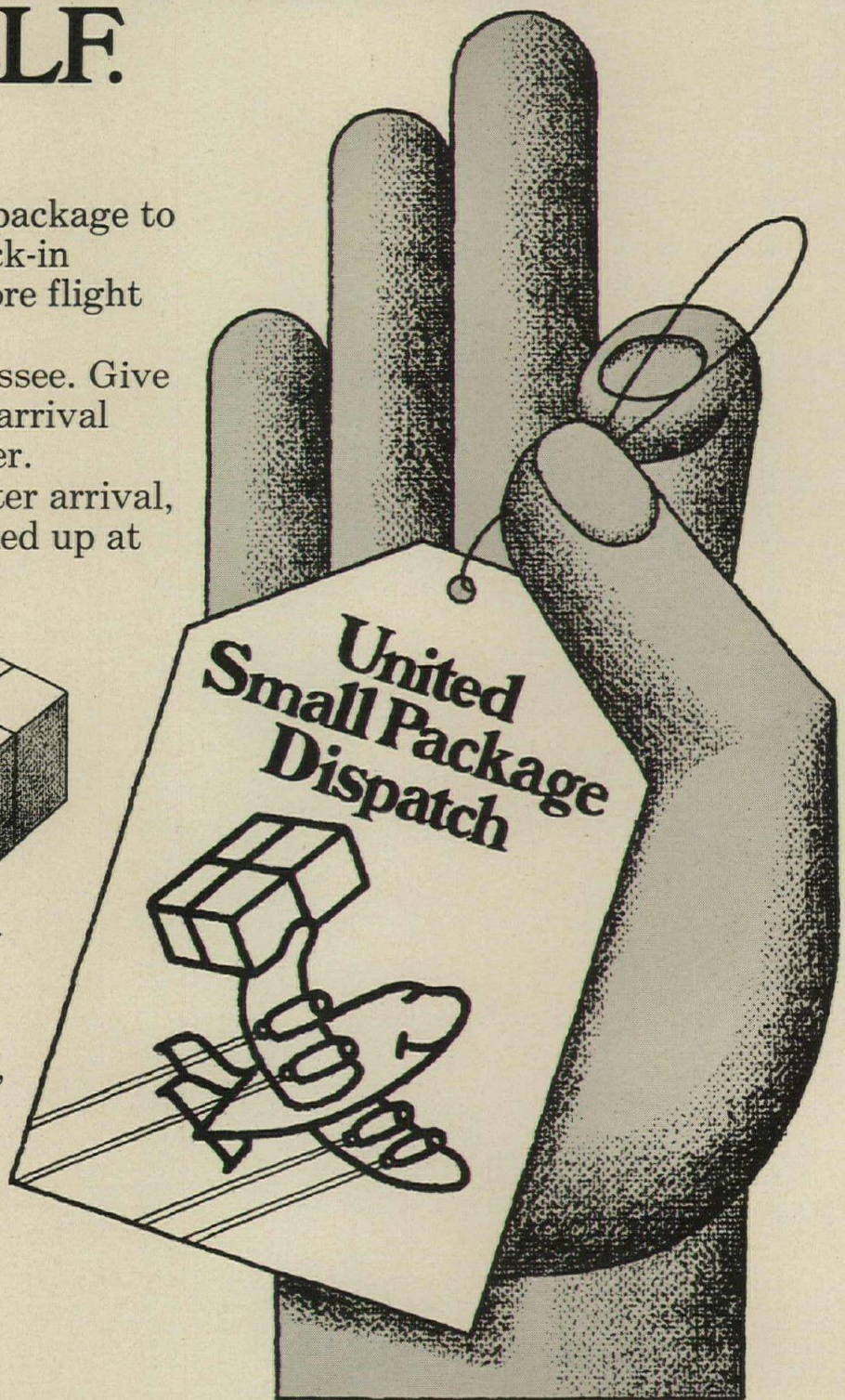
How big is small?

Up to 50 pounds in weight, up to 90 inches in total dimensions (length, plus width, plus height).



What can you ship?

Things like film, computer tape, samples, medicine, advertising material, blueprints . . . or the briefcase you forgot to take on your business trip.



No.1 in the U.S. sky

 **UNITED AIRLINES CARGO**

For more data, circle 45 on inquiry card

16TH ANNUAL COM



A communication problem isn't a ho-hum affair.

The communications boom isn't a bunch of boring statistics. Fact is, it's more phones and more new equipment than you ever dreamed of. With wires meeting all over the place. So don't get caught

napping. Put a Walkerduct Underfloor System in your building specs. It will help keep the income from dropping off.

By running all the communication, power and signal requirements under the floor inside Walkerduct, you've got nothing to worry about. The building is safer, more efficient and able to handle any future needs quickly, easily and neatly. Without tearing up the floor. Without spending a small fortune.

Contact your nearby Walkerman for more information. Or write: Walkerduct, Parkersburg, West Virginia 26101. In Canada: Walkerduct of Canada.



walkerduct[®]
WALKER / PARKERSBURG
A **textron** Company



Outside, one of 11 colors available in our low maintenance, acrylic coated aluminum exterior.

Pella Clad Wood Windows overcome, beautifully, two common objections to weather-shielded wood windows. Lack of color choice. And lack of design freedom. In a Pella Clad window, all exterior wood surfaces are covered with an acrylic coated aluminum skin. A well-known and well-respected outside finish. Available in three standard (a) and eight special colors. On our Contemporary and Traditional Double-Hung, Casement, Awning, Fixed and Trapezoidal Windows. And Pella Sliding Glass Doors.



(a)


Inside, the unspoiled beauty of a carefully-crafted wood window.

Wood windows are known for their warmth. Visually. And because of their natural insulating value. And in designing the Pella Clad Wood Window, we left both of those properties unchanged. The exterior aluminum skin does not penetrate the frame or sash (b). Nor is it visible anywhere on the inside of the window. We recognized the need for a weather-resistant, low maintenance window. But seeing no reason to compromise the natural warmth of a wood window, we very carefully avoided doing just that.



(b)

**At the Minnesota Veterans Home,
this Pella Clad window system
adds a warm touch,
inside and out.**



Architect: S. C. Smiley & Associates Builder: Arkay Construction Company Windows: Pella Clad Fixed Units and Contemporary Double-Hung

In between, the built-in flexibility of Pella's exclusive Double Glazing System.

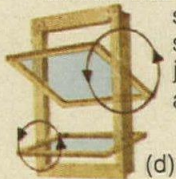
The removable inside storm panel gives you any number of interesting options. Like using our unique Slimshade® (c) to control sunlight, privacy and solar heat gain and loss. Housed between the panes, this fully adjustable blind remains virtually dust-free. The system also accommodates our snap-in wood muntins, and the selective use of privacy panels. But flexibility is not the system's only strong point. The 13/16" air space between the panes does a better job of insulating than welded insulating glass.




(c)

Afterward, the ease of washing a counterbalanced, pivoting sash double-hung window.

Window cleaning is another maintenance factor that must be considered. And here again, Pella design makes an easy job of it. Our Double-Hung Window has a spring-loaded, vinyl jamb liner which allows the sash to pivot. So the outside surfaces can be washed from inside the building. And because each sash pivots at its center point (d), the weight of the sash is counterbalanced. Which makes the whole job just that much easier. Reglazing can also be accomplished from inside, along with sash removal.




(d)



OUR 50TH YEAR

For more detailed information, send for your free copy of our 24-page, full-color brochure on Pella Clad Windows & Sliding Glass Doors. See us in Sweet's Architectural File. Call Sweet's BUY-LINE number or look in the Yellow Pages, under "windows", for the phone number of your Pella Distributor.



Please send me your 24-page brochure on Pella Clad Windows & Sliding Glass Doors. I am specifically interested in: Double-Hung Windows, Casement Windows, Awning Windows, Sliding Glass Doors, Wood Folding Doors.


Name _____
 Firm _____
 Address _____
 City _____ State _____ ZIP _____
 Telephone _____

Mail to: Pella Windows & Doors, Dept. T31B5, 100 Main St., Pella, Iowa 50219.
 Also Available Throughout Canada This coupon answered within 24 hours.

CONDITION WITH PLEXIGLAS®

**today,
more than ever...
it makes such
beautiful
sense.**

Plexiglas acrylic plastic is a combustible thermoplastic. Observe fire precautions appropriate for comparable forms of wood. For building uses, check code approvals. Impact resistance a factor of thickness. Avoid exposure to heat or aromatic solvents. Clean with soap and water. Avoid abrasives.





Modern working environments conditioned with Plexiglas brand acrylic plastic. A timely blend of beauty, utility, and economy.

With Plexiglas you can bathe a multi-story atrium in a maximum of natural light with a minimum of structural support. Double glaze an office building with formed solar tinted windows to control glare and conserve energy. Distribute light efficiently from precision molded, lightweight lenses that won't ever shatter.

These are concepts as important to you today as the formability and high impact resistance of Plexiglas have always been. Write for more design ideas, or consult Sweet's Catalog 8.26/Roh. For answers to specific questions, contact our Architectural Coordinator at (215) 592-6799. Or write: *Plastics Div., Rohm and Haas Company, Independence Mall West, Philadelphia, Pa. 19105.*

Building codes limit areas of plastic glazing. Approvals for large-area Plexiglas enclosures must be applied for on a special permit basis. Fire safety design considerations must take into account the combustibility of Plexiglas.

Skylight, International Monetary Fund, Washington, D.C. Architect: Vincent G. Kling & Partners, Philadelphia, Pa.

Fenestration, Ingleside Office Building, McLean, Va. Architect: Francis L. Koenig, McLean, Va.

Luminaire Lenses, Transamerica Pyramid, San Francisco, Cal. Architect: William Pereira & Associates, San Francisco, Cal.



the trademark

PLEXIGLAS

the company



For more data, circle 10 on inquiry card.



“After 4 years of typical Holiday Inn traffic,
carpet would be threadbare.”



Tuff-Lite® epoxy terrazzo is doing beautifully with a weekly wet mopping.”

Jay King, Chief Engineer, City Line Holiday Inn®-Philadelphia

Ease of maintenance and predictable cost of maintenance were important considerations when City Line Holiday Inn-Philadelphia was in the planning stage. They still are.

And its Tuff-Lite epoxy terrazzo flooring by the H. B. Fuller Company is living up to expectations.

Carpeting would have been spot cleaned many times, completely cleaned several times and possibly replaced. Other than mopping, Tuff-Lite requires just a programmed semi-annual seal treatment.

H. B. Fuller also supplies light-weight, epoxy-based wall matrix for beautifully textured interior and exterior walls.




For help with specifying, selection or application information call our toll free number — 800/323-7407.

 **HB FULLER COMPANY**

Architectural Products Division
315 S. Hicks Rd., Palatine, Ill. 60067, Dept. 526

For more data, circle 52 on inquiry card



Ours In Hours.

With AMSCO's Patient-Service Wall System, you can erect a complete general-patient, ICU, CCU or special care environment in hours. Not days, but hours. And all you need are ordinary hand tools.

Viewed in the long run, the same wall system can be modified, modernized, upgraded, expanded, or completely dismantled and reassembled elsewhere. Also in hours.

Timely features? You bet. And these are just for starters. You'll also discover new ideas in function, safety, and a beauty that lends a hand-

some, contemporary appeal to the entire room. See why our new Patient-Service Wall Systems are all we say they are. Request our highly informative, well-illustrated brochure. It's an education in advanced patient-room service technology.



AMSCO

American Sterilizer Company

ERIE · PENNSYLVANIA

For more data, circle 53 on inquiry card

If we tried to solve all your material-handling problems with a single system, it would be like trying to fit square pegs into round holes. So we developed a wide range of systems, to fill the needs of virtually any hospital.

And we back our products with expertise that helps us tailor our material-handling equipment to your building instead of requiring that you plan your building to fit our systems.


We work with you to determine the best system or combination of systems for the job you want done. We gather facts and figures on costs and cost-savings. We design the system down to the last

nut and bolt — and can even employ computer simulation to prove that our plans will work as well in actuality as they promised to on the drawing board.

We provide full installation if required . . . train hospital personnel in proper and efficient use of the system . . . and remain on hand during start-up and operation to make sure all the bugs are out. To assure that they stay out, AMSCO offers you a nationwide network of service technicians for preventive maintenance or repair.

When it comes to material handling for hospitals, we may not have all the answers. But we're working on them.

in material handling... we're pegged "the



*Manufactured by Control Engineering Company
affiliate of Jervis B. Webb Company.

Central Processing of soiled supplies is a cornerstone of modern material management in hospitals. We can help you design a Department that centralizes responsibility for decontamination while it reduces the risk of cross-contamination. And that's just half the story. The other half focuses on productivity. We talk with your people, analyze your workload in terms of time and motion, and help you get the most out of both. With equipment like our conveyor-fed AMSCOMATIC Washer-Sterilizers and Sterilizers. With Rotary Holding Tables. With related equipment that speeds workflow. So make a clean break with yesterday's processing methods. In an AMSCOMATED Central Processing Department.

talk with us. we can help.




**AMSCO
SYSTEMS**

Division of American Sterilizer Company

For more data, circle 54 on inquiry card

problem solvers”





Andersen™ Perma-Shield® Windows help an Alaska hospital fight the common cold.

When winter comes to Fairbanks, temperatures drop. Often as low as 40° below zero.

So it's no wonder the architect was concerned about cold weather when he designed the new Fairbanks Memorial Hospital.

That's why he specified Andersen™ Perma-Shield® Casement Windows.

Fighting cold weather and sealing out drafts are second nature for Andersen Windows—even at 40° below.

For one reason, Perma-Shield Windows have a weatherproof sheath of rigid vinyl over a wood core (one of nature's best insulators).

For another, Andersen weather-stripping is two times tighter than industry standards require.

And double-pane insulating glass cuts conducted heat loss by 35% (compared to single glazing).

These same fuel-saving Andersen features also help seal in the high relative humidity levels necessary to patient comfort and hospital safety.

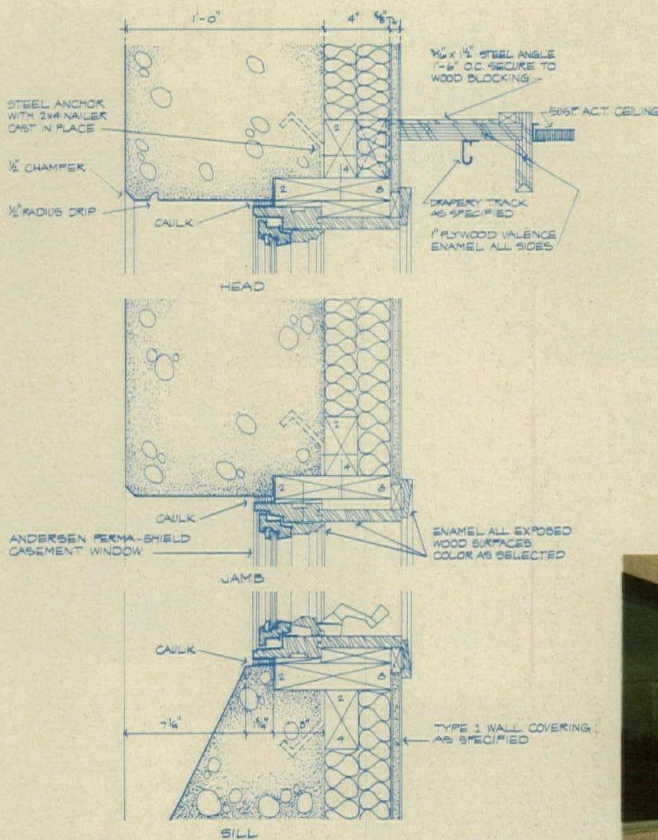
Perma-Shield Windows cut maintenance costs, too. They won't rust, pit or corrode like metal. Won't need painting.

And double-pane insulating glass eliminates storm window bother. Cuts cleaning chores in half.


So, if fighting cold weather and sealing in an environment are important to your hospital design, specify low maintenance, fuel-saving Andersen Perma-Shield Windows.

For more information, contact your local Andersen dealer or distributor. He's in the Yellow Pages under "Windows, Wood." Or write us direct.

The beautiful, carefree way to save fuel.



Fairbanks Memorial Hospital,
Fairbanks, Alaska.
Architect: Maloney, Herrington,
Freesz & Lund, Seattle, Wash.



Copyright © Andersen Corp.,
Bayport, Minn. 1974.



Andersen Windowalls® 
ANDERSEN CORPORATION BAYPORT, MINNESOTA 55003

For more data, circle 55 on inquiry card

These Steelcase office furniture systems can save you space, time and money.



These booklets show you how. And they're free.



Yes, please send these new Steelcase office systems booklets to:

Your name _____

Address _____

City _____ State _____ Zip _____

Mail to: Steelcase Inc., Dept. G, Grand Rapids, Michigan 49501

Changing, refurbishing or planning new offices? Here's some new ideas on how to make the most effective use of both existing and future office space and how to help your people work more efficiently.

Mobiles. 100 pages of actual planning and installation information. Specific solutions for private and open plan offices.

Planning Principles. Explains the five major principles of office planning. Extremely valuable in preliminary thinking.

Series 9000. The newest furniture system available. This booklet shows how it looks, how it's used and how it can help you save space.

To receive your free copies of these new Steelcase booklets, fill in your name and address on the coupon and mail to Dept. G, Grand Rapids, Michigan 49501.

Steelcase Inc., Grand Rapids, Mi. 49501; Tustin, Ca. 92680; Ontario, Canada; Steelcase (Far East) Ltd., Tokyo.

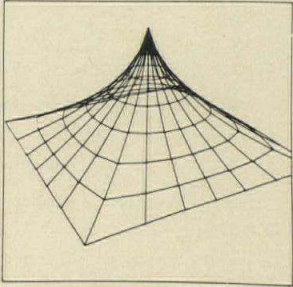
Top photo right. Steelcase Mobiles system in use at a training center corporation in the East.

Top photo left. Steelcase 9000 system in use at an energy company on the West Coast.

Steelcase

For more data, circle 56 on inquiry card

The engineering discipline of tent structures



by Horst Berger, principal
Geiger Berger Associates, P.C.

The possibilities of tensile structures are tantalizing to consider: minimal use of materials and stimulating forms to provide shelter.


But there is more to their design than meets the eye. For example, the simple tent roof in the small drawing would not seem to require much mathematics to design. This is not just any garden-variety tent, however. The radial cables are not merely draped, but are prestressed a predetermined amount to give definite form to the structure and to let it withstand wind and snow loads. The engineer had to know what the stresses would be in the fabric so that they were within safe limits, and, furthermore, so that the fabricator could pattern the fabric to the right dimensions.

It follows that there is an engineering discipline that needs to be observed if materials are to work efficiently, and if shapes are to be accurately determined. If shapes are arbitrarily arrived at (either pragmatically or subjectively), then it is difficult, if not impossible, to predict stresses accurately, and the design may have to be over-engineered, or may even fail because of overstress or flutter.

Done correctly, most pole-and-frame-supported tensile structures must be analyzed structurally by mathematical methods, and to do this quickly and accurately, a computer is required. The author of this article, Horst Berger, has developed a mathematical procedure, programmed for computer, that allows him to predict accurately the shapes that result from the prestress forces of self-supporting tensile roofs, and the stresses anywhere in the materials. The evolutionary process of his thinking, and of some of his designs, are the subject of this article. It is clear that the engineering discipline is no barrier to the visual imagination.—R.E.F.

Computer scope drawings by Christos Tountas, Columbia University

This is a computer scope picture (colored by filters) of architect William Morgan's proposed Interama Amphitheater in Miami—a five-module tent. It was drawn by computer—the input being the engineer's predetermined location of points on curves in space (Cartesian coordinates) from an initial assumed shape. Pictures such as these are useful to both architect and engineer. They help the architect explore spaces—what they look like, clearances, etc. They help the engineer visualize flow of forces in complex three-dimensional shapes. The engineer knows in which direction cables of a network must pull for a shape to be stable. A computer picture may tell him that not all his initial assumptions were correct: with the assumed shape, the cable geometry may not result in forces pulling in all the right directions. With Interama, Horst Berger was easily able to modify the geometry where the end wing met the first module in order to get the proper stress flow.



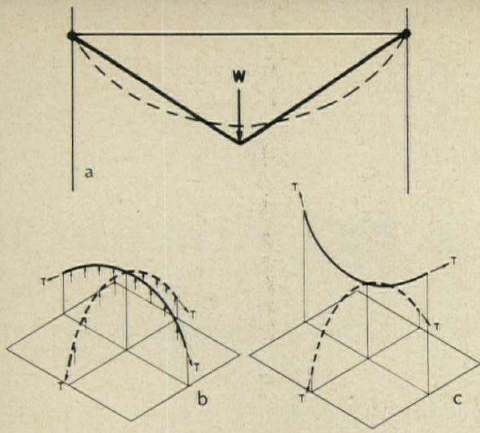


Figure 1: the force discipline of tensile structures

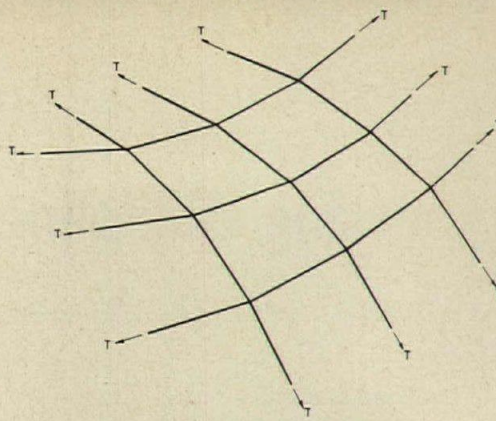


Figure 2: tent structures must be doubly curved




Figure 3: air structures are singly curved

Only in the last 20 years have suspended roof structures been used for substantial buildings. New materials such as fiberglass, plastics, and fabrics of exceptional strength and elasticity led to the now popular air structures. More advanced designs were developed for the international fairs of recent years. The U.S. Pavilion at Osaka, for example, led to permanent, low-profile air structures of fabric and cables, an advance achieved through use of a durable, fire-resistant membrane, simplified construction, and highly improved design methods. The largest of these, for Pontiac Stadium, covers 376,000 sq ft.

For large spans, air-supported buildings remain one of the most efficient applications of modern fabrics and coatings. Where height is desirable or acceptable, and where the interruption of floor space by vertical supports is

not objectionable, a series of modular tent structures offers an exciting alternative.

The main obstacle to a breakthrough for self-supported tensile structures lay in the area of design—how to obtain, with ease and accuracy, the exact shape of such structures at given stress patterns and levels. The answer had to be a mathematical modeling of great adaptability which would also permit the designer to find and explore new shapes and combinations of shapes. Such a method was recently developed by the author. This article explains its background and basis.

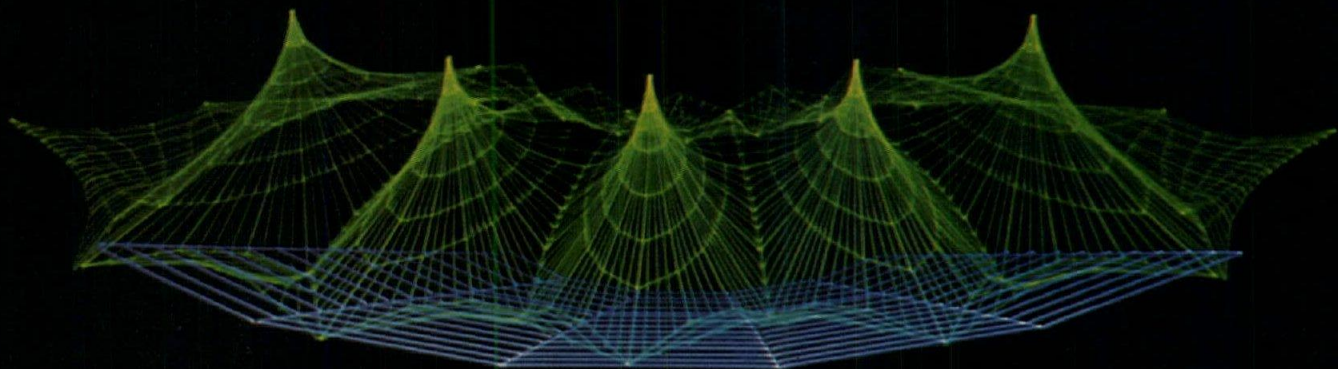
The behavior of fabric and cables imposes unique structural conditions

The materials used to build tensile structures—fabric and high-strength cables—present two unusual structural conditions: they are ex-

tremely light, and, unlike beams, arches or trusses, they have no rigidity.

Further, unlike a beam, an arch or a truss, cables and fabrics have no stiffness. They can therefore carry load only in tension, and they must be kept in tension at all times if they are to remain stable. The stability of a tensile structure must be achieved solely by a combination of shape and prestress.

Unlike a beam, a cable changes its shape when a load is applied (Figure 1a). Any new load case will cause the cable to take on a totally new configuration. A single cable, or a tensile membrane with a single curvature, cannot, therefore, generate a stable structure. If the designer wants to avoid adding weight and stiffening members (as in suspension bridges), he must use other means to provide stability—he must shape and stress tensile networks.



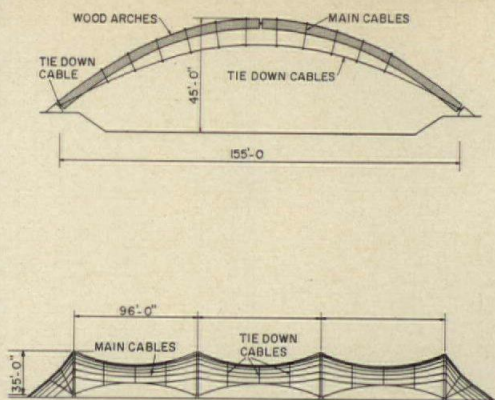


Figure 4: arch-supported tents for tennis courts



Figure 5: a frame-supported tent experiment




Figure 6: a more sophisticated tent in model form

Curvature, prestress and support system control the shape of tensile structures

The generating principles for shaping light-weight tensile structures are simple, but different conditions determine different shapes for air-supported and for self-supported structures. In an air-supported structure (Figure 1b), an external force (air pressure) acts outward and normal to the membrane surface. The sum of the normal components of the cable forces at a node must therefore act inward and be equal to air pressure. Cable nets or membrane surfaces will, therefore, curve in the same direction—that is, down toward the edges.

The self-supported structure (Figure 1c), on the other hand, has by definition no external force acting on it, because dead weight is negligible. The sum of the normal components of cable forces must therefore be zero, which

requires that two intersecting cables, or two main stress lines in a tensile membrane, be of opposite curvature. This is the first and most important principle.

If we now add a superimposed load—let us say, wind pressure—the structure must remain in tension. This requires that the cable net or membrane be under sufficient initial tension—which means it must be prestressed. This is the second principle.

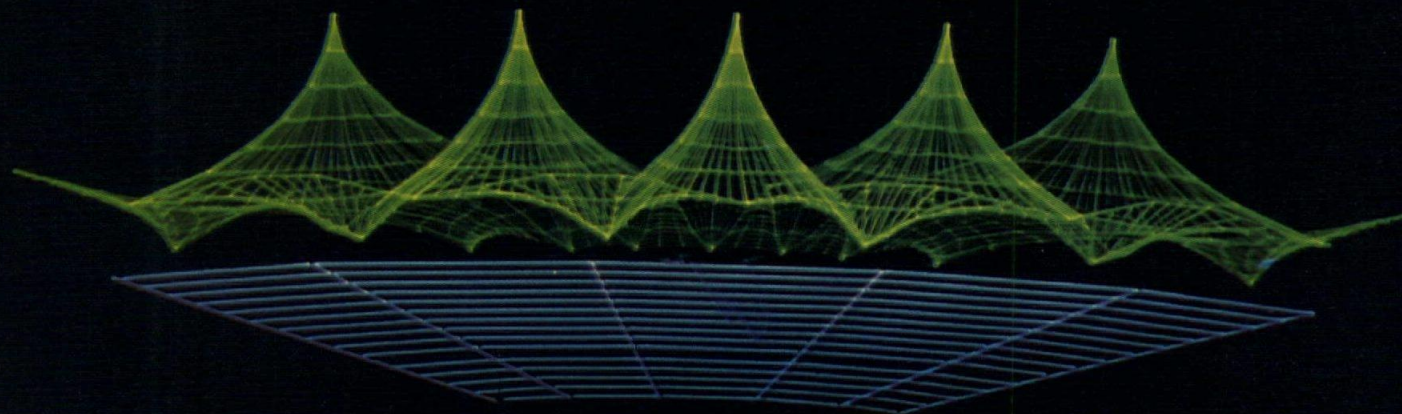
Curvature and prestress must be selected to comply with this principle. The greater the curvature, the lower the prestress required. A portion of any self-supporting tensile structure therefore resembles Figure 2. Any surface configuration that permits two sets of continuous stresslines of opposite curvature is suitable for a self-supporting tensile structure. This leaves only one additional consideration: the support.

Because the two sets of cables in air-supported structures are of equal sign, it follows that they require only one set of supports, usually at the lower end of the structure (Figure 3). Self-supported structures, by contrast, require two sets of supports—one above and one below the tensile structure.

Two types of support are possible: line supports and point supports. The arrangement of the supports largely determines the configuration of the structure.

Figure 4 shows a structure supported on parallel laminated wood arches. The rigid arches form the upper supports, catenary end cables the lower supports, and an orthogonal two-way cable system is stressed between them. The fabric is attached directly to the cable system.

The prestressed fabric dome in Figure 5 is



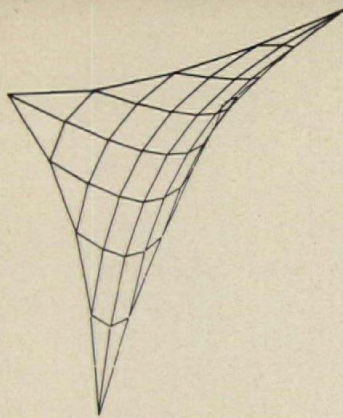


Figure 7: hyperbolic paraboloid, one basic shape

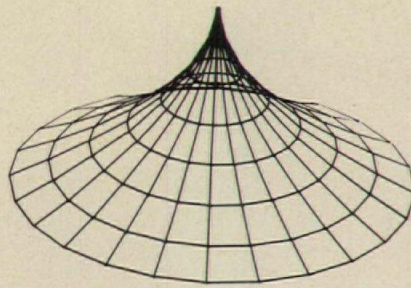


Figure 8: the radial tent, the second basic shape

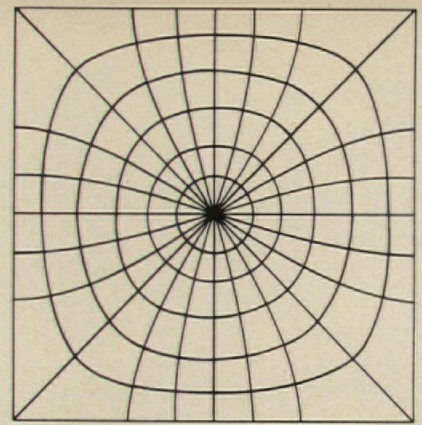


Figure 9: stress lines for a tent with a square base

a more sophisticated structure. The upper supports are still arches, here made of flexible aluminum bands which, when lifted by the center ring, take on the proper dome shape. The tensile membrane is formed by the radial valley cables in one direction and by the fabric in the other. The lower supports are the foundation points. They are interconnected with the arch supports by the triangular system made of aluminum pipes. A tension ring cable at the spring line of the arches equilibrates the arch thrusts. Thus the entire flow of forces is balanced within the system.

The prestressed fabric shelter of Figure 6 goes a step further. The compression members are completely separated from the tensile membrane, and provide four upper and four lower support points interconnected by metal triangles. The lower supports are at the end of

the valley cables, and the upper supports are catenary cables spanning the distance between the high points of the triangles. (This ridge cable could, of course, be regarded as part of the tensile membrane, in which case the distinction between line and point disappears.

For a larger structure—one requiring more than a single valley cable per bay—each quadrant of the tensile membrane takes on the shape shown in Figure 7. This surface, a hyperbolic paraboloid, is one of the basic shapes that satisfies the requirements of point-supported tensile structures. Most of Frei Otto's tent structures use this surface, shaped by a net of orthogonal cables supported by diagonal edge catenaries.

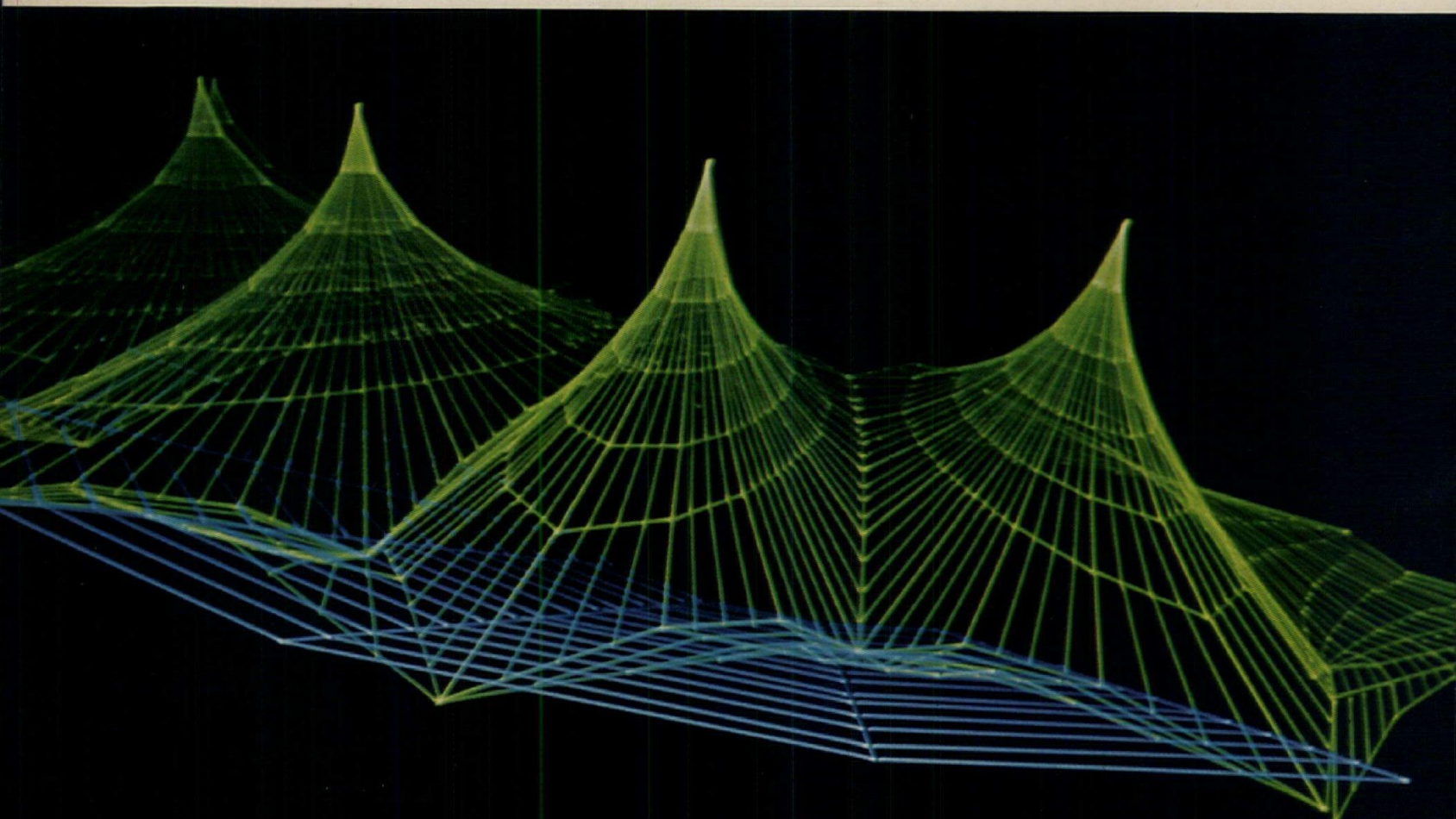
The other major family of tensile structures derives its shape from one set of cables originating from the point support in a radial

pattern, and a second set of cables around the point support, producing a conical shape. The simplest form has a circular base and circular rings (Figure 8); it is easily analyzed and has been used for several major structures.

The design process in reverse: shape derives from applied forces

The configuration of a radial tent with a non-circular boundary would ideally resemble the stress-flow diagram of an elastic membrane with point supports. Figure 9 shows the main stress lines in such membrane, with radial lines curving down to a square base. Because radial cables cannot reasonably be made to curve in the plane of the membrane, a practical layout is achieved by straightening the radial cables and letting the rings form polygons (Figure 10).

To build a roof structure of this type re-






Figure 10: radial cables are straight for practicality

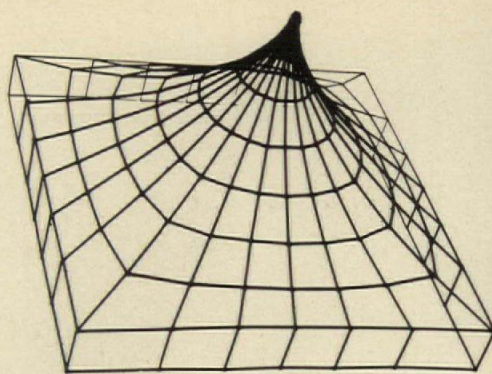


Figure 11: computer perspective of a square tent



Figure 12: a square tent for Great Adventure

quires a design tool that will determine the exact geometry of the roof, with every point of the cable system in equilibrium under a given stress. While a closed mathematical solution—one that gives finite answers in one step—is possible for circular tents, other shapes, such as the square-based tent in Figure 10, require a totally different approach. Such an approach is based on a reversal of the usual design process by predetermining the stresses in a cable-net system and letting the net find its corresponding shape. Figure 11 shows an isometric view of the tent roof designed for Great Adventure Park in New Jersey; this shape was generated by the following process:

First, the configuration of the radial cables was determined in plan. One requirement of this plan was to place the cables close enough to each other to prevent overstressing the fab-

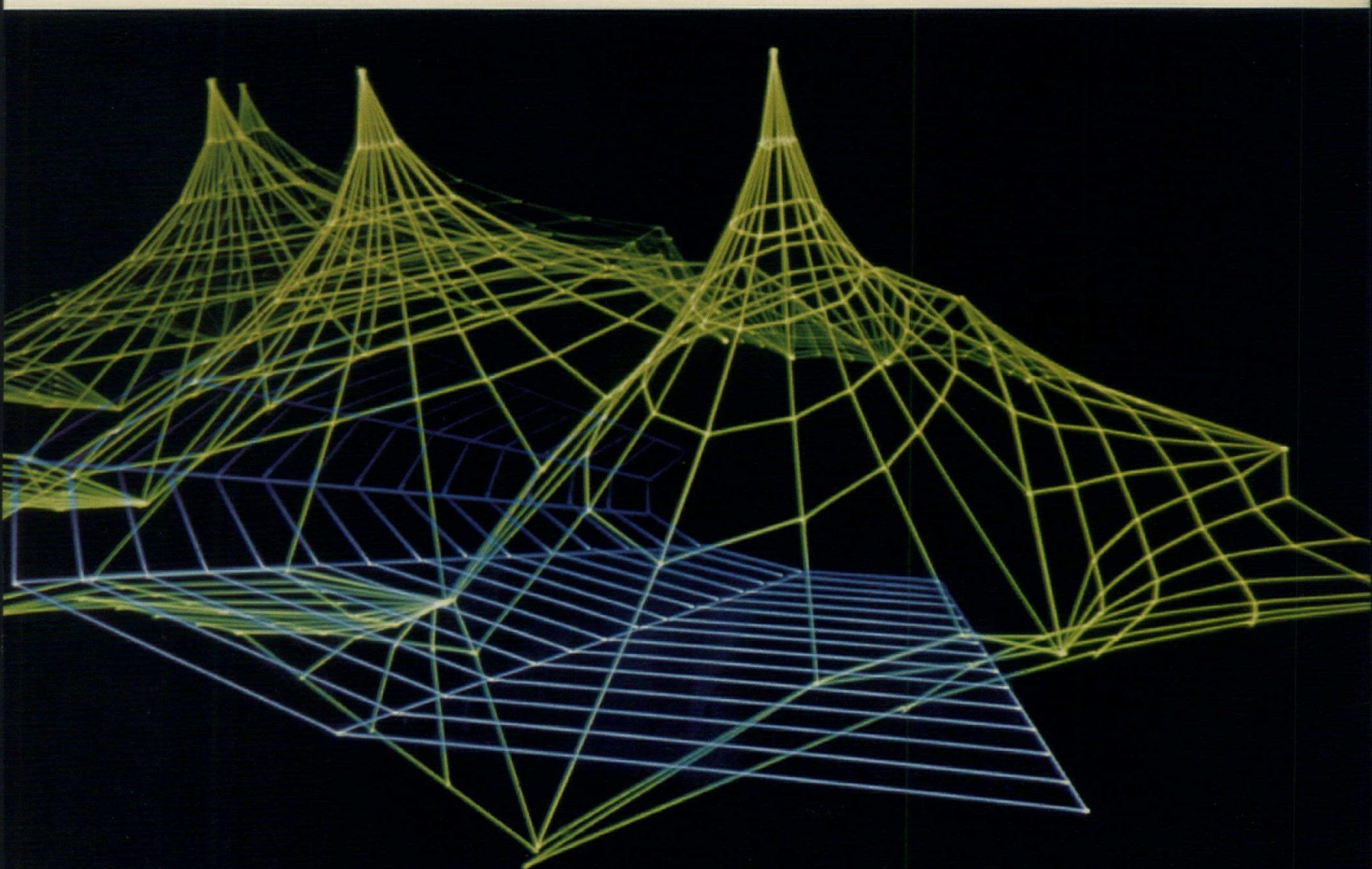
ric spanning the space between them. Another was that the cables be numerous enough and close enough to produce the appearance of continuous curves rather than flat polygons. Still a third requirement was as much repetition in patterning as possible. A layout of 24 cables, spaced at equal angles of 15 deg, best satisfied these and several other design criteria.

Next, the number and elevation of the rings was established. Since in this structure the function of the ring cables was assumed by the fabric itself, the rings were simply a mathematical tool. As a first step towards producing a structure with fairly uniform fabric stresses, these hypothetical rings were located so that their average spacing was approximately equal. In this case, it was decided that five rings provided sufficiently close spacing for accurate stress analysis and fabric patterning.

Next, a set of compatible forces was adopted. The ratio between radial force and ring force was established so that the structure would take on maximum curvature with sufficient slope in the radial direction to avoid ponding under snow or rain.

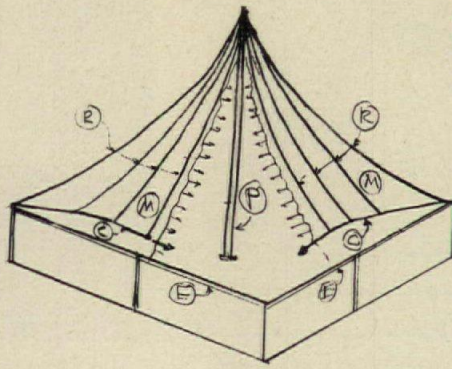
With all of this input established, the final shape under prestress was defined by computer, using an iteration method. This means that, because a set of exact equations cannot be solved for the entire system, simple linear equations were developed for any one point of the net, assuming the rest of the net fixed. The computer then corrected the geometry for one point at a time, moving on to the next one, and repeating this process until the correct geometry of the net was found.

The computer output gave the geometry of the entire structure, all cable forces, cable



For the square-boundaried radial tents designed for the Great Adventure organization in New Jersey, engineer Horst Berger determined approximate curvature and stresses using simple graphic methods to establish equilibrium of forces between rings and radial cables. The drawing below shows assumed forces and calculated shape for one of the radial cables. During erection, the radial cables were jacked upwards, pulling them outwards. This outward action is restrained by the fabric membrane, creating tension in the ring direction. Berger assumes prestress forces based upon what experience tells him would produce reasonable stresses in cables and fabric. The graphic method does not give finite answers, only approximate ones. For actual design, Berger turned to computer solution. Using a cable net as a mathematical model, he can determine the exact shape of tensile roofs, cable lengths, and stresses. From computer solution, space coordinates are determined, which in turn are used with the computer scope to produce pictures.

R radial cable
M membrane
P pole support
C catenary cable
E edge beam



Shape of Cable #1 $\psi = 0^\circ$

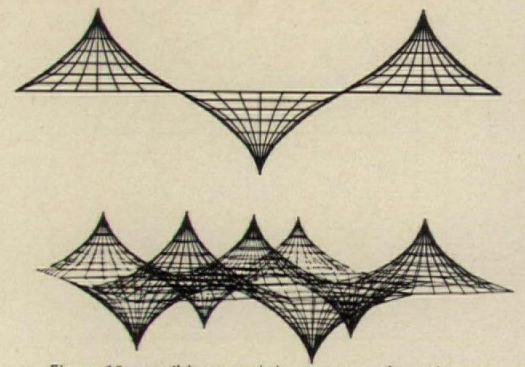
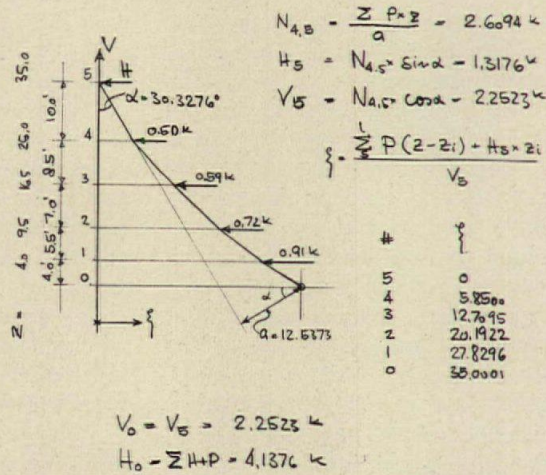
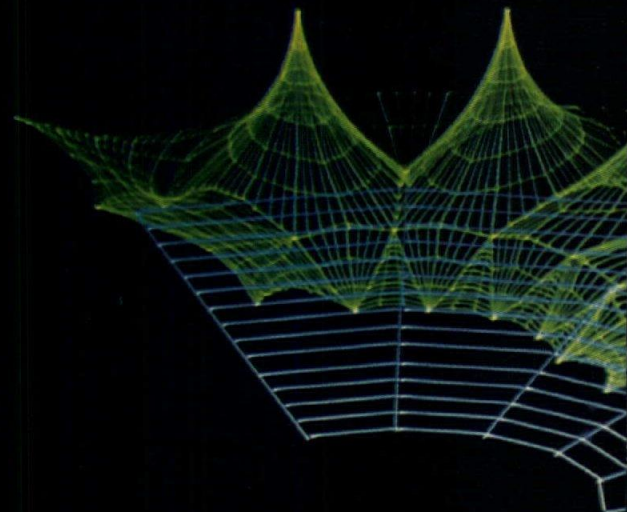



Figure 13: possible up-and-down tent configuration

lengths, and fabric patterns. The geometry and prestress forces were then used as input for the stress analysis under superimposed loads, such as wind and snow. As part of this analysis, the prestress forces can be adjusted so that slackness (loss of tension) is avoided under superimposed loads. Because the shape determined by this process is independent of the prestress level, an adjustment of the prestress level does not require a re-run of the geometry program.

In this case, because of the use of the fabric as the ring system, an additional process of computation was needed to determine the actual fabric stresses in the two-way fabric membrane, which is somewhat more complex than a linear cable system.

Some interesting methods of deriving more complex shapes involve media such as






Figure 14 and Figure 15: tent configuration suggested for warehouse application

soap bubbles, stretched fabrics and other modeling materials. But these methods are time-consuming, their results are approximate, and soap bubbles, at least, bear little resemblance to common construction. A computerized mathematical procedure, like that described, is therefore an indispensable tool for the design of these structures.

In the tents built at Great Adventure (Figure 12), the radial cables are $\frac{3}{8}$ -in. bridge strand; the function of the ring cables is taken by the fabric, a vinyl-coated polyester with an ultimate strength of 400 lbs per in. The edge beam is a 14WF steel beam. These four tents, erected in the spring of 1974, are permanent buildings, and are designed to withstand full snow and wind loads.

The program used for the Great Adventure tents developed the shape and provided the

cable lengths and the patterning dimensions for the fabric. Stressing was performed with jacks at the top of the mast. At the correct prestressing force, the tops of the tents came within $\frac{1}{8}$ in. of the design elevation, proving out the accuracy of the design.

Developed system can be applied to multiple tents of complex form

This design system opens the way to many new shapes. Figure 13 shows a computer scope picture of a structure arrived at by stringing together square tents arranged alternately with high and low support points. The addition of edge catenaries—their shape also found by the same computer operation—permits groupings of multiple tent structures such as the proposed warehouse building illustrated in the computer-scope perspectives of Figures 14 and 15.




Figure 16: four-tent configuration for tennis courts

The arrangement of four square tents into a roof structure for tennis courts (Figure 16) demonstrates another application of the same principles and design tools. The supports are arranged to achieve as close a balance of prestress conditions as possible.

Several other applications are in various stages of development. The most advanced among them is the roof structure for architect William Morgan's Amphitheater at Interama in Miami (Figures 17, 18 and computer scope drawings at the bottom of these pages). Its function is to protect 6,000 theater seats against sun and rain, while retaining an open view and a natural flow of air. This structure had to be designed to withstand 130 mph hurricane winds and, because this is a commercial enterprise, to stay within a tight budget.

The high supports are created by five



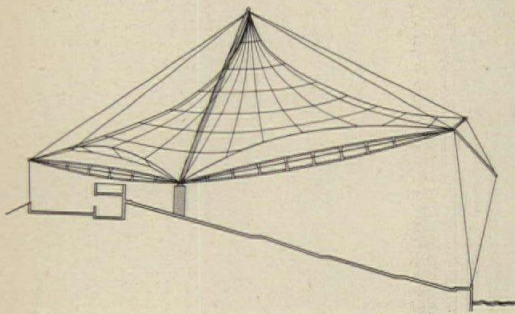


Figure 17: frame and cable supports for Interama



Figure 18: model of Interama Amphitheater

Creative Photographic Service, Inc.

A-frames arranged along an arc. The low supports are identical with the support points of the A-frames. The outer edges have elevations between high and low supports and are held in position by vertical tiedowns, by masts originating from the low supports, and by cables leading to the top of the A-frames (Figure 17). All lateral forces therefore balance out at the low supports, which rest on piers, and the total framework of A-frames, masts and main cables forms a stable support system for the radial tent structure.

The tent structure has a typical spiderweb-like configuration (below). The main module, occurring five times, has a pentagonal shape, and the rear module is close to a triangle. The shape of the side modules—the "wings" at each end—is slightly more complex.


The extreme wind loads along the coast of

Florida produce stresses that prohibit the use of fabric for ring forces, and thus require cables in both directions of the net. The computer scope pictures show the actual cable configuration. The fabric is a Teflon-coated fiberglass with a strength of 600 lbs per in., and 8 per cent translucency.

The development of structural designs such as these has brought lightweight tensile structures within a cost range that is highly competitive with other low-cost buildings. The availability of excellent fabrics, some of them highly durable and fire-resistant, makes permanent structures possible. The high translucency of these fabrics eliminates the need for artificial lighting in the daytime, and the tent shape is excellent for natural ventilation.


And the complex, flowing surfaces are inherently beautiful.

Figure 3—U.S. PAVILION, OSAKA, JAPAN; Architects: Lewis Davis, Samuel M. Brody and Alan Schwartzman; Engineers: Geiger Berger Associates, P.C. (structure). Figure 4—WILTON TENNIS COURTS; Architect: A. Robert Faesy, Jr.; roof structure: Geiger Berger Associates, P.C. Figure 5—FLEXIBLE ARCH DOME; Design and engineering: Geiger Berger Associates, P.C.; constructed with assistance of students at the Columbia University School of Architecture; patent pending. Figure 6—PRESTRESSED FABRIC SHELTER; Design and engineering: Geiger Berger Associates, P.C.; patented. Figure 12—GREAT ADVENTURE MERCHANDISE BUILDING, NEW JERSEY; Design and engineering: Geiger Berger Associates, P.C.; Associate architects; Hankin and Hyres, Architects. Figure 16—FOUR-POINT TENNIS TENT; Design and engineering: Geiger Berger Associates, P.C. Figures 17, 18—AMPHITHEATER FOR INTERAMA, MIAMI; Architect: William Morgan Architects; Special consultant, roof design and engineering: Geiger Berger Associates, P.C.

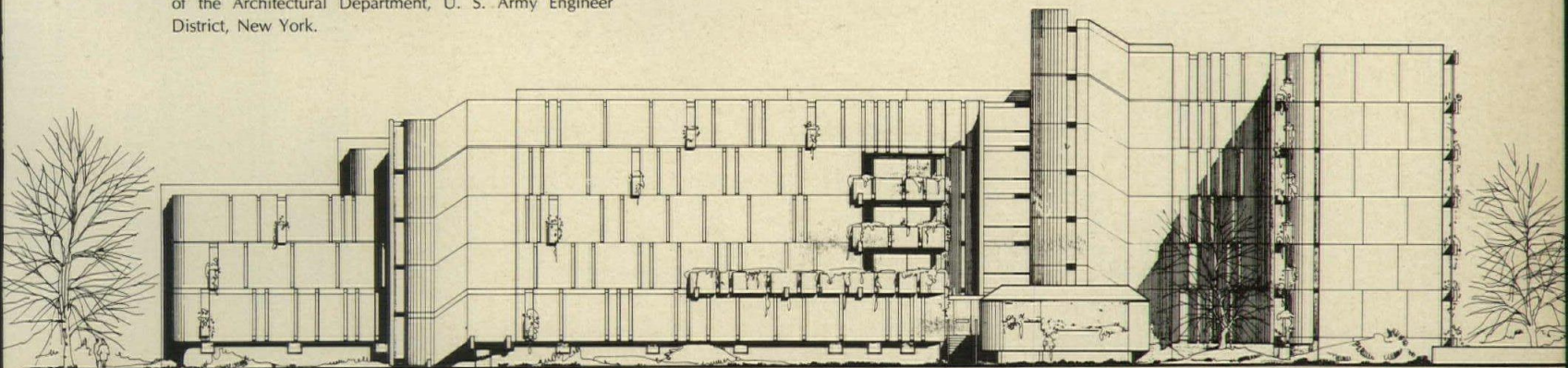




A MIXED-USE PROJECT IN GERMANY: CHURCH/ELDERLY HOUSING/ COMMUNITY CENTER

Rarely can separate projects for separate clients be combined into a single and symbiotic unit. But Hannover architect Hans Siegfried Laessig, in consultation with two clients, combined several complex program needs into one thoughtful and forceful combination, giving clients and users more than they expected, and eliminating wasteful duplication of services.—by *Walter Thiem*



Mr. Thiem, a frequent visitor to Germany, is chief architect of the Architectural Department, U. S. Army Engineer District, New York.





St. Nikolai Stift (a housing foundation) approached architect Laessig to design a home for elderly women in Hannover-Herrenhausen. He had scarcely begun planning when the Reform Church began searching for a meeting point in the area. Good fortune brought these two clients to architect Laessig's office almost simultaneously. The St. Nikolai Stift had already purchased a site in an area with many parks, convenient shopping, and good public transportation. The Reform Church, with Laessig's help and the enthusiasm of the housing foundation, was able to make a favorable acquisition of an adjacent property.

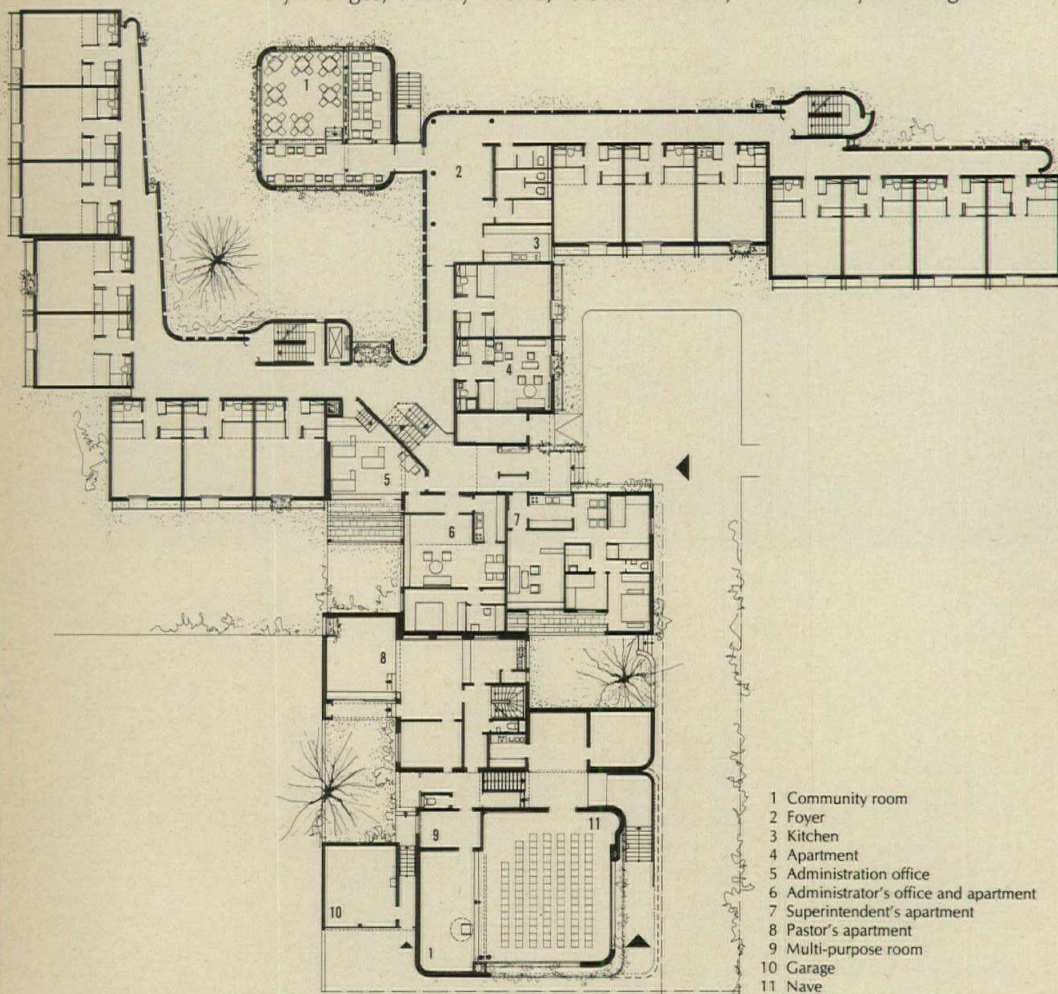
One success of the complex is that it has none of the sometimes doleful character of "the old-age home" and indeed, no "church" character either—and yet it functions superbly as both. The great plus is that the elderly residents have a chance to mix with all ages of the congregation, and the two groups can share far more common facilities such as the community lounges, activity rooms, television room,

whirlpool and exercise rooms, and gardens than either could have justified alone.

The 95 apartments (on five floors) are of necessity repetitive—but by dividing the apartments into small groups along staggered corridors, architect Laessig avoided an institutional look.

On the north side of the building (top in plan) is a busy and noisy main street. On this side of the building (photos previous page and right, above) the facade is relatively closed, and most apartments are buffered by the corridor. The main lounges are, appropriately, on this busy and vital side. The church and entrance to the complex is from a quiet secondary street (bottom in plan).

Combining precast concrete panels with poured-in-place concrete for the curved shapes, architect Laessig created a strong but appealing structural character for the building, set off not just by the cheerful blinds and planting, but by bold use of purple and yellow for subsidiary buildings.




- 1 Community room
- 2 Foyer
- 3 Kitchen
- 4 Apartment
- 5 Administration office
- 6 Administrator's office and apartment
- 7 Superintendent's apartment
- 8 Pastor's apartment
- 9 Multi-purpose room
- 10 Garage
- 11 Nave



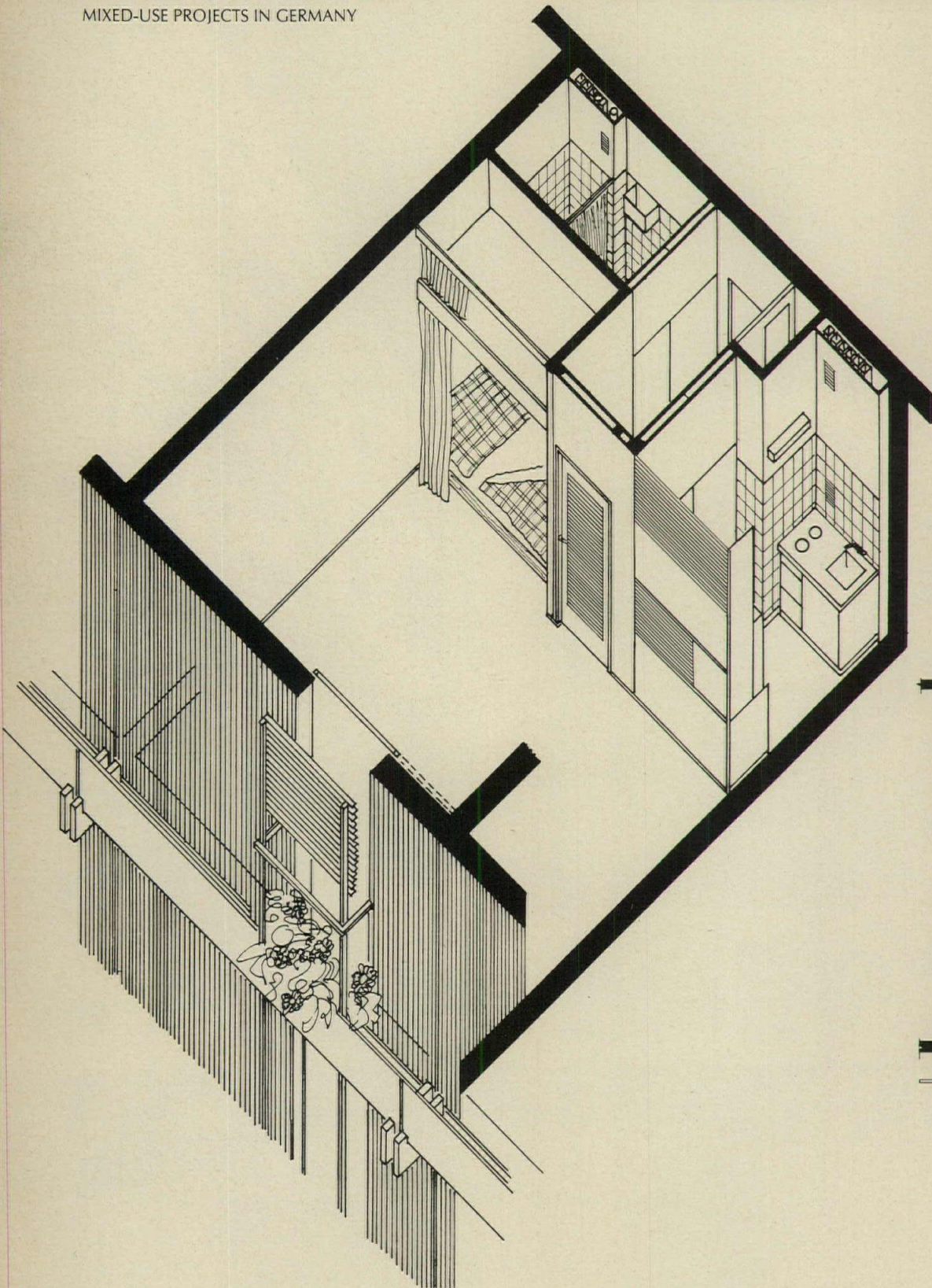
Lill Photo





Lill Photos

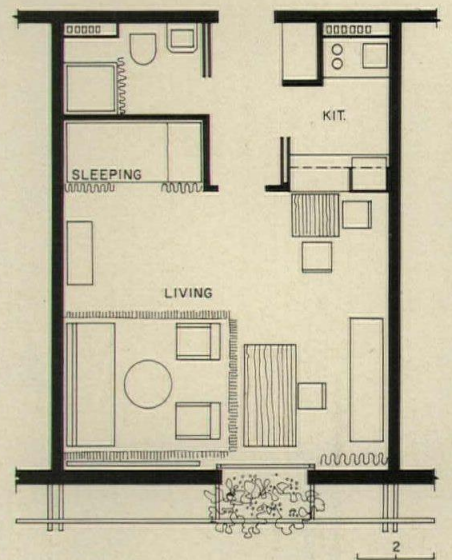
MIXED-USE PROJECTS IN GERMANY




Each of the efficiency apartments is 32 square meters—a little over 15 by 20 feet. Since the units are for elderly women, every design effort was made to minimize the effort of upkeep and cleaning. The bed set into a wall nook, which would probably not seem comfortable to most Americans, has long been common and accepted in Europe. The windows slide for 100-per cent opening, and give to unique planters set at floor level, so residents can have full gardens, easily tended, but not blocking the view of activities outside. The venetian blinds can also be adjusted for shade and/or view—a contemporary version of the bright awnings and cloth panels that give color to many European housing projects.

The photo just above is the church nave, number 11 in plan, on the preceding page.

ST. NIKOLAI STIFT HOUSING, AND COMMUNITY CENTER OF THE PROTESTANT REFORM CHURCH, Hannover-Herrenhausen, Germany. Architect: *Hans Siegfried Laessig*. General contractor: *Betonwerk Niedersachsen*.





CONVENTION CENTER IN ACAPULCO


The "wide-open spaces" produced by circulation areas exposed to the breeze and the roofless roof of the entrance (photo, above) are uniquely practical in favored climates. But this Mexican government-sponsored project embodies a concept which may be applicable anywhere: by combining and mixing uses, commercial income can pay for normally unaffordable public amenities. And in Acapulco, the concept has produced the first stage of new development according to a town plan which is designed to recognize a local future of inevitable change. —*Charles Hoyt*

Acapulco has, of course, long been known internationally as a resort for those individuals who could afford it, and its development—up to now—has progressed along a sunny path of minimally controlled expediency. The pressure for growth has produced the congestion and ever-increasing building heights—with a surviving spatter of local character—which has spoiled many less favored towns.

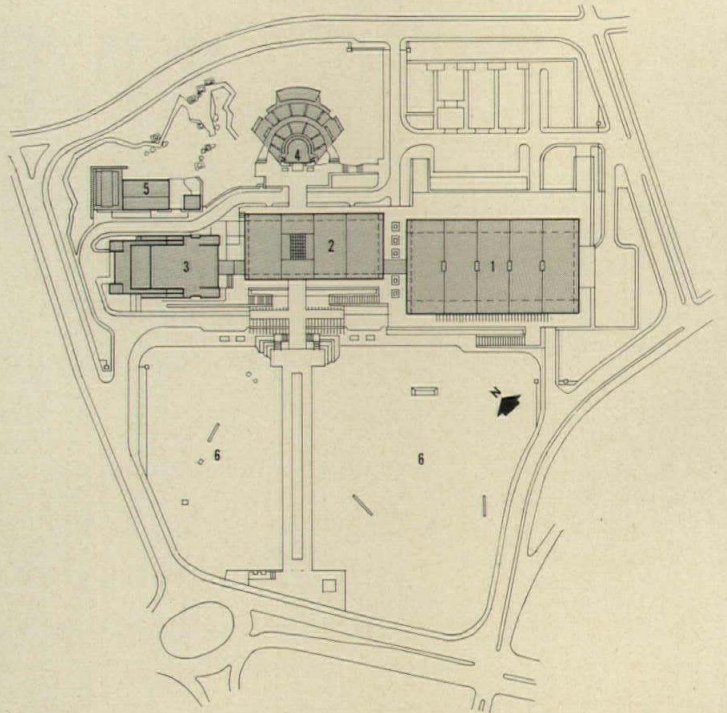
The emphasis is now switching from the individual to the “package-group” tourist. To cope with the adjustment, a new plan has been developed, and its first increment is the Center, which recognizes current needs in a variety of ways:


The building will capitalize on the new influx of tourism by providing entertainments and exhibitions for large groups—including those from cruise ships in the harbor, and the economy of the town and the Center will gain a new dimension from commercial groups seeking to house conventions. While the effect on the town of encouraging further groups of tourists may seem debatable, the Mexican Government feels that it is recognizing realities, and is giving the local residents something in return: previously unavailable facilities for local social, cultural and athletic events. The local benefits are accomplished by providing architectural flexibility to accommodate both commercial and the residents’ demands in the same spaces.

The Center’s most important contribution to Acapulco has been the preservation of most of the open greenspace of a 35-acre golf course which once occupied the site and saved it from high-rise encroachment. (It is now developed as an “archeological garden” where reproductions of pre-Columbian sculpture are intended to induce tourists to see the real sites). But the new construction is not unobtrusive. There are actually five buildings joined by roofed circulation terraces comprising over 600,000 square feet of covered floor area. Nearly 15,000 persons can be seated in the various halls at one time. The Main Hall, “Teotihuacan,” holds an audience of 7,500 (far right, aerial photo and site plan). Under it there are a parking garage and a second hall, “Cholula,” which is over half the size of the one above. The central building houses the main entrance surrounded by administrative offices, ancillary meeting rooms, and service functions which include audio-visual facilities, public restaurants, an infirmary and telephone booths which are specially equipped for international calls. Behind this building is an open-air theater which has 2,400 seats built into the natural terrain, and—to the left—is a slope-roofed theater.




1. Exhibitions and main hall
2. Meeting rooms and convention facilities
3. Theater
4. Outdoor theater
5. Mechanical services
6. Archeological garden





Guillermo Zamora photos




A small exhibition hall located in the central building (photo, right) has the appearance of—and indeed serves the function of—a museum, but its “objets” are for sale. This duality of public benefit and commercialism are the key to the way in which all of the Center’s facilities become feasible—by making commercial facilities’ functions pay for the public amenities. The seating for a large audience in the interior of the Main Hall can be replaced by tables for 3,500 banqueters served from kitchens on the level below, and over 250 booths can be arranged for commercial exhibitions. An exterior terrace, separated by glazed walls, can double the usable square footage and movable partitions can divide the interior space for multiple uses.

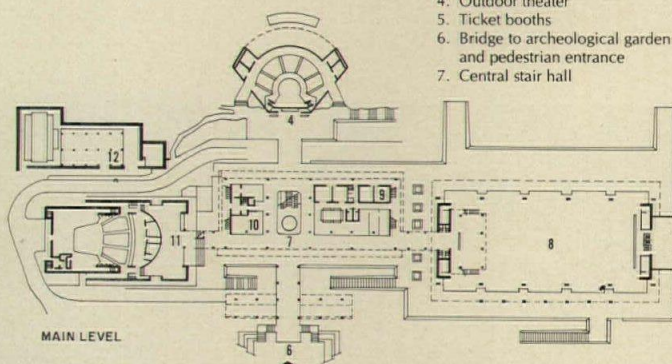
Is this architecture indigenous? Its assertive scale may be questionable in relation to the town in which it is built, but—despite an “up-to-date” appearance and construction methods—its form is appropriate to the climate, and its finishes and details are indigenous for its region. The overhanging roofs of the two larger buildings strongly express their sheltering function of keeping out the rain and sun. Local finishes include the painted “Huichol” boards on the ceiling of the exhibition hall, stone sheathing and gray and red marble flooring which has alternating bonds of polished and hammered finish.

The mammoth project was completed in 13 months from the start of design to completion of construction. Conventional footings support a poured concrete structure to the main (second) floor level which is designed to support enormous live loads. Portions of this floor consist of pre-stressed units cast in the plant while a steel superstructure was erected to support the levels above. Opaque wall sections of the main floors and the fascia of the roof are precast concrete. Decks above the main floor are concrete-filled metal pan forms on steel joists, except the roof of the main hall which consists of steel beams spanning 160 feet between supports and placed on 80-foot centers. These are covered with concrete double T beams.

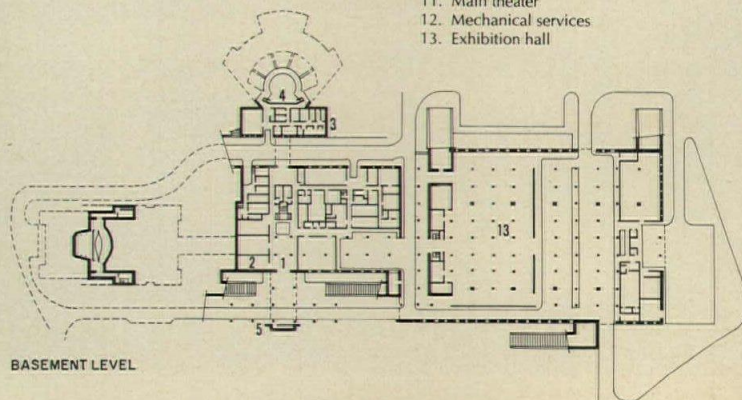
CULTURAL AND CONVENTION CENTER OF ACAPULCO. Architects: *Pedro Moctezuma: general director; V. Martínez, M. Camino, A. Charles and A. Torá, design and construction coordinators; García Formentí, Nenclares y González Pozo, designers.* Engineers: *Colinas de Buen (structural); Gutiérrez Tello y Cía (foundation-soils); S.I.M. (mechanical); Ingeniería Paparelli (electrical).* Consultants: *Fernando Oviedo—Angel Electrónica (acoustics); Julio Prieto and Alejandro Prieto (theater); Noldi Schreck (interiors).* General contractor: *Constructora Ballesteros.*





1. Main lobby and sculpture
2. Support facilities
3. Support services—to outdoor theater
4. Outdoor theater
5. Ticket booths
6. Bridge to archeological garden and pedestrian entrance
7. Central stair hall




8. Main convention spaces
9. Small lecture rooms
10. Exhibition and sales
11. Main theater
12. Mechanical services
13. Exhibition hall







The lobby of the theater contains a curved wall decorated with copper plaques. In the bottom photo, the main hall is arranged for an evening banquet. The exposed structure is muted by lighting aimed downward. During the day, the two long walls admit low-level light through continuous glazing which allows views of the surrounding terraces and gardens beyond. A large roof-overhang screens the direct sun, while a metal grille and hanging flags provide additional baffling. All of the halls have flat floors to provide flexibility, and site lines for staged presentations are adjusted by movable bleachers.



NEW PRISONS REFLECT NEW REFORMS AND NEW ATTITUDES

The correctional institutions shown here—one for the state of Alaska, the other for the Federal Bureau of Prisons in California—show how penological thinking has changed to allow for a humane environment directed toward real rehabilitation of offenders.



**At Eagle River, Alaska,
a new and humane environment
at the state's South Central
Correctional Institute has a
significant part in programs
aimed at social reintegration**

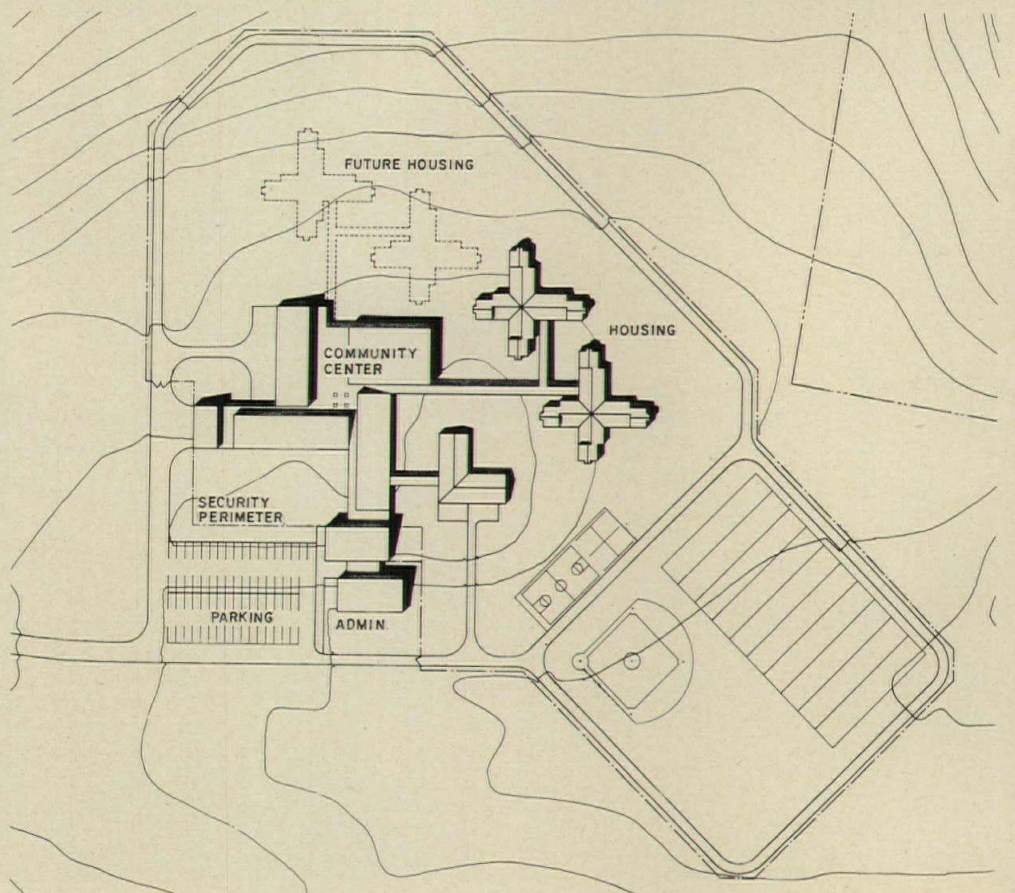
Kiku Obata and Steven Dunham photos


Prison environments have almost never been designed as positive elements of an over-all program directed toward the eventual return of the offender to his community, and indeed, prison programs have not been based in a belief that such reintegration is possible. But slowly, over a good many years, the idea of prison reform has taken hold and now programs and the kind of prison buildings to make them fully implementable are beginning to be provided at both the state and Federal levels.

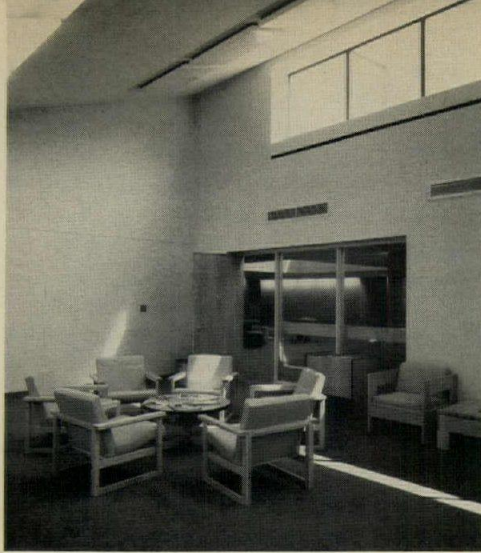
The new approach to prison treatment focuses on individualized programs of rehabilitation which will enable the offender to recognize and work out, with the help of counselors, the problems which brought him to the correctional institution. Without minimizing the importance of medical and psychological/psychiatric treatment where needed, this new approach sets the individual on the path of self-responsibility as the first step to his return to the social context of the community. This is no longer a new philosophy of penology, but its implementation is new. Even newer is the recognition that a large part of the program's effectiveness is in the character of the physical environment within which the program takes place. What has happened to bring about this realization is that the dehumanized environment of the old-fashioned kind of prison simply did not lend itself to the methods of the new program, and that if the new program were to succeed, the participants—both inmates and counsellors—needed the physical set-up which would give reality to the principles of privacy and human dignity on which the programs are premised.

Programs of this kind and new buildings designed to make them possible are appropriate for minimum and minimum/medium security institutions. (The problems of other kinds of prisons with different degrees of imprisonment will undoubtedly be influenced by the experience with these lesser-security buildings, particularly as to size and number of inmates.) Increasingly, the preferred location is in or very near a city so that community resources—educational, for instance—can be utilized in the program.

The new kind of environment looks more like a college campus, or a resort complex than a prison, and this may initially cause misunderstanding and criticism. Architects have instinctively felt that environment affects behavior; the proof of their belief may lie in this new kind of prison design.

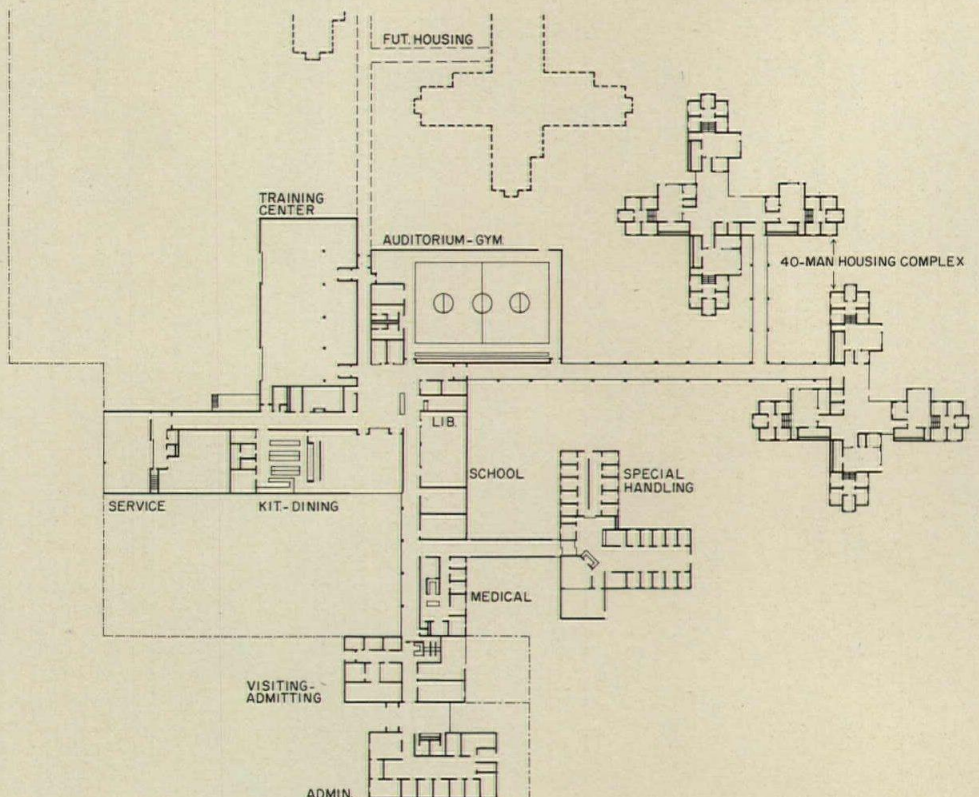







Outstanding among new correctional institutions, the South Central Correctional Institute at Eagle River, Alaska, represents, in its radically different architectural concept, the new approach not only to prison design but to prison programs. The living environment that it provides is as nearly normal as possible, permitting small freedoms within the larger, necessary restrictions of the institution as a whole but providing, along with the counselling system, strong incentives to development by the offender of individual responsibility.

The site—virgin land with a muskeg ground cover and many small-diameter trees—is 13 miles north of Anchorage. The buildings are small and residential in scale and character, and the materials and forms used are non-institutional: wood and plywood siding, pitched and shed roofs, large windows (of security glass), single-story structures (except in the housing units which are split-level). Many of the trees remain, even within the perimeter fence, and the over-all effect is of a small private school or college campus. Covered walks connect the housing units and administration building. Inside the buildings, color is used to enhance the open, light character of the rooms, and goodlooking modern furnishings are used throughout. All sleeping rooms are single, with a living room for each 10-man unit (a number which the staff can handle and counsel), and a quiet room with adjacent counsellor's office. Each housing unit has rooms for 40 men and the staff responsible for custody, counselling, education, work and recreation of the unit's inmate residents. Since each inmate must choose to participate in the system's community reintegration program and some do not immediately do so, a maximum security Special Handling Unit, located between housing and administration, houses them until they either complete their terms or are willing to accept the requirements of the program. The choice is left to the newcomer, located to see and hear the program in action.



STATE CORRECTIONAL CENTER, Eagle River, Alaska. Architects: *Crittenden, Cassetta & Cannon/Hellmuth Obata Kassabaum—Gyo Obata, Daniel Gale, Kenneth Cannon, William Valentine, Patrick Leamy, project team.* Engineers: *Anderson, Bjornstad, Kane and Pregnoff/Matheu/Beebe* (structural); *Alaska Testing Laboratory* (foundation); *Ayres & Hayakawa and Crews, MacInnes & Hoffman* (mechanical/electrical). Consultants: *Surveys Inc.* (cost); *Flambert & Flambert* (food service). Contractor: *Bachner-Northwest.*

Alaska's problems, like its size and small population, are not the same as those of other states and major U.S. cities: 59 per cent of its convictions are for some form of public nuisance, but violent crimes also figure in its statistics. At Eagle River, most types of crimes are represented; here each man can be treated for two years (preferably the last two). The architectural concept of the housing unit is of prime importance in the rehabilitation program, giving inmate and counsellor maximum exposure to each other. Counsellor's office adjoins the quiet room. Staff and inmates eat together in cheerful dining room.

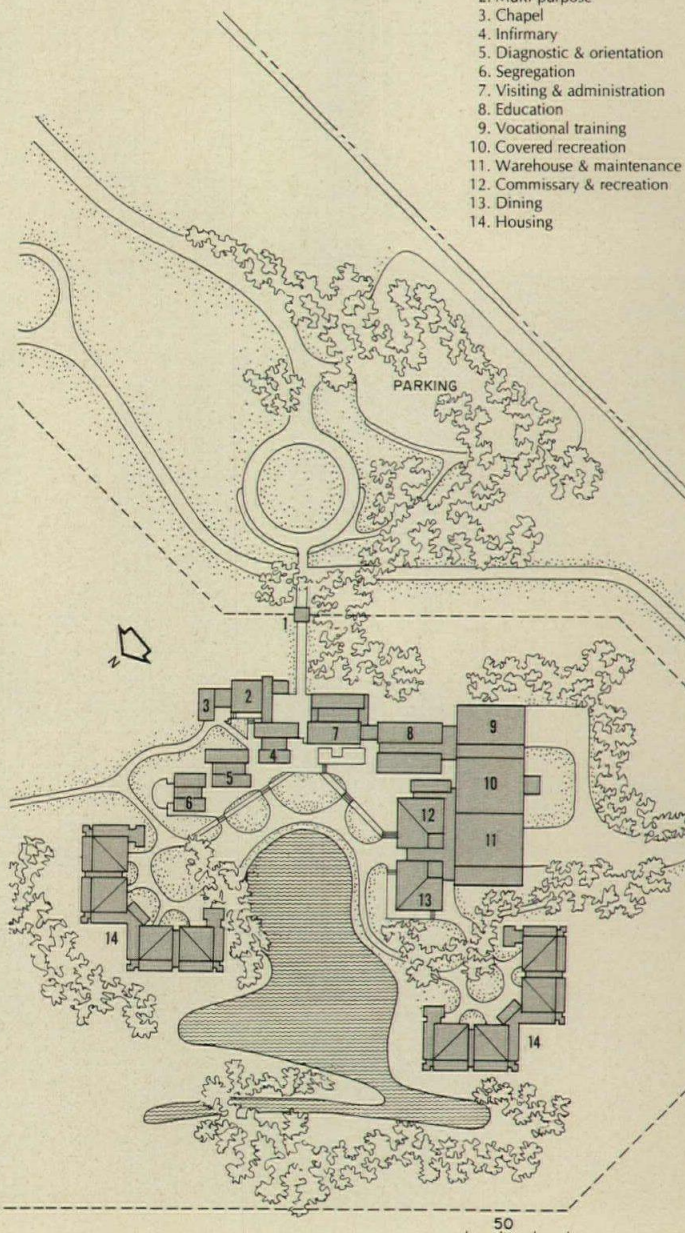



**At Pleasanton, California,
the Federal Bureau of Prisons
demonstrates its new approach
toward young offenders with a
new kind of correctional center
for all kinds of young offenders**


The Federal Youth Center at Pleasanton, California, is the first of several regional youth correctional institutions built by the Federal Bureau of Prisons to plans which reflect the reforms in prison programs at this national level. The non-institutional look expresses the program emphasis on community reintegration for the offender and its over-all character indicates the age group to which those who are sent there belong: all are between 18 and 25, and their offenses run the gamut of human frailty. Their youth and their first-time status, however, give them better than average potential for rehabilitation and reintegration.


This is a minimum/medium security institution, controlled by perimeter fencing and an electronic detecting system, and television monitors inside, but without the usual conspicuous guard towers. The environment which results from the rehabilitation program and its implications permits, within certain restrictions, more normal living conditions than the old type of prison. This "village" planned around a man-made lake on an almost featureless 87-acre site 30 miles from San Francisco, consists of two 120-person housing units and the necessary core facilities: admission and administration, education and training, dining and recreation. The heart of the "village" and of the program is the 30-person housing sub-unit, where direct contact between counsellor and inmate takes place on a continuing basis, with the counsellor and the program the main deterrents to security problems. Sub-units may be combined to function as a unit for a specific rehabilitation program. Vandalism to date has been minimal, inmates showing an exceptional regard for the buildings and grounds. The materials used are atypical for prisons: wood frame with redwood plywood, built-up roofing and asphalt shingles on the core facilities; reinforced concrete block and precast concrete floor and roof decks. Laminated security glass is used throughout, affording vistas to courts, to lake, and to distant foothills.

FEDERAL YOUTH CENTER, Pleasanton, California. Architect: Frank L. Hope & Associates—Edward J. Gee, project architect; Austris J. Vitols, project designer. Engineers: Frank L. Hope & Associates (structural); Lowney-Kaldveer Associates (foundation); Marion, Cerbatos & Tomasi, Inc. (mechanical/electrical). Landscape architects: Michael Painter & Associates. Consultants: Perini Corp. and URS/Cahill Construction Co. (construction manager); The Koch Co. (cost). Contractors: Overaa Construction Co. (foundation); Johnson & Mape (shell and finish).




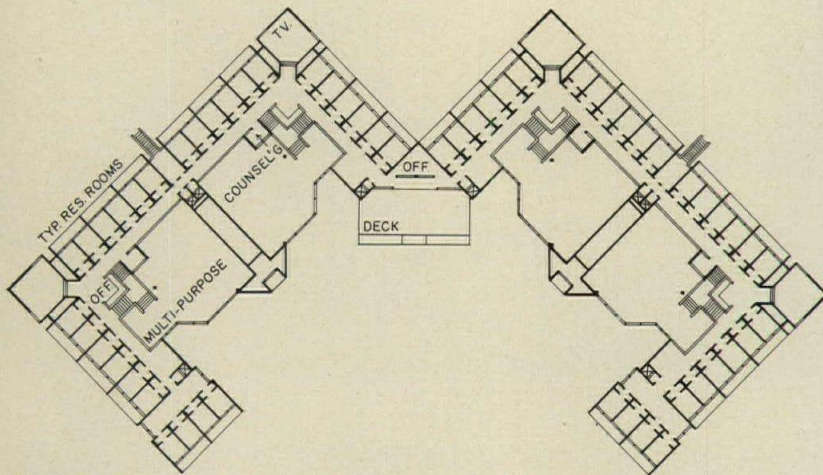
Robert Brandeis photos



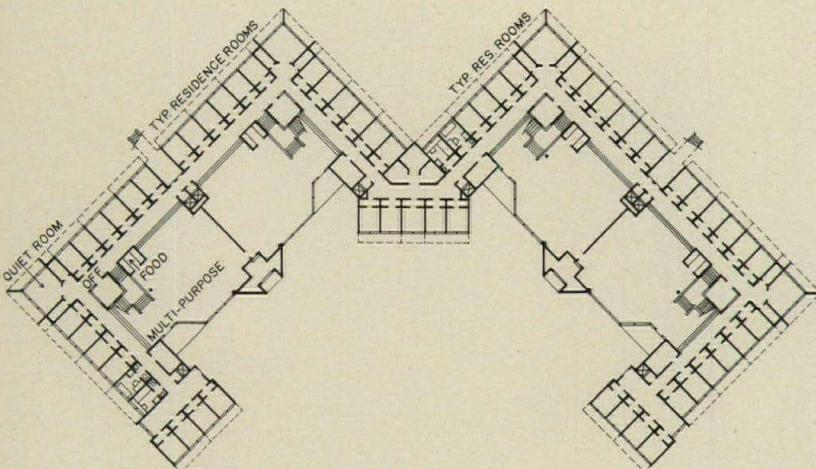


Each feature of the complex is effectively a part of the institution's program, and contributes either subtly or openly to the individual inmate's eventual rehabilitation. The lake, for instance, on which all buildings focus, is man-made, created to heighten the humanizing experience of the place. The site—an old army camp used during World War II, and unused since—is almost completely flat but has a view of the distant foothills. The views from the buildings, whether distant or near, are always of something worth looking at, in contrast to the kind of outlook possible from the old-fashioned prison.






SECOND FLOOR




FIRST FLOOR

The housing units are designed to promote the sense of community which is so important a part of the reform program, and at the same time to preserve a sense of privacy for the individual. Accordingly there are single rooms for each inmate, arranged on two levels off the day or "living" room. Offices for correctional officers, who are also counsellors are located in each housing unit, and interior surveillance is by television cameras rather than by guards. Two housing units have been built, each consisting of four 30-room sub-units. Additional sub-units can be added. Although the over-all character of the units is residential, it is more in the character of a college dormitory than a private house. Nevertheless, as much as possible, the feeling of individuality and of community is provided in the furnishings, wall-to-wall carpeting, color and in the shape and proportion of the big room itself, with its floor-to-ceiling glass wall (which, in some units, permits a view toward the lake) and the glass-enclosed sally-port (doorway). The "tower" element beside the stairway has a canteen on the first floor and a counselling room on the second.






Dining facilities at Pleasanton are informal in character, in keeping with the overall program, and particularly with the "menu-selection" manner of meal service. The appearance is, in fact, that of a high school or college cafeteria, particularly appropriate here, since the "residents" are all between the ages of 18 and 25. Color, with the earth colors predominating, is used throughout the common areas either in super graphics on walls or in the furnishings. The exposed wood ceiling in the dining area accentuates the "outside world" environment which is a constant reminder of the rehabilitation program's goal.

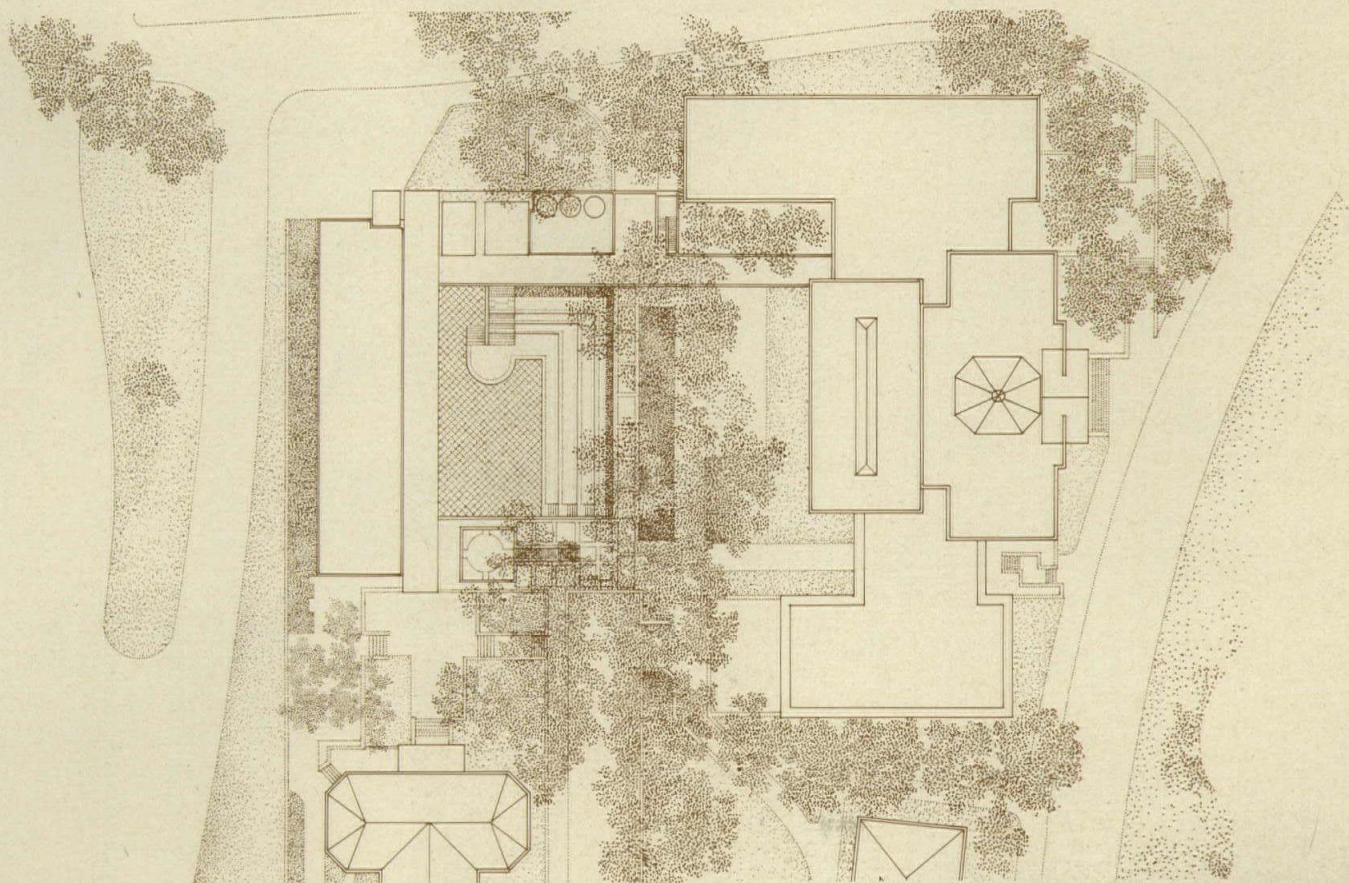




DESIGNING FOR UNIVERSITY CLIENTS: TWO PROJECTS BY WOLF ASSOCIATES ARCHITECTS




Wolf Associates, an energetic architectural firm based in Charlotte, North Carolina, has achieved a solid and enviable reputation for its finely detailed architectural interiors and for a number of small, freestanding buildings designed with a sufficient crispness and flare to call attention to themselves (see *RECORD*, June 1973, pages 111-120). By contrast, two of Wolf Associates' current projects shown on this and the following pages—an addition to the School of Design at North Carolina State University, and an Office/Classroom building for the University of North Carolina at Charlotte—respond not only to larger and more complex programs, but also to more stringent

requirements of context. The firm's designers seem fully to appreciate the obligation that a building has not just to itself but to adjacent buildings, to the landscape, and to the patterns of movement of people. The two buildings shown here are handsomely and carefully designed, but they are also surprisingly modest in appearance. Neither asks particularly loudly for attention, and both make significant gestures of reinforcing the qualities of the places where they will be built. The very modesty of these buildings belies in part the extensive and methodical histories of their design—histories which are recalled in the descriptions that appear on the following pages.







Wolf Associates' project for a new addition to the School of Design at North Carolina State University at Raleigh is the product of an extensive dialogue between the architects and the students and faculty of the school. The dialogue concentrated on three generally distinct areas of concern: those of the new building's place in the over-all plan of the university campus, its interior programmatic requirements, and its "image"—a term used by the architects and their clients to describe what the building might feel like to be in, or be next to, and what well-liked architectural precedents it might recall.

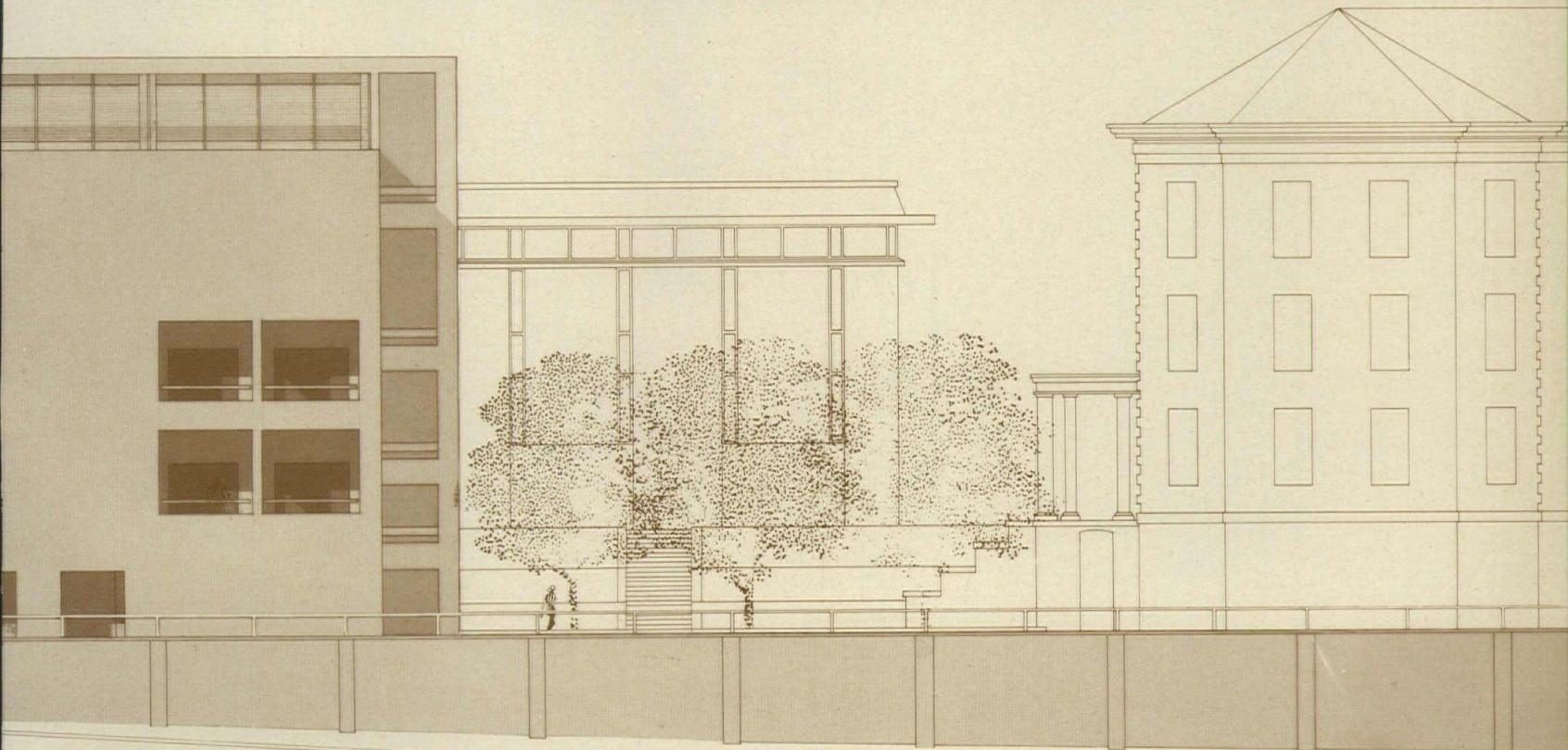
The original School of Design is an early

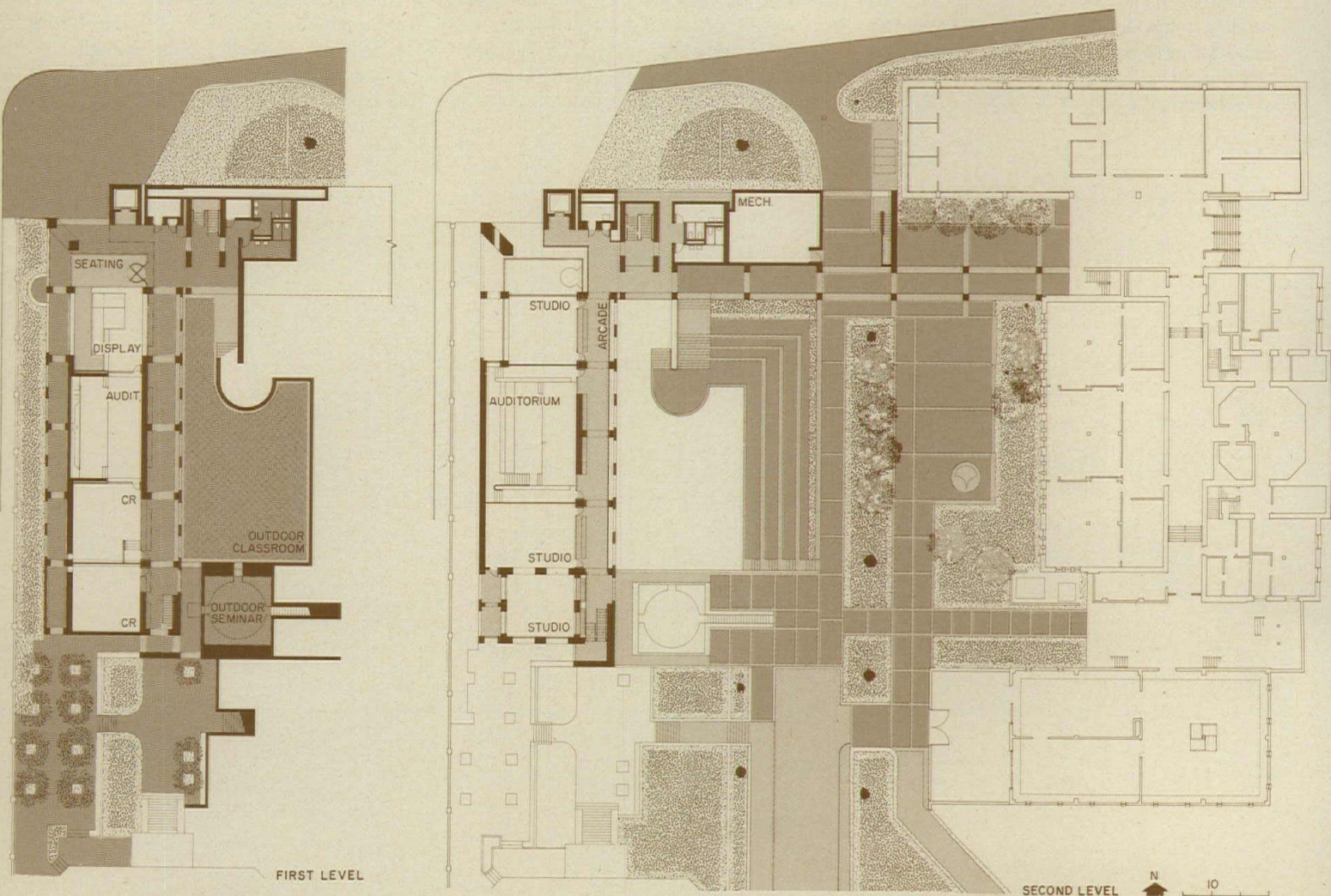
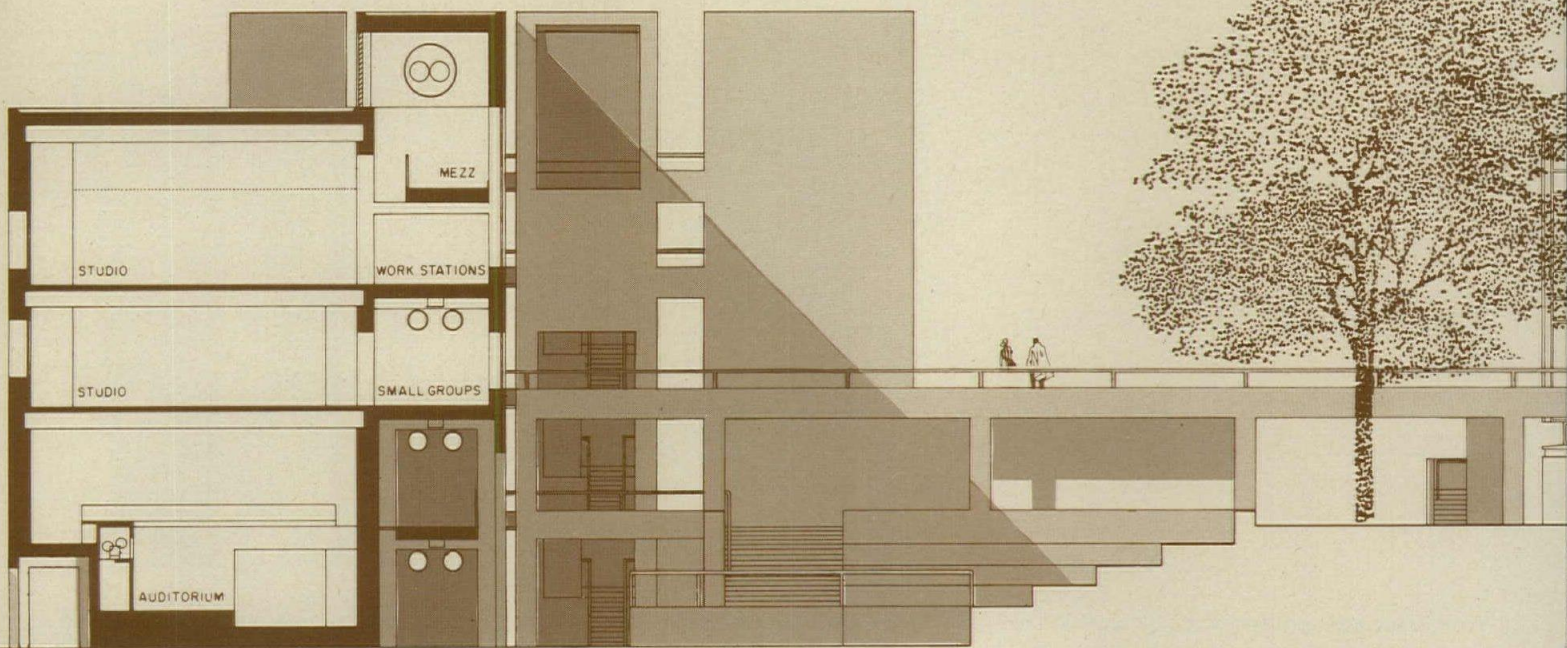
twentieth century neo-classical building known as Brooks Hall; in the mid-1950's and again in the mid-1960's Modern wings were added to the north and south of the original building, and, more recently still, the school expanded into various adjacent buildings on the campus. The students discovered that they liked these latter buildings enormously—"found spaces," they called them—for their qualities of space and light, for their faintly old-fashioned air, and for their irregular disposition, which contrasted sharply with the monotonous regimentation of the Modern additions to Brooks Hall. Thus these "found" spaces became one of the critical ingredients in the stew


of images the new addition was called on to develop.

Another critical ingredient was the form and the stylistic trappings of admired buildings from many different times and places. A large assortment of photographs and drawings—mainly of older buildings, it turned out—was assembled, and an attempt was made to discover which images were preferred.

Meanwhile the faculty and students solicited a host of programmatic requirements—some of them random, or conflicting, or sufficiently imagistic to be included in the process described above—and they assigned to each of these a priority. The architects in







turn converted this collection of wants into an actual square-footage program.

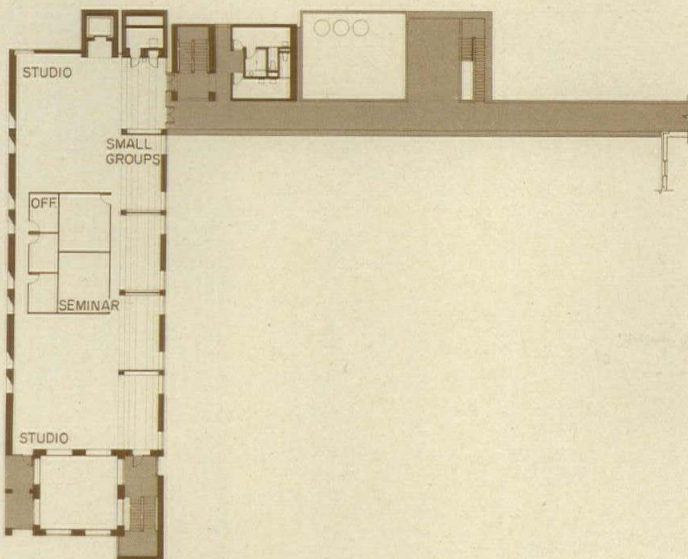
Wolf Associates' first scheme then turned out not to be a new building at all, but an extensively hollowed-out renovation of an older building on the site proposed for the new addition. It was reasoned that the required spaces could be provided in this way, that there would be ample chance to reproduce the "found" spaces the students liked, and the historical image that was desired.

The first scheme, however—like the second and third schemes, which called respectively for the renovation of an adjacent building and for the preservation of only the facade

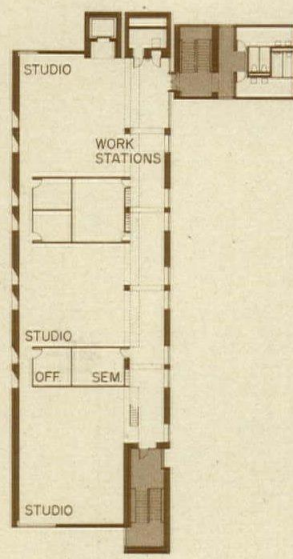
of the building in the first scheme—had to be abandoned because of cost projections and because of predicted difficulties in negotiating such a project through the usual state agencies (though, according to the architects, the climate has changed enough in the year since abandonment that a preservation scheme would fare better now). Thus the final scheme, shown on these pages, is an altogether new building made of precast concrete with a brick skin. Irregularly sized windows, doors and gateways are punched through walls that are apparently thick (to recall older ways of building). On the outside there are different kinds of elevations depending on which side the build-

ing is seen from, and on the inside there are different kinds of spaces juxtaposed, as, for instance the small mezzanine and the two-story studio shown in the section above and in the plans below. The siting of the new building rests on the ambiguity of containing the outdoor space between it and the older buildings while remaining open to existing patterns on pedestrian circulation through the site.


SCHOOL OF DESIGN ADDITION, North Carolina State University, Raleigh, North Carolina. Architects: Wolf Associates—design team for this project: Marley Carroll, Harold Ogburn, Chaturong Chaisupranond. Engineers: Frank B. Hicks Associates (structural); Bullard/Austin (mechanical/electrical).



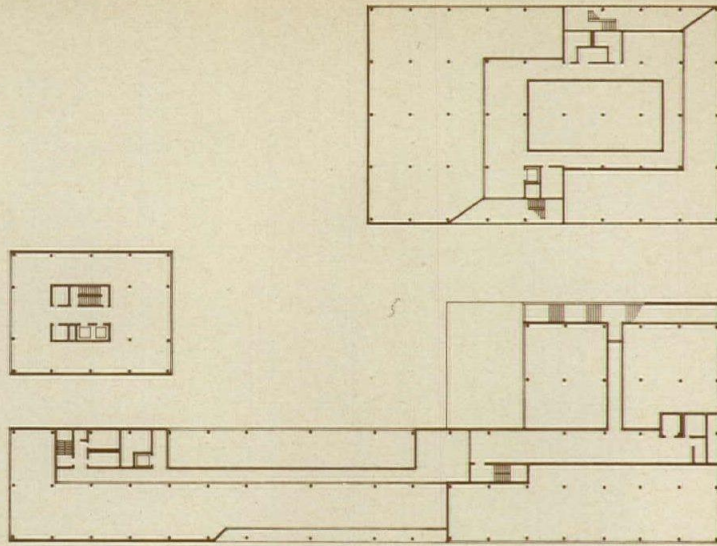
THIRD LEVEL



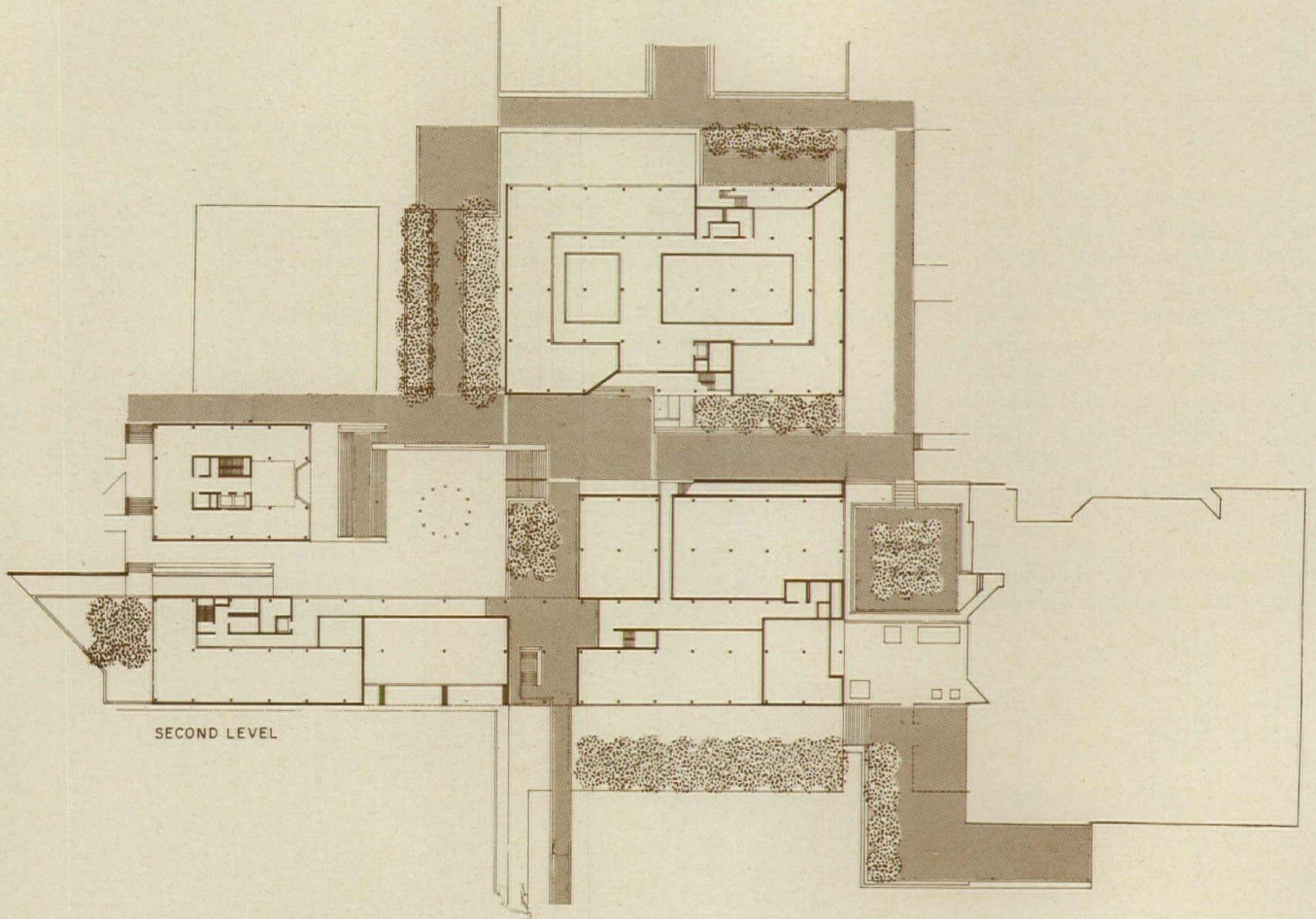
FOURTH LEVEL



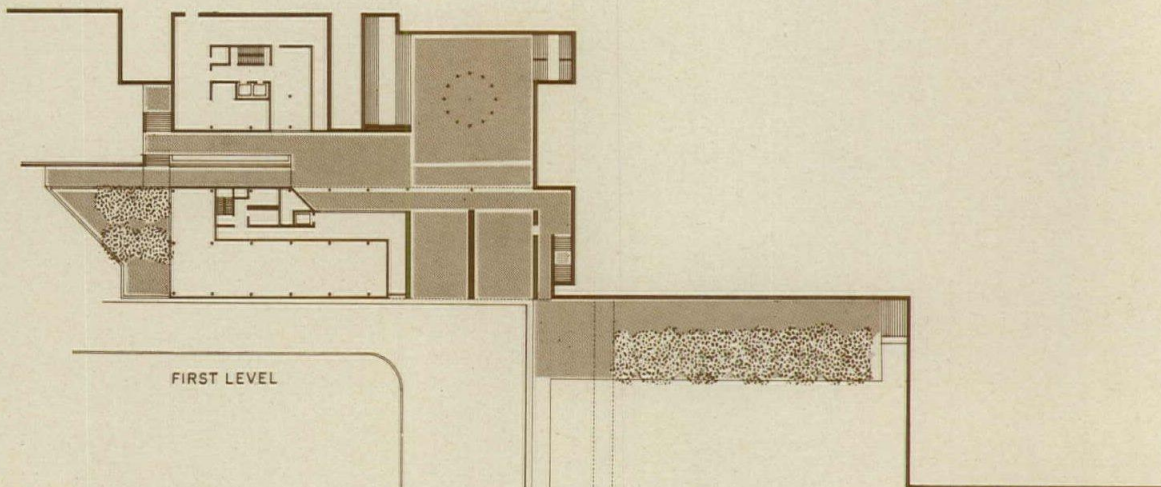
FOURTH LEVEL MEZZANINE



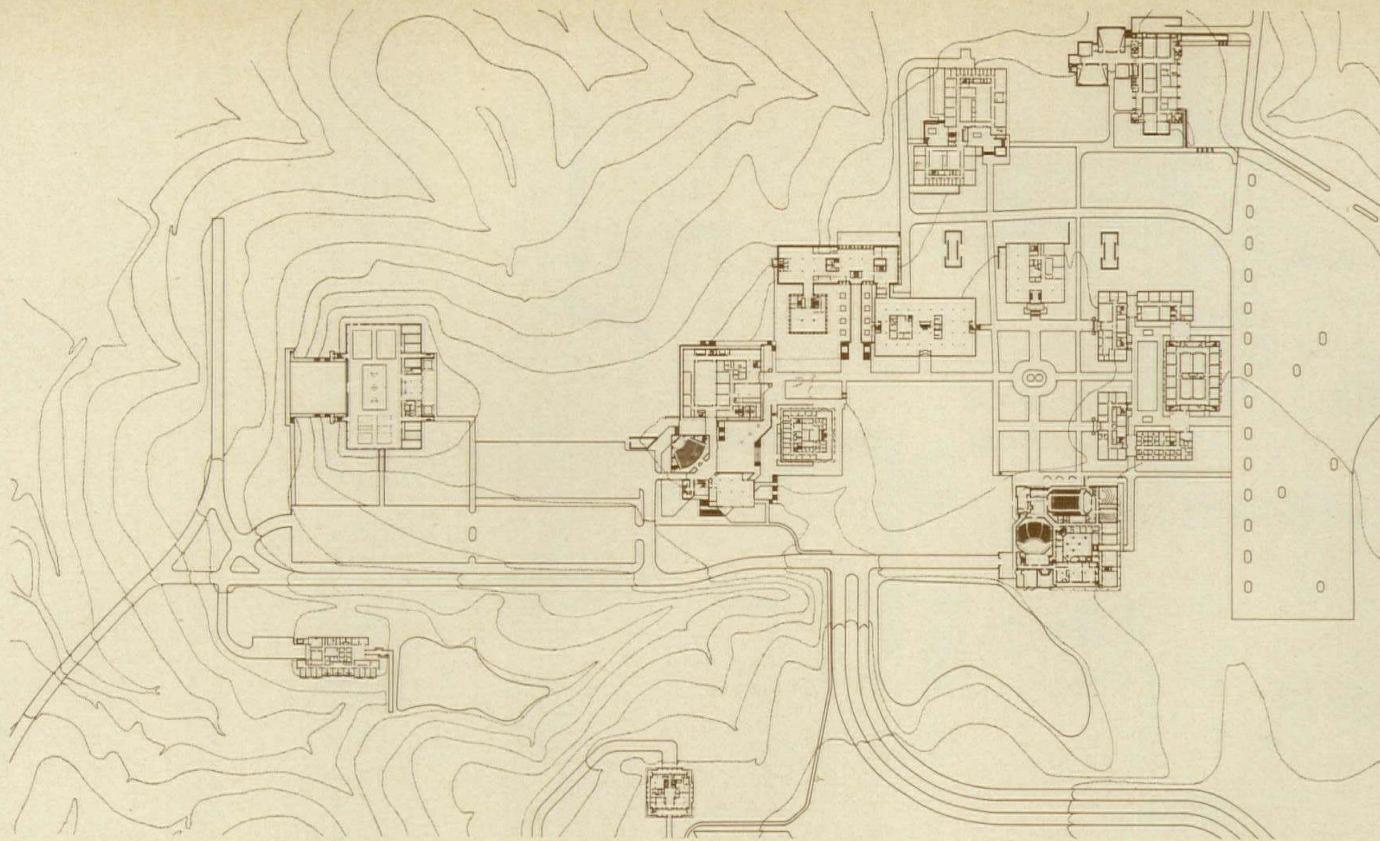
TYPICAL UPPER LEVEL



SECOND LEVEL



FIRST LEVEL



If the building shown on the previous pages is a case of shaping a design to some important physical and imagistic context, then the building shown here is an example of how design can *alter* context.

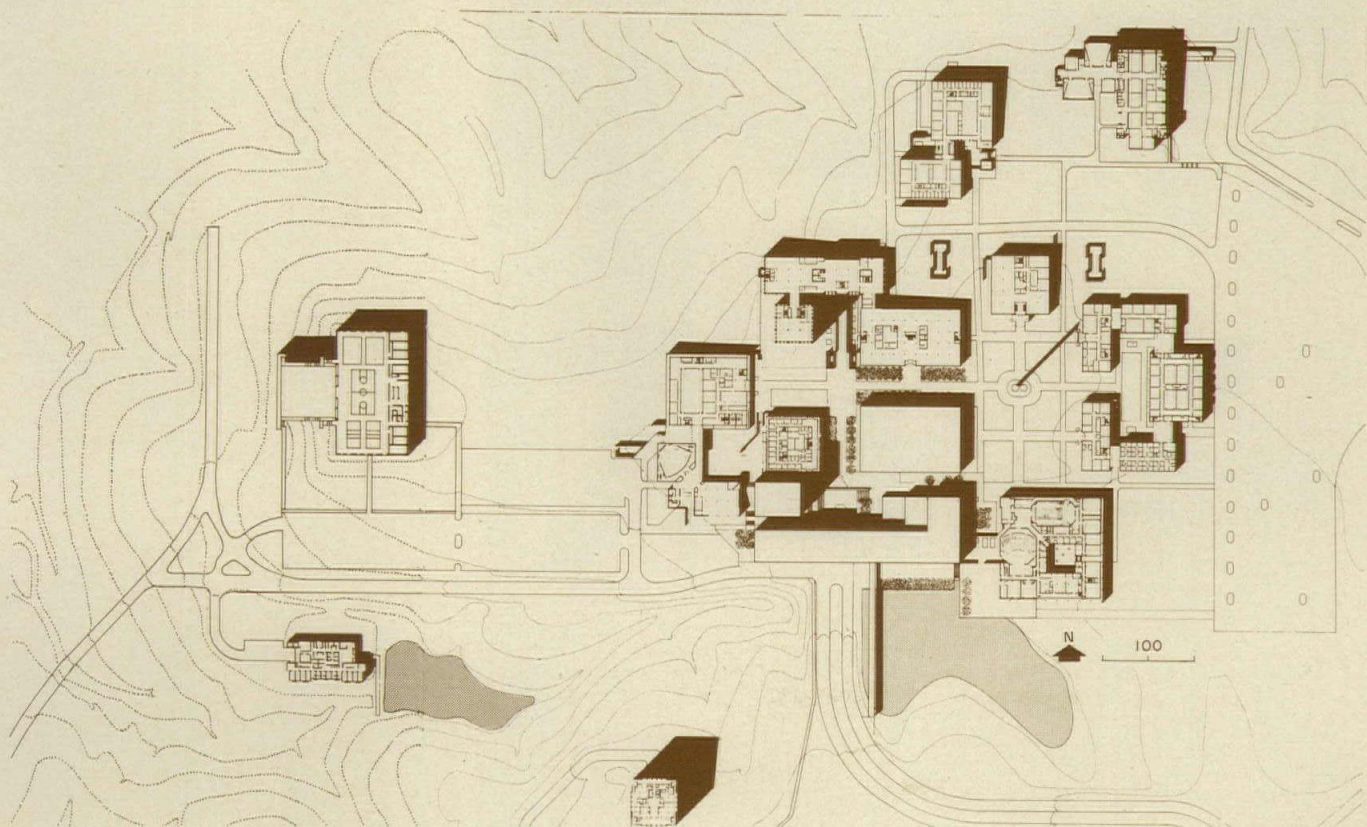
Wolf Associates' office/classroom building for the University of North Carolina at Charlotte will be a major—and perhaps the ultimate—addition to this new campus. The campus planners, CRS Inc, had developed a general masterplan that took notice of the fact that the existing campus was a collection of disparate elements, widely and randomly scattered (site plan above), and they had called for "infill" buildings to give the campus more co-


herence. At the same time, university officials were projecting that enrollment at the Charlotte campus of the University of North Carolina, like at campuses almost everywhere else, would soon level off, and that the new office-classroom building would be the last major building to be built on the campus—as well as by far the largest.

Thus the new building, by virtue of its size, would make a significant impact on the campus, and, by virtue of the fact that no other large buildings would be built on the campus in the foreseeable future, it would have to do as many things as possible to give order and unity to the whole campus plan.

Wolf Associates began their work—as they frequently do—by preparing a drawing of the entire campus, showing the first-floor plans of all the buildings (above); on this drawing all subsequent designs were overlaid. The drawing below shows the latest design for the office/classroom building, and it is this design, with some further, minor revision, that will be built. The plan drawings on the opposite page show the building in more detail.

In the existing campus plan the entrance is by a two-lane road that curves up past a small lake to roughly the center of the campus (but not to any particular building); it then divides awkwardly and becomes a single-lane






road leading to the left and right. The architects reasoned that if the new office/classroom building were placed at the head of the entrance road the building could itself become a kind of gateway to the campus (photo below). Vehicular traffic is diverted to the left as the two-lane entrance road reaches the building, and pedestrian traffic, on a walkway above the road, penetrates the building through a series of multi-level, open-air places for people to meet and to congregate.

Putting the new building in this particular spot also provided the chance to make more use of the adjacent lake by putting people in closer proximity to it. Its shores are, on the side

nearest the new building, tamed and regularized by a terrace planted formally with a grove of trees. On the other side of the new building, too, trees and other landscaping help reinforce the connection between the office/classroom building and the older buildings adjacent to it, and the landscaping itself acts as "infill" (photo above).

OFFICE/CLASSROOM BUILDING, *University of North Carolina at Charlotte, Charlotte, North Carolina.* Architects: *Wolf Associates—design team for this project: Marley Carroll, Junius Judson, Chris Knight, Hadley King.* Engineers: *King/Hudson Associates (structural); Bullard Austin Associates (mechanical/electrical).*



MEDICAL FACILITIES

Most prognostications, private and public, indicate a fairly steady dollar volume of construction in new medical facilities—a volume sustained by a relatively few large new projects and a scattering of new community hospitals in growth areas. The character of architectural commissions for medical facilities in the near future will be unevenly distributed among alterations and expansions of existing facilities plus a continuing surge of community-oriented clinics of various kinds. These clinics reflect an increasing emphasis on ambulatory care facilities—as does also the tendency for alteration work to concentrate on expanding outpatient departments. The forces behind some of these trends are various combinations of changing therapy techniques, cost control efforts, and the effects of health maintenance organizations—insurance-supported or other.

Another hospital-oriented building type increasing in dollar volume is the medical office building, attached or adjacent to medical facilities. (An article by James Diaz describing some of the special considerations of this type is in the Architectural Business section of this issue.) Although the demand for acute-care beds seems temporarily over-subscribed in many regions, there is an increasing need for physicians and paramedical personnel, and the continued activity in construction of medical education facilities is in response to this need.

Financing of medical facilities is likely to become somewhat more complex as a result of the "National Health Planning and Development and Health Facilities Assistance Act of 1974" signed by the President on January 4, 1975. Immediate consequences of this act are still unclear as to the amounts of Federal support money that will ensue. It is clear, however, that the well understood, direct-support programs of the Hill-Burton era have come to an end. Policies of the new act are in line with current trends to return more direct control to state and local levels. The new act will impel states not already so organized to develop regional planning and approval commissions which will develop statements of need for various kinds of health facilities and retain some power of approval for proposed facilities. The Federal government will support demographic and other studies by which these state commissions determine needed facilities and will provide funds earmarked for partial support of the construction of those which are non-profit. These funds will be administered and doled out by the states—probably with a diversity of programs that are not likely to simplify the problems of architects in either design or compensation. It may be premature to be either cynical or pessimistic about these programs, but the layering of administration and the power of the Federal Office of Management and Budget to withhold funds in response to Executive economic policy are not likely to result in a quick surge of new Federally-supported medical projects. Current levels, however, will be sustained in the public and non-profit sectors, while some for-profit enterprises will increase.

The sampling of projects on following pages reflects some of the diversity and complexity of these times.—*William B. Foxhall*

UNIVERSITY OF CONNECTICUT BUILDS A CENTER FOR CARE AND TEACHING

"This is a place in which to achieve, and for progress to take place." That was the comment of a recent visitor to the University of Connecticut Health Center which looms over Interstate 86 in Farmington, Connecticut near Hartford. The comment was brought forth by the lofty, multi-level spaces of the main lobby, the library and the planted courts which serve to give the visitor and user a sense of place and direction. In the building phases now completed, direction is not so easy to discern in the long, curved corridors of office and laboratory spaces, but periodic clues from the outside and a signage system adequate for the regular user make the whole complex an efficient place in which many disciplines can work.


The center is on a 106-acre tract of wooded hills with access roads circuitous enough to generate an academic flavor of approach to an otherwise overwhelming size.

The center houses a combined medical and dental school and one completed 200-bed wing of a hospital with medical and dental outpatient clinics sized to handle some 200,000 visits annually. A 10-story central spine houses comprehensive research activity.

The organizational design thrust of Vincent G. Kling & Partners was to facilitate interrelationships among research, teaching and patient care with planned opportunities for communication and support among the many disciplines involved. The 10-story research building is curved in a great arc terminated at one end by the first-completed of the planned pair of pod-shaped wings (model photo, top right) housing patient care and specialized research facilities. Fronting the bow of the arc is a three-story outpatient building curved in the opposite direction and framing an enclosed central courtyard. Service cores at the connecting points contain elevators, stairways, ductwork and other services. A rectangular, almost windowless annex connected to the research spine opposite one end of the outpatient building houses animal research activities. See plans, next spread.

Outboard of and concentric with the central portion of the research arc is a two-story fan-shaped academic wing (lower photo, opposite) with administrative offices on the ground floor and teaching spaces on the cantilevered upper floor. This wing has direct access to the bi-level library on lower floors of the research arc.


Following are excerpts of the architect's report on the four elements of the design.





Lawrence S. Williams, Inc.




Lawrence S. Williams, Inc.




Tom Crane



Tom Crane






Tom Crane



Lawrence S. Williams, Inc.



Tom Crane



Tom Crane

Research building

It was decided that research, fundamentally involving changing spatial demands and periodic reorganization, is best served by loft-type space on each side of a circulation and services spine. For optimum lab dimensions, a width of 24 feet was selected for this space. Employing throughout a metal partition system with integral service chases and with a curtain-wall module of six feet, complete lateral flexibility is assured.

The various research disciplines are located in the research building according to the facilities they use most frequently. Thus, the basic sciences are generally housed adjacent to the animal tower; the clinical sciences are adjacent to the hospital; and the dental sciences occupy the upper two floors where they are connected by the transportation spines to both the hospital and dental clinics.

An angled window wall panel was developed for the research building which permits individual light control for the unusually wide range of solar orientation. One facet may be blinded while the adjacent window, which is almost perpendicular, remains clear for view, which is spectacular from this hilltop site.

Academic wing

The academic wing is a two-story fan-shaped element as previously described, outside of and concentric with the research building. Teaching space on the upper floor is divided into teaching units each containing laboratory work space, a seminar study area, and audiovisual lecture facilities. These will be used by both medical and dental students in their first two years of identical curricula.

Flanking the main academic entrance on the ground floor are lecture halls accessible to the public. Here also is the major access to the central library which looks out upon small courtyards between the buildings and inward onto the great court at the center.

In-patient tower

A strong philosophy of patient care has dictated a radial arrangement of bedrooms about a completely open circular nurses' station. Hence the pod shape of the tower plan. Optimum surveillance of the patients is possible, but perhaps more important is the sense of security afforded the patient by visual contact with the nurse. Privacy for the patient is provided by draperies at the glass wall of the room, with the option of keeping them open.

Receptionist, doctors' charting area, offices, pantry, medicine preparation area, and extensive storage including linen and sterile supply are all housed in low units at the central station in order to maintain the closest relationship continuously with each patient. Alternate configurations of nursing stations and room access are still under consideration, and a second pod tower for 200 beds is planned, bringing the total bed count to 400.

Out-patient building

Main public access to the complex is at the center of the out-patient department which fans out toward Hartford in a wide three-story arc. All clinics are arranged on each side of a longitudinal service spine, and public circulation is on the periphery. Waiting areas for each clinic open off this outer corridor onto the terraces with a broad view of the countryside. Except for some specialized clinics on the in-board side of the building, all the units are modular for operational flexibility. This requirement is reflected as well by the disposition of all 20 clinics on only two floors of exceptional width and depth.

On the top floor are administrative offices and the maternity suite, with its own small courtyard, well removed from immediate contact with the rest of the hospital.

The emergency entrance has been placed at the junction of the outpatient building and the inpatient tower. It is immediately accessible to the X-ray and operating suites as well as to the surgical clinics.


At the main floor level a broad public corridor runs completely around the great courtyard at the heart of the Health Center. Providing a means of orientation for all parts of the complex, the courtyard is landscaped and used as a park—a common ground for visitors, patients, students, and personnel, it is meant to suggest the Health Center's basic unity of endeavor.

Emphasis has been placed throughout the project on the unbroken continuity of academics, research and patient care.

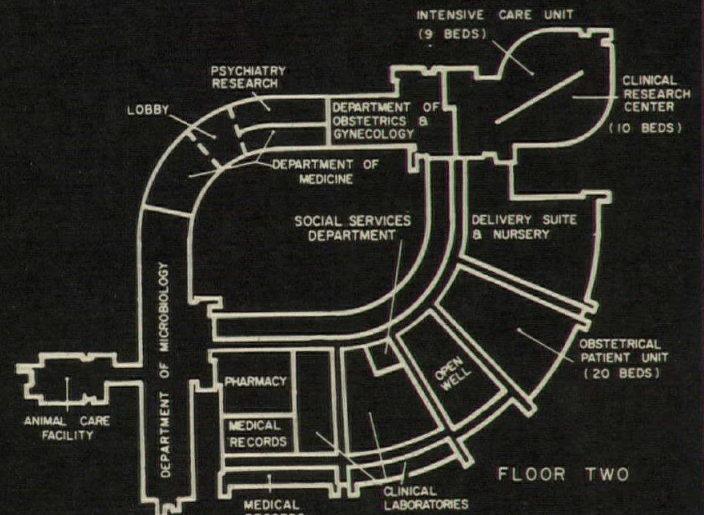
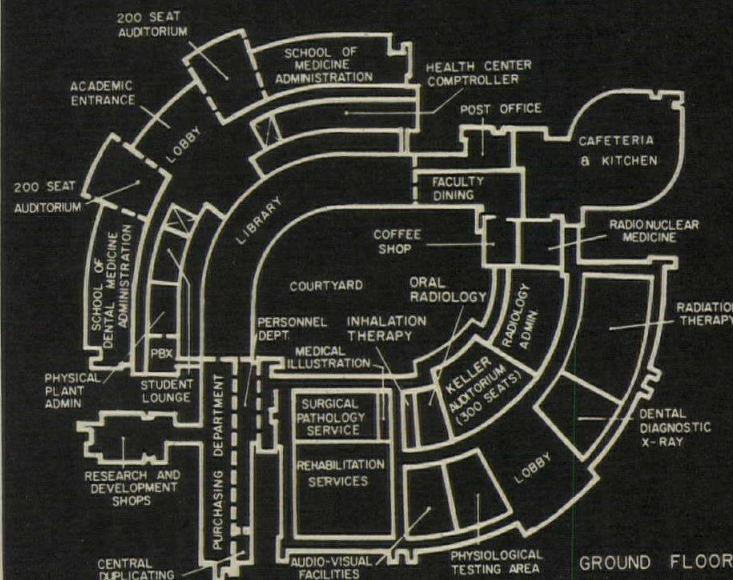
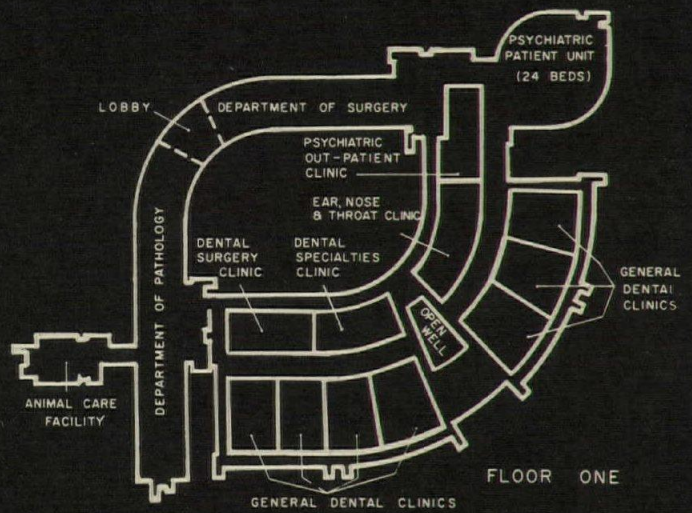
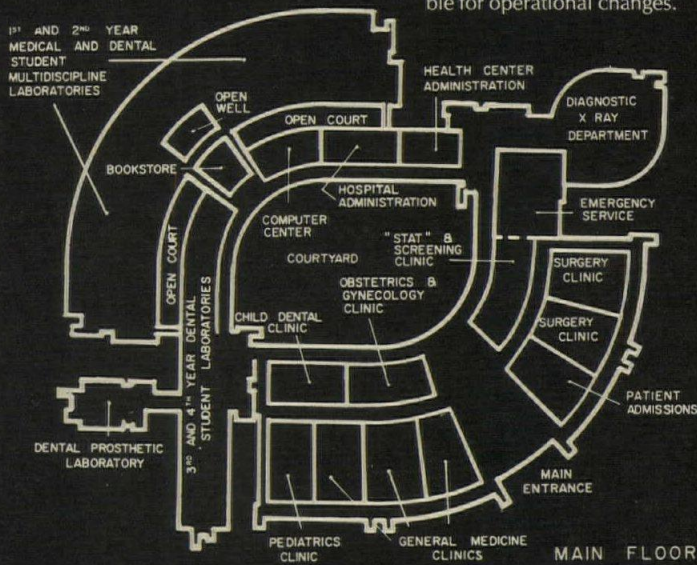
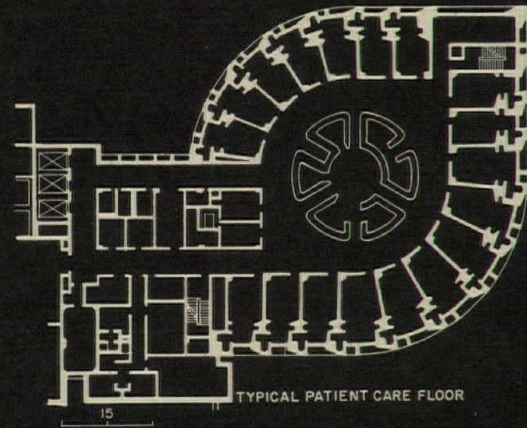
UNIVERSITY OF CONNECTICUT HEALTH CENTER, Farmington, Connecticut. Architects: Vincent G. Kling & Partners—Lewis Eisenstadt and John Rotkowski, partners-in-charge; Joseph Marzella, design partner; William Reichert and Alvin Holm, project architects. Engineers: Severud-Perrone-Sturm-Bandel (structural); Meyer, Strong & Jones (mechanical). General contractors: Lasker-Goldman Corp. and the Kidde/Briscoe Joint Venture.



Lawrence S. Williams Inc. photos



From the main entrance lobby, top, opposite, stairs descend to a ground floor lobby serving a 300-seat auditorium. Other stairs ascend to first floor clinic spaces. Skilled use of wood and stone give a kind of warm majesty to a procession of volume changes topped by the globe-lighted skylight. The library has a different sense of space for study and resources in books and tapes, with reading lounges and AV carrel spaces. Typical nursing space, above and at right, will be efficient and flexible for operational changes.



A COMPOSITE GENERAL HOSPITAL DESIGN FOR GRIFFISS AIR FORCE BASE

This general health care facility for Air Force personnel and their dependents is called a "composite medical facility" for good reason: 1) It is a basic general hospital of 70 acute-care beds including such family facilities as obstetrical and pediatric departments. 2) It houses testing areas and laboratory facilities for the rigorous programs of health maintenance that are required for the Strategic Air Command. 3) It has a diversified and active outpatient department including a dental service area. All of this takes place within a relatively small 102,800 sq ft, two-story building.



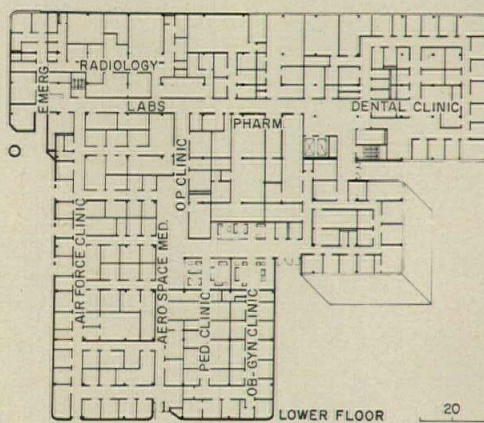
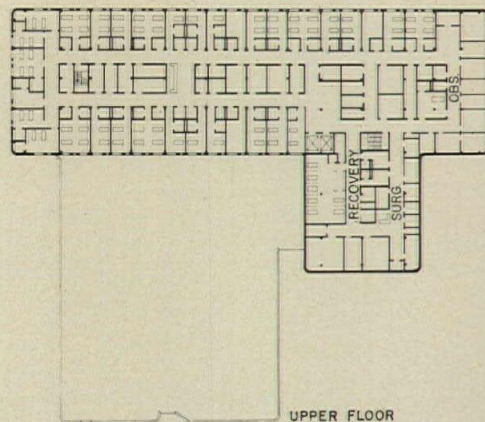
The architects met program and budget constraints on a broad front of interlocking decisions. The budget squeeze, for example, called for low-cost, stock materials, while the northern climate and air-base acoustical problems called for a shell of high density and low glass area. The solution was the selection of split-face concrete block and about a 10 per cent total glass area divided adroitly to serve essential office and bedroom areas, reserving a solid exterior wall shield for surgical and clinical areas. Acoustical and climate demands called for double-glazing in bedroom areas. Here, both cost and esthetic objectives were achieved by the use of textured enclosures for stock double windows.

Functional flexibility was achieved in inpatient areas by planning a group of bedrooms so that nursing unit size could shift with changes in loading.

The siting of the building shifted with growth of the plan to preserve natural trees and take advantage of the drop in elevation to provide service access and a separation of mechanical and care levels.

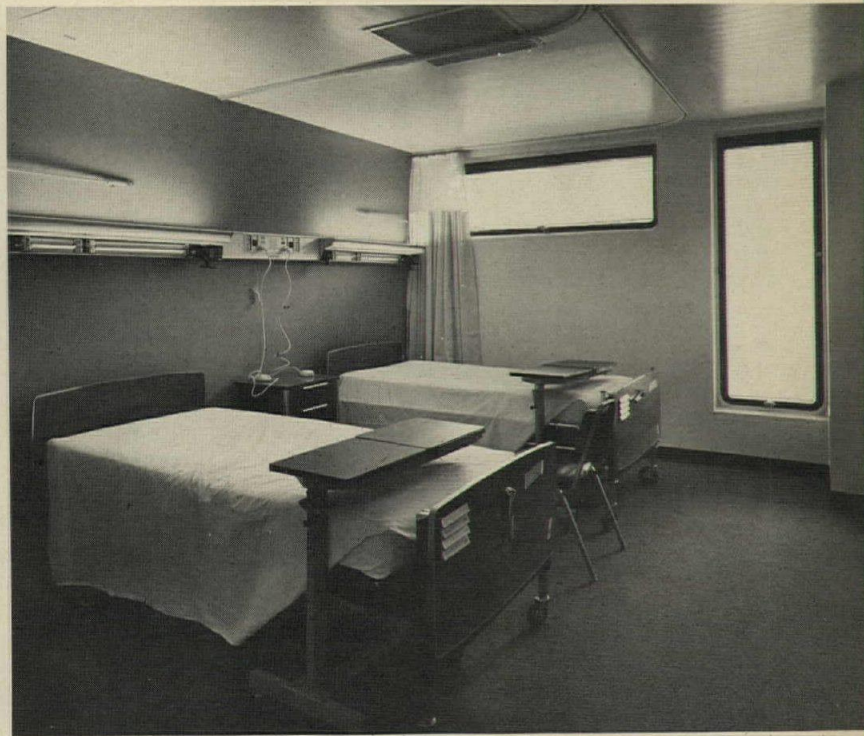
This building came in just under budget, having preserved form and massing suitable to the aerodynamic shapes familiar to its users. Despite their qualms about rounded corners and cantilevers, says Martin Stein, "I think we showed the Navy that good design doesn't cost more."

COMPOSITE MEDICAL FACILITY, GRIFFISS AIR FORCE BASE, Rome, New York. *United States Air Force.* Client agency: *Naval Facilities Engineering Command, Northern Division, Philadelphia, Pennsylvania.* Architects: *Max O. Urbahn Associates, Inc.—Philip E. Moyer, partner-in-charge; Martin D. Stein, director of design; Bernard Prainito, project manager; George Ranalli, designer; Louis P. Giacalone, job captain; Roger Swingle, site design.* Consultants: *Dale Engineering Company (engineering); Maurice B. Lafiteau Inc. (food service).* General contractor: *Oldfield Construction Co.*






George Cserna photos



JOHNS HOPKINS REDEVELOPMENT ENLISTS ALL DISCIPLINES FOR PLANNING AND DESIGN



In 1970 the administration and trustees of the Johns Hopkins Medical Institutions made three major commitments: 1) that the institutions would remain at the current east Baltimore campus site on about 20 acres; 2) they would limit property acquisition to this defined area; 3) they would initiate a vigorous building program of renewing the Johns Hopkins plant.

As a result, a long-range development plan for the medical institutions (i.e., the Johns Hopkins Hospital, the Medical School, the School of Hygiene, and a future School of Allied Health Services) was completed. The initial implementation of the plan calls for the redevelopment of the Johns Hopkins Hospital to be accomplished over a 6-year period, 1974 to 1980, which embraces the "Hopkins 100" campaign commemorating the 100th anniversary of the institutions in 1976.

Client reorganization centralizes redevelopment building program

Coincident with the commitment to a major building program, high level organizational changes occurred at the institutions. Steven Muller, president of the Johns Hopkins University, also assumed the presidency of the Johns Hopkins Hospital. Robert M. Heyssel, M.D. became executive vice president and director of the hospital. Thus the operating officers of the two institutions have the responsibility and authority not only for the planning and design decisions, relating to the Hospital development, but also for the effective integration of the teaching and research requirements of the institutions into the clinical facility. The project organization for the institutions was established under Richard W. Trompeter, project director, and Theodore Hussey, associate project director, for JHMI. Additionally, the professional committee under Guy McKhann, M.D., consisting of the clinical chiefs and department chairmen, was formed to ensure the full support for the program within the institutions and advocacy of the highest level decision makers. Similarly, the administrative task force, under Robert Wilson, vice president for administration, with the assistant administrators represented, defined the service and support requirements of the hospital. Therefore, the institutions project organization (see diagram, top opposite) not only served to provide input to the project team, but also assumed an advocacy role and communications link to the myriad committees and sub-committees throughout the institutions.

Complexity and schedule call for multi-discipline force

The need for a highly efficient decision-making process was dictated by complexity of the project compounded by constraints of the schedule (chart at top, opposite). The Phase I program includes the development of the Johns Hopkins Regional Cancer Center under a \$6.4-million NCI grant. Conditions of the grant provided that the center be under construction within one year (May 1974). The desire on the part of the institutions to achieve maximum integration (physical and functional) of special centers with the core hospital development triggered an intensive planning and design effort to program, master plan, and design all elements of the redevelopment program. To implement the planning/design effort a multi-disciplinary project team was selected. The team consisted of: RTKL Associates Inc., as executive architects for the total program and architects for the hospital redevelopment; Cochran, Stephenson & Donkervoet as architects for the Cancer Center; Henry Adams, Inc., consulting engineers; Westinghouse Health Systems, hospital consultants; Ernst & Ernst, financial consultants; and Turner Construction Company, construction managers. The team was charged with producing within one year:

- An over-all master plan for the Hospital integrating the new construction, current and future modifications, the phasing out of obsolete buildings, and future new construction;
- A general program for the total redevelopment program based on current needs/deficiencies, and new programs;
- A specific program for Phase I based on available financing and phasing constraints;
- Justification for all program elements in terms of patient care demands and coordinated teaching/research needs.
- Exhibition of significant operational improvements and increased functional efficiencies;
- Demonstration of financial feasibility based on life cycle cost justification of design and program elements including anticipated revenues produced by the new construction;
- Rigorous cost control measures to ensure that program and design are at all stages within the established budget;
- Pre-requisite architectural/engineering designs and bid packages for the various program elements to provide for competitive bid requirements for the Cancer Center, while maintaining maximum latitude for packaging the

hospital projects (i.e., for single G.C., multiple primes, or negotiated bids) under the construction manager;

- An integrated construction plan interfacing multiple contracts, demolition renovation/new construction, with minimum disruption of hospital operations;
- Total program coordination within the institutions and reviewing agencies, including obtaining Maryland Comprehensive Health Planning Agency approval.

The project team was capable of addressing all tasks concurrently, with necessary trade-offs and refinements being produced at various stages. Essential support and approvals from the joint trustees was obtained at the critical points. The program is on schedule with the pre-requisite broad support from the many faceted institutions. Demolition, site preparation and scheduled construction work is under way.

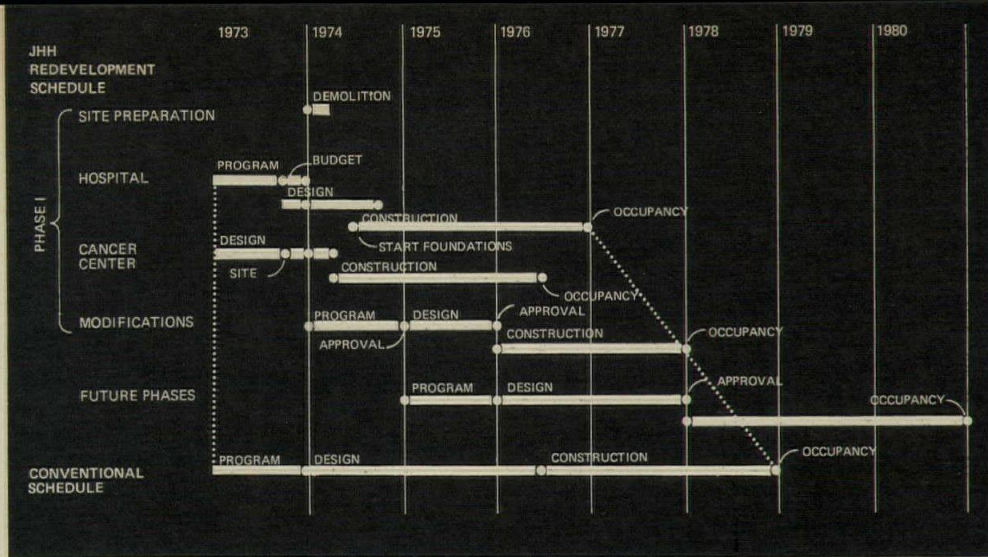
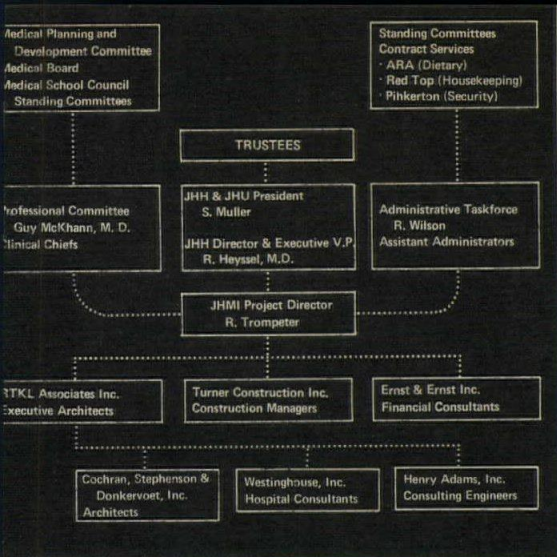
Demography and economics define the program

The objectives of the redevelopment program are to maintain the institutions as a center of excellence for patient care, teaching and research, and to eliminate any deficiencies of the hospital due to obsolete or inefficient facilities.

The Phase I program, to be completed by 1977 includes: 180 replacement beds; 60 new Cancer Center beds; new operating rooms and delivery rooms; new diagnostic radiology and radiation therapy areas; new receiving and central materials management areas; new public lobby, admitting and community areas; classrooms and conference rooms in support of clinical activity; research laboratories for the Cancer Center; and renovation of the Halsted and Osler Pavillion accommodating 360 beds.

The next increment to be completed by 1980 includes: 180 additional replacement beds; ambulatory surgery center; outpatient facility with diagnostic motel; clinical laboratory renovations; power plant improvements and parking.

The program was developed after careful analysis of patient origin and other demographic factors as well as workload projections to ensure that projected services and revenues were in line with anticipated debt service. Projections were also made to be sure that workloads and teaching needs were balanced and that anticipated beds needed for teaching could, in fact, be filled at an acceptable occupancy rate approximating 85 per cent. In



fact, the demographic studies indicated a population decline within the hospital prime service area and Baltimore City, indicating a need for attracting an increasing number of specialty referral patients from the wider metropolitan area. So the facilities provided will provide an improved patient-staff environment. The general trends toward increased outpatient care, reduced lengths of stay and the 85 per cent occupancy rate objective of the hospital also imply an over-all reduction in total hospital beds from about 1100 to about 1000.

Master plan envisions progressive, layered development

The new master plan for the Johns Hopkins Hospital represents a major departure from both previous planning and existing physical organization.

The hospital has been organized on the pavilion concept with individual buildings representing various departments and specialties (i.e., Osler medical pavilion, Halsted surgical pavilion, Woman's Clinic OB/GYN, Wilmer Eye Institute, etc.). The attendant lack of flexibility and interchangeability has handicapped the hospital by limiting its occupancy rate and its ability to utilize special isolated facilities.

Master plan seeks maximum integration


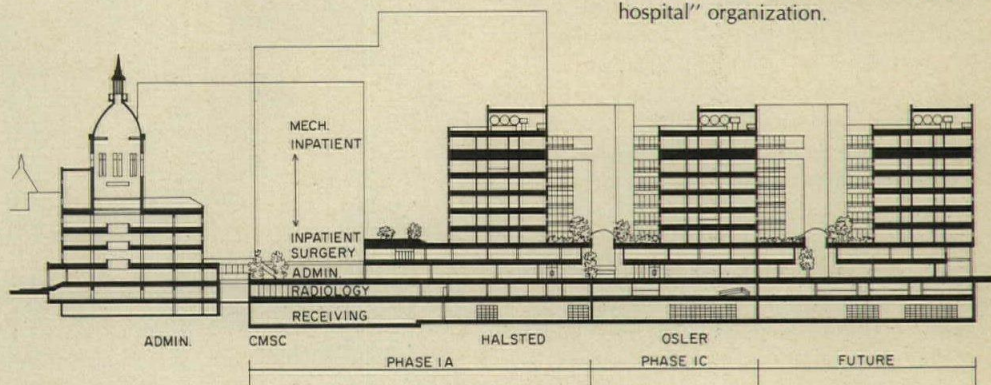
The master plan goals, then, were to achieve maximum integration of new flexible facilities with existing and/or renovated areas while creating major improvements in services and circulations patterns.

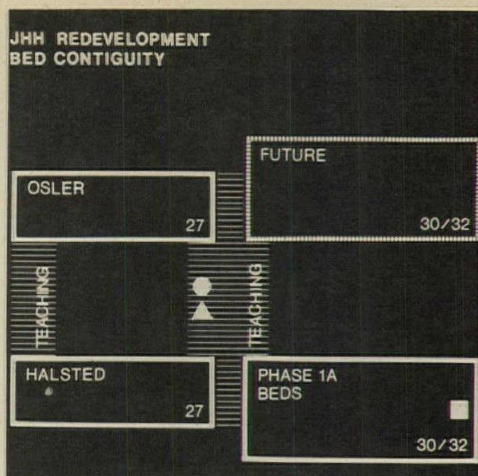
The master plan provides for the incremental redevelopment of the hospital and the relocation and replacement of all clinical departments. The over-all framework is based on a horizontal zoning concept (see section drawings) where each phase is a step by step increment toward new contiguously related activity zones.

For example, in Phase I, at a new subbasement level, a new service zone will provide central receiving and materials management areas. In the next phase there will be a new central sterile processing area at this level. In a future phase, automated horizontal distribution of all major materials and services to vertical service shafts serving all the hospital is projected.

At the next level, the basement, Phase I will provide a new diagnostic and treatment zone that will centralize currently dispersed

Diagrams above show interdiscipline organization for the over-all project and the phased schedule of development. Section and model photo, below, show horizontal layering of transition from the "pavilion" separation concept to an integrated "Whole hospital" organization.





functions. In the next phase, centralization of all hospital computer facilities will be housed at this level. And a future expansion of the basement level will provide for replacement of clinical laboratories and physical medicine facilities.

Similarly, at the street level, a new public and community zone will be developed in Phase I with a new hospital entrance. In the next phase, there will be a commercial mall including expanded staff lounges, new outpatient entrance, and outpatient facilities. And so it goes through other levels for technical, surgical and nursing care spaces.

The inpatient levels (3 to 8) in new and renovated patient care areas integrate teaching and conference-room facilities. New inpatient units are closely integrated with the renovated units (Osler and Halsted) as shown in the diagram at top center.

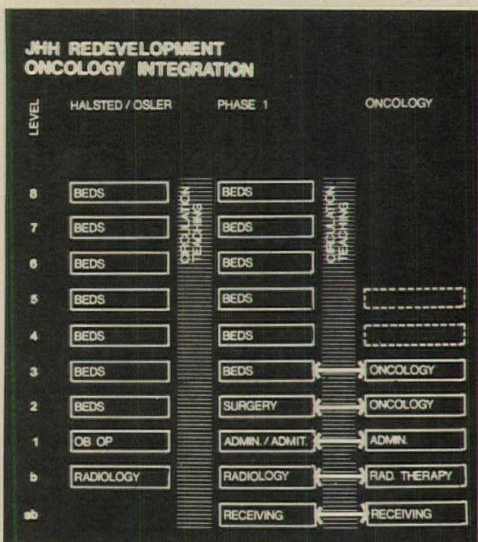

The horizontal organization of beds (120 beds/level) permits major departments (medicine, surgery, OB/GYN) to be organized on one or two levels. Surgery beds are on levels 7 and 8, all within one level of the operating rooms on level 7.

The horizontal organization of beds also greatly facilitates the interchangeability of beds between subspecialties, with improved departmental communications, reduction of need for vertical transportation, and potentials for reducing nursing and administrative staffs for significant operating cost savings.

The master plan serves as a flexible framework offering substantial benefits in terms of response to new programs and new needs. These benefits are achieved without unusual architectural and geometric exertions and excessive first cost penalties.

Site determines phasing of architectural design

The architectural design of the Phase I project is very much determined by the site available based on vacating existing buildings, and essential relationships (adjacencies and floor-to-floor dimensions) to existing buildings, plus careful analysis and determination of functional relationship to priorities. Decisions on materials underwent considerable philosophic and quantitative investigation. Architecturally, it was determined that brick—as the basic building material to ensure compatibility and harmony with existing buildings—needed to be continued. Significant architectural expression could be gained through sophisticated de-



tailoring of brick, glass and steel components.

One of the major concerns of the master plan and the specific design for Phase I is to provide more and useful open spaces as a result of the redevelopment plan.

A major plaza for indoor/outdoor dining and assembly; useful open spaces along the pedestrian access from the parking structure; significant entryways and drop off points for the hospital and the Cancer Center (see model photos); the new barrier-free entrance to the hospital and the Cancer Center illustrate the quality of entrance and convenience contemplated after Phase I (photos, opposite).

The integration of the Cancer Center represented a unique design challenge, inasmuch as the NIH criteria required a separate identifiable building. Nevertheless, all critical adjacencies were achieved, as shown in the diagram, left center.


Planned integration prevents rapid obsolescence

The degree of integration with common facilities will preclude the dilemma of the free-standing center which can neither grow nor shrink over time and soon becomes an obsolete facility.


The new patient accommodations are predominantly private rooms to assure that the most acute patient care can be delivered in the new units. The traditional and conservative environment of the institutions will be punctuated with supergraphics, bold signing, accent colors, and modern furnishing.

The improved environment and new facilities by themselves are not enough to maintain the excellence of the institutions, however. That is accomplished by the vigor and enthusiastic participation at all levels of administration, faculty and staff who made possible an impossible planning and design schedule.

—Sandor Csobaji



JOHNS HOPKINS MEDICAL INSTITUTIONS, Baltimore, Maryland. Executive architects for redevelopment program and architects for the hospital: RTKL Associates, Inc., C.E. Lamb and S.B. Csobaji, principals-in-charge; B.J. Wulff, project architect; V.D. Moorer, project manager; E. Jakmauh, interiors; R.J. Kolker, structural engineer. Architects for the Regional Cancer Center: Cochran, Stephenson & Donkervoet, Inc., T.D. Johnson, project architect. Hospital consultants: Westinghouse Health Systems. Consulting engineers: Henry Adams, Inc. Construction managers: Turner Construction Company, F.J. Booth, project manager.



A GUIDANCE CLINIC AT THE CHILDREN'S HOSPITAL OF PHILADELPHIA


The Philadelphia Children's Mental Health Center, designed to relate to—but to function independently of—the Children's Hospital of Philadelphia, is located on the southwest corner of the 34th and Civic Center Boulevard site. The building (total area: 79,500 sq ft) was designed so that its materials, scale and overall milieu would relate to children in as intimate—almost residential—feeling as possible; in contrast to the more clinical environment of a general hospital. To help emotionally disturbed children to run and to play and to lead, so to speak, normal lives, all of the major children's services in this facility are related to outdoor play areas. Even though this facility is large in itself and attached to an enormous building, every consideration was given to defining functions as clearly as possible and breaking up the immensity of the project with smaller, more comprehensible parts, each related to a child-scale activity.

The Children's Mental Health Center has its own entrances and driveways along with several outdoor courts and play areas. It has a main, grade-level driveway and "drop off" which allows children or adults to go directly into the school at grade level or to go down some convenient stairs to a courtyard to the nurseries or main entrance and lobby which are one level below grade. Besides this entry, there is a driveway ramp and turn-around, one level below grade which directly serves the main lobby and also the nurseries.

The reason for these different entrances was to separate the very different flows of traffic to the over-all facility and the school, and to give the precious grade-level outdoor areas to the traffic of children instead of cars and parking.


Basically, the four-story facility purposely appears as a two-story building and those two stories which are the first and second floors are for the main children's functions. The first floor at grade level houses the school and has its own entrances for the children, with the main entrance to the facility being one level down below grade; see grade drawings at right.



PHILADELPHIA CHILDREN'S MENTAL HEALTH CENTER. Architects: *Office of Bruce Porter Arneill*. Engineers: *A.W. Lookup Company* (structural); *Leonard Weger Associates, Inc.* (mechanical). Consultants: *Sylvan R. Shemitz & Associates* (lighting); *Robert A. Hansen Associates* (acoustical); *Louis Audette* (TV); *Office of Dan Kiley* (landscape); *Raymond Doernberg* (interiors). General contractors: *Baltimore Contractors, Inc.*



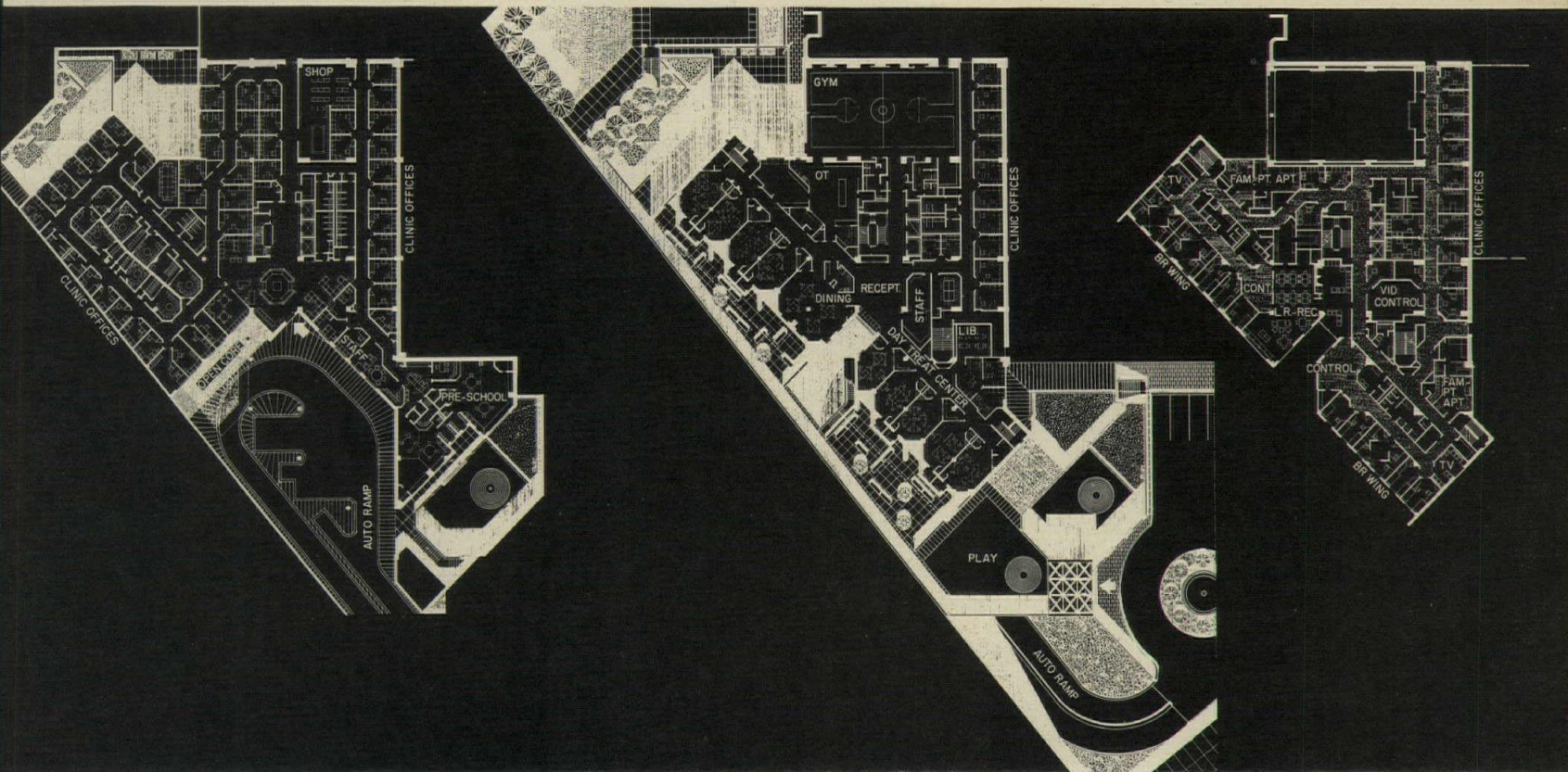

The second level is the living level for children and two families. These two floors which resemble a standard urban row house layout (the school being the living level and the inpatient

wiched between the "adult" levels. The lowest level (Level A) under the school provides the main entrance by car, bus or elevator from parking below, and it contains all of the main outpatient consultation rooms.





Maris/Semel photos



NORTON-CHILDREN'S HOSPITALS UNITE FOR COMMUNITY CARE AND TEACHING SERVICES AT THE UNIVERSITY OF LOUISVILLE

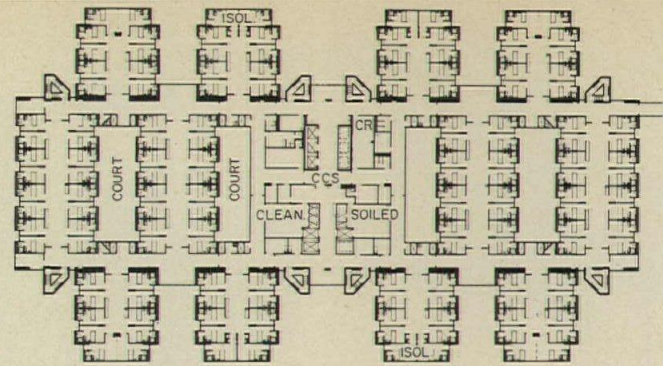
Architecture for hospitals is different, says James Falick, senior vice president, Caudill Rowlett Scott, not because of the complexity of the building, but because there are so many people involved in very intense working relationships that extend over a longer period of time than in almost any other building type. The team that works together also differs from those of other building types. The architect is one of many professionals on this team; he contributes his professional knowledge just as he depends on the client team to contribute theirs. And because the client is used to multi-discipline team work, the health facility team truly operates as one.

Norton-Children's Hospitals is an example of this process that has lasted over six years and involved two client hospitals, a medical center and medical school, community and state agencies and hundreds of people. It's not that Norton-Children's is a textbook example of client involvement. Rather it's a good example of what does happen over time and what CRS as architects, learned from it. Here is Mr. Falick's report:

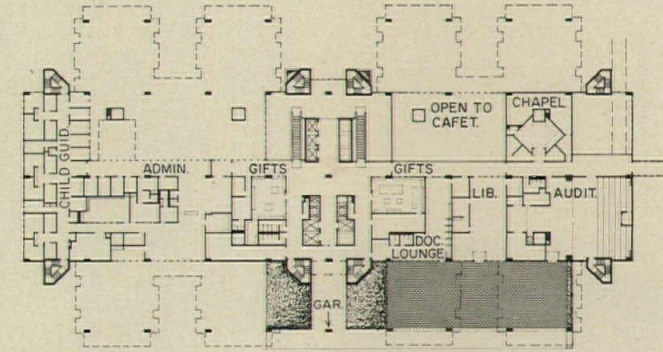
In 1967 the John N. Norton Memorial Infirmary and Children's Hospital agreed to a joint development and building program in the University of Louisville Medical Center. From the beginning this was a consolidation of facilities and some services rather than a merger, since neither wanted to relinquish its carefully established reputation and identity.

While they share common problems of crowded, poorly organized and obsolete facilities, the character and scope of the two institutions was, and still is, quite different. Children's is a major pediatric center for the region whose services concentrate on emergency, outpatient and short-term acutely ill patients—with a heavy load of poor neighborhood families. Norton, on the other hand, was an adult-oriented general hospital and more a "carriage trade" facility within a series of aged buildings (built between 1902 and 1932).

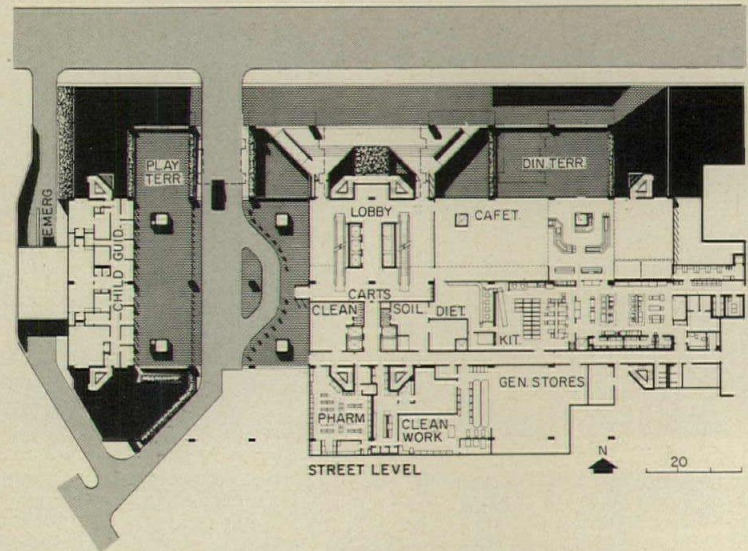
The original idea was for Norton to build a satellite hospital in the Medical Center and gradually de-emphasize the main hospital. There was, and is, very little open or available land at the Medical Center and competition for any of it is keen. Children's administrator, the late Frederic R. Veeder, suggested that Norton build adjacent to Children's on land occupied by the School of Nursing, with the future possibility of "knocking a hole through the wall" and sharing some facilities. The more the idea



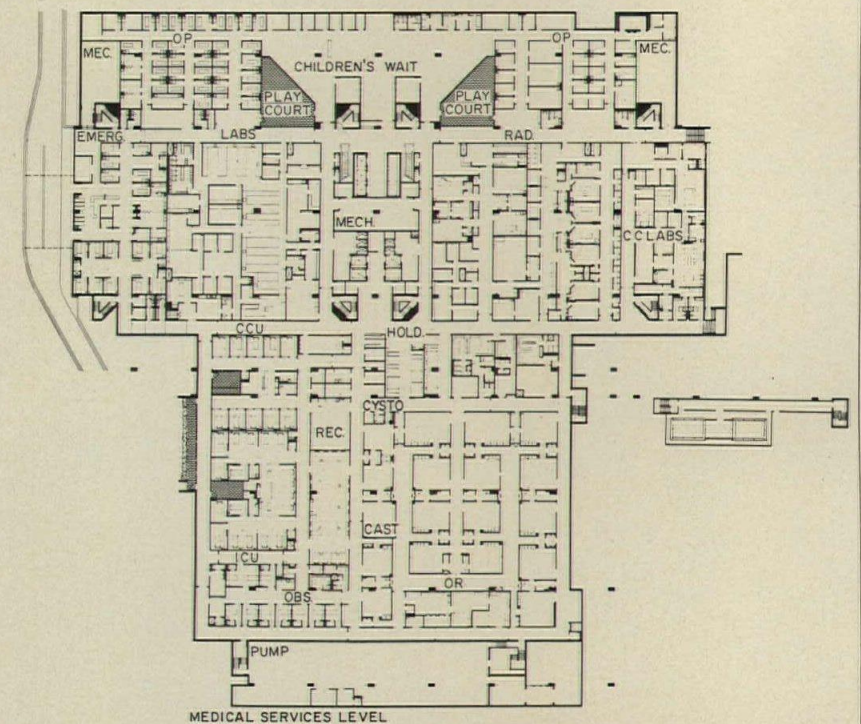
TYPICAL NURSING LEVEL



BRIDGE LEVEL



STREET LEVEL



MEDICAL SERVICES LEVEL






was discussed, the better it sounded and the two hospitals decided to seek professional advice from A.T. Kearney & Company, Inc., of Chicago. Kearney's Richard Johnson (now with the Tribrook Group) and his staff reported back that affiliation would serve the best interests of both hospitals. A Joint Development Committee of three persons from each board was given the task of implementing the consolidation, commissioning the architects and initiating the fund-raising campaign. The quality of that committee can be seen by the following two examples. During one programming session, we tacked up a card which said "Be THE Children's Hospitals vs. a Children's Hospital" and talked about what this would mean in terms of additional services, space and money. Satisfying that goal would add about \$5 million to the project. They looked at each other, talked (but never had to vote) and said, "The." At our next meeting a month later, another card was tacked up which said "Develop and Satisfy a Commitment to Future Educational Programs." The committee had already talked about the need to satisfy the medical school's requirements, but at this point we had to again point out that they were talking about a \$5 million budget increase. Again they looked at each other, talked and said, "Okay, let's do it—but don't bring back any more cards next month."

The planning involved three communities: the two hospitals, the Louisville Medical Center community including other hospitals and medical school faculty, and the greater community of citizens whose support was necessary to effect the program and who would be using the new hospitals. More than 150 professional and hospital-related personnel were involved at various points in the process. Because we essentially lived in Louisville, this direct people involvement for many hours each day reduced the programming and review process from a typical 12-14 months to four months. We were fortunate to find a strong local associate, Nolan & Nolan, Inc., who worked as a part of the team from the early programming stages on.

The result is a hospital that is unique in several ways: the provision of a community interface zone; the organization of the medical service level; and the nursing level diagram. The primary design response in terms of relating to the community is a three-story zone that visually links hospital spaces with outdoor areas both on the street and parking sides. By



visually opening up outpatient and public areas to the community, the design recognizes that the way a hospital on an urban site can reflect preventive as well as the acute aspects of health care is to show normal non-acute activities. Easy visibility through courts that open up the ground level waiting and circulation, the street level waiting, lobbies and cafeteria and the bridge level circulation and gift shops maintain the image as one of openness.

The street and bridge levels design furthers the concept of welcome to the community. The bridge level provides entry from the adjoining parking structure and is connected to the street and ground court levels below by escalators. The three stories work as one in terms of vertical and horizontal circulation. The term "bridge level" is derived from the proposed bridge that will link Norton-Children's with the Jewish Hospital directly across Chestnut Street. Norton-Children's master plan allows for similar bridges to eventually link all the buildings in the medical center.

Each nursing floor, designed for flexibility, contains 144 beds, with sub-units of 8, 10 and 16 private rooms with baths. (There are a few two-bed rooms throughout the facility as required by specific specialties.) This allows the flexibility of organizing patients by medical specialty, by degree of illness or treatment mode, and makes it possible to move patients easily within the horizontal "hospital-on-a-floor." Within each sub-unit, rooms are clus-

tered around a central control area containing charting space, stacked carts for linens, equipment, supplies and medication, and a nourishment and utility center. This eliminates the traditional nursing station. Each floor is administered by two coordinator-nurses and a unit manager whose offices are located in a central communication station.

The Norton-Children's design concentrates a medical service zone as a single three-and-a-half acre level. Rather than separating children and adults by floor, as on the nursing levels, pediatric and adult patients share the same vertical and major horizontal circulation patterns. Traffic is separated by being either free-moving public and outpatient traffic or controlled for inpatients, staff and materials movement. The parallel inpatient and public circulation spines feed into all departments.

There is still a way to go before everything at Norton-Children's is perfect and, because it is a new, flexible building, there really should be no stopping point to change and growth. In many ways, use of the building has already evolved beyond where we thought it might at this point. This evolution may just be the best testament to the project's success.

—James Falick


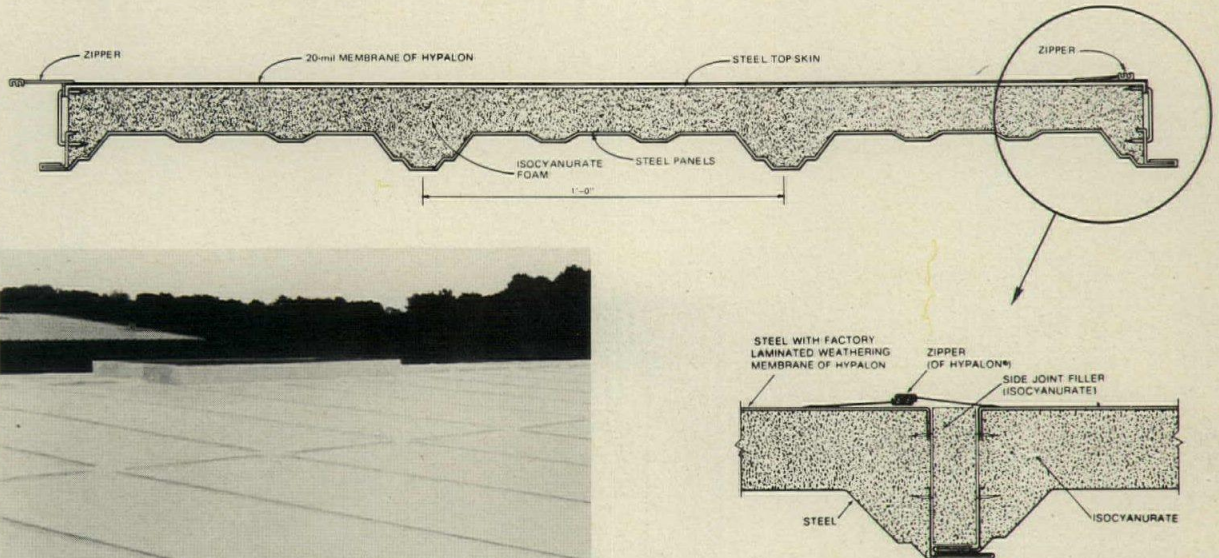
NORTON-CHILDREN'S HOSPITALS, Louisville, Kentucky. Architects: Caudill Rowlett Scott. Associate architects: Nolan and Nolan, Inc. Hospital consultants: A.T. Kearney & Associates. General contractor: Whittenberg Engineering & Construction.

For more information, circle item numbers on Reader Service Inquiry Card, pages 203-204.

Factory-made roofing zips together

The "Parma" roof system which zips together to form a continuous shield, consists of 3-by-20-ft sandwich panels with a core of isocyanurate insulation between sheets of steel; chlorosulfonated polyethylene (*Hypalon*) is heat-laminated to the top steel sheet, forming a weatherproof membrane. Panels are joined by a *Hypalon* double-zipper, with each zipper acting as an expansion joint between top panel surfaces. When used with the normal 20-ft-long panel, the zipper is capable of transferring over 2000 lbs of lateral load and will resist wind uplift (UL Class 60). The system is recommended for flat or slightly pitched roofs. All-weather installation is claimed and experienced crews are said to be able to install between 100 and 300 sq ft per man-hour. ■ Uniroyal Inc., Naugatuck, Conn.


Circle 300 on inquiry card



Floodlight features ballast drawer unit

A drawer containing all electrical components of this floodlight slides into the one-piece cast aluminum housing, and connects to power by a quick disconnect plug. The assembly may be used with 1000-watt metal halide lamps. ■ McGraw-Edison Co., Racine, Wis.

Circle 302 on inquiry card




Bronze tone process developed for stainless steel

Shown are light, medium and dark shades of bronze on stainless steel which may be finished in a range of shades through a controlled oxidation process, causing the color to become an integral part of the surface. The finish is said to resist abrasion,

corrosion, fading or other atmospheric conditions. Architectural components—furniture frames, washroom accessories, etc.—are recommended applications. ■ Allegheny Ludlum Steel Corp., Pittsburgh, Pa.

Circle 301 on inquiry card



Multi-color diazo copier available in two sizes


Suited to black and white printing as well, this ammonia dry process machine can reproduce prints in up to five colors in one pass. Any translucent black and white original with an opaque or semi-opaque image on the

front can be used. Two machines are available for prints up to 26 in., and up to 24 in. in width. ■ Mita Copystar America Inc., Clifton, N.J.

Circle 303 on inquiry card
more products on page 143

Bally belongs

where walk-in refrigeration is a critical requirement



Bally Prefabs are there for faster food at the front counter

Bally Walk-In Coolers and Freezers can be assembled in any size for indoor or outdoor use from standard panels insulated with four inches of foamed-in-place urethane. Choice of stainless steel, galvanized or patterned aluminum. Easy to enlarge . . . easy to relocate. Refrigeration systems from 35°F. cooling to minus 30°F. freezing. Subject to fast depreciation and investment tax credit. (Ask your accountant.) Write for free 28-page book and urethane wall sample. **Bally Case & Cooler, Inc., Bally, Pennsylvania 19503.** Phone: (215) 845-2311. ADDRESS ALL CORRESPONDENCE TO DEPT. AR-2



For more information, circle item numbers on Reader Service inquiry card, pages 203-204.

1975 WASHROOM CATALOG / The 48-page, fully-illustrated publication features lines of washroom equipment, grab bars, shelves, bathroom accessories, soap dispensers, mirrors and cabinets. ■ The Charles Parker Co., Meriden, Conn.

Circle 401 on inquiry card

GLASS WINDOW, DOOR STANDARDS / Standard performance test procedures and application guidelines for "thermalized" windows and sliding glass doors are now available for use by the residential construction industry. Availability of the new standards is said to mark the first time home and apartment owners, builders, architects, manufacturers and government groups (FHA, HUD) will have nationally recognized standards for voluntarily rating thermal performance of these products under various conditions of temperature and humidity throughout the United States. ■ Architectural Aluminum Manufacturers Assn., Chicago, Ill.

Circle 402 on inquiry card

SNOW GUARDS / The catalog has a complete description and specifications of snow guards suitable for slate roofs, corrugated roofs, tile roofs, or metal and composition roofs. ■ David Levow, Inc., South Hackensack, N.J.

Circle 403 on inquiry card

PRE-CONDITIONING AIR / A four-page bulletin gives information on the company's *Twin-Cel* energy conservation systems for pre-conditioning and decontaminating outside air. Among the fringe benefits of using the system is bacteria removal on both intake and exhaust air streams. ■ Kathabar Systems Machinery Div., Midland-Ross Corp., New Brunswick, N.J.

Circle 404 on inquiry card

WEATHERPROOF FURNACE CATALOG / With the introduction of its all new line of gas-fired weatherproof furnaces, the company has issued a 32-page catalog containing complete descriptions of eight sizes ranging from 200,000 to 1,600,000 Btu/hr. Included are condensed specifications, progressive drawings of modules as specified requirements are added with outline dimensions for each, and complete performance tables. Detailed cutaway illustrations point out modular combinations available for these outdoor rooftop or slab installations. ■ Modine Mfg. Co., Racine, Wis.

Circle 405 on inquiry card

1975 CERAMIC TILE CATALOG / The new 20-page catalog is in full-color and shows more than 160 individual tiles and colors, plus nearly 100 pattern and color combination ideas. Floor and wall tile for residential, commercial and institutional use is categorized in an index for reference. Each page, in addition to showing swatches of the tile, also features specifications, characteristics, applications, color, mounting and trim for each tile. ■ United States Ceramic Tile Co., Canton, Ohio.

Circle 406 on inquiry card

FOOD SERVICE CATALOG / The 48-page catalog contains illustrations, specifications and detailed information on pans, utensils, buffetware, mobile cafeteria, mobile buffet, food transport equipment and walk-in cooler/freezers. All items are indexed in the rear of the catalog for immediate reference. ■ The Vollrath Co., Sheboygan, Wis.

Circle 407 on inquiry card

CURTAIN WALLS / A new brochure reviewing the company's line of curtain wall systems has been published. The eight-page, color publication includes specifications, diagrams and other installation details. ■ Amarlite, Architectural Products Div. of Anaconda Aluminum, Atlanta, Ga.

Circle 408 on inquiry card

GYPSON BOARD SPECIFICATIONS / Titled, "Recommended Specifications for the Application and Finishing of Gypsum Board," the 16-page publication contains numerous sketches to illustrate correct procedures and details the proper procedures for the application and finishing of gypsum board, including related items and accessories. Other subjects covered are: foil back gypsum board; external corners and arches; application of gypsum board to receive ceramic or plastic wall tile or plastic finished wall panels by adhesive application; exterior application of gypsum board; electric radiant heating systems for gypsum board ceilings; and finishing of gypsum wallboard. ■ Gypsum Assn., Evanston, Ill.

Circle 409 on inquiry card

LAMINATED STOCK BEAMS / Two pamphlets describing the use of laminated stock beams include one covering Southern pine beams and one featuring Douglas fir beams. Both pamphlets explain advantages of laminated beam construction and present data on stress and dead load values. Load tables show the capacity of such beams in sizes ranging from 3 1/8 by 9 1/2 in. to 5 1/8 by 21 in. for spans up to 60 ft. ■ Koppers Co. Inc., Pittsburgh, Pa.

Circle 410 on inquiry card

FORM LINERS / This new literature provides information on vertical and horizontal forming systems, form liners, portable shelters, and chemicals for concrete building. ■ Symons Corp., Des Plaines, Ill.

Circle 411 on inquiry card

SOUND CONTROL MATERIAL / A two-page data sheet describing a new aluminized Mylar-covered acoustic foam in sheets, rolls and custom curtains for sound absorption is available. The material combines aluminized Mylar with 1 in.-thick high-density urethane foam for direct application to wall surfaces, ducting and pipes for reportedly excellent sound absorption. ■ Singer Partitions, Inc., Chicago, Ill.

Circle 412 on inquiry card

COMMERCIAL DUTY BASEBOARD HEATERS / Vinyl wood-grain electric baseboard heaters are featured in a new bulletin which also contains information on commercial duty painted baseboard heaters. Both are available with matching accessory controls, and in either medium watt density (250 watts/ft) or low watt density (187 watts/ft). Both heaters are NEMA-verified and UL-listed. ■ Emerson Electric Co., St. Louis, Mo.

Circle 413 on inquiry card

ROLLING METAL DOORS / This 1975 catalog presents comprehensive architectural details on a full line of rolling metal doors and fire doors, rolling grilles, rolling shutters and packaged units, rolling fire shutters and sliding grilles. The catalog features the company's new M58A solenoid release for rolling fire doors and shutters. This control is said to provide positive closing when activated by smoke or heat detectors, but is not affected by power lapses or failures. It can be furnished for new or existing installations. ■ Cornell Iron Works, Wilkes-Barre, Pa.

Circle 414 on inquiry card

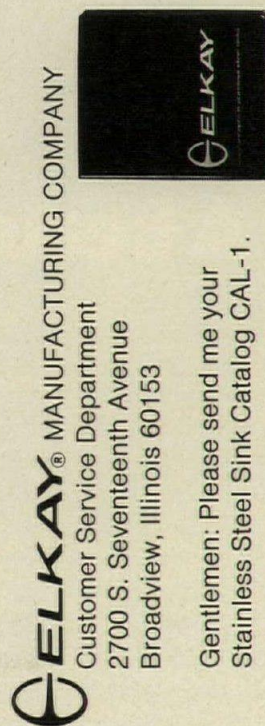
more literature on page 153

Elkay service sinks



Unbeatable durability... rugged stainless steel for lasting good looks in heavy duty janitorial service.

Request Catalog
Catalog CAL-1 covers the complete Elkay line of institutional and residential sinks and fittings. Send coupon.



ELKAY® MANUFACTURING COMPANY

Customer Service Department
2700 S. Seventeenth Avenue
Broadview, Illinois 60153

Gentlemen: Please send me your Stainless Steel Sink Catalog CAL-1.

Name _____

Firm Name _____

Address _____

City _____

State _____

Zip _____

For more data, circle 63 on inquiry card

Olympic machine-staining:




Kirk, Wallace, McKinley & Associates, Architects.

A beautiful way to save money.

Olympic machine-stained wood is the most economical way to achieve a uniformly-applied stain finish while eliminating virtually all job site problems. There are no weather delays; no painting scaffolds to erect. The Olympic Stainer System assures the highest quality control standards because the stain is actually forced into the wood and allowed to dry naturally. This results in maximum stain penetration with remarkable uniformity—a finish that appears to



be as natural as the wood itself. And if the wood shrinks, there is no bare wood exposed. Use Olympic machine-stained wood for new siding, decking, trim and plywood. Choose any Olympic Stain semi-transparent or solid color. For information and the name of the Olympic Machine Stainer nearest you, call your local Olympic Central Warehouse or write:

Olympic Stain. A division of COMERCO, INC. 
Dept. MS, 1148 N.W. Leary Way,
Seattle, WA 98107. (206) 789-1000.

ROUGH-SAWN CEDAR / Deeply textured, it is finished with a glaze coat that brings out the highlights and shadows, emphasizing the rough-grained effect. It is available in 4 by 8 ft by 1/4 in. sections, grooved 8 in. o.c. to show six panels.

According to the manufacturer, it is extremely durable, harder than cedar and resistant to dents and marring. The paneling has a two-tone look, with lighter brown highlights and dark brown "grain shadows." ■ Forest Fiber Products, Inc., Forest Grove, Ore.

Circle 304 on inquiry card

HIGH-ABUSE WALLCOVERING / *Victuf* is a very heavy-gauge, tough and durable wallcovering intended for commercial and industrial areas which are subject to extreme abuse, from scraping and soiling, to downright gouging and tearing blows. Available in four textures, *Victuf* can be ordered in eleven colors. ■ L.E. Carpenter and Co., Wharton, N.J.

Circle 305 on inquiry card

PRINTER/PLOTTER / An electrostatic printer/plotter that has a resolution of 200 dots/in. vertically and horizontally was designed for scientific and engineering applications requiring 0.2 per cent accuracy in plotting graphics. For printing applications, the 5200 generates 132 characters per line with fixed character spacing on 11-in. wide paper. Both Helvetica Medium and Times Roman type fonts are available as standard. The 5200 prints alphanumeric data at 650 lines/min. and plots graphic material at 1.65 in./sec. ■ Gould Inc., Newton, Mass.

Circle 306 on inquiry card

ACRYLIC BATHTUB / Available in white, beige, blue and gold, the unit is 60-by-30-in. and weighs 70 lbs. One-piece construction is said to resist impact, damage, stain and abrasion. The unit's construction is a formed acrylic surface, cast in one piece, backed with reinforced fiberglass and strengthened with a solid base bonded to sump and apron. ■ Powers Regulator Co., Skokie, Ill.

Circle 307 on inquiry card

CERAMIC TILE COLORS / Five new colors in textured surface *Tuscany* ceramic tile have been introduced: white on white, Juniper, Sapphire, Malt and Honey. Color coordinated grouts are available. Made in a 4 1/4-by-4 1/2-in. square, 5-in. hexagon, 5 1/2-in. valencia and 1 3/8-in. squares, *Tuscany* is suitable for interior residential wall and floor use and commercial wall use. ■ American Olean Tile Co., Lansdale, Pa.

Circle 308 on inquiry card

PRE-ASSEMBLED SCISSORS STAIRS / This stair system is designed for buildings in which the architect has a minimum amount of space for stairways, the crisscross pattern of the scissors taking up less space than other stairs, according to the company. The system is geared for most types of construction, including pre-cast concrete, poured concrete, and steel-frame buildings, and the stairway is built to local and Federal fire code requirements. It can be purchased with or without floor landings. Units are made of lightweight steel. ■ Derrico Inc., Melrose Park, Ill.

Circle 309 on inquiry card

HEAVY DUTY UNIT HEATER / This line of heavy-duty industrial vertical down-blow electric unit heaters is available from 10 through 50 kw, and 208 to 600 volts. A unique feature of the 1600 series is the "save-a-watt cycle."

It automatically turns on the fan when ceiling temperatures in high bay areas reach a predetermined point. The hot stratified air is blown down into work areas, reducing ceiling temperatures, heat losses, and cost of operation. Accessory mounting brackets and a complete line of accessory diffusers are available. ■ Markel Electric Products, Inc., Buffalo, N.Y.

Circle 310 on inquiry card
More products on page 145



"It is amazing the time that can be saved"

Mr. Joe Blanton, President, Publix Super Markets, Inc.

Prestressed concrete was the time-saver. Publix' new 230,000 square foot warehouse in Jacksonville, Florida, was originally planned to be a steel frame and concrete block structure. But they switched to stressed concrete because space was needed quickly. The property was purchased in July, 1973 and by April, 1974, goods were being stacked on brand new shelves. Mr. Blanton had some other nice things to

say about prestress . . . "We saved on labor costs. And, a big saving in maintenance because we will not have to paint or stucco the building." Yes, "time is money"; and, Publix new paper recycling plant at Lakeland . . . their warehouse expansion in Miami, both will use prestressed concrete. Prestressed concrete — rustproof, pestproof, erosion proof and an excellent fire-rating.



Florida Wire and Cable Company

P. O. Box 6835, Jacksonville, Florida 32205

MEMBER: PRESTRESSED CONCRETE INSTITUTE

For more data, circle 65 on inquiry card

FUEL BILLS REDUCED ONE THIRD WITH ENERGY-SAVING PANELS



BEFORE



AFTER

PORCELAIN-ON-STEEL PANELS USED TO REPLACE UNNECESSARY GLASS AREAS

Plants in Alliance, Ohio;
Okmulgee, Okla.;
Genk, Belgium;
Odense, Denmark.


Savings of 8¢ per square foot of classroom space are commonplace when old, drafty windows are supplanted with new type aluminum or wood replacement windows and AllianceWall porcelain-on-steel panels. In the process unnecessary glass areas are eliminated and more fuel is conserved.

AllianceWall porcelain-on-steel insulated panels are four times as effective as insulated glass in retaining heat and saving fuel. Energy-saving, AllianceWall panels can be used with any aluminum or wooden replacement window system. For complete information, write

AllianceWall[®]
Corporation
Wyncote, Pa. 19095

For more data, circle 66 on inquiry card

BLUE DENIM LAMINATE / "Blue Denim," a high-pressure plastic laminate with the look and feel of its cloth namesake, is achieved through a special "fabric-like" dimensional finish which retains the benefits of a durable high-pressure plastic laminate. It meets or exceeds all NEMA standards. Applications include cabinets, furniture, accent panels, fixtures and casegoods. ■ Exxon Chemical Co. U.S.A., Odenton, Md.




Circle 311 on inquiry card

WOOD, CHROME CHAIRS / Designed by Afra and Tobia Scarpa, all seating is composed of two separate parts—a shell either gel-coated or leather covered, and wood or chrome frames. The shells, stamped in polyester with glass fibers have a high mechanical resistance, a glossy finish and a good chromatic stability. The ashwood carrying structures, available in natural or ebony finish, are said to have extreme elasticity, hardness and durability. The flattened squares and rectangular forms of these carrying structures are bolted to the shells with flush screw details. The chrome carrying structures are highly polished steel curves; arms and base are formed from one bent tube. ■ Atelier International Ltd., New York City.




Circle 312 on inquiry card

BERBER YARNS / The company has announced introduction of a new berber yarn program for the carpet industry featuring 10 contemporary wool tone colorations. The man-made acrylic berber line will be of prime, consistent quality, has ready and predictable availability, and is non-allergenic, and not susceptible to damage from moths, mildew and other factors. ■ Dow Badische Co., Williamsburg, Va.



Circle 313 on inquiry card




HAND-CRAFTED CERAMIC TILES / Ceramic tiles from South Africa are offered to American architects and designers in a variety of rectangular shapes and sizes with a weather-resistant high-fired transparent glaze over natural clay. Each piece is hand crafted. Inasmuch as they are produced under controlled factory conditions to maintain consistent standards, they are of uniform quality. The tiles are suited for decorative wall treatments for residential and commercial interiors and exterior applications. ■ Collectors' Showroom, Chicago, Ill.

*Circle 314 on inquiry card
More products on page 147*

T-100

JG Furniture Company Inc. 121 Park Avenue
Quakertown, Pa. 18951

Auditorium seat designed by Dave Woods. Installed at the Community Blood Council Of Greater New York, New York City. Interior designers: Sanford Hanauer Associates



JG

The Caradco Sculptured Door



Elegance you can afford

The deep-carved shadow panels are fashioned from one piece, wood-grained molded faces that won't split, check, shrink or show paint lines; the proven design that even gives unfurnished rooms a furnished look. The factory prime

coat lets you match final finish to any taste, any decor.

Beauty isn't all you get! Your cost for this truly versatile Caradco sculptured door is about midway between a flush and panel door! Yet, you get the features they don't

have. You add the lasting impression of Caradco elegance to your homes. Call your Caradco distributor for both passage and bi-fold door styles. Main plant: Dubuque, Iowa 52001/Hainesport Assembly Plant, Hainesport, N.J. 08036.

Caradco Window and Door Division

Scovill


TITANALLOY[®] "A"

The happy design alternative

Titanaloy "A" does so many things so well. Better than other materials, in fact. Titanaloy "A" weathers gracefully, taking on a rich, warm gray patina over the years. It's only half the price of copper, and weighs a lot less. Unlike galvanized steel, it requires no painting (although if you want to paint it you can). And unlike aluminum, there's a fierce resistance to the ravages of coastal climates and industrial atmospheres. Titanaloy "A" will not bleed or stain. For roofing, siding, and flashing, Titanaloy "A" is the happy design alternative. We'll be glad to send you some literature.




MATHIESEN & HEGELER
PO Box 463
LaSalle
Illinois
61301



For more data, circle 69 on inquiry card

ENERGY-SAVING LIGHTING




A new line of lighting fixtures can, according to the company, reduce energy consumption, increase luminaire efficiency, and lower operating costs in schools, office buildings, stores and other commercial structures.

The 2-by-4 ft, four-lamp, recessed fixtures are made for use with the company's 40-watt *Econ-O-Watt* lamps, rated at 34 watts to reduce power requirements. The combination of *ECM* recessed fixtures and these fluorescent lamps consumes approximately 11 per cent fewer watts while maintaining more than 98 per cent of the footcandles provided by standard 40-watt lamps and luminaires, according to the company. ■ Westinghouse Electric Corp., Vicksburg, Miss.

Circle 315 on inquiry card

LIFE SAFETY SPEAKER




This flush-mounted speaker, compatible with recessed lighting, is available for life safety and fire alarm signaling systems as part of the company's temperature-rated "Voice Control" speaker line. Recessed into ceilings or walls with torsion-spring mounting and no visible

hardware, the new model *AP-15D-TU* speaker is a UL-listed audible signal, high-efficiency speaker, designed and constructed to meet current National Fire Protection Association specifications. ■ Atlas Sound, Parsippany, N.J.

Circle 316 on inquiry card


TV PROJECTOR



The model *270A* high resolution, high brightness, large screen monochrome television projector is for use wherever a large screen video presentation is required. It can also be used

as a large audience computer display and is said to offer ease of set-up, simple operation and easy maintenance. ■ Projection Systems, Inc., Passaic, N.J.

Circle 317 on inquiry card

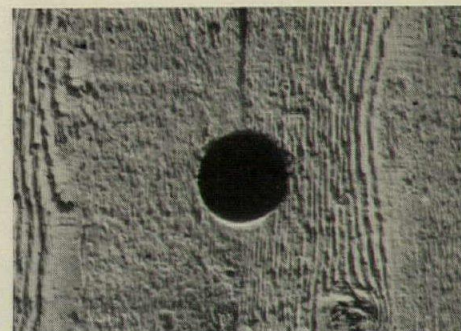


ACOUSTIC WOOD PANELING / At a sound frequency of 175-700, approximately 80 per cent of the sound is absorbed, according to the company. *Trysil's* acoustical properties are provided by numerous circular chambers built into each wood panel to absorb the sound. In addition, *Trysil* is available with a flame-spread rating index of 40. Available in 15 wood veneers including Teak, Walnut, Rosewood, and others, its applications include music rooms, hi-fi equipment, stores, school music departments, residences, offices, etc. ■ Bangkok Industries, Philadelphia, Pa.

Circle 318 on inquiry card
More products on page 149


DON'T BE AFRAID TO SPECIFY THE UNGLAMOROUS

When it comes to designing in concrete for poured-in-place or precast construction, those unglamorous Dayton Sure-Grip accessories can help assure you a job you'll be proud of.



For example . . . specify the type of form tie you know will do the job best. Select a Sure-Grip tie with or without cones depending on whether or not you want to use the exposed tie holes in your design.

Using a textured surface? Sure-Grip's new *Slim Jim Tie* is great for form liners. It prevents grout leakage. There's no metal left in the wall to rust or stain. And the small hole is a snap to patch.



Another way to assure yourself of no rust stains is to specify Sure-Grip stainless steel ties and rebar supports.

These are only a few of the many bits of useful information contained in our latest literature on Dayton Sure-Grip accessories for architectural concrete. Check the reader service card for your free copy. If you'd like the facts on iron and aluminum seat brackets, check our catalog in Sweets Architectural File for 1975, index 11.17 Da. You'll find it pays to specify the unglamorous, too.

THE DAYTON SURE-GRIP & SHORE COMPANY



721 Richard Street
Miamisburg, Ohio 45342
(513) 866-0711

50th YEAR

Branch offices and factories in Birmingham, Ala., Hialeah Gardens, Fla., Folcroft, Pa., Torrance, Calif.

For more data, circle 70 on inquiry card

The Anyplace Fireplace[™] Idea

This bright new concept brings fresh excitement to your greatest single attraction! Because Heatilator[®] fireplaces go wherever you say. And come in a wide variety of styles to match any decor. So there's no limit to how innovative you can be.

Imagine the impact of a Heatilator fireplace in the master bedroom. Or the kitchen or dining room. Think of the promotional possibilities of the 2 or 3 fireplace family! All within easy reach, because pre-crafting keeps the price low.



Get with the *Anyplace Fireplace* idea and let your imagination go. Heatilator brand factory-built fireplaces can be installed anywhere, even on a wood floor against combustible walls. No masonry required. Available in any look you want, marble, real brick, wood paneling, even paint, paper or stone. Specify from many attractive builders packages, including woodburning, gas and electric models—built-in, wall-hung and freestanding. Including *The Compatibles[™]*, new freestand-

ing models in House & Garden colors.

Like some expert help in fireplace planning? Just call your Heatilator fireplace man. He's on your side. Call toll-free 800-553-8905*. Or write: Heatilator Fireplace, A Division of Vega Industries, Inc., 1923 W. Saunders St., Mt. Pleasant, Iowa 52641. (Also available in Canada.)

See Catalog in Sweet's Architectural, Light Construction, and Interior Design Files.

heatilator[®]
AMERICA'S LEADING FIREPLACE SYSTEMS



*Iowa residents call collect (319) 385-8880

SAVE ENERGY

Fact: Metal lath/steel stud curtainwalls can offer dramatic reductions in heating-cooling energy consumption and operating costs.

The U-value for the lath/stud wall is .079 . . . As compared to .321 for a conventional masonry wall . . . Or .55 for double-plate glass . . . Or .741 for precast concrete.

On an average summer day with temperatures in the mid-80s, the heat gain through one square foot of the lath/stud wall will be 1 Btu an hour. Heat gain through a conventional masonry wall would be about 4 Btus an hour. Through a double-plate glass wall—7 Btus. And through a precast concrete wall—10 Btus.

In other words, the metal lath/steel stud wall is about 400% more efficient in reducing heat gain than the masonry wall. Roughly 700% more efficient than the glass wall. And over 900% more efficient than precast concrete.

More facts: Installed costs for metal lath/steel stud curtainwalls are about 50 percent less than comparable masonry or concrete installations. They are also easy to estimate . . . Go up fast . . . Weigh only about 20 pounds per square foot . . . And allow for shapes impossible with other materials.

The proof? These facts are borne out in existing projects—in all parts of the country.

Write for our complete Technical Information File. It's quite a story.



Metal Lath/
Steel Framing Association
221 North LaSalle Street
Chicago, Illinois 60601

For more data, circle 72 on inquiry card

◆ For more data, circle 71 on inquiry card


TENNIS COURT SURFACING / "Cushion Kote" is



an acrylic-based material filled with particles of elastomer and polymer resins engineered especially for tennis courts to compress and then spring back with just enough resiliency to reduce player fatigue significantly while leaving virtually unaffected ball bounce and other playing qualities. Accelerated aging tests show extremely good aging characteristics, and the coating is easily applied with equally good results to either asphalt or concrete surfaces. ■ Allied Chemical Corp., Cheshire, Conn.

Circle 319 on inquiry card

HOSPITAL GROUND FAULT ISOLATION / A device which isolates hospital patients from the hazards of faulty electrical ground, detects improper grounding in a hospital bed, shuts off power and alerts the nursing staff to pull the wall plug before calling the engineering department. Called the Automatic Ground Monitor, this device will be offered as an option on the company's FRED hospital bed. ■ InterRoyal Corp., New York City.



pull the wall plug before calling the engineering department. Called the *Automatic Ground Monitor*, this device will be offered as an option on the company's *FRED* hospital bed. ■ InterRoyal Corp., New York City.


Circle 320 on inquiry card

FLEXIBLE DUCT / A 3½-ft length of flexible duct with built-in connectors has a clamp on one end with an adjustable universal end on the other side. By design, the product is said to significantly reduce installation time and assures air-tight fittings on both ends. The duct has a double-wrap insulation of two ¼-in. layers of fiberglass assuring thermal efficiency. Available in diameters of 4 through 20 in., the duct is designed for low-pressure applications. ■ General Environment Corp., Glendale, Cal.



assures air-tight fittings on both ends. The duct has a double-wrap insulation of two ¼-in. layers of fiberglass assuring thermal efficiency. Available in diameters of 4 through 20 in., the duct is designed for low-pressure applications. ■ General Environment Corp., Glendale, Cal.

Circle 321 on inquiry card



CERAMIC TILE PATTERNS / Five new patterns (four are shown) are available in a 12-by-12-in. cushion edge tile and are offered in brown. The tile, which is suitable for use in interior and exterior floors in all types of residential and commercial applications, is available with an abrasive grain additive fired into the surface for wear resistance and increased coefficient of friction. The cushioned edge of the tile permits slight size differences in the tile to heighten the handcrafted appearance while maintaining dimensional stability. ■ Interpace, Los Angeles, Cal.

Circle 322 on inquiry card
More products on page 151

Man-made energy is in short supply, and it's getting more expensive every day. But plentiful, cost free sunlight is another story altogether.

Durable, acrylic Naturalite skylights allow that sun to shine right in, providing plenty of light for people on the go and greenery on the grow. Naturalite skylights are flexible, and come in a variety of colors and styles. And because they're high impact and shatter resistant, they also provide an important measure of safety.

Get the complete Naturalite story by asking for our free brochure, "The Sky's The Limit."

The offer is unlimited. Just like the sunshine.

Power Plant.

Yours Free, from NATURALITE®

A little sunshine sounds good. Send the brochure. R-2

NATURALITE® INC.

Skylights that save energy . . . naturally.
Box 28636/Dallas, Texas 75228/214 278-1354.

Now in our Thirtieth Year

Manufacturers of Plastic Dome Skylights • Fire Vents
• Custom Dome Enclosures


NAME _____

FIRM _____

ADDRESS _____


CITY _____ STATE _____ ZIP _____

For more data, circle 73 on inquiry card



Colorstyle doors complement the beauty and charm of San Francisco

Style and beauty plus ruggedness make Ceco steel doors attractive to architects in San Francisco and throughout the country. Ceco doors meet every functional need. Use them as a "package" to accent your design. Ceco doors and frames are prepared for simple erection in minutes. And both are prepared for quick and solid attachment of hardware. Ceco doors and frames are tough and stable — won't warp, swell, shrink or rot. You gain the advantages of durability and trouble-free performance. Our Colorstyle doors have factory-baked quality finishes, kept fresh in poly bags. See Sweet's, or consult your local Ceco office.




CECO steel doors

The Ceco Corporation
5601 West 26th Street • Chicago, Ill. 60650

"The door people"

For more data, circle 74 on inquiry card



When you start to plan, coordinate, or install medical service walls and piping systems... start with Ohio.[®]

If you're planning hospital construction or renovation, call on Ohio's exclusive full service planning department. For information and assistance on the most comprehensive medical gases, vacuum piping and Multi-Wall[®] modular medical service systems in the industry.

Our specialists will assist architects and engineers in planning the most efficient systems for your specific project.

Our design staff reviews over 800 hospital projects each year. This keeps us current on all aspects of hospital planning and design. And our 60 years of experience enables us to recommend the right medical life support system to meet your needs.

Look to Ohio for help in developing a coordinated, compatible system which offers maximum efficiency for the hospital staff.

Call your nearest Ohio representative. Or write for a packet of literature.

Ohio Medical Products

P.O. Box 1319 Dept. AR
3030 Airco Drive
Madison, Wisconsin



For more data, circle 75 on inquiry card

DUAL-FUEL WATER HEATER / A 40-gal residential



water heater that operates efficiently with fuel oil or electricity at the flick of a switch, features a 60-gal per hour recovery rate with oil firing and an 18-gal per hour recovery rate as an electric water heater. Oil and electric heating systems are completely independent and can be operated separately or together. Each system is protected by its own safety control to prevent overheating. ■ Glass-Lined Water Heater Co., Cleveland, Ohio.

Circle 323 on inquiry card


CLOSETS-INTO-SAUNAS / A special door that turns



almost any small room into a sauna, the "Solo Door" has everything necessary for a sauna: heater, controls, ventilation, a window and light. It hangs on existing door hinges and runs on household current. ■ Viking Sauna Co., San Jose, Calif.


Circle 324 on inquiry card

FLOOR, WALL SMOKERS / Designed by Enzo Mari,




the standing floor smoker has a base of ABS plastic in black or white. The non-flammable Melamine container features a pivoting cast aluminum cigarette receiver. The unit stands 26 in. high and is 10 in. in diameter. The inset shows a wall unit of the same construction with these dimensions: 5½ in. diameter and 6 in. high. ■ Hank Loewenstein, Inc., Fort Lauderdale, Fla.

Circle 325 on inquiry card



ONE-PIECE BATH / A one-piece acrylic bathing module is available in white, beige, blue, gold, and avocado. It has a slip-resistant floor with a resilience that provides cushioning against injury from falls. Available as a shower or tub unit, with or without glass doors, the "Fiat" line is constructed of acrylic reinforced with a flame retardant fiberglass and polyester resin backing. Drain openings adapt to standard drains. ■ Powers Regulator Co., Skokie, Ill.

Circle 326 on inquiry card



SPECIFY THE ONLY UNIVERSAL SAUNA: VIKING.

Viking introduces the first universal pre-built sauna: the Universal Room. For flexibility, economy and reliability, there's no other sauna like it.

The Universal Room can be put together in a variety of room arrangements and sizes. It's redwood inside, for durable beauty. Outside, it's good-looking simulated walnut. It operates on standard currents, and can be assembled easily anywhere.

To order the Universal Sauna, just send us plans for the space available. We'll send the Universal Room package, including wall, floor and ceiling panels, door, heater, benches, light, controls and carpet.

The new Viking Universal Sauna. We call it Universal because it has everything. For full details, just send us the coupon.

Viking & Sauna[®]

©V.S.CO., 1975

Please send literature on Universal Room.

Name _____

Firm _____

Address _____

City _____

State _____ Zip _____

AR-2-75, P.O. Box 6298, 909 Park Avenue
San Jose, CA 95150

Distributor inquiries invited

For more data, circle 76 on inquiry card

A TOTAL ENVIRONMENTAL PACKAGE...PLUS



Anaheim Memorial Hospital, Anaheim, California. Dan Rowland & Assoc. — Archs., Model Glass Co. — Glazier, Product: Tempered Monolithic Chrome Reflective

PLUS...REFLECTIVE DESIGN COLORS—in chrome, bronze, grey and gold. Subtle, subdued colors complement and match the surrounding building materials. LEADERS in the industry.

PLUS...GLASS-LIKE APPEARANCE—without harsh, off-color, or mirror-like reflections.

PLUS...HIGH PERFORMANCES—with outstanding solar control, occupational comfort and lower operating costs. Shading coefficients down to .11 and U factors down to .30.

PLUS...COMPLETE VERSATILITY—insulating, laminated and monolithic to provide thermal control, security and safety.

PLUS...CONVENIENCE—a total glass package for the architect, owner and glazier.


Look for us in Sweet's, section 8.26/Sh. Contact us for your Local Environmental Glass Products representative...313 • 582-6200.



Environmental Glass Products

ARCHITECTURAL DIVISION OF *Shatterproof* GLASS CORPORATION

4815 CABOT AVENUE • DETROIT, MICHIGAN 48210 U.S.A.



INTERIOR SPACES DESIGNED BY ARCHITECTS

An Architectural Record Book
Edited by Barclay F. Gordon,
Associate Editor, Architectural Record

Here in one volume are some of the best examples of architectural interiors, reflecting the increased interest in the architectural profession for this expanding area of practice.

Taken together, the numerous illustrations and detailed descriptions constitute a visual and analytical definition of interior architectural design, 1968-1973.

Designing for today and tomorrow as well is the theme, and the articles abound in fresh, striking, imaginative, and innovative ideas for both new construction and renovations.

256 pages ■ 9" x 12" ■ 800 illustrations

Mail Coupon Below for 10-Day
Free Examination



ARCHITECTURAL RECORD
1221 Avenue of the Americas,
New York, N.Y. 10020

Please send me *Interior Spaces Designed by Architects* (002220-8) for 10 days' free examination. At the end of that time I will remit \$22.50, plus local tax, postage, and handling, or return the volume without obligation. *This offer good only in the U.S. and subject to acceptance by McGraw-Hill.*

Print Name _____

Street Address _____

City _____

State _____ Zip _____

PAY NOW AND SAVE MONEY!

Remit in full with this order, plus local tax, and McGraw-Hill pays all postage and handling costs. Return book in 10 days for full refund if not completely satisfied. 23-K130-4000-3

ENVIRONMENTAL ENCLOSURES / An 8-page, illustrated catalog covers a complete line of environmental enclosures for X-ray, nuclear, radio frequency, audio and sound shielding. Developed for use by hospitals, universities, nuclear and other research facilities, industry, government, and the construction field, these enclosures include both standard and custom designed shielding and accessories, produced with a variety of materials to meet specific user needs. Test data, performance data and references to other product publications are also included in the new catalog. ■ Keene Corp., Ray Proof Div., Norwalk, Conn.

Circle 415 on inquiry card

CURTAIN WALL FIRE TEST / A bulletin summarizing four major fire tests on exterior curtain wall assemblies covers two load-bearing exterior wall assemblies, and two non-load bearing wall assemblies. Each assembly is briefly described and construction details illustrated; all of the assemblies are two-hour rated. ■ Metal Lath/Steel Framing Assn., Chicago.

Circle 416 on inquiry card

FIRE VENTS / The company has announced that its 1975 catalog, now available, gives details, sizes and specifications for horizontal doors, roof scuttles, automatic fire vents, floor and pit doors, ceiling access doors and basement doors. ■ The Bilco Co., New Haven, Conn.

Circle 417 on inquiry card

ENERGY-CONSCIOUS ELEVATOR CONTROL / A four-page brochure details the operating advantages of a solid-state drive for geared elevators operating at speed ranges from 150 to 400 feet per minute; a reduction in energy requirements from 10 to 35 per cent compared to motor-generator systems is claimed. Other performance, economic, installation and safety features are also described. ■ Armor Elevator Co. Inc., Louisville, Ky.

Circle 418 on inquiry card

CONTRACT CARPET / The newest edition of the company's main catalog and the "Contract-Carpet Information Manual" are now available. The 32-page catalog shows the products in use as well as color samples of each quality. Complete architects' specifications are given by product line and a special section in the back offers general information and guidelines. The "Contract Carpet Information Manual" contains 106 pages of general facts about contract carpet. Government requirements, cleaning tips, a glossary of textile terms and installation particulars are included; also a large section on technical information. ■ Wellco Carpet Corp., Calhoun, Ga.

Circle 419 on inquiry card

1975 CERAMIC TILE CATALOG / A 36-page brochure introduces 11 new tile colors and sculptured tile; also shown are residential, institutional, swimming pool and commercial applications of quarry, ceramic mosaic and glazed tile. Trim pieces and bathroom accessories are included, along with architectural specifications for all products. ■ American Olean Tile Co., Lansdale, Pa.

Circle 420 on inquiry card

OUTSIDE STORM LOUVER CATALOG / A 28-page catalog covers a line of extruded aluminum and formed metal outside storm louvers and accessories available in stationary and adjustable models for intake or exhaust applications. The catalog includes a quick selection guide, specification drawings, accessory and installation details and engineering performance data. ■ Lear Siegler, Inc., Tucson, Ariz.

Circle 421 on inquiry card



Stop noise from leaping over sound-rated walls with ACOUSTILEAD®

Even sound-rated walls won't keep an office quiet unless you plug the leak in the plenum barrier—the space between a hung ceiling and the slab above. All it takes is a curtain of Acoustilead— $\frac{1}{8}$ " thick sheet lead.

Nothing else stifles noise so effectively with so little weight or thickness. Acoustilead doesn't just strain noise like porous materials. It stops noise effectively because it's limp and dense.

Acoustilead is easy to install. Cuts with scissors or knife. Crimps around ducts and vents for an airtight seal.

For our how-to booklet on plenum barriers, or the name of an Acoustilead distributor near you, write Sound Attenuation Department, Asarco, 120 Broadway, New York, New York 10005.

75 Years of Progress in Metals

ASARCO⁷⁵

American Smelting and Refining Company
FEDERATED METALS DIVISION

For more data, circle 79 on inquiry card


APPROVED BY COMMITTEE!



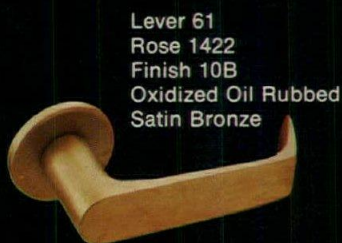
A.I.A. HEADQUARTERS BUILDING,
Washington, D.C. – The Architects Collaborative

Lever handle mortise locks manufactured by the General Lock Company were selected and approved for installation on the prestigious A.I.A. Headquarters Building in Washington, D.C.

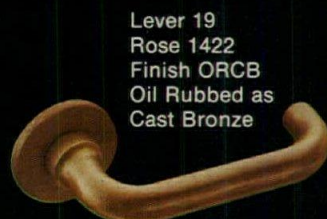
Economy, mechanical reliability and long life are integrated with simple straight forward knob and lever designs. Secure your best designs with General and you'll be in good company.



Lever 44
Escutcheon 712
Finish 26D
Satin Chromium



Lever 61
Rose 1422
Finish 10B
Oxidized Oil Rubbed
Satin Bronze



Lever 19
Rose 1422
Finish ORCB
Oil Rubbed as
Cast Bronze



Knob 22
Rose 1422
Finish 26D
Satin Chromium



Knob 42
Rose 1422
Finish ORCB
Oil Rubbed as
Cast Bronze



general lock company

244 West Sheffield, Pontiac, Michigan 48055, (313) 338-7193

A Division of and Marketed by Schlage Lock Company

For more data, circle 80 on inquiry card

INTRODUCING NOMAR—THE SIGNAGE THAT RESISTS EVERYTHING BUT GOOD VISIBILITY



Wind, weather, vandalism, chemicals, solvents, ultra-violet rays —NOMAR fiber reinforced polyester resists damage as no other signage material can.


Reason is that we embed the images into the subsurface of the fiber and plastic where the villains can't get at them. And for crisp visibility and color clarity, we match the light refraction index of the fiberglass mat to that of the polyester resin.

Highly versatile With NOMAR, virtually any image in any printable color can be reproduced from camera-ready art—logos, symbols, maps, photos, supergraphics, etc. Silk screening is the ideal reproduction process, although many other graphic processes may be used.

For interiors or exteriors NOMAR signs can be projected from walls or ceilings with simple hardware. Or surface mounted with tape or adhesives. In post and panel assemblies or in monolithic structures, they are extremely durable, attractive and architecturally compatible. NOMAR signage may be opaque or translucent to permit internal illumination. Maximum dimensions of a standard single sheet are 12 feet by 4 feet. Thicknesses range from 1/32-inch to 1/4-inch.

Matthews. For total identification systems—from design through installation. Write for our comprehensive catalog. Jas. H. Matthews & Co., 1315 West Liberty Avenue, Pittsburgh, Pa. 15226.

For more data, circle 81 on inquiry card



GUTH HAS JUST RE-INVENTED OUTDOOR AREA LIGHTING

... to more uniformly illuminate a *larger* area per fixture than conventional systems, *and do it with up to 18% less input wattage!*


Guth's new "Dual" Area Light is a breakthrough in lighting efficiency.

It is a totally new concept that combines two separate optical systems and two H.I.D. lamps in a single housing. One is designed specifically to "throw" light, the other to "spread" light.

The "Dual" offers double savings. Less power per fixture, and fewer fixtures. Plus better lighting, with less clutter.

The two optical systems are also available separately in single-task luminaires with identical styling for specialized lighting requirements.

For complete information, write Guth Lighting, P.O. Box 7079, St. Louis, Missouri 63177, or call (314) 533-3200.



GUTH LIGHTING




For more data, circle 82 on inquiry card

SOLA BASIC DIVISIONS: ANCHOR ELECTRIC • BISHOP ELECTRIC • DIELECTRIC COMMUNICATIONS
DOWZER ELECTRIC • GUTH LIGHTING • HEVI-DUTY ELECTRIC • LINDBERG
NELSON ELECTRIC • SIERRA ELECTRIC • SOLA ELECTRIC • TEMPRESS
TOMIC ELECTRIC • WARREN G-V COMMUNICATIONS

HIGH, WHITE AND HANDSOME

The tallest in
Wisconsin, coated
with DURACRON[®]
White from PPG



FIRST WISCONSIN CENTER, Milwaukee, Wisconsin. **Developer:** First Wisconsin Development Corporation, Milwaukee, Wisconsin. **Architects & Engineers:** Skidmore, Owings & Merrill, Chicago, Illinois; Fitzhugh Scott Architects/Planners, Inc., Milwaukee, Wisconsin. **Consulting Engineers:** Cosentini Associates, Chicago, Illinois. **Extrusion Coater, Fabricator and Erector:** Cupples Product Division, H. H. Robertson Corporation.

3A2

The new First Wisconsin Center was planned to be the tallest building in Wisconsin (42 stories). So its developers and architects wanted it to look dramatic, rising clean and bright against the Milwaukee skyline and Lake Michigan's waters.

They specified DURACRON Super 800 white coating from PPG for all the column covers, mullions and spandrels.

The result is a sparkling white tower with beauty that will last for years and

years. That's because DURACRON Super 800 extrusion coatings are silicone-fortified acrylic coatings with outstanding durability and color integrity.

For bright new extrusion coatings that last for years, look to PPG. Check Sweet's Architectural or Industrial/Construction Files 9.10/PPG. Or contact the Market Manager, Extrusion Coatings, PPG INDUSTRIES, Inc., Dept. 16W, One Gateway Center, Pittsburgh, Pa. 15222.

PPG: a Concern for the Future[®]

Extrusion
Coatings 
INDUSTRIES

For more data, circle 83 on inquiry card

Granite is one of the few building materials that's equally good with clouds and crowds.

Polished granite has a number of characteristics which make it right for jobs like the Maplewood Mall. On the outside, the rich, natural beauty of the granite takes on a new dimension as it reflects the additional beauty that surrounds it. At the same time, however, it provides an exterior wall surface that resists the corrosive effects of weather as almost no other building material can. It requires virtually no maintenance. And its natural beauty will not fade or deteriorate.

Inside, the granite blends beautifully with its surroundings. And yet remains almost totally untouched by the wear and tear that is commonly associated with high traffic areas.

Is there a good place for granite in your plans? Talk to our Customer Service Department about that. Tell them what you want to do. And they'll tell you, step by step, how it can be done.

Refer to Sweet's Catalog No. 4.1/Co. Call us at (612) 685-3621. Or write to Cold Spring Granite Company, Cold Spring, Minnesota 56320.

subsidiaries:

*Lake Placid Granite Company
Jay, New York*

*Texas Granite Corporation
Marble Falls, Texas*

*Raymond Granite Company
Raymond, California*

*Cold Spring Granite (Canada) Ltd.
Lac Du Bonnet, Manitoba*




over 20 producing quarries

Powers Department Store

Maplewood Mall Shopping Center
Maplewood, Minnesota


Architect: Ralph B. Shimer, AIA Architect

Contractor: Bor-Son Construction Inc.




COLD SPRING GRANITE COMPANY / COLD SPRING, MINN.

For more data, circle 84 on inquiry card



If It's Worth Warehousing, The Building Deserves A Raynor Door

Because Raynor offers so many options and choices, you can virtually customize the door you need for the warehouse you're planning. You can order doors in wood or steel or aluminum or fiberglass, each with custom wound springs and custom hardware that exactly fits the characteristics for a specific warehouse opening. Raynor makes a full range of sizes, from the smallest toolshed to doors for aircraft and locomotives. Each has the same careful attention



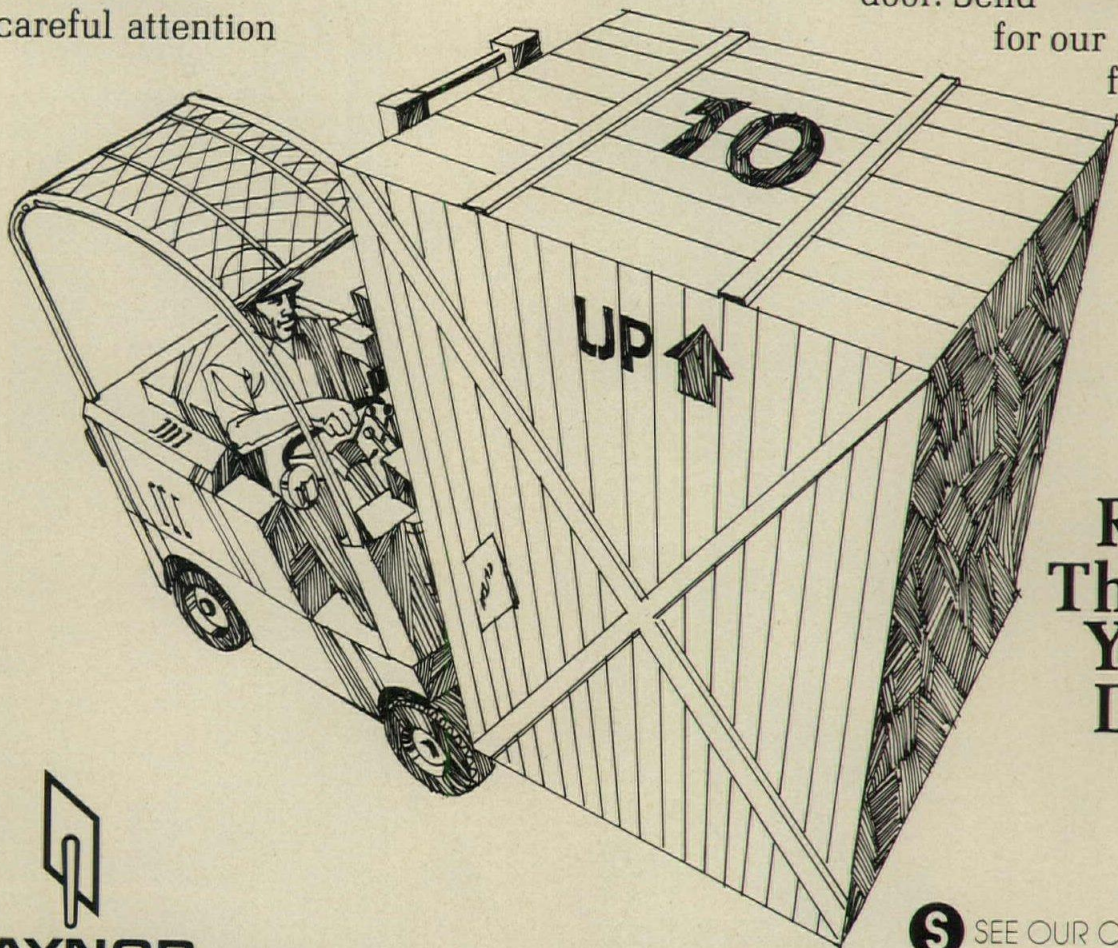

to detail and quality that is characteristic of every Raynor garage door. Why on earth does Raynor go to all the extra trouble in making doors? So you won't have trouble later. If it's worth ware-

housing—or manufacturing or plain protecting—the building deserves a

Raynor door. Send

for our

free catalog.



**Raynor
The Brand
You Can
Depend
On**



RAYNOR
The Brand You Can Depend On


RAYNOR MANUFACTURING COMPANY, DEPT. AR-2, DIXON, ILLINOIS 61021

S SEE OUR CATALOG IN SWEET'S

For more data, circle 85 on inquiry card

Medical Service Fittings...to Meet the Test of Time

the  way



Designed and crafted to meet the test of time, T & S Medical Faucets and Fittings are considered the Proven Line wherever aesthetics, safety, ease of use, quality construction, and little or no maintenance are required. Used in major Hospitals, Medical Laboratories, Nursing Homes, and Research Centers throughout the nation, T & S Faucets, Valves and Specialized Medical Service Fittings are the dependable constants in the Architect's world of ever-changing variables. As the need for newer and better medical facilities expands, so too, the T & S Line of Medical Plumbing Fittings and satisfied users increases. Send for your complete T & S Catalogs — including Lab Flo — the today catalog featuring medical service fittings which meet the test, the T & S Way.



Water Bearers for Industry For
Over A Quarter Of A Century


**T & S
BRASS AND BRONZE
WORKS, INC.**

129 MAGNOLIA AVENUE, WESTBURY,
L. I., NEW YORK 11590

For more data, circle 86 on inquiry card

Featuring **ETERNA**

... a completely self-contained
replaceable cartridge unit
which assures the renewed
life of every
T & S Faucet —
within minutes.



J-M puts it



A J-M asbestos roof saves energy.

A built-up roof can take a lot of asphalt. Or it can take a lot less. That's the one big advantage of using J-M asbestos roofing felts. It makes possible a smooth surface roof—one that doesn't need a poured asphalt-gravel protective surface. Use asbestos roofing felts and you save a lot of asphalt. Save asphalt and you're also doing your part to conserve petroleum, a vital energy source.

A J-M roof ... a systems approach to quality.

A quality built-up roof is no better than its component parts. And no better than the techniques used to put them together. That's why it's so important when you specify a roof, to consider every aspect of the system, if you expect true value and lasting protection when the job is done. And that's why a J-M built-up roof makes sense. You benefit from the experience of over 100 years in the roofing business—on J-M quality in a complete line of roofing products built to work together—and on the skills of the J-M team of roofing specialists.

A J-M roof means single-source materials responsibility.

Because J-M makes everything that goes into a built-up roof, you can have Johns-Manville quality all the way—from the deck up. From vapor barrier to top dressing, you're assured of components made to go with each other. And when those materials are applied in accordance with J-M specifications, the result is "from-the-deck-up" dependability. Plus, another important benefit: Clear-cut responsibility for the performance of the materials used in the finished assembly. And that can be a real advantage in case follow-up is needed after the roof is completed.

all together.



J-M Ventsulation[®] Felt vents entrapped moisture before it can cause roof failure.

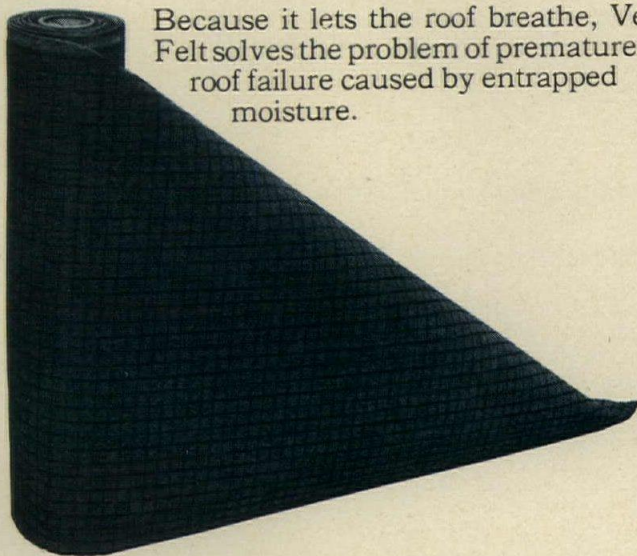
Moisture trapped within the built-up roofing assembly can create serious problems. Unless it's permitted to escape.

An easy solution is J-M Ventsulation Felt used in place of the base felt in most roof specifications.

Ventsulation Felt, with its *exclusive* waffle pattern, is designed so that trapped air containing moisture passes harmlessly in all directions through the channels and out into the atmosphere. It provides a built-up roof that breathes. Reduces the possibility of premature failure caused by entrapped moisture-laden air.

Ventsulation can be used on most any type of deck: on nailable or non-nailable surfaces, over lightweight fills, with insulation. It's particularly effective on re-roofing jobs since most old roofs contain a certain amount of moisture.

There's no reason to lose a good roof to entrapped moisture. For details and specifications on J-M Ventsulation Felt, or for assistance of any kind with a built-up roofing problem, contact your J-M District Office. Or contact Dick Ducey at Johns-Manville, Box 5108, Denver, Colorado 80217. (303/770-1000, Ext. 3740.)



Because it lets the roof breathe, Ventsulation Felt solves the problem of premature roof failure caused by entrapped moisture.


The
single-source
built-up roofing system.



Johns-Manville

For more data, circle 87 on inquiry card

Techniques of
Successful
Practice
For Architects
and Engineers



Edited by William B. Foxhall
Senior Editor, Architectural Record

An Architectural Record Book

A Senior Editor of *Architectural Record* shows you today's most effective techniques of successful practice for architects, engineers, and consultants, in a timely, practical, wide-ranging book...

TECHNIQUES OF SUCCESSFUL PRACTICE

For Architects and Engineers

By William B. Foxhall

Senior Editor, Architectural Record

Many experts pack their special insights, experience, and advice into nine comprehensive chapters:

- **The Changing Patterns of Architectural Practice** ■ **The Response to Change** ■ **The Young Architects: A Profile** ■ **Some Thoughts on Starting Your Own Practice** ■ **Various Modes of Practice:** associated practice . . . pros and cons of corporate practice . . . interstate practice . . . European practice (Brodsky) . . . practice abroad (McMillan) . . . interior design practice . . . practice problems in remodelling ■ **Management of the professional firm:** why and how to plan professional firm management . . . financial management of the professional firm . . . personnel practices in professional firms . . . marketing architectural services . . . computers as automated practice aids . . . how design firms should approach government agencies . . . slide presentations ■ **Practice and the Law:** legal pitfalls flagged in book for architects and engineers . . . new approaches to liability and legal service costs . . . let's clear up laws on copyright of plans ■ **Drawing and Drafting:** architectural drawing for printing processes . . . architectural firm uses half-size drawing systems . . . photo drafting: time-saving aid to quality ■ **Project Administration and Cost Control:** professional construction management and project administration . . . budget control of the phased construction project . . . architectural economics: the concept of total cost . . . cost knowledge: tool for budget program and design . . . the cost index: working tool or trap . . . guidelines for early planning estimates . . . some common errors in cost control programs . . . evaluating hidden cost factors . . . computerized cost estimating systems . . . introduction to CPM . . . a critical path method example . . . computers: tools for construction management.

- How to market architectural services ■ How to approach government ■ How to handle project administration ■ How to save untold dollars through effective cost control

Between the covers of a new professional reference, you now have the key points of information you need to develop and improve a successful architecture or engineering practice today.

Whether you are new or established in the field . . . whether you want to start a new practice or are searching for helpful advice on making right decisions about the growth and direction of your firm . . . or whether you need frank and astute assessments of alternatives—here is a rich practical source of useful background and information.

In this one carefully planned, authoritatively written book, are thoughtful discussions of today's problems in professional firm management, as well as valuable tips on the newest, most effective techniques now emerging in such areas as construction management, value engineering, and life-cycle costing, and in the increasingly complex area of the

legal aspects of practice, on which the book's experts give you their best advice on legal pitfalls, simple guide to avoiding liability, explanations of laws on copyright of plans, interstate practice laws, and much more.

The idea for this guide was an outgrowth of the outstanding popularity of selected reprinted articles formerly used in a premium paperback book, which had become invaluable to architects and engineers. The need for such a book in a permanent binding became apparent and the result is this enlarged, revised, updated guide, with fuller treatment of the topics and many more topics added. It is now an essential tool for practices of all kinds—associated, joint venture, corporate, interstate, and international—and for everyone needing guidance on what it takes to be more successful in today's changing and challenging professional world.

Mail Coupon Today For Free Examination

Architectural Record 1221 Avenue of the Americas, N.Y., N.Y. 10020

Send TECHNIQUES OF SUCCESSFUL PRACTICE (002229-1) for 10 days' examination. In that time I will remit \$14.95, plus tax, postage and handling costs, or return the book and owe nothing. *This offer good only in the U.S. and subject to acceptance by McGraw-Hill.*

Name _____

Address _____ City _____ State _____ Zip _____

23K133-4000-3

PAY NOW AND SAVE! Remit in full with this coupon, plus tax, and we pay postage and handling costs; same refund privilege.

Architectural Precast and PRESTRESSED CONCRETE

Conserves energy five ways.

About 15 percent of the nation's annual energy consumption is spent in the operation of commercial buildings. The building's envelope is an important first line of defense against energy consumption. If designed with energy conservation in mind, the "building envelope" — its walls, floors, and roof — can help conserve energy at least five ways:

1. Reduced Fenestration: A prestressed concrete building with reduced window area can help stabilize the building's thermal requirements by controlling heat transmission.

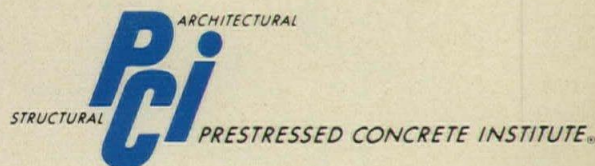
2. Thermal Storage: The stored heat in the exterior walls, roof, and floors constructed of precast and prestressed concrete can be an energy conservation tool...absorbing part of the heat and releasing it later when other heat gains have diminished. This reduces air-conditioning loads in summer and heating loads in winter. Concrete walls reach peak thermal loads three to four hours later than other wall materials (wood and metal) measured under like conditions.

3. Improved Insulation: Precast concrete panels of sandwich construction combine weatherproof exterior, effective insulation, and finished interior surface in one unit...all installed by one contractor, one supplier, and only one or two trades for the entire wall.

4. Decreased Building Volume: For decreased building volume, prestressed hollow-core floors and roofs take less space than a truss system of comparable strength. This reduces total building volume — and its energy requirements.

5. Sun Shades: Properly designed architectural precast and prestressed concrete shading devices minimize solar heat gains without reducing natural light and view. These devices include window walls, vertical or horizontal "fins," various sculptured shapes, and prestressed concrete double tees, single tees, and hollow-core units that also can be cantilevered beyond wall lines.

Prestressed concrete has many uses in conserving energy. If you'd like to know more, consult your local architectural precast or prestressed concrete producer.



20 NORTH WACKER DRIVE / CHICAGO, ILLINOIS 60606

For more data, circle 88 on inquiry card

Designing in a Fraser laundry system can save your client from losing his shirt.

Do you know how much a well-planned on-premise laundry facility can save your client? Often there's a demonstrable 30% or 40% cost advantage compared to a contract laundry situation.

Fraser Laundry Systems can help you achieve this saving for your client right at the design stage. In fact we can do everything: feasibility survey, overall cost and projected savings, preliminary planning, sizing of installation to your available design space, schematic

and mechanical layout, supplying equipment and specialty detergents.

As you see, Fraser Laundry Systems is not to be confused with the ordinary on-premise installation. We insure your client of maximum productivity and consistent results to insure minimum operating costs. After it's installed we back it up with service—factory direct service and regular preventative maintenance from our 700 Specialists. But we can explain all this to your client—or to you. Why not give us


a call on our toll-free number 800-238-5557. After all, if you can save your client from losing his shirt, he may easily pin a medal on yours. Fraser Laundry Systems, Inc. is a subsidiary of Economics Laboratory, Inc., 4 Corporate Park Drive, White Plains, New York 10604.

Dept.-D-347



The clean living people.

For more data, circle 93 on inquiry card





Look ahead.

To shape, shadow line and color as you conceived them. To long service life and low maintenance costs. For now and for years from now. Alcoa® aluminum industrial building products.

What meets the eye

Formed aluminum industrial siding products with deep profiles for added strength (V-Beam) . . . profiles that blend texture and shadow line (Bold Rib I and II sheet and Box Beam) . . . profiles that combine function and economy (4-inch and 8-inch ribbed and corrugated sheet) . . . and special-purpose profiles (perforated corrugated and curved corrugated). Plus a roofing system that resists water leakage by eliminating through-fasteners (Snug Rib® roofing).

All Alcoa industrial building products

can be finished in any of the 10 attractive colors of Alcoa Super Aluma-lure® finish, a baked-on, factory-applied, fluoropolymer enamel, rich in beauty and color integrity.

What doesn't

Aluminum's hidden advantages. Begin with the fact that aluminum takes care of itself *and* your budget. It resists corrosion by forming a protective film of aluminum oxide. So, unpainted aluminum is all some buildings need.

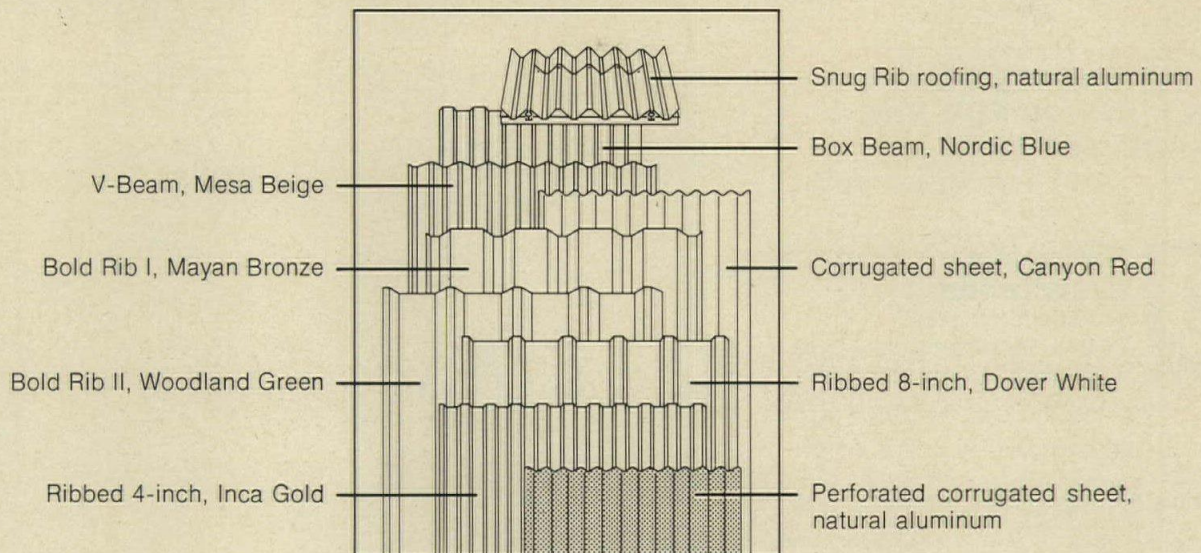
However, if you want color, all the more reason to choose aluminum. It's the substrate that provides additional protection should the coating be scratched. The natural aluminum oxide film that forms, resists corrosion and discourages flaking or adhesion

loss, staining or streaking. Aluminum actually *helps* a coating last. It holds a finish beautifully.


And, the Super Aluma-lure finish is a long-lasting film that won't peel, flake or chip. Its fluoropolymer resin is tough, durable Kynar* that gives a high degree of protection from chemical attack and has a projected service life of more than 20 years, based on exposure and weathering tests.

For complete information on our commercial and industrial building products, see *Sweet's Architectural* or *Industrial* files. Or write Aluminum Company of America, 1085-B Alcoa Building, Pittsburgh, Pa. 15219.


*Trademark of Pennwalt Corporation



Change for the better with
Alcoa Aluminum



What every architect and his staff must know about fire safety...



the new 1975 fire codes.

- nearly 10,000 pages of authoritative fire-safety information on 225 standards, codes and manuals—a "must" for every office.
- types of properties, all types of structures—institutional, commercial, industrial.
- latest revised and updated information on all existing fire codes and standards. The **only** complete source on Fire Safety Standards.

ORDER YOURS TODAY — ONLY \$75.00 FOR THE 15 VOLUME SET.

In 1975, you can't afford to be without it!



National Fire Protection Association
470 Atlantic Avenue
Boston, Massachusetts 02210
(617) 482-8755, ext. 258

**NATIONAL FIRE PROTECTION ASSOCIATION
DEPT. D01
470 Atlantic Ave., Boston, MA. 02210**

Yes, please send me _____ 15-volume set(s) of the new, 1975 National Fire Codes (NO. FC-1-15) @ \$75 per set, F.O.B. Boston, MA.

I enclose check for \$_____. Bill me _____

Name: _____ Title _____

Company: _____


Street: _____

City: _____ State _____ Zip _____

For more data, circle 95 on inquiry card

MANNING

DECORATIVE LIGHTING



NEW

Complete line of decorative lighting equipment—specifically designed for commercial interiors.

REQUEST FULL COLOR CATALOG "M"


R.A. MANNING COMPANY INC.

P.O. BOX 643 SHEBOYGAN, WIS. 53081

For more data, circle 96 on inquiry card

If you "go by the book," make it this one

When you specify or buy carpets, you need to know about backings



Backings are important because they're the foundation of carpets. This booklet brings them into clear perspective. Also supplies flame spread, smoke and fumes data with figures. Write, or use Reader Service card in back for free copy.

JUTE CARPET BACKING COUNCIL, INC.
30 Rockefeller Plaza • New York, NY 10020

For more data, circle 97 on inquiry card

Bright idea



A Washfountain that puts corners to work.

Uses the space that used to be wasted. Teams with circular, semi-circular and Duo models to make better use of floor and wall space. Like all Bradley Washfountains, it costs less to install and maintain than ordinary lavs. Uses less water. More sanitary because it's foot operated. Put the corners to work, in plants, commercial buildings, schools,


institutions... wherever Corner Washfountains fit in with your scheme of things. See your Bradley washroom systems specialist about the corner concept. And write for latest literature. Or call (414) 251-6000. Telex 2-6751. Bradley Corporation, 9107 Fountain Boulevard, Menomonee Falls, Wisconsin 53051.

from Bradley!

Leader in Washroom Fixtures and Accessories


For more data, circle 98 on inquiry card






POLISHED MISCO

Make a scene
in public
places



HAMMERED MISCO



BURLAP MISCO



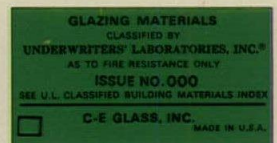
FACTROLITE MISCO



SMOOTH ROUGH MISCO



POLISHED BAROQUE



Meet safety and fire protection code requirements and make a beautiful scene of it with C-E Mississippi Wire Glass.

Mississippi patterns are so attractive, they actually inspire more than the ordinary uses of wire glass: New beauty for doors, windows, glass interior wall sections, exterior walls of glass, even large areas of overhead glazing.

Not all wire glass is listed "fire retardant" by Underwriters' Laboratories, Inc. C-E's Mississippi is: A direct descendant of the original Mississippi Wire Glass which served as the basis for the very first fire protection standard in 1899. Today, as it has for 75 years, this product continues to set the

standards of performance by which all others are judged.

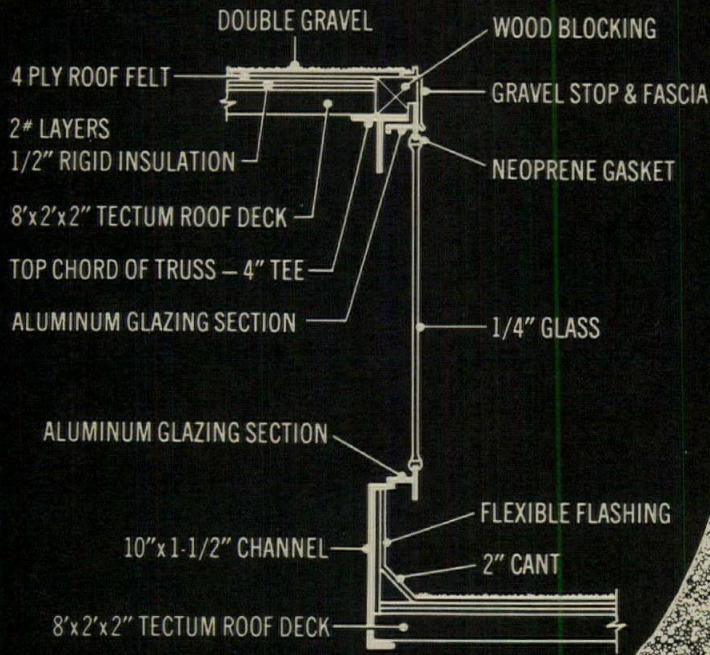
C-E Glass is a natural source of technical information concerning architectural glazing requirements. A C-E consultant will be happy to discuss the many possibilities for the dramatic use of C-E Mississippi Wire Glass. Write or phone C-E Glass, 825 Hylton Rd., Pennsauken, N.J. 08110. (609) 662-0400.

CE GLASS

COMBUSTION ENGINEERING, INC.

For more data, circle 99 on inquiry card

Tectum: decorative, insulating,



DETAIL — NO SCALE

At Gund Hall, Harvard's Graduate School of Design, Tectum was used as a structural roof deck and exposed ceiling in this unique and distinctive canopy of glass and steel. Toronto architect John Andrews specified 2" thick Tectum to span the translucent roof truss enclosures and develop a thin profile for the stepped roof section. The detail shows how this section was constructed. In the open central studio space under the canopy, Tectum's sound absorption is an important factor. Its NRC is in the .50-.60 range.

SEE DETAIL ABOVE

#218 BULB TEES 24" O.C.

10"x1-1/2" CHANNEL

8'x2'x2" TECTUM PLANKS

structural, acoustical.



Gund Hall Graduate School of Design, Harvard University, Cambridge, Mass.
Architects: John Andrews, Edward R. Baldwin and John Simpson, Toronto.
Structural Engineers: Le Messurier Associates, Boston.
Tectum Contractor: Bay State Structural Specialties, Boston.

Texture is the thing about Tectum, but not the only thing.

There's no end to the ways you can be constructive with Tectum® Roof Deck. Look at the way it was used in Gund Hall, shown at left. As a structural material, Tectum gives the roof a thin, efficient section, and demonstrates impressive insulating values as well. In the two-inch thickness, resistance to heat transmission is 3.50. With its Noise Reduction Coefficient in the .50-.60 range, it soaks up sound. And with its rugged finish, Tectum looks good exposed.

The reason Tectum is so constructive is because of the way it's put together. An exclusive inorganic binder bonds long wood fibers into a compact sheet under heat and pressure. Like wood, it's easy to cut, shape and install. Tectum has been given an uplift rating of Class 90.

Long Span Tectum Roof Deck

Tectum is also available in Long Span® Tectum. This adaptation allows even


greater areas of the exposed Tectum surface to remain unbroken by purlins. Tongue and groove edge of Long Span Tectum is designed for galvanized 16-gauge steel channels. These channels permit spans of up to 6' for 3", 5' for 2½", and 4' for 2" thick Long Span Tectum.

Like other Tectum Roof Deck, Long Span Tectum has factory-applied asphalt felt membrane, and is applicable to flat or pitched roofs with steel, wood or concrete framing.


So for a good-looking way to cut roofing costs, why not cut down on the number of materials you use? With Tectum, or Long Span Tectum.


Tectum is one of the reasons that we're gypsum and then some.

For more information, write Gold Bond Building Products, Division of National Gypsum Company, Dept. AR-25T, Buffalo, New York 14225.



We're gypsum, and then some.





COMING IN MID-MAY. . .
 ARCHITECTURAL RECORD'S IDEA
 ANNUAL OF THE HOUSING FIELD

RECORD HOUSES AND APARTMENTS OF 1975

In mid-May Architectural Record's *Record Houses and Apartments of 1975* offers a timely opportunity for manufacturers of quality building products to exert year-in and year-out influence on those architects and builders who are at the forefront of the housing market. It will reach all major groups of specifiers and buyers in this market:

- over 44,000 architects and engineers who are verifiably responsible for 87 per cent of the dollar volume of all architect-planned residential building.
- 20,000 of the nation's foremost builders qualified by Sweet's on the basis of annual building activity to receive the Light Construction File.
- 4-5,000 leading interior design offices qualified by Sweet's to receive the Interior Design File.
- in addition, bonus bookstore distribution to an influential segment of the house building and buying public.

Record Houses and Apartments offers its advertisers a unique advantage:

The issue has the longest working life of any issue of any architectural magazine! Architects refer to it five, ten, even fifteen years after publication.

Don't miss it! Closing date: April 15.





Why Re-Invent the Art of Hospital Planning?

If you were to design a car today, you would not begin by re-inventing the wheel. When you design a hospital today, why re-invent the art of hospital planning?

American Health Facilities can provide all of the specialized medical help you will need.

We were established by the American Hospital Supply Corporation to provide planning services in the most comprehensive way to architects and their client hospitals.

American Health Facilities maintains one of the largest staffs of full-time professionals in the world devoted exclusively to hospital planning functions.

OUR TEAMS JOIN WITH YOUR TEAM

Whether we work for an architect or in a joint venture with one, the end result is the same: an efficient team effort. This approach allows a blending of skills on behalf of the client. A minimum of staffing is needed by the architectural firm. And, medical needs are accurately translated into terms the architectural staff can understand and intelligently use.

To provide these in-depth technical services to you, our teams are made up of nurses, dietitians, radiology, laboratory and medical systems specialists, logistic and computer experts and knowledgeable project managers with extensive hospital backgrounds.

YOU GET OBJECTIVE SPACE PROGRAMMING

An increasing number of hospitals are taking advantage of our computerized technique for the architectural programming of areas. It is most efficient for the architect and provides objective space requirement data for the hospital. A tested, realistic interview methodology has been developed to generate basic information. A computer program is then able to identify the space requirements for each room, each department. It can also project these figures to accommodate future requirements.

A UNIQUE EQUIPMENT PLANNING RESOURCE FOR YOU

Appropriate, reliable and well chosen equipment is vital to making a hospital cost-effective. American Health Facilities has the knowledgeable, objective people who are experienced in professional equipment planning of group I, II and III products.

All the equipment a hospital will need can be planned, acquired and successfully installed by us. Why don't you take the time today to discover why architects like having American Health Facilities on their team.


Your inquiry is sincerely invited.

AMERICAN HEALTH FACILITIES

DIVISION OF AMERICAN HOSPITAL SUPPLY CORPORATION
560 Green Bay Road, Winnetka, Illinois 60093 (312) 441-6200


For more data, circle 101 on inquiry card

Presenting the 1974 winners of the Owens-Corning Energy Conservation Awards.



Desert Research Institute, University of Nevada Systems, Boulder City, Nevada

*T.M. Reg. O.-C.F.



Saginaw Federal Building, Saginaw, Michigan

Solar energy collectors were still pretty much a thing of the future when Owens-Corning initiated its Energy Conservation Awards Program in 1971.

This year, both our Award Winners—plus two designs receiving honorable mention—rely heavily on the sun for their energy needs.

Look these designs over. They may suggest a way your company can conserve energy and cut fuel costs.

**Desert Research Institute,
University of Nevada Systems,
Boulder City, Nevada**

A 4,000 sq. ft. solar collector provides energy for 98% of the heating, 30 tons of cooling, and 96% of the hot water demand in this 8,800 sq. ft. structure. Estimated energy savings: 63,000 KWH annually.

Concrete walls and ceilings act as an insulation envelope that protects against temperature fluctuations and an uneven draw on the energy collector.

Structure is built into a hillside for perimeter shielding from heat and cold. Plant life on exterior walls gives additional shielding.

Design by Jack Miller & Associates, Las Vegas, Nevada, in association with Arthur D. Little, Inc., Cambridge, Mass.

**Saginaw Federal Building,
Saginaw, Michigan**

An 8,000 sq. ft. flat plate solar energy collector provides energy for heating and cooling.

Fenestration is pushed into the earth, and approximately half the roof is landscaped with lawn, shrubs, trees and seating. This con-

tributes to low heat gain and loss.

Design by Smith, Hinchman & Grylls Associates, Inc., Detroit.

**Two Honorable Mention
Awards**

The Owens-Corning Energy Conservation Awards Jury found two other designs worthy of special attention.

Science Museum of Virginia, Richmond, Virginia. Combines a 28,000 sq. ft. solar energy collector with a heat-recovery system for heating and cooling. Expected energy operating cost: \$12,000 vs. \$50,000 for a conventional heating and cooling system. A saving of 75%.

Mechanical design by Hankins & Anderson, Inc., Consulting Engineers, Richmond, Virginia.

Denver Community College of Denver/North Campus, Westminster, Colorado. Combines a 50,000 sq. ft. solar collector with a heat-pump system to cut fossil fuel requirements by nearly 80%. Insulation maintaining an exterior wall U-value of .065 is used throughout.

Design by A.B.R. Partnership, Denver, Colorado.

How the Awards Program works.

Owens-Corning accepts entries in any of four building design categories:

Institutional—schools and hospitals, for example.

Commercial—office buildings, shopping centers, retail stores and similar structures.

Industrial—including manufactur-

ing plants, research centers, and warehouses.

Governmental—post offices, administrative buildings and military structures, among others.

Any registered architect or professional engineer in the U.S. is eligible to enter a design. The only requirement is that the design be a *commissioned* building project.


(The use of Fiberglas* insulation—although an excellent way to conserve energy—is not a requirement.)

Winners are selected by a special Awards Jury composed of leading engineers and architects.

**Send for free Energy
Conservation Awards Program
brochure**

If you'd like to know more about the winners, or their designs, write for a free brochure giving complete details.

Owens-Corning Fiberglas Corporation, Att. V. G. Meeks, Fiberglas Tower, Toledo, Ohio 43659.




The Owens-Corning Energy Conservation Award: "Triangles," a multi-faceted Steuben Crystal sculpture that captures and reflects light from triangular planes.

Owens-Corning is Fiberglas



For more data, circle 102 on inquiry card

**The GF
Environmental
Systems Program
turns plans
into reality.**





Your most ingenious plans become realities because the GF Environmental Systems Program gives you so much with which to work.

Color, for instance. There are sixty-four more colors available than those you see here.

And panels. Panels that can be placed together at any angle from 90° through 270°.

The Action Arc

There are Action Arc (120°) worksurfaces, developed for word processing stations and panel-hung tops that can be set at any height.

No matter what your client's business, the GF Environmental Systems Program will meet the needs of that business. (Even when he is working with the tightest of budgets, you can employ ESP with some of the furniture he already has.)

Expansion Plans

You can plan for expansion, because ESP panels can be moved overnight. And moved without damage because they are steel. Another benefit of steel is its fire resistance. (Even fabric-covered ESP panels can be treated to resist fire.)

When your plans call for the open office concept, contact your GF representative. GF Business Equipment, Inc., Youngstown, Ohio 44501. In Canada, Toronto, Ontario.

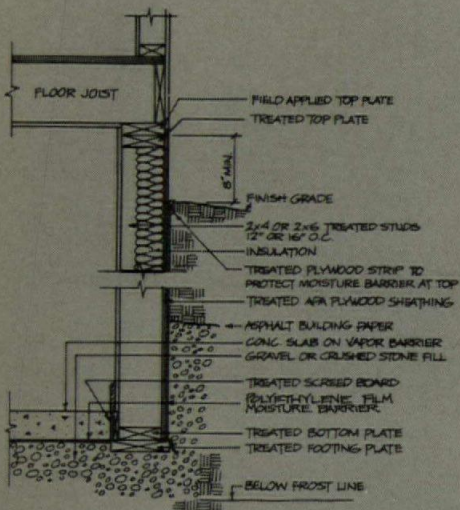
**Office
Furniture
Systems**
GF Business Equipment

For more data, circle 103 on inquiry card



The All-Weather Wood Foundation saved \$300 here. But that's peanuts compared to the design freedom it gave Tom Tilsley.





From the street, this Cincinnati home looks like a two-level plywood and stone design — a far cry from its true 4,700 square feet.

But from the rear the house soars up several stories high. Clerestory windows admit walls of natural light, and the view stretches all the way down to the woods and valley below.

The problem: a steep hillside.

The architect: Tom Tilsley of Panciera, Dohme, Tilsley & Co., Cincinnati.

Tilsley ended up using the hillside to his advantage, by designing a combination crawl-space and daylight basement foundation using pressure-

treated plywood and framing members.

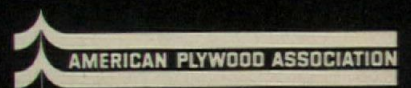
The All-Weather Wood Foundation not only saved \$300 over a concrete foundation, but more important it made a handsome basement space.

"We used the basement for a recreation room, bath and bedroom which gave us a lot more freedom in the upper levels," said Tilsley.

System Details: The 50- by 57-ft. foundation is set on 2x8 pressure-treated wood footing placed over an 8-inch deep gravel footing. The concrete basement floor was poured over a gravel bed with a sump pump installed to provide positive drainage.


The panelized AWWF was constructed of pressure-treated half-inch 32/16 C-D interior with exterior glue APA grade-trademarked plywood nailed to pressure-treated 2x6 studs set 16 inches on center.

For more information on the All-Weather Wood Foundation, write to the American Plywood Association, Department AR-025, Tacoma, Washington 98401.



AE/UPDATE

A classified advertising section devoted to helping architects and engineers keep up to date on building product manufacturers.




FOUNTAINS BY HOBBS—Cascading majestically from the main floor in Atlanta's Northlake Mall, this aqua screen illustrates the infinite design possibilities of water animation—and the creative engineering ability of Wm. Hobbs, Ltd. Specializing in custom design and off-the-shelf fountain kits, fountain equipment and related architectural accessories, we offer an in-depth design and engineering service with a manufacturing facility and unique fiberglass construction capabilities. A catalog is available. Write: Wm. Hobbs, Ltd., 5252 Snapfinger Woods Drive, Decatur, Georgia 30032

For more data, circle 105 on inquiry card

RECORD IMPRESSIONS CATALOG

SEND FOR A COMPLETE, DETAILED CATALOG of "Record Impressions." A convenient service offering reprints of Building Type Studies, Interiors and Special Reports. Offered are more than 30 items including back issues of Record Houses 1968 and 1970; Product Reports '73 and the practical reference guide, "Air Conditioning: A New Interpretation."

Address your request to: Record Impressions, Architectural Record, 1221 Avenue of the Americas, New York, New York 10020, Attn: Joseph R. Wunk



TOTAL DOOR SECURITY

- ▶ **CONTROL** — lock and/or unlock from a remote location
- ▶ **MONITOR** — from a central control panel
- ▶ **RELEASE** — automatically in a power failure emergency


SPECIFY RELIABLE ELECTRIC STRIKES ENGINEERED AND MANUFACTURED BY

UL LISTED

FOLGER ADAM CO.


Architectural Security Division
700 Railroad Street, Joliet, Ill. 60436
815/723-3438 Telex 72-340

For more data, circle 106 on inquiry card



Designing with steel?

Look at the aesthetics and structure/ability of Regal Welded Steel Tubing



1" square thru
12" x 8" rectangle.
.083 thru .500 wall

Our clean-lined, smooth squares and rectangles assure better appearance and give you basic design advantages.

Higher strength-to-weight ratios let you use lighter structural columns and beams, trusses, mullions, and stairways. Also provide handsome concealment of conduit, pipe, etc.

You can simplify layout and speed construction due to easy joining to the four flat surfaces.



These are only a few of the cost-saving advantages of Regal structural steel tubing. Learn more about how Regal structural steel tubing can save you time and costs. Write for our new catalog, free on request. Or contact your steel service center.

REGAL
TUBE COMPANY
a Copperweld enterprise



7401 South Linder Ave., Chicago, Ill. 60638 • 312/458-4820

For more data, circle 107 on inquiry card



ANNOUNCING: The first comprehensive design manual on architectural precast concrete specifically for the creative architect!

Contains information never before available! Deals in depth with precast concrete design problems and solutions! Packed with facts, photographs and design details!

PCI Architectural Precast Concrete is a design guide you can depend on. It's the *only* complete, authoritative text on the subject. In it, the Architectural Precast Concrete Division of the Prestressed Concrete Institute sets forth in plain language virtually every consideration faced by the designer.

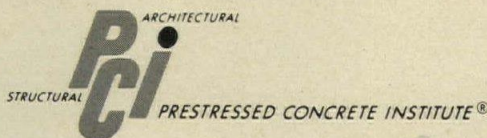
Many years of practical experience of knowledgeable designers and producers have been distilled into fundamental principles. This hard-won insight into design problems and solutions provides you with explicit guidelines to help you achieve your design objectives quickly, easily and economically.

Logical format. You're taken through a logical progression of design development from concept to specifying. Vital

"do's" and "don't's" never before identified in print ensure successful precast concrete design.

Examples. The book abounds in discussions and illustrations of actual projects. The precast concrete panel is considered in its myriad applications including both curtain wall and load-bearing.

New world. This volume opens a whole new era of beauty and versatility for the architect in his use of the remarkable and popular material: architectural precast concrete.



Some typical reader comments:

"It would be impossible to put a value on this book. It can save literally fortunes both in design time and in problems avoided."

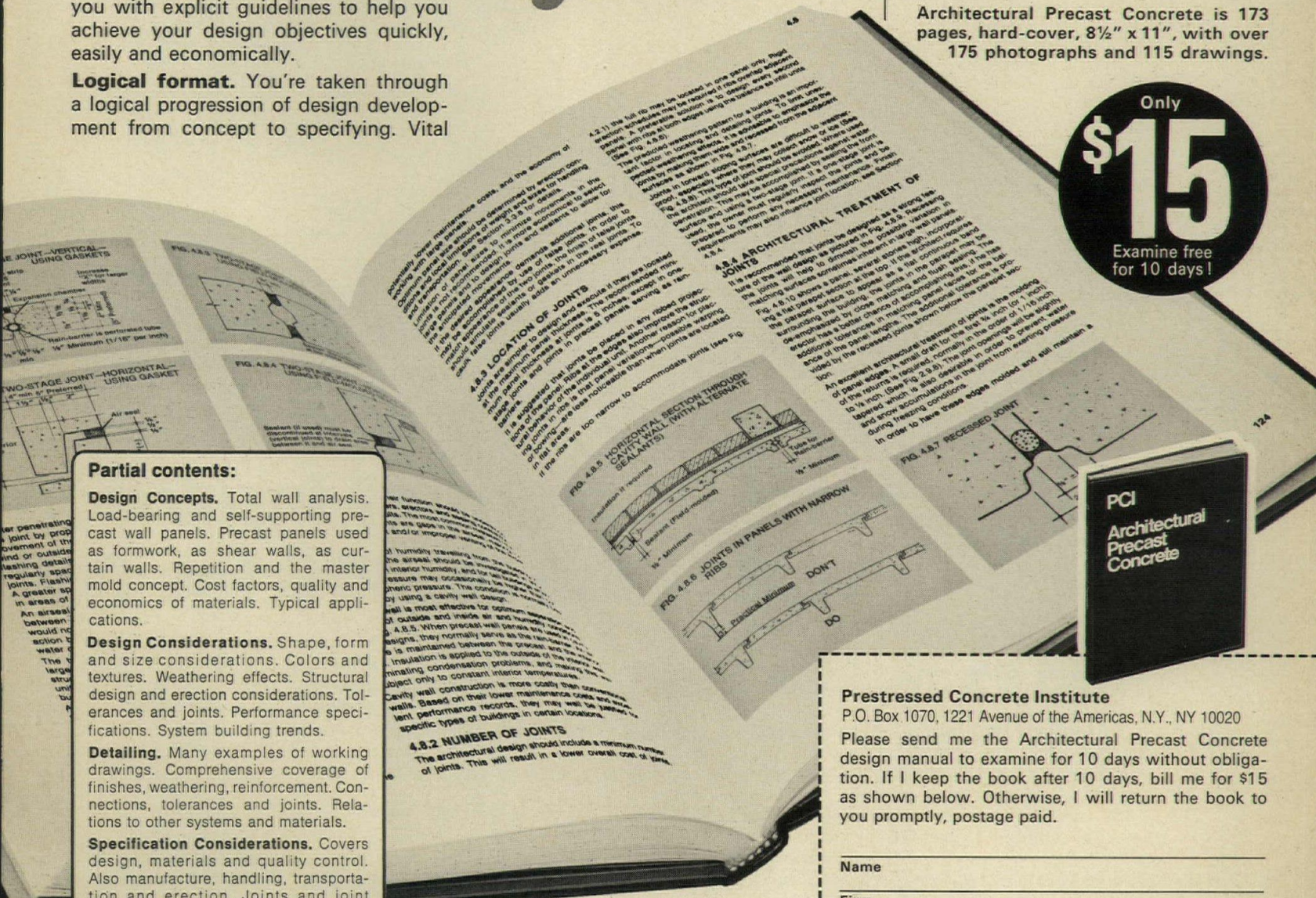
"This is obviously much more than just a book. It is like having the personal counsel of thoroughly experienced architects and producers of precast concrete right there in your office backing you up as you design."

"The effect of this information on the architectural profession should be electric! At long last, we have the results of years of trial and effort sifted down into crisp, clear, practical language."

An outstanding Blue Ribbon Review Panel composed of five highly qualified architects from some of the nation's most outstanding architectural firms met in Chicago for two full days of intensive examination of the manuscript before publication and gave enthusiastic approval.

Architectural Precast Concrete is 173 pages, hard-cover, 8½" x 11", with over 175 photographs and 115 drawings.

Only
\$15
Examine free for 10 days!



Partial contents:

Design Concepts. Total wall analysis. Load-bearing and self-supporting precast wall panels. Precast panels used as formwork, as shear walls, as curtain walls. Repetition and the master mold concept. Cost factors, quality and economics of materials. Typical applications.

Design Considerations. Shape, form and size considerations. Colors and textures. Weathering effects. Structural design and erection considerations. Tolerances and joints. Performance specifications. System building trends.

Detailing. Many examples of working drawings. Comprehensive coverage of finishes, weathering, reinforcement. Connections, tolerances and joints. Relations to other systems and materials.

Specification Considerations. Covers design, materials and quality control. Also manufacture, handling, transportation and erection. Joints and joint sealants. Related specifications. A short-form specification for small projects is included.


Send for your copy today!

Prestressed Concrete Institute

P.O. Box 1070, 1221 Avenue of the Americas, N.Y., NY 10020

Please send me the Architectural Precast Concrete design manual to examine for 10 days without obligation. If I keep the book after 10 days, bill me for \$15 as shown below. Otherwise, I will return the book to you promptly, postage paid.

Name _____
Firm _____
Address _____
City _____ State _____ Zip _____



Fesco-Foam™ roof insulation on this site \$21,800 the first

And it's available now!

Fesco-Foam roof insulation makes designing within your energy budgets a lot easier for you.

And saves a lot of money for building owners.

How big a saving?

Assume, for example, a 200,000 square foot, single-story office building in Denver, Colorado.

By upgrading the insulation on the roof from 1" Fesco® Board to C-10 Fesco-Foam, the cost of heating/air conditioning equipment alone can be reduced by \$90,000.*


And a lot less fuel is used, with savings of \$50,514 over the 20-year life of the roof. This is based on \$1,800 fuel savings the first year, with a 10% escalation in fuel costs for the

next 5 years. Net savings will add up to \$70,514 with a present worth value of \$40,629 based on a 10% interest rate—even after taking into account the initial cost of upgrading the building to a Fesco-Foam roof.*

A dramatic reduction in building costs and in the use of energy—both made possible just by the use of Fesco-Foam.

What is Fesco-Foam?

It's a composite thermal roof insulation board with J-M Fesco Board as the bottom layer—on the "people side" of the roof. The core is polyurethane foam. And the top surface is asphalt saturated felt. Fesco-Foam meets Factory Mutual standards for Class I Construction and UL Construction Nos. 1, 2 and 27. Johns-Manville recommends the use of Fesco-Foam in these UL and FM systems, as they are




will save the owners of the building year and \$70,514 in 20 years.*

based on test results that simulate actual fire conditions. It requires no joint taping, has low moisture absorption, good resistance to indentation and crushing. And because of the high thermal efficiency per unit of thickness, Fesco-Foam offers economic advantages in handling and design.

You can get Fesco-Foam now.

You can specify Fesco-Foam confident that your client will get delivery.

Make Fesco-Foam an important part of your life-cycle costing. For information about Fesco-Foam—or any of J-M's complete built-up roofing systems—call the J-M



District Office near you, or contact Peter McCracken, Johns-Manville, Box 5108, Denver, Colorado 80217, (303) 770-1000.

*Savings are based on a hypothetical building using optimum design criteria. Actual savings may vary depending on calculations.

The single-source built-up roofing system.



Johns-Manville

For more data, circle 108 on inquiry card



STRUCTURES UNLIMITED, INC.

**When you want a roof...
but don't want a roof!**

Are you planning shopping centers, mini-malls, maxi-malls, office buildings, recreation complexes, or any type of large roof building — where you want natural daylight deep inside and want *maximum energy savings* in both heat and air conditioning?

But you don't want the high costs, usual ugly framework, the high heat losses, or the sun heat build-up or glare?

Then look into the exclusive Structures Unlimited, Inc., clear-span system!

The system can provide you with all that you want because it uses the Kalwall® Translucent "Skyroof" with Structures Unlimited Box Beams, pre-engineered for your job from standard components.

There are many positive advantages to this type of system including . . .

- insulated to 2¼ times more value than any other light transmitting material
- lower construction costs
- RUGGED, yet light in weight
- glare-free, diffused light transmitted, with less solar heat transmission
- wide range of design possibilities
- fixed or operating roof options
- SELF-CLEANING, VIRTUALLY MAINTENANCE-FREE!

A full color brochure has complete information and design details. Write or phone Robert Keller, Jr. for a copy!

Structures Unlimited, Inc.

37 Union Street
Manchester, New Hampshire 03103
Phone 603-627-7889

Patented



Unit shown above 48" wide, 32 cu. ft.

Elegance in home refrigeration

All units are designed as "built-ins" so as to "blend-in." Exteriors will accept the material of your choice . . . to match your decor. The largest capacity home units manufactured. Superbly crafted and factory tested for complete performance.


Send 25c for built-in refrigeration ideas to:
SUB-ZERO FREEZER CO.,
Box 4130, Madison, Wisconsin 53711

SUB-ZERO

For more data, circle 110 on inquiry card

PACE GALLERY & EDITIONS

32 EAST 57 ST.,
NEW YORK




PAINTINGS SCULPTURE TAPESTRIES PRINTS
Albers Anuszkiewicz Archipenko Arp Avery Bell
Calder Dubuffet Francis Frankenthaler Goodnough
Gottlieb Jensen Johns Kandinsky Krushenick Leger
Lindner Louis Natkin Nevelson Noguchi Noland
Okada O'Keeffe Oldenburg Picasso Samaras Stella
Trova Vasarely Warhol Wesselmann Youngerman

For more data, circle 78 on inquiry card

◀ For more data, circle 109 on inquiry card

After we put Metalatex through the acid test, we put it through the Freddie Clark test.



Know what happened? Our semi-gloss held up through it all. Through every bad thing we could do to it.

Splash after splash of 10% acid solutions, 10% alkali solutions, alcohol, kerosene, motor oil, mineral spirits, saltwater. And a few good hard knocks from Freddie Clark.

On exteriors, it even outshined our own silicone alkyd paint.

Specify METALATEX™

Semi-Gloss for your next structure. Whatever it is. Masonry. Structural steel. Aluminum. Wood. Inside or outside.

Since METALATEX is a water-base paint, it has virtually no odor. No lead hazard, either. Which means it's safe to specify for such places as schools, hospitals, factories, offices and hi-rise apartments.

It's available in a wide range of colors, too. Plus five safety colors meeting OSHA regulations and all federal, state and municipal environmental requirements.

METALATEX Semi-Gloss. However you use it, it'll make you shine.

*Professional Coatings Div., 101
Prospect Ave., N.W., Cleveland,
Ohio 44115.*

**SHERWIN
Williams**

Helps you do it all.

For more data, circle 111 on inquiry card

STEEL FRAMES FOR HOSPITALS: BECAUSE THERE'LL BE SOME CHANGES MADE!

A hospital is a very special kind of building. Through the years it must be able to adapt to many functional changes—to enlarge outpatient areas, to accommodate new equipment or new facilities, or modifications to the mechanical system. These are some of the reasons why steel is proving to be *the* most practical and economical structural framing system for hospitals.

Steel allows sufficient design flexibility to meet the constantly changing needs of medical facilities. Steel frames also mean competitive costs and minimum erection time.

A fine example of imaginative and economical structural steel design is the new 409-bed Presbyterian Hospital in Oklahoma City, Oklahoma. This hospital offers patient care to the general public and a full teaching pro-


gram for medical students attending the adjacent University of Oklahoma campus.


The new facility consists of two distinct building units: an eight-story NURSING TOWER and a three-story Diagnostic/Treatment Center. Because of the difference in function, the tower requires shorter spans and lower floor-to-floor heights than the necessarily longer spans and deeper trusses of the three-story Center. However, both of these units use a form of interstitial space design.

This technique provides a building framework that is essentially a series of structural sandwiches or full height service levels between patient floors. Within these intermediate spaces (service levels) certain equipment and virtually all mechanical, electrical and communica-

tion lines, and distribution and collection systems are housed and maintained. Thus achieving an absolute minimum of servicing interference with normal hospital functions.

The Center has 7'-0" deep interstitial spaces, while the NURSING TOWER has only 3'-6" deep spaces: The reason for the deep trusses (where men can work efficiently) is that the *functions* of the Diagnostic/Treatment Center require frequent alteration due to changing





modifications and advances in the technology of health care delivery. Conversely, the nursing function is relatively static requiring only limited access to the interstitial spaces—and that is why the height requirement of those levels is less.

The interstitial space design is a developing concept. Over the past 6 years, 35 hospitals and clinics are known to be using this system. They are finding it effective in reducing maintenance and

operating costs because of the inherent flexibility of interstitial space design—functions can be modified or replaced at will. We'd like you to know more about structural steel framing for hospitals and other medical facilities—and how it can accommodate long-range needs. For a copy of the Presbyterian

Owner: The Presbyterian Hospital, Inc.

Architect/Engineer: (Including Mechanical and Electrical Engineering) Benham-Blair & Affiliates, Inc., Oklahoma City, Oklahoma.

Hospital Consultants: Block-McGibony + Associates, Inc., Silver Spring, Maryland.

General Contractor: Manhattan Construction Co., Muskogee, Oklahoma.

Structural Fabricator: W & W Steel Co., Oklahoma City, Oklahoma.

Steel Erector: Allied Steel Construction Co., Oklahoma City, Oklahoma.

Hospital Structural Report (ADUSS 27-6220-01), or for any other information, contact a USS Construction Representative through your nearest U.S. Steel Sales Office, or write: United States Steel, Room C317, 600 Grant Street, Pittsburgh, Pa. 15230



TRADEMARK

United States Steel

RECORD IMPRESSIONS

A convenient service offering reprints, reports and back issues

RECENT LISTINGS

- ④⑥ RECORD HOUSES 1973 2.00 per copy
- ④⑦ FLEXIBLE SPACE IN RELIGIOUS BUILDINGS 16 pgs. 4-color 1.00 per copy
- ④⑧ CONVENTION HOTELS 16 pgs. 4-color 1.00 per copy
- ④⑨ HIGH-RISE OFFICE BUILDINGS 16 pgs. 4-color 1.00 per copy
- ⑤⑩ AIRPORTS (1973) 18 pgs. B&W 1.00 per copy
- ⑤① PUBLIC ADMINISTRATION BUILDINGS 18 pgs. B&W 1.00 per copy
- ⑤② RELIGIOUS BUILDINGS 16 pgs. B&W 1.00 per copy

INTERIORS

- ③ RECORD INTERIORS of 1971 20 pgs. 4-color .50 per copy
- ④⑩ 40 RECORD INTERIORS of 1973 16 pgs. 4-color 1.00 per copy

SPECIAL REPORTS

- ①⑨ PLANNING DISCIPLINES FOR AUDIO-VISUAL FACILITIES
16 pgs. 4-color 1.00 per copy
- ②⑨ ROUND TABLE ON ENERGY CONSERVATION THROUGH HIGHER QUALITY BUILDING
8 pgs. B&W .50 per copy
- ③① NEW METHODS FOR EVALUATING
LIGHTING SYSTEMS 6 pgs. 2-color .50 per copy
- ③⑧ THE YOUNG ARCHITECTS 56 pgs. 4-color 1.00 per copy
- ④① ROLE OF THE ARCHITECT IN DEVELOPMENT HOUSING
16 pgs. 2-color 1.00 per copy

BACK ISSUES

- ⑩ RECORD HOUSES 1968—2.00 per copy
- ⑫ RECORD HOUSES 1970—2.00 per copy
- ③⑨ RECORD HOUSES 1972—2.00 per copy

PRACTICAL REFERENCE

- ⑨ AIRCONDITIONING: A NEW INTERPRETATION
Updated reports from 1967, 1969, 1970
64 pgs. 2-color softbound 4.95 per copy

BUILDING TYPE STUDIES

- ⑥ DESIGN FOR MERCHANDISING 16 pgs. 1.00 per copy
- ⑧ AIRPORTS (1970) 16 pgs. B&W 1.00 per copy
- ⑪ CORRECTIONAL ARCHITECTURE 16 pgs. 2-color
.50 per copy
- ⑬ CAMPUS DESIGN FOR SUCF—AN ANALYSIS OF
EXCELLENCE 24 pgs. 2-color 1.00 per copy
- ⑳ LOW-INCOME HOUSING 16 pgs. 4-color 1.00 per copy
- ⑳ DESIGN FOR A VARIETY OF CAMPUS LIFESTYLES
18 pgs. 4-color .50 per copy
- ⑳ SUBURBAN OFFICE BUILDINGS 16 pgs. 4-color
1.00 per copy
- ⑳ INDUSTRIAL BUILDINGS 16 pgs. 4-color 1.00 per copy
- ⑳ HOSPITAL PLANNING RESEARCH 18 pgs. 4-color
1.00 per copy
- ⑳ HOUSING: ONE GOVERNMENT AGENCY REACHES FOR
GOOD ARCHITECTURE 16 pgs. 4-color 1.00 per copy
- ⑳ RESORT HOTELS 16 pgs. 4-color 1.00 per copy
- ④④ CORPORATE OFFICES 16 pgs. 4-color 1.00 per copy
- ④⑤ STORES AND SHOPS 18 pgs. 4-color 1.00 per copy

PREPAID ORDERS ONLY

Record Impressions
ARCHITECTURAL RECORD
1221 Avenue of the Americas
New York, New York 10020
Att. Joseph R. Wunk

No. of copies

- | | | | |
|---------|---------|----------|----------|
| ③ _____ | ⑫ _____ | ⑳ _____ | ④④ _____ |
| ⑥ _____ | ⑬ _____ | ⑳ _____ | ④⑤ _____ |
| ⑧ _____ | ⑱ _____ | ⑳ _____ | ④⑥ _____ |
| ⑨ _____ | ⑲ _____ | ⑳ _____ | ④⑦ _____ |
| ⑩ _____ | ⑳ _____ | ⑳ _____ | ④⑧ _____ |
| ⑪ _____ | ㉑ _____ | ④① _____ | ④⑨ _____ |
| | ㉒ _____ | | ⑤① _____ |
| | | | ⑤② _____ |

Enclosed is my check Money order for \$ _____
please include local sales tax

NAME _____

FIRM _____

ADDRESS _____

CITY/STATE _____ ZIP _____

valid through 4/30/75

2-75

Expand your security— electronically

Your security staff can't be everywhere at once. But your Von Duprin electronic security system can! By controlling and/or monitoring the doors in your building.

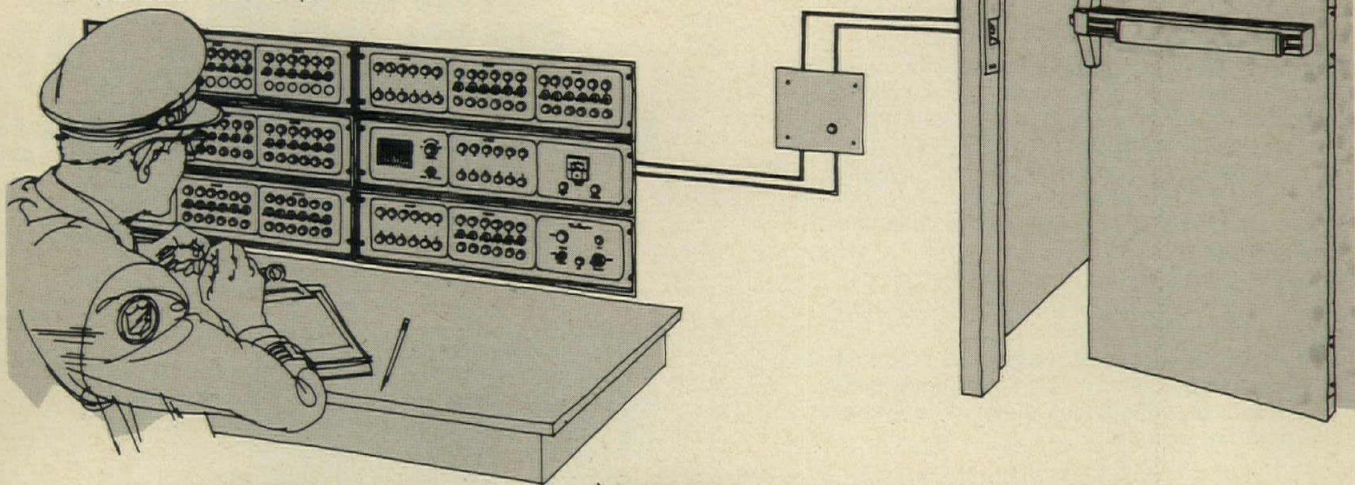
That's a positive deterrent to vandalism and theft.

And, because the Von Duprin system can be activated by virtually any electromechanical device, areas with excessive heat or smoke are instantly signaled on the control center consoles.

Write today for Bulletin E-732, which details the versatility and scope of the Von Duprin Electronic Security System.

Von Duprin, Inc.

400 West Maryland Street • Indianapolis, Indiana 46225
In Canada: Von Duprin, Ltd.



Von Duprin®

ELECTRONIC SECURITY SYSTEM

For more data, circle 112 on inquiry card

what's so special
about this telephone?



everything—

when it comes to meeting every
requirement for effective
internal communications...

There's no wiser specification than a Rauland TELECENTER System with total capability—maintenance-free and obsolescence-proof. Its better ideas include:

- **Multi-Link Capability**—up to 11 simultaneous private conversations; expandable as required
- **Instant Communication**—familiar push-button dialing of 3-digit alpha-numerical designation; accommodates architectural numbering sequence; no switchboard or operator required
- **Zone or All-Call Capability**—simultaneous announcements may be made to preselected zones or to all areas by simple pushbutton operation; conference call capability
- **Digital Readout**—exclusive—automatically displays and identifies incoming calls sequentially; calls are answered by pushing a single button
- **Solid-State**—all-solid-state electronic switching for utmost dependability and maintenance-free service
- **Optionals**—interconnect with local phone system; executive priority emergency button; alarm signaling; automatic time signal distribution—and more

Specify the better idea in
internal communications

Rauland TELECENTER

ASK FOR full information. A Rauland Communications Specialist in your area will be glad to provide full details and engineering data for your consideration and use.

RAULAND-BORG CORPORATION

3535 W. Addison St., Dept. R, Chicago, Ill. 60618

For more data, circle 113 on inquiry card

YOU SAVE WITH NEW *Spectra-Glaze II* GLAZED BLOCK WALLS


CONSTRUCTION — Build and finish in one operation . . . walls go up faster —one trade, large units lay up fast . . . thru-wall load bearing units eliminate expense of back up wall.

MAINTENANCE — No refurbishing ever. Permanent, sanitary, factory finish — cannot peel or blister . . . easy to clean and keep clean.

ENERGY — Excellent U-factors with lightweight block and insulating granular fill.

INSURANCE — Maximum security and protection at lowest cost, with fire-rated walls.

GOV'T REQUIREMENTS — Meet USDA and OSHA specifications for health, sanitation and safety.




© U.S. Pat. Off., Can. & other countries by THE BURNS & RUSSELL CO.,
Box 6063, Baltimore, Md. 21231 • 301/837-0720 © 4.5/bu in SWEET'S

YOU SAVE TIME / YOU SAVE MONEY
WITH THE ECONOMY OF BLOCK & THE PERFORMANCE OF GLAZE

For more data, circle 114 on inquiry card

READING THIS PAPERBACK CAN CHANGE YOUR MEANS OF SUPPORT.



Find out how Vulcraft's system of steel joists and joist girders offers better support. Send for a free, 24-page Specification Guide. If you can't wait for the mail, just call (704) 366-7000 for more information.

I could use support from Vulcraft. Please send me a free Specification Guide immediately.

Name _____
Address _____
City _____
State _____ Zip _____

VULCRAFT
P.O. Box 17656, Charlotte, N.C. 28211

For more data, circle 115 on inquiry card

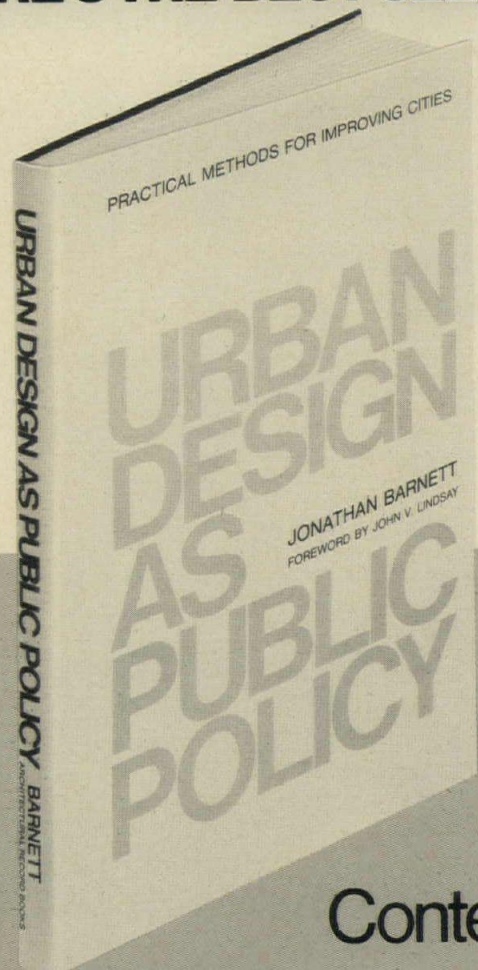
"...it's pure dynamite... probably the best single book around for anyone who wants to get a fix on where our cities are heading." —Robert Campbell, *Boston Globe*

"... a tell-it-like-it-is document..." —Ada Louise Huxtable, *The New York Times*

"His book should be read by all (who) are determining the built environment in which most of us spend most of our time. One is tempted to say they should be made to read it." —Jack Patterson, *Business Week*

"... an inspiring one to read, full of lessons for other urban areas."
—Housing and Development Reporter, *The Bureau of National Affairs*

HERE'S THE BEST SELLER EVERYONE IS TALKING ABOUT!



The first book that focuses on practical and tested methods for improving our cities.

As a nation of cities with urban problems and promise occupying the forefront of national concern, the urban designer must anticipate the consequences of growth and change, and turn them to positive effect.

In *Urban Design as Public Policy*, Jonathan Barnett, former director of N.Y. City's Urban Design Group, draws on his extensive experience to show how architects, planners, and designers—wherever they may be—can use the New York experience to achieve successful methods for working with political and real estate interests, commercial and community groups, as well as fellow planners.

Fully illustrated with photographs, site plans, and schematics, this 208-page book shows practical and tested methods for solving many of the toughest problems facing our cities.

Order your copy through your local bookstore, or use the coupon below. Mail to Architectural Record Books, P.O. Box 682, Dept. A, Hightstown, New Jersey 08520.

Contents

Foreword	by John V. Lindsay	VI
Introduction	City design as a real-life problem	1
1	Private enterprise and public benefit	13
2	Designing cities without designing buildings	29
3	Preserving landmarks and ties to the past	69
4	Neighborhood planning and community participation	85
5	Helping downtown compete with the suburbs	115
6	Transportation, the urban armature	141
7	Design review and environmental quality	173
8	Urban design: a new profession	185
Acknowledgments		193
Index		198

Please send me _____ copies of **URBAN DESIGN AS PUBLIC POLICY** @ \$15.00.

Name: _____


Address: _____

City: _____

State: _____ Zip: _____

(Include payment with your order.)

IT FITS



VOLLRATH WALK-IN COOLER/FREEZER

Name your dimensions and we'll provide a modular walk-in that fits . . . exactly. We use true, full-size dimensions, not nominals, making your specification work easier. Means more storage space, too. To insure a perfect fit, all components are factory tested. Vollrath walk-ins are fabricated in accordance with N.S.F. and U.L. standards, using the latest technology: foamed-in-place urethane insulation, posi-loc assembly, fully covered floors and ceilings, tight energy-saving joints and doors. Wide choice of options, finishes, self-contained or remote refrigeration systems to fit your needs and requirements.

Ask your Vollrath equipment specialist for details, or send for our comprehensive design/specification manual.



Vollrath
THE VOLLRATH COMPANY - SHEBOYGAN, WIS. SINCE 1874

For more data, circle 116 on inquiry card

terr a z z o




*let your
imagination
go terrazzo.
send for design
data book.*

Terrazzo's beauty starts at the floor and ends with your imagination. An architect's Design Data Book illustrates many available patterns in full color. It was prepared by the National Terrazzo and Mosaic Association in cooperation with a team of professional color consultants and architectural interior designers. This valuable book is available free to any practicing architect. Write
terrazzo 2A West Loudoun Street, Leesburg, VA 22075.

For more data, circle 117 on inquiry card

**It's
here!**



The world's first Cold Storage Fire Door.

New THERMADOOR™ has a Class A, 3 hr. UL fire rating...and it's filled with urethane foam.

New, urethane insulated THERMADOOR saves refrigeration and provides a positive fire barrier...in one, fast moving, easy-to-install door.

Write for this free descriptive literature!



**CLARK
DOOR**

69 Myrtle St., Cranford, N.J. 07016
(201) 272-5100 Telex 13-8268

For more data, circle 118 on inquiry card

TERNE, FRANÇOIS MANSARD AND THE CONTEMPORARY IDIOM

Few architectural elements are more traditional than the classic mansard roof. Its current adaptation to highly contemporary design thus provides a dramatic example of "the very old becoming the very new," a phrase which Frank Lloyd Wright once applied to Terne metal itself. And wherever such fascia elements are used, the outstanding functional characteristics of Terne, along with its inherent affinity for both form and color, are available at relatively moderate cost.

FOLLANSBEE


FOLLANSBEE STEEL CORPORATION
FOLLANSBEE, WEST VIRGINIA

SAN MATEO COMMUNITY COLLEGE DISTRICT,
SAN MATEO, CALIFORNIA

ARCHITECTS: CHAN-RADAR & ASSOCIATES, AND
WELTON BECKET AND ASSOCIATES
SAN FRANCISCO, CALIFORNIA

ROOFER: MARELICH MANUFACTURING COMPANY
SAN BRUNO, CALIFORNIA

For more data, circle 119 on inquiry card



ADVERTISING INDEX

Prefiled catalogs of the manufacturers listed below are available in the 1975 Sweet's Catalog File as follows.

- A Architectural File (green)
- I Industrial Construction File (blue)
- L Light Construction File (yellow)
- D Interior Design File (black)

A

A-L Alcan Aluminum Corp.	32
A AllianceWall Corporation	144
All-Steel Inc., One of the C.I.T. Companies	36
A-I Aluminum Co. of America	170-171
Amarlite Products Div.	6-7
American Gas Association	18
American Health Facilities	179
A American Olean Tile Company	133
A-I-L American Plywood Association	184-185
A-I American Smelting & Refining Co.	153
A American Sterilizer Co.	75,76-77
A-L Andersen Corp.	78-79
Arbed-Columeta	68D-68E
Architectural Record	
Books	32-1,32-2,68A,68F, 153,164,187,197
A-I-L-D Armstrong Cork Co.	2nd cover-1,2-3

B

A Bally Case & Cooler, Inc.	140
D Barwick Contract Carpet Systems	166-167
Bethlehem Steel Corp.	16-17
A-I Bradley Corporation	173
Brick Institute of America	9
Burke Rubber	32-4
A-I Burns & Russell Co.	196

C

L Caradco Division of Scovill Mfg. Co.	146
A-I-L Ceko Corp.	150
A-I Clark Door Co., Inc.	198
A Cold Spring Granite Co.	158-159
Columbia Lighting Inc.	8
A-L Combustion Engineering—C-E	
Glass Division	174-175
Concrete Reinforcing Steel Institute	63

D

Dayton Sure-Grip & Shore Co.	147
------------------------------	-----

E

Eastman Kodak Co.	25
A-I ECI Air-Flyte Corp.	136
A Elkay Mfg. Company	141
Executone, Inc.	48A

F

Florida Wire & Cable	143
Folger Adam Co.	186
A Follansbee Steel Corp.	199
Fraser Laundry Systems, A Division of Economics Laboratory, Inc.	169
A-I H.B. Fuller Co.	74

G

A-I-L GAF Corp., Building Products Division	56
GAF Corp., Diazo Equipment	64-65
GF Business Equipment Inc.	182-183
Goodyear Tire & Rubber Co.	44
A-I Grefco Inc., Building Products Division	58
A-I GTE Sylvania—Unistrut	5
Guth Lighting	156

H

A Haws Drinking Faucet Company	168
A-L Heatilator Fireplace	148
Hobbs, Wm., Ltd.	186

I

A-I-L Inland-Ryerson Construction Products Co.	30-31
International Architectural Foundation	48B-48C
International Masonry Institute	23

J

A Jewett Refrigeration Co., Inc.	49
J.G. Furniture Company, Inc.	145
A-I-L-D Johns-Manville Corp.—Architectural Division	162-163,188-189
Jute Carpet Backing Council, Inc.	172

K

A-I Kelley Co., Inc.	68
Kim Lighting Inc.	19
A-I Kinnear Corp.	168

L

A LCN Closers, Inc.	48D
---------------------	-----

M

Manning Co. Inc., R.A.	172
A-I-L-D Masonite Corporation	38-39,137-138
A Jas. H. Matthews & Co.	155
A Mattiessen & Hegeler Zinx Co.	147
Metal Lath/Steel Framing Assoc.	149
A Monsanto Company, Textiles Div.	20-21

N

National Fire Protection Assn.	172
A-I-L-D National Gypsum Co.	176-177
A-D National Terrazzo & Mosaic Assn.	198
A-I Naturalite, Inc.	149
A-I-L Neenah Foundry Co.	62
A Nor-Lake, Inc.	60
A-I Nucor Corp., Vulcraft Division	196

O

Ohio Medical Products Div. of Airco Inc.	151
A-L Olympic Stain Company	142
A-I-L-D Owens-Corning Fiberglas Corp.	180-181

P

Pace Gallery & Editions	190
Panel Era	22
Pease Company—Ever Strait Div.	15
A-L Pella Rolscreen Co.	70-71
Philips, Eindhoven	68B-68C
Plan Hold Corp.	168
Playtimber Co.	63
A Pomona	133
A-I PPG Industries Inc.—Coatings & Resins	50-51
PPG Industries Inc.	157
Prestressed Concrete Institute	165
Price Pfister Div.	24

R

Rauland-Borg Corp.	196
A-I Raynor Mfg. Co.	160
Record Houses	178
A-L Red Cedar Shingle & Handsplit Shake Bureau	52
Regal Tube Co.	186
A Rohm & Haas Co.	72-73

S

A Safelite Industries	67
San Valle Tile Kilns	32-3
A-L Schlage Lock Co.	154
A-I Shatterproof Glass Corp.	152
A-I Sherwin-Williams Co.	191
A-I Silbrico Corp.	61
A Simmons Company	28-29
Sloan Valve Company	4th cover
A Soss Mfg. X Co.	62
Spectra Color Lab Inc.	32-1
A-L The Stanley Works	26-27
Steelcase Inc.	80
A Structures Unlimited	190
A-L Sub-Zero Freezer Co., Inc.	190

T

T & S Brass & Bronze Works Inc.	161
Tyler Pipe	46-47

U

Union Carbide Corp.	62-63
United Airlines	66
A-I-L-D United States Gypsum Co.	42
L United States Plywood Corp.	3rd cover
A-I-L United States Steel Corp.	192-193

V

A-L Viking Sauna	151
A Vollrath Co.	198
A Von Duprin Inc.	195
A-I Vulcraft Division of Nucor Corp.	196

W

Walker/Parkersburg Div. of Textron Inc.	69
Wellco Carpet	12
Wide-Lite Corporation	134-135
Wilson Art	48

ARCHITECTURAL RECORD

McGraw-Hill, Inc., 1221 Avenue of the Americas, New York
New York 10020
Advertising Sales Mgr.: Louis F. Kutscher (212) 997-2838
Eastern Sales Mgr.: Robert G. Kliesch (215) 568-6161
Western Sales Mgr.: James A. Anderson (312) 751-3770
Advertising Services Mgr.: Joseph R. Wunk (212) 997-2793
Marketing Services Mgr.: Elizabeth Hayman (212) 997-2858
Research Mgr.: Camille Padula (212) 997-2814
Classified Advertising: (212) 997-2557

District Offices:

Atlanta 30309

Edward G. Graves, 100 Colony Square, (404) 892-2868

Boston 02116

Robert L. Tagen, 607 Boylston St., (617) 262-1160

Chicago 60611

James A. Anderson, Robert T. Franden, Edward R. Novak,
645 N. Michigan Ave. (312) 751-3770

Cleveland 44113

Willis W. Ingersoll, 55 Public Square, (216) 781-7000

Denver 80202

Harry B. Doyle, 1700 Broadway (303) 266-3863

Detroit 48202

John W. Maisel, 1400 Fisher Bldg., (313) 873-7410

Los Angeles 90010

Richard R. Butera, 3200 Wilshire Blvd.-South Tower (213) 487-1160

New York 10020

Blair McClenachan, 1221 Avenue of the Americas (212) 997-3584

Philadelphia 19102

Robert G. Kliesch, George T. Broskey, Three Parkway
(215) 568-6161

Pittsburgh 15222

Edward C. Weil, III, 4 Gateway Center, (412) 391-1314

St. Louis 63011

Richard Grater, Manchester Rd., (314) 227-1600

San Francisco 94111

Richard R. Butera, 425 Battery Street (415) 362-4600

Overseas Offices:

Brussels

Galerie Porte de Namur, 22-26, Chaussée de Wavre
1050 Brussels, Belgium

Frankfurt/Main

Elsa-Brandstroen Str. 2, Frankfurt/Main, Germany

London

34 Dover Street, London W.1, England

Milan


Via Baracchini No. 1, Milan, Italy

Paris

17, rue Georges Bizet, 75 Paris 16e, France

Tokyo

2-5, 3-chome, Kasumigaseki, Chiyoda-ku, Tokyo, Japan



Submissions Invited Engineering for Architecture 1975

For our second ENGINEERING FOR ARCHITECTURE issue, to appear in mid-August 1975, we invite all architects, consulting engineers and technical consultant professionals to submit material for inclusion in the section *effective architect-engineer collaboration*. Submissions may relate to structural, civil (such as sitework), mechanical or electrical engineering as well as to technical disciplines such as lighting and acoustics. Examples of noteworthy engineering contributions to building might include—

- *early technical input* from consultants that strongly influenced an architectural solution or a design expression
- *energy conservation* effected by the design of lighting, hvac, the building envelope, vertical transportation, materials handling, etc.
- *economical solutions* achieved through close design, careful evaluation of options, selection or design of construction methods or materials
- *skillful integration* of architecture and one or more of the engineering disciplines as it affects appearance, cost or the construction process

Submissions should be accompanied by—

1. *Written statements* from the architect and from consultants involved, describing the design and its significance in the context of this issue; this information should be supported by sufficient detail and documentation for evaluation.
2. *Graphic materials*, such as schematics, perspective drawings, plans and photographs. This material need not be elaborate—an explanatory free-hand sketch may be more to the point than engineering working drawings.
3. *Credits* for owners, architects and consulting engineers, technical consultants and any suppliers who contributed to the solution, as well as the name and location of the building.

Submissions are due no later than *March 1, 1975*, and should be sent to—

Robert E. Fischer
Senior Editor (Architectural Engineering)

ARCHITECTURAL RECORD

1221 Avenue of the Americas New York, New York 10020
Telephone: 203/977-2011

CLASSIFIED SECTION

POSITIONS VACANT

Architects—We have many career openings for architects to serve as project architects for large designer-builder of medical and institutional facilities. Excellent companies. Good salary, bonus and car compensation packages. Send resumes with salary history. Management Recruiters of Green Bay, 115 S. Jefferson St., Green Bay, Wis., 54301. Or direct dial 414/437-4353.

VOLUNTEER PEACE CORPS/VISTA

Architects/planners needed for Peace Corps projects in Latin America, Africa, Asia; VISTA projects in 25 U.S. cities. Housing projects, design of schools, hospitals, community centers, rehab, university teaching, regional planning, etc. Expenses paid, travel, medical, vacation and living. Information: Lynn Rotenberg,

ACTION

ORC Box A-1, Washington, D.C. 20525.

Architect: Well established, design oriented midwest A-E firm with diverse, nationwide practice, serving major governmental, educational, and corporate clients, seeks imaginative, top flight design architect of proven capability. Will work closely with senior management. Returns commensurate with performance. Send resume and other details in confidence to Box 6544, Architectural Record.

Designer with Sales Experience—Established—Design—Engineering and Construction Firm seeks qualified individual to sell Interior Design Services in Western States. A minimum of five years experience is required. Interior Design degree desirable but not essential. We offer this excellent opportunity to a qualified individual, capable of meeting this rewarding challenge. Please submit a brief resume of qualifications. P-6843, Architectural Record.

The Department of Architecture in the School of Architecture and Urban Planning seeks a person with a background in the field of social and behavioral studies to teach courses related to man-environment studies and environmental design. The candidate should have a doctoral level degree or the equivalent. The University of Wisconsin is an equal opportunity/affirmative action employer. Send resumes to Prof. Robert M. Beckley, Chairman, Department of Architecture, University of Wisconsin-Milwaukee, Milwaukee, Wisconsin 53211.

The School of Architecture and Urban Planning of the University of Wisconsin-Milwaukee seeks a landscape architect with an urban orientation to teach site planning and development at the graduate and undergraduate levels in the Department of Architecture. The candidate should hold at least a Masters Degree in Landscape Architecture and should have experience in both teaching and professional practice. The University of Wisconsin is an equal opportunity/affirmative action employer. Send resumes to Prof. Robert M. Beckley, Chairman, Department of Architecture, University of Wisconsin-Milwaukee, Milwaukee, Wisconsin 53211.

Architect—Single practitioner wanted to associate with large diversified A/E practice for mutual benefit. Preferably southern New Jersey or Washington D.C. area. Reply to Box P-6902, Architectural Record. All Replies confidential.

POSITIONS WANTED

Financial Executive—Heavyweight-listed co. V.P., Controller—CPA (Big 8 exp.)—Attorney—Acquisitions, financial controls, taxes. Exp'd. real estate, construction industries. Combines technical skills with imagination. \$28-32,000 required. For resume: PW-6356, Architectural Record.

Graduate Architect: B Arch age 27 3 years experience. Seeking design-related position with responsibility. PW-6778, Architectural Record.

Registered Architect/Planner, 36, seeks responsible and challenging design oriented position at management level with progressive A/E or design-build firm. Over ten years of diversified experience including urban transportation planning with high quality architectural and engineering offices in New York City, NYC or Westchester County location preferred. Reply to: PW-6826, Architectural Record.

Architect, married, 32, registered in two states. California resident; will relocate. Have worked for large manufacturing firm and medium-sized architectural and planning firms; have been self-employed. Experience includes commercial & residential planning & design; project management; real estate negotiation; marketing. Right job opportunity more important than salary. PW-6793, Architectural Record.

Architect/Planner: NCARB, Florida Registration, and Registration of ARCUK-United Kingdom, Registrations for Commonwealth Countries and Republic of South Africa Pending. Presently chief Architect of one of the Large Development Company. 14 years diversified experience including 5 years in Europe, in all phases Contemporary Practice, including Conceptual Design, Design Development, Client Relationship, Programming. Seeks Affiliation or Position with Architect/Engineer/Developer. Will relocate for right opportunity. Reply to PW-6894, Architectural Record.

BUSINESS OPPORTUNITIES

PARTNERSHIP WANTED—Portion of architectural practice in Westchester, southern New York, or New England. Project Manager in large New York City firm, design oriented, varied experience, seeks equity participation. BO-6786, Architectural Record.

SPECIAL SERVICES

Artistic renderings, architectural and engineering models, commercial and public interiors, meaningful exterior and interior lighting, all subordinated to your design concept, can be ordered from "VITRUVIUS DESIGNS CORP.", Box 1316 Radio City Sta., New York, N. Y. 10019, (212) 586-7382.

Consulting group specializing in fountains and custom water displays, offers comprehensive design and engineering services. Architectural and traditional ornamental fountains, unique water shows, rain and special effects, programmed lighting and water displays. Excellent facilities. Contact: Ptolemy Associates, 3944 East Oakdale Ave., Pasadena, Calif. 91107 (213) 684-0957.

Parking Consulting—Edison Parking is a major national parking company in: (1) ownership and operation of 100 facilities in nine states; (2) consulting to architects for the functional design and economic analysis of parking facilities. The professionals and technicians of Edison's Consulting Division serve on the architect's team for development of a project, combining operating experience with design and economic disciplines. Background booklet and free Parking Design Checklist on request. Edison is a true independent consultant; we are not seeking architectural or engineering design work nor are we affiliated with any "package" building system. Contact Jerome Gottesman, Edison Parking Corp., 69 Academy Street, Newark, N.J. 201/643-3170.

Consultant in selection painting, sculpture, graphics. Former Associate Curator, Museum of Modern Art, N.Y. Inquire: Elaine L. Johnson, 251 E. 51 St., N.Y. 10022. 212-935-0459.

Architectural Renderings—Atlanta Archi- tectural Arts Finest quality architectural illustrations offered in a variety of mediums from ink line to full color tempera. Ten day service available to any location. For a cost quotation send site plan, floor plans, and elevations. Color brochure and samples available upon request. Atlanta Architectural Arts, P.O. Box 52871, Atlanta, Georgia 30305—Phone 404-262-1581.

Nationwide Architectural Arts, Inc.: We have introduced a new-5-day national service for Budget Renderings and Scale Models. This includes free-shipping via air express with plastic packing; plus lettering on matte (project/company). Budget Renderings are realistic, full-color with one main structure rendered (high rise accepted). Eye level views \$149.95-\$199.95; aerial views \$239.95-\$299.95. Budget Scale Models for presentation/photography \$89.95-\$489.95. Airmail drawings/information. Drawings acknowledged by phone (215) 946-0889. Budget services-address: Fulfillment Manager, P.O. Box 145, Fairless Hills, Pa. 19030. Highly complex projects-address: Design Director, P.O. Box 246, Trenton, N.J. 08602. Brochure-address: P.O. Box 615, Rochester, Mich. 48063. Terms: C.O.D. Our guarantee: Project Satisfaction or Money Refunded.

EQUIPMENT FOR SALE

MOVE UP A BETTER IDEA



MOORE OVERHEAD CLOTHES STORAGE SYSTEMS

Clothing stored overhead, where it should be. A complete standardized system—overhead grid supports, elevating Lockerbaskets, bench units. Thrifty, attractive, sanitary.

Write for free catalogue.

THE MOORE COMPANY
1329 Quarrier St., Charleston, W. Va.
516 Fifth Ave., New York, N. Y.

When Answering

BOX NUMBERS

to expedite the handling of your correspondence and avoid confusion, please do not address a single reply to more than one individual box number. Be sure to address separate replies for each advertisement.