

ARCHITECTURAL RECORD



Record Houses of 1958

20

*of the year's finest architect-designed
houses shown in
308 photographs, plans and drawings*

Mid-May, 1958

5 New Built-In Ideas



1

NEW... DRAWER-TYPE BUILT-IN FOOD CENTER

Now . . . the NuTone Food Center can be built **INSIDE** kitchen cabinet **DRAWER**. Food Center is ready for instant use as a Mixer, Blender, Sharpener, Juicer, and Meat Grinder. **ONE Motor for all!**

← SEE LARGE COLOR PHOTO →



2

NEW... OVEN HOOD-FAN FOR BUILT-IN OVENS

Protect wood or steel kitchen cabinets from damage caused by scorching heat when the oven door is opened. NuTone's Oven Hood-Fan exhausts excess oven heat without disturbing baking temperatures.



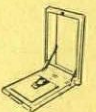
3

NEW... INTERCOM RADIO AND MUSIC SYSTEMS

A "Home Broadcasting" network to save time and energy for busy homemakers. No need to walk to far-away rooms to call the family. It also "pipes" recorded music and radio all through the home.

4

NEW... FOLD-AWAY BATHROOM SCALE



No more stumbling . . . no more fumbling with portable scales. NuTone's Built-in Scale is completely recessed . . . It folds out of the way when not in use. Keeps the floor uncluttered and tidy.

5

NEW... CEILING HEATER, EXHAUST FAN and LIGHT



Here's a remarkable built-in for your bathrooms. It's a Ceiling Heater plus an Exhaust Fan plus an Overhead Light. Has 2 fan blades — one for circulating warm air — another for exhausting odors.

Write for
Catalogs &
Installation
Data

- Kitchen Built-Ins
- Bathroom Built-Ins
- Sound Systems

NuTone

Electrical Built-Ins
For Homes

NUTONE, Inc., Dept. R, Cincinnati 27, Ohio

ARCHITECTURAL RECORD

MID-MAY 1958

INTRODUCTION

The New House of 1958. By Herbert L. Smith, Jr. 68

TWENTY HOUSES OF THE YEAR

A Controlled Environment. PHILIP HISS, Designer and Owner. Location: Sarasota, Florida 74

The Formal House in the Country. JOHN E. PEKRUHN, Architect. Mr. and Mrs. George Foster, Owners. Location: Pittsburgh, Pennsylvania 80

Bold Interplay of Forms. VICTOR LUNDY, Architect. Mr. and Mrs. Samuel H. Herron, Jr., Owners. Location: Venice, Florida 86

A House Around an Atrium. GEORGE T. ROCKRISE, Architect. Mr. and Mrs. Dunbar Carpenter, Owners. Location: Medford, Oregon 92

A Pavilion For Living. ULRICH FRANZEN, Architect. Mr. and Mrs. Richard Beattie, Owners. Location: Rye, New York 98

A House of Linked Pavilions. AECK ASSOCIATES, Architects. Mr. and Mrs. Howard Callaway, Owners. Location: Callaway Gardens, Georgia 104

Adobe Shields a Congenial House. KNORR-ELLIOTT ASSOCIATES, Designers. Mr. and Mrs. Robert Hilmer, Owners. Location: Atherton, California 110

A Windowless Courtyard House. LAWRENCE, SAUNDERS AND CALONGNE, Architects. Dr. and Mrs. Ben Freedman, Owners. Location: New Orleans, Louisiana 116

Slated: The Curtain Wall. KECK AND KECK, Architects. Mr. and Mrs. Walter D. Gray, Owners. Location: Olympia Fields, Illinois 122

In The Tropical Tradition. ROBERT B. BROWNE, Architect. Mr. and Mrs. Kenneth McClave, Owners. Location: Key Biscayne, Florida 128

In The Northwest Tradition. PAUL A. THIRY, Architect. Mrs. Allison T. Wanamaker, Owner. Location: Seattle, Washington 134

Compact Delight. CHARD F. WEBB, Architect and Owner. Location: Phoenixville, Pennsylvania 140

Accent On Vertical Space. NELSON AND CHADWICK, Architects. Mr. and Mrs. James T. Kirkpatrick, Owners. Location: Kalamazoo, Michigan 146

A Small Lot Well Used. KILLINGSWORTH-BRADY-SMITH, Architects. Mr. and Mrs. Richard Opdahl, Owners. Location: Long Beach, California 152

COVER:

House in Connecticut by John MacL. Johansen, Architect.
Photo by Robert Damora

ARCHITECTURAL RECORD
Mid-May 1958 Vol. 123 No. 6
Copyright 1958
by F. W. Dodge Corporation
with all rights reserved.
Copyright not claimed by
F. W. Dodge Corporation on
Color illustration on front
cover or on color
illustrations on pages 68,
86, 104, 122, 140, 158, 176,
and 193. ARCHITECTURAL
RECORD (combined with
AMERICAN ARCHITECT and
ARCHITECTURE) is published
monthly, except May 1958
when semi-monthly,
by F. W. Dodge Corporation,
10 Ferry Street, Concord,
New Hampshire.
Editorial and
executive offices: 119 West
40th Street, New York 18,
New York. Western editorial
office, 2877 Shasta Road,
Berkeley 8, California.

continued on next page

Staff of Architectural Record

MANAGING EDITOR
Emerson Goble

CONSULTING EDITOR
John E. Burchard

SENIOR EDITORS
James S. Hornbeck, A.I.A., *Features*
Elisabeth Kendall Thompson, A.I.A., *West*

ASSOCIATE EDITORS
Robert E. Fischer, *Engineering*
Florence A. van Wyck, *Production*
Jeanne M. Davern, *Assistant to Managing Editor*
Herbert L. Smith, Jr., A.I.A., *Houses*
Mildred F. Schmertz, *Design*
John T. Weeks

CONTRIBUTING EDITORS
Ernest Mickel, *Washington*
Dan Street, *Washington*
John Caulfield Smith, M.R.A.I.C., *Canada*

ASSISTANT EDITORS
Margaret R. Fuerst, *Engineering*
Dianne Thomas

EDITORIAL ASSISTANTS
Helen E. Cook, *Production*
Pamela C. Forcey, *Assistant to Editor*

DESIGN
Eugene H. Hawley, *Director*
Burt Kramer
Mary Ann Godfrey

CONSULTANTS
Thomas S. Holden, *Industry Relations*
George Cline Smith, *Economics*
Clyde Shute, *Statistical*
Clifford Dunnells, Jr., *Field Research*
Daniel J. Howe, Jr., *Public Relations*
Sigman-Ward, *Drafting*

PUBLISHING DIRECTOR
H. Judd Payne

GENERAL MANAGER
Robert F. Marshall

CIRCULATION MANAGER
Marshall T. Ginn

Officers of F. W. Dodge Corporation

CHAIRMAN OF THE BOARD
James McV. Breed

VICE CHAIRMAN OF THE BOARD
Paul Abbott, Thomas S. Holden

PRESIDENT
Howard Barringer

EXECUTIVE VICE PRESIDENTS
Irving W. Hadsell, Chauncey L. Williams

VICE PRESIDENT AND TREASURER
Howard M. Thompson

VICE PRESIDENTS
Julius T. Little, Robert F. Marshall,
T. Oliver Morgan, O. O. Paulsell,
H. Judd Payne, George Cline Smith

REGIONAL VICE PRESIDENTS
Carl S. Bennett, Clinton C. Bennett,
Ralph M. Hairston, Roy J. Hard,
Arthur D. Prior, Richard H. Ray,
William H. Hatch

ASSISTANT VICE PRESIDENT AND COMPTROLLER
Edwin H. Freed

ASSISTANT VICE PRESIDENTS
Walter F. DeSaix, Clifford G. Dunnells, Jr.,
Gault Eastman, Clyde Shute, Marc Wayne

SECRETARY
Sanford D. Stockton, Jr.

ASSISTANT SECRETARIES
William C. Breed, Jr., George W. Morgan

ASSISTANT TREASURER
Irving B. Satin

Economy in Court House Design. NEUHAUS AND TAYLOR, Architects. 158
Mr. and Mrs. Harwood Taylor, Owners. Location: Houston, Texas

Order On An Irregular Site. WILLIAM FLETCHER, Architect and Owner. 164
Location: Portland, Oregon

Disciplined Romanticism. JOHN MACL. JOHANSEN, Architect. Location: 170
Connecticut

A Four-In-One Scheme. RICHARD E. BARINGER, Architect. Dr. and Mrs. 176
Stanford R. Gamm, Owners. Location: Highland Park, Illinois

Variations On Space. BURK, LEBRETON AND LAMANTIA, Architects. 182
Mr. and Mrs. Samuel E. Hale, Owners. Location: Lake Charles, Louisiana

A High-Flying House. MARCEL BREUER, Architect. Mr. and Mrs. Rob- 188
ert J. Starkey, Owners. Location: Duluth, Minnesota

DESIGNERS OF RECORD HOUSES OF 1958 194

PRODUCTS FOR THE HOUSE 7

MANUFACTURER'S LITERATURE 214

OF PARTICULAR ASSISTANCE TO THE MANAGING EDITOR AND STAFF in preparation of this issue were:
Herbert L. Smith, Jr., editor-in-charge; Dianne Thomas, Assistant Editor; Marjorie B. Noyes
and Barbara L. Cash, cover and page design and drawings; Margaret R. Fuerst, products and
literature; Florence A. van Wyck, editorial production; Mary Ann Godfrey, art production.

OTHER F.W. DODGE SERVICES: Dodge Reports-Dodge Construction Statistics-Sweet's Catalog Services-
Dodge Books-Dodge Mailing Service-The Modern Hospital-The Nation's Schools-College and
University Business-Hospital Purchasing File-Chicago Construction News-Daily Pacific Builder-
Denver Daily Journal-Real Estate Record & Builders Guide.


Members of Audit Bureau of Circulation and Associated Business Publications.

ARCHITECTURAL RECORD is indexed in Art Index, Industrial Arts Index and Engineering Index.

Every effort will be made to return material submitted for possible publication (if accompanied
by stamped, addressed envelope), but the editors and the corporation will not be responsible for
loss or damage.

Subscription prices: Published monthly except May 1958 when semimonthly. U.S., U.S. Possessions
and Canada; \$5.50 per year; other Western Hemisphere countries, Spain, to those who by title
are architects and engineers, \$9.00 per year. Single copy price except Mid-May 1958 issue \$2.00;
Mid-May 1958 issue \$2.95. Beyond Western Hemisphere, excluding Spain, to those who by title
are architects and engineers, \$9.00 per year for 12 monthly issues not including Mid-May 1958
issue. Subscriptions from all other outside U.S., U.S. Possessions and Canada for 12 monthly issues,
not including Mid-May issue, \$24.00 per year. Change of address: subscribers are requested to
furnish both the old and new address, sending if possible stencil impression from magazine
wrapper; allow four weeks for change.

d'Cor...




Complete weather integrity allows any exterior use.



Note the clean, crisp styling. Even the shock bumpers are concealed from view—no "tacked on" afterthoughts mar d'Cor's rich appearance.

Only d'Cor offers this truly flush, trackless threshold. Wide, flat surface of nylon tired, ball bearing rollers assures silent sliding action and longest possible life... and, there's nothing to trip over!



Member SLIDING GLASS DOOR AND WINDOW INSTITUTE.



NUDOR

MANUFACTURERS OF HI-LO, NUDOR, d'COR ALUMINUM SLIDING GLASS DOORS AND NUDOR HORIZONTAL ROLLING GLASS WINDOWS
7326 Fulton Avenue, North Hollywood, California

AMONG SLIDING GLASS DOORS THERE'S NO "APPROVED EQUAL!"

And to help you prove it to yourself, we have included our specifications... check them against the specs of any other door, regardless of price, and you'll agree the d'Cor has no "approved equal." Its dramatic, functional styling and its advanced engineering design share equally as reasons for its great popularity, both with architects and builders. Its many exclusive features set it apart from all other sliding glass doors; whenever your plans call for the finest available, you can specify the d'Cor by Nudor with full confidence!

SPECIFICATIONS

- GENERAL**—All aluminum sliding glass door frames as shown on plans shall be d'Cor aluminum sliding glass doors as are manufactured by Nudor Manufacturing Corporation, 7326 Fulton Avenue, North Hollywood, California.
- MATERIALS**—**A. Structure:** Frame and sliding sections shall be fabricated from extruded 6063-T5 aluminum alloy custom shapes and alumilited Alcoa Spec. 204-R-1. **B. Weathersealing:** Doors shall be completely weather sealed using Schlegel certified, densely woven, mildew-proofed and silicone treated wool pile weatherseal. **C. Fasteners and Fittings:** Metallic fasteners and fittings shall be stainless steel, aluminum, cadmium plated steel or otherwise corrosion resistant.
- DESIGN**—**A. General:** Sliding and fixed sashes shall be engineered around standard size 1" insulation and 1/4" plate glass. Rabbet design shall conform to specifications established by insulation glass manufacturers. Glass stops shall snap into sash members by action of independent, spring steel clips. **B. Structure:** Sliding section shall be bottom rolling on grease-packed and sealed radial ball bearing, line-contact nylon roller assemblies, fully adjustable and accessible from the outside of sashes. Moments of inertia on following shapes are not to be less than: fixed interlocker .449 in.⁴ and sliding interlocker .395 in.⁴ on an axis parallel to the glass. All Schlegel wool pile shall be shielded by a solid barrier. Lockstile shall interlock into lock jamb. Interlockers shall be baffled to decrease infiltration. Threshold shall be of flush trackless design sloped to exterior and shall have weeps for drain. **C. Styling:** Sash frame members shall be sculptured design that blends joining of horizontal and vertical members into clean, concealed joints. Screws and bumpers, top and bottom, shall be hidden from view.
- HARDWARE**—**A. Pulls:** Handle shall be d'Cor contour pull, both on exterior and interior. Pull insert and escutcheon shall be d'Cor charcoal grey. **B. Locks:** Each door unit shall have a spring locking jam-proof adjustable deadbolt night latch. Five-pin Schlage masterkeying cylinder mounted flush to exterior is optional.
- ASSEMBLY**—Unit to be shipped in knocked-down condition. All components, sub assemblies and fittings shall be furnished.
- INSTALLATION**—**A. Erection:** Erection shall be done in accordance with factory specifications under separate contract arrangement. **B. Glazing:** Glass and glazing shall be furnished by others under separate contract arrangements.
- SCREENS**—Sliding screens shall be bottom rolling and spline guided on adjustable nylon rollers. Screen framework shall be fabricated 6063-T5 hollow aluminum shapes. Screen shall be fitted with 18 x 14 mesh aluminum wire cloth; 18 x 14 mesh fiberglass wire cloth optional. Night latch shall be furnished for interior latching.

Look for our catalog in SWEETS ARCHITECTURAL or LIGHT CONSTRUCTION file... or write for your free copy.



SCORBORD

TRADEMARK

NEW member of the STYROFOAM® family cuts fitting time up to 80% in foundation perimeters and cavity walls

Scorbord* is a real "snap" to use!


This newest rigid insulation board actually reduces sawing, cutting and fitting time to a bare minimum. Why? Simply because it can be snapped off to almost any desired width. Clearly marked pre-scorings at strategically located intervals make fittings easy as can be. Your labor costs go down, while the quality of your house goes up!

Developed by Dow after more than a decade of experience with Styrofoam*, Scorbord is specifically designed for use

along the edges of concrete slabs, along foundations and in cavity walls. Its many outstanding properties (see below) give it *permanent* insulating efficiency and unyielding resistance to water and moisture.

Scorbord has a compressive strength of over 2,000 lbs. per sq. ft. It has excellent strength and rigidity, yet weighs only 2.4 oz. per board foot, making it the lightest of all commonly used rigid foam insulations. It has no food value to attract rodents or other vermin and effectively resists rot, mold and deterioration.




PROPERTIES OF SCORBORD



Thickness	1 inch	Thermal Conductivity ("K" factor)	Less than 0.28 at a mean temp. of 40°F.
Width	24 inches	Water Resistance Properties	Capillarity—none
Length	8 feet		Water absorption—less than 0.1 lbs/sq. ft.
Density	2.5 lbs/cu. ft. average		(Water pickup on surface of samples tested under a 10' head of water for 48 hours.)
Compressive Strength	2,000 lbs/sq. ft. minimum		

SCORE MARKS are positioned to provide boards of 3, 4, 8, 9, 12, 17, 20, 21, or 24 inches in width.)

USE SCORBORD FOR

VERTICAL PERIMETER INSULATION	
HORIZONTAL PERIMETER INSULATION	
CAVITY WALL INSULATION	



Ask a Building Supply Dealer for this new descriptive folder on Scorbord, or write to us for your copy. THE DOW CHEMICAL COMPANY, Midland, Michigan, Plastics Sales Dept. 1907G.

*SCORBORD and STYROFOAM are trademarks of The Dow Chemical Company

YOU CAN DEPEND ON



the Finishing Touch for ANY Home

HI-FI-LITE

BY *Lowell*

**THE PERFECT COMPANION
FOR MODERN, OUTDOOR LIVING!**

Now, a home owner can give added pleasure to family and friends with this unique combination. HI-FI-LITE is a beautiful light fixture combined with a sound-diffusing baffle for a choice of high-fidelity speakers. *Easy to install . . . economical to operate.*

Gold or midnight black.
Eight models to choose from—
with or without light and support pipe.

Ideal for swimming pools, patios,
gardens, golf clubs, terraces and
recreation areas where high-quality
sound is demanded for low level
distribution.

HEARD EVERYWHERE
Lowell
®

For full information write:

LOWELL MANUFACTURING COMPANY

3030 Laclede Station Road • St. Louis 17, Mo.

IN CANADA:

Atlas Radio Corp., Ltd., 50 Wingold Ave., Toronto 10, Ontario

see our catalog in



or write for copy

PRODUCTS FOR THE HOUSE

Every year manufacturers bring to the market a wide selection of new materials and equipment which is designed—by some of America's best talent—to make the modern home more comfortable, convenient, and beautiful. A cross-section of these products, available now in most areas of the country, is reviewed on the following pages. In addition, manufacturers constantly search for ways in which their products can serve more efficiently within the total context of the modern house. Below is the story of one of these investigations and the product it yielded: a revolutionary bathroom plan . . .



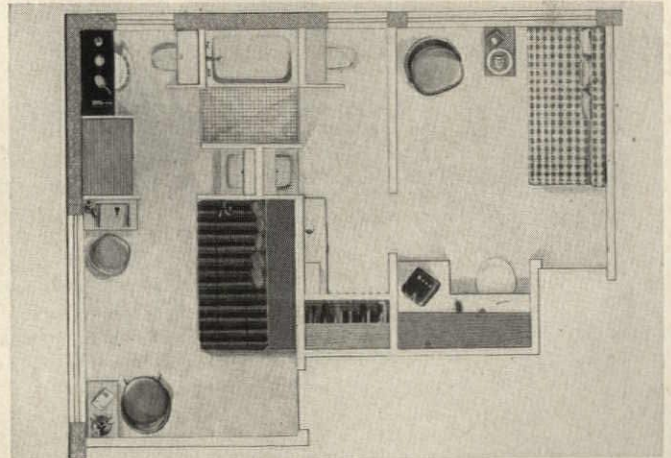
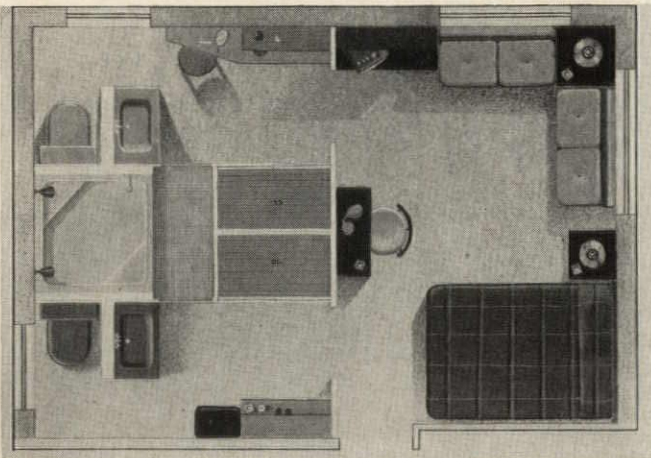
THE "PRIVAZONE" CONCEPT

A new concept in bathroom planning has been introduced which completely reorganizes the arrangement of fixtures and use of space in modern bedroom-bathroom-dressing room areas. "Privazoning," as it is called, relates these areas in such a way as to afford each member of the family more privacy and convenience.

Research done by the Plumbing Fixtures Manufacturers Association showed that homeowners were dissatisfied with conventional bathroom schemes because only one person could use them at a time with any measure of privacy; the resulting traffic bottleneck was exaggerated by the additional load placed on bathrooms by dressing and personal grooming.



Privazoning was developed as a solution to the bath-

room traffic problem. The new plan creates a private "dressatory" for each member of the family. The dressatory is, in each case, located just off the bedroom, and includes a clothes closet, dressing table, mirror, sink, and partially partitioned water closet. The plumbing fixtures are backed up by twin fixtures on the other side of a full-length partition which separates the dressatories. A tub and shower room is located between the two dressatories, with direct access from both. The bedroom area is left free from closets and grooming facilities, so space is available for chairs, tables, television and other lounge equipment. Below: plans and cross sections of "master privasuite" (left) and "junior privasuite" (right). *more products on page 10*





Now . . . from Lennox research . . . a new idea:
"Blocks of Comfort" that combine to form
 the first true All-year Comfort System



In any climate, in any season . . .

INCOMPARABLE AIR CONDITIONING


The cleanest, freshest indoor air ever known, cooled throughout each living or working area. The cooling unit features Ripple Fin aluminum coils for extra strength, unique angle design for free air flow. Cabinet: 26" or 34" wide, 24" high, 28" deep. Capacity: two to ten tons; in combinations, to 60 tons.

INCOMPARABLE HEATING

Exclusive "accordion-type" heat exchanger of lifetime aluminized steel wrings maximum heat out of fuel for utmost comfort, economy. Use gas, oil, electricity; or the new Landmark Heat Pump, which heats (and cools) electrically. Cabinet: 26" or 34" wide, 19" or 28" high, 28" deep. Capacity: 68,000 to 378,000 Btuh (input).

INCOMPARABLE AIR HANDLING

A big, two-speed blower, cushioned on live rubber in a roomy, sound-conditioned cabinet, "floats" large volumes of air through the Landmark—in a straight line and unimpeded by obsolete dampers, so it's extra quiet. Vibration is virtually eliminated. Draft-free comfort is assured. And the over-size, efficient Lennox Hammock Filter cleans air more efficiently (up to four times cleaner) than any other filter known. Cabinet: 26" or 34" wide, 28" or 35" high, 28" or 42" deep.



*Your Lennox Comfort Craftsman
 is ready with more than 140
 Lennox products to fill your needs!*


This dependable man, who has been trained in a Lennox factory by Lennox engineers, is the one man in your community who's prepared to handle all your requirements—from plans to installation. He's ready now with complete information about Lennox products. Find his name in the Yellow Pages.

LANDMARK*

NOW... WITH THE LANDMARK...
NO MORE COMFORT COMPROMISE



COOLING ADEQUATE, HEATING UNBALANCED, as the abundant air circulation required for cooling becomes excessive in heating months. (Compromise on winter comfort.)




HEATING ADEQUATE, COOLING UNBALANCED—with an ordinary system that can't handle high daytime temperatures, heavy sun exposure. (Compromise on summer comfort.)



HEATING JUST RIGHT, COOLING JUST RIGHT—with a Landmark, made-to-measure for your heating needs, your cooling needs, however special they may be. (No comfort compromise. Delightfully comfortable indoor air, cleaned and freshened as never before, the whole year 'round.)

by **LENNOX** the **LEADER**



Separate comfort components—
for cooling, heating, air handling—
precisely fitted to the climate and
specific comfort needs of any
home, shop, store or office! The
ultimate in quality: super-quiet,
super-efficient, low in operating cost!

Now, for the first time, you can specify heating and cooling to meet your needs *exactly!* For here is not the usual pre-packaged furnace with cooling added. Instead, the Landmark consists of *separate* comfort components—*blocks of comfort!*

Why separate? That's so you can select, with the help of your Lennox Comfort Craftsman, the *one* right heating unit, cooling unit, air handling unit for your needs. Combined, they form the Landmark—the *only* system that provides heating and air conditioning *made-to-measure* for any climate and comfort requirement—the finest comfort system you can choose.

Overcomes all problems

The new Landmark idea, more than four years in development, makes entirely new applications of time-tested Lennox heating and air conditioning principles. Separate units function as one—effortlessly—with efficiency no other system can match. There's no "comfort compromise" with Landmark—no "adequate heating but unbalanced cooling," no "adequate cooling but unbalanced heating." Both cooling and heating are perfectly balanced, for perfect comfort all year long.

Superb quiet is now a reality. There are no sudden "ticks" or thumps, no vibrations, no annoying air surges. Fuel bills are lower, for air travels in "slow motion" to pick up all the cooling it can hold—or all the heat in winter—as it passes through the Landmark. Installation time is reduced by as much as three hours. (More details on the opposite page.)

Whatever your comfort requirement, for home, shop, store or office, find out how ideally the new Landmark can fill your need. See your local Lennox Comfort Craftsman, Sweet's, or write Lennox, Dept. AR-85, Marshalltown, Iowa.

*Trade Mark



more families buy **LENNOX**



© 1958, Lennox Industries Inc., founded 1895; Marshalltown and Des Moines, Ia.; Syracuse, N. Y.; Columbus, O.; Decatur, Ga.; Ft. Worth; Los Angeles; Salt Lake City. In Canada: Toronto, Montreal, Calgary, Vancouver, Winnipeg.



with any other type of vapor seal on the market!

ONLY *PM OFFERS ALL OF THE FEATURES NECESSARY TO PROVIDE A TRUE, IMPERMEABLE VAPOR SEAL AGAINST MOISTURE MIGRATION.



COMPARE the strength... "PM" maintains its permeance rating even after being subjected to the pouring of aggregate, trundling of wheelbarrows and installation foot traffic. Resists rupturing and tearing. How many other materials will perform like this? COMPARE the ease and speed of providing a permanent installation... "PM" may be laid directly over the tamped grade or fill. Ideal for all types of construction; basement, crawl-space and slab-on-grade.

We sincerely advise and invite your comparison of "PM" against all other "so called" vapor barrier products on the market . . . before you specify or install your next vapor seal be sure it meets these Sealtight standards of quality: permeance rating of only .0066 . . . resistant to rot, mold and termites . . . strong enough to resist puncturing . . . expandable . . . quickly, easily installed . . . only "PREMOULDED MEMBRANE" meets them all. "PM" is actu-

ally the most economical vapor seal on the market when you consider the reduced maintenance and redecorating costs realized through the complete elimination of moisture migration into the structure. COMPARE the permeance ratings . . . as you can see by the chart below, "PREMOULDED MEMBRANE" is over 16 times more impermeable than the next ranking material.

MATERIAL	WATER VAPOR TRANSMISSION (in *perms)
"PREMOULDED MEMBRANE"	.0066
Polyethylene Film (.004 in. thick)	.097
55 pound roll roofing	.030
Duplex paper (coated both sides reflectors material, reinforced)	.304

*PERMS—grains per square foot per hour per inch of mercury difference in vapor pressure at standard test conditions.



PRODUCTS

- "PREMOULDED MEMBRANE" Vapor Seal
- "HYDROMAT" Asphalt Liners
- "DURAJOINT" PVC Waterstops
- "CORKTITE" Perimeter Insulation
- PAVING PRODUCTS: Expansion Joints, Center Strip, Hot and Cold Rubber Asphalt Seal, Hot and Cold JFR Joint Seal, Curing Compounds and many others.


***Premoulded Membrane** ...the industry's TRADEMARK

only TRUE, impermeable vapor seal.

WRITE TODAY for complete information . . . request the "PM" Design Manual and series of "Tech-Tips."


W. R. MEADOWS, INC.
4 KIMBALL ST. • ELGIN, ILLINOIS

PRODUCTS FOR THE HOUSE



King-Size Ceramic Floor Units

A new large-sized line of *Crystal-Glazed* ceramic floor tile combines the popular appearance of "big squares" with the advantages of a durable, frost-proof ceramic flooring. The new line includes fifteen colors and seven shapes: 12 by 16, 12 by 12, 6 by 12, 6 by 6, and 4 1/4 by 4 1/4 in. rectangles; 3 in. hexagons and 4 1/4 in. octagons. (Smaller sizes are not frost-proof.) According to the manufacturer, the rugged tiles can be used outside as well as in. *Stylon Corp., Milford, Mass.*









Retractable Sewing Machine Base

The latest addition to Mutschler's line of special purpose storage units is a 24 in. wide base cabinet designed to hold any standard sewing machine head. The machine is mounted on retractable wood slides which extend to 39 in.; a leg with a wheel caster gives additional support. Available in a choice of natural or color-finished hardwoods, the cabinet comes in a regular 36 in. counter height with a full sized drawer. A drawerless unit 32 in. high is also available. *Mutschler Brothers Co., Napanee, Ind.*

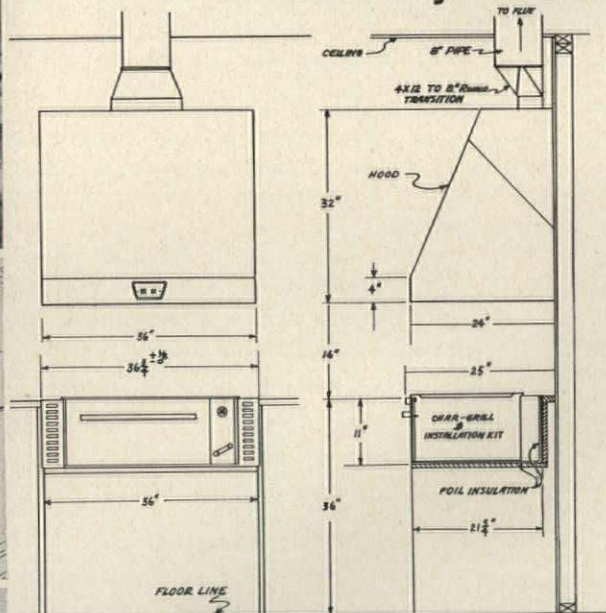
more products on page 16

Majestic CHAR-GRILL

Outstanding custom barbecue built-in for today's distinguished homes



Installs in wood, metal or masonry in any kitchen or patio plan!



Majestic's new Char-Grill is the natural choice for the many architect-planned homes where a built-in barbecue is desired. This unique barbecue unit is of sturdy angle-iron type steel construction, finished in black enamel and trimmed with chrome and stainless steel. It features a removable, handle-adjustable fire pan, front access door and two-piece lift-out grille. With its own high capacity Vent-Hood (equipped with built-in 400 CFM exhaust blower) it forms the complete ensemble for delicious charcoal broiling and barbecuing.

The Majestic Char-Grill "plans in" so naturally, too. A special 36" wide installation kit provides extra clearance when the unit is placed in wood or metal cabinetry.

Architects and clients alike admire the new Majestic Char-Grill for its distinctive clean-line styling and easy adaptability.

Specify Majestic Char-Grill and Vent-Hood. Write for full details.

The **Majestic** Co., Inc. 528 Erie Street, Huntington, Ind.

MANUFACTURERS OF QUALITY BUILDING PRODUCTS SINCE 1907



Preformed circulator fireplaces



Fireplace dampers and smoke domes



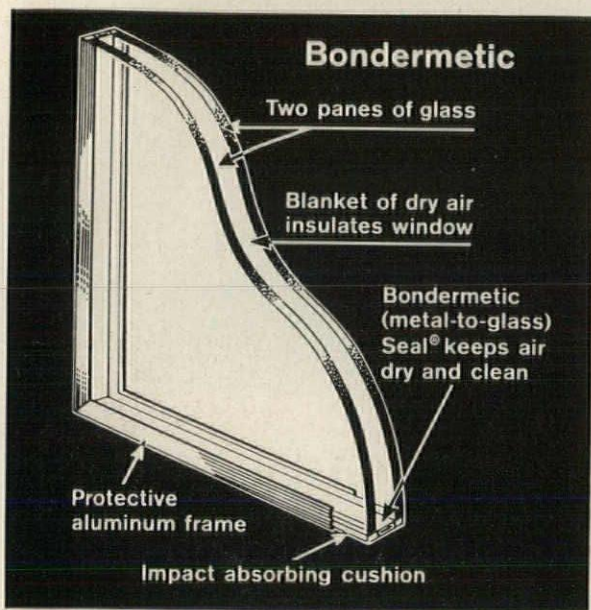
Underground garbage and trash receivers



Send \$1 For Fireplace Book Big 76-page manual of plans, specifications, ideas and instructions for indoor and outdoor fireplaces and barbecues. Over 200 illustrations.

INSULATING GLASS NEW PEAKS

...and you have a



**THERMOPANE WITH BONDERMETIC SEAL
HAS CUSHIONED ALUMINUM FRAME.**

Architect: Bellman, Gillett & Richards, Toledo



L·O·F has topped off its 15 years of success with *Thermopane*® insulating glass by the introduction of two new types of units. This enables the architect to select for his clients glass insulating units especially suited to the insulation, economy and quality requirements of the particular building.

Full information on these two types of units can be obtained from your L·O·F Glass Distributor or Dealer. However, we believe you will find these facts helpful reference material as you work out your design problems.

Thermopane WITH BONDERMETIC SEAL

(recommended for all window areas, window walls and sliding doors)

The *Bondermetic Seal* has been time-proven in more than 7,300,000 units. The metal-to-glass seal prevents infiltration of moisture and dirt into the dehydrated, insulating air space.

Now, this unit is further protected by an impact-absorbing, cushioned aluminum frame. The glass edges are clean-cut, not ground, and are therefore stronger. They are cushioned within the frame by a special, pliable mastic. The frame also makes handling and installation easier. This type of *Thermopane* is made in two thicknesses.

½-INCH *Thermopane* is made of two lights of ⅛" polished plate glass, or DSA window glass, with ¼" air space, in 50 standard sizes.

Thermopane made with DSA glass is economical double-glazing. While made with quality window glass, it does not provide the clarity of vision and good exterior appearance attained with polished plate glass.

1-INCH *Thermopane* is made of two lights of ¼" polished plate glass with ½" air space, in 60 standard sizes. This *Thermopane* provides excellent thermal insulation, combined with clearer vision so important for picture windows and window walls.



Thermopane
INSULATING GLASS

NOW REACHES OF PERFECTION

choice of two kinds!

REDUCES HEAT LOSS—As compared to single glass, heat loss through insulating glass with $\frac{1}{4}$ " air space is reduced 44%. With $\frac{1}{2}$ " air space, heat loss is reduced 50%.

MUFFLES NOISE—*Thermopane* keeps interiors quieter. Units 1" thick reduce noise transmission 44% compared with $\frac{1}{4}$ "-thick single glass.

KINDS OF GLASS—*Thermopane* can be made on special order with heat absorbing, glare reducing, tempered and patterned glass.

GLASSEAL® *Thermopane*

(recommended for standard-size window sash—wood or metal)

L·O·F's new GlasSeal *Thermopane* is made of DSA sheet glass. The uniformly rounded, smooth, true edges make it easier and faster to glaze.

The dehydration seal is located on the edge, and is covered by the sash after glazing. This provides protection against damage during window cleaning.

With GlasSeal *Thermopane* available for standard wood and metal sash, it is easier to insulate all windows . . . make houses and buildings more comfortable year 'round . . . reduce heating and air-conditioning costs.

GlasSeal *Thermopane* is a factory-fabricated insulating unit. It cannot be cut or altered. It can be used at altitudes up to 3,000 feet. Glazing information available upon request.

STANDARD SIZES—Now available in five standard sizes: $45\frac{1}{2}$ " x $25\frac{1}{2}$ ", $42\frac{1}{2}$ " x $22\frac{1}{2}$ ", 36 " x 24 ", $34\frac{11}{16}$ " x $22\frac{11}{16}$ " and 32 " x 16 ".

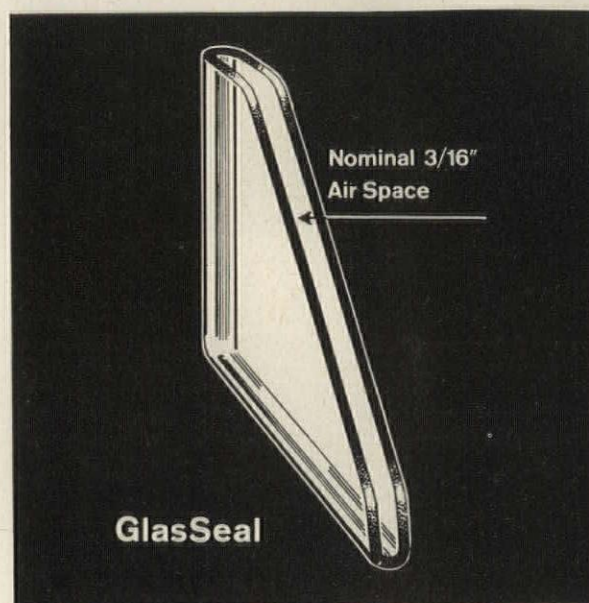
Special sizes can be fabricated in production run quantities of 500 units or more.

KIND OF GLASS—GlasSeal *Thermopane* has a nominal $\frac{3}{16}$ " air space. Total thickness of units, $.45$ " $\pm .050$.

For further information, contact your L·O·F Distributor or Dealer (listed under "Glass" in the Yellow Pages) or write to:


LIBBEY·OWENS·FORD
a Great Name in Glass

608 Madison Avenue • Toledo 3, Ohio



**NEW GLASSEAL THERMOPANE SETS NEW
QUALITY STANDARDS FOR ALL-GLASS
INSULATING UNITS.**

GlasSeal Thermopane is used in the vents, and $\frac{1}{2}$ " *Thermopane* with *Bondermetic Seal* in the large lights, of this sash—manufactured by Carr, Adams & Collier.





NEW BEAUTYWARE BRASS FITTINGS

—a new and different concept in plumbingware fittings with smooth sculptured lines in gleaming chrome-plate. If desired, interchangeable color inserts can be matched to any of the Briggs colors.

A complete line of plumbing fixtures for residential, commercial, and industrial buildings.

Briggs ideas that help sell more homes

An Early American bathroom achieved with contemporary materials

Imaginative use of modern materials can make your home a "stand-out"! This Briggs Beautyware bathroom, for instance, combines modern wall paneling, tiles and flooring to create an eye-catching Early American effect. And, of course, the key to this design is Briggs Beautyware—as contemporary as the materials used. Smoothly contoured lines, newly-designed brass fittings and six compatible colors—Sky Blue, Sea Green, Coral, Sandstone, Pearl Gray and new Autumn Yellow—allow full freedom of expression. Give your homes added appeal, added distinction. Build with Briggs Beautyware.

BRIGGS MANUFACTURING COMPANY • WARREN, MICH.

BRIGGS

B E A U T Y W A R E



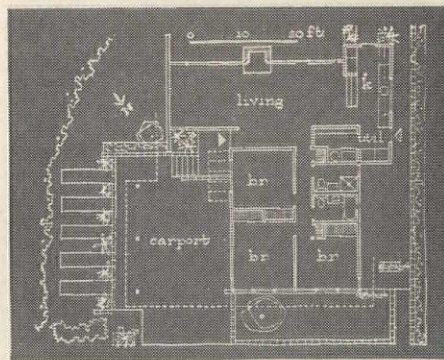

PRESSURE-TREATED LUMBER

HELPS CREATE
A VISUALLY
EXCITING

HILLSIDE HOUSE



A.I.A. Award of Merit, Merchant Builder
Architects: A. Quincy and Frederick E. Emmons
Builder: Pardee-Phillips Construction Co.



A hillside is always a challenge . . . one which offers real opportunity for creative design, construction and integration.

Now—with Wolmanized® pressure-treated lumber the limitations of using wood in hillside designing have been eliminated!

Moisture, masonry contact, nearness to the ground—are no longer restrictive factors. Wolmanized pressure-treated lumber offers complete protection against termite and decay damage . . . not only in residential construction, but in light and heavy commercial construction, too.

Wolmanized lumber, whether in dimension or as glulam timber, retains all of the *versatility* and *flexibility* of wood. And most important, it has built-in protection against decay and termites!

Wolman Preservative Department, Koppers Company, Inc. W-34
751 Koppers Building, Pittsburgh 19, Pennsylvania

Please send me the 16-page Booklet on the use of Wolmanized pressure-treated lumber in light and heavy construction.

Name _____

Firm _____

Address _____

City, Zone, State _____



Wolmanized® Lumber



Built-In Indoor Barbeque

Outdoor cooking comes indoors with a new automatic broiler and grill that can be built into kitchen, den or patio. The unit comes with a 15 in. revolving aluminum griddle, a chrome plated grill and an electric spit for all types of "outdoor" broiling, grilling or barbecuing. Radiant heat for cooking is supplied by a bed of ceramic refractory "coals" that is brought to broiling temperature in only eight minutes by a 38,000 Btu gas burner. Well insulated on all sides, the *Victor* built-in barbecue can be installed in wood cabinets as well as built-in with brick or ceramic tile. *Nelson Mfg. Co., 236 S. Brand Blvd., Glendale 1, Calif.*

Pre-Framed Window Unit

Andersen's *Strutwall*, a new factory-assembled wall component, incorporates a complete window unit with the wall framing members necessary to install it. The window unit is glued

and nailed to two load-bearing struts and to nailers at the head and sill. A jack stud assembly completes the component. Installation in any type of frame construction is rapid, and efficient; requires less materials and labor than conventional window framing. Seven sizes of *Strutwalls* are available, all designed to fit standard 16 in. stud spacing. Windows included in the components are *Beauty-Lines* in heights from 3 to 6 ft, and 22 and 30 in. *Flexivents*. *Andersen Corp., Bayport, Minn.*



Dishwasher with Spray Cycle

The 1958 model of the *KitchenAid* automatic dishwasher incorporates a timed spray cycle which clears plumbing lines of cold water and warms up the interior of the dishwasher before the start of the wash cycle. Other features of the unit include a revolving wash system;




cushion-coated, adjustable racks with two positions to accommodate tall glasses and pots and pans; porcelain interiors; and a separately powered, electrically heated hot air drying system with blower fan. All models are available in gravity-drain or pump-drain styles to suit any installation requirement. Fronts of the under-counter models are offered in white enamel, stainless steel, or copper. *The Hobart Manufacturing Company, Troy, Ohio.*



Scored Ceramic Floor Tile

Scored Tile, a 4 1/4 in. square glazed interior tile, combines the flexibility of small unit design with the economy and easy installation of larger self-spacing units. Its surface is "scored" with straight grooves in several patterns. As the tiles are laid, cement grout flows into these grooves as well as into the surrounding joints, giving the appearance of individual tiles. The *Scored Tiles*, which are set as individual units in the same manner as wall tile, may be combined with other scored or unscored glazed tiles to form a wide variety of patterns. *American-Olean Tile Co., Lansdale, Pa.* more products on page 20



—Drawn for the *RECORD* by Alan Dunn

"Picture yourself inside on a winter evening, snug and warm, listening to the wind whistling through the rigging!"

Look to **Rō-Way Garage Doors**
for Top Quality in Every Model



Compare Ro-Way overhead type garage doors with *any* other make and you'll see why Ro-Way offers top value.

Greater dimensions in millwork and hardware . . . efficient design . . . skilled craftsmanship all combine to make the Ro-Way door an outstanding buy . . . a beautiful addition to any home . . . a rugged, smoothly-operating unit built to deliver long years of trouble-free service.

And best of all, this beauty and rugged construction are yours in *every* Ro-Way door—from deluxe models to the budget priced *Westchester*.

So compare. Then you, like thousands of builders, will choose Ro-Way, the garage door that sets the pace for quality.

Check These Rō-Way Features

Selected, kiln-dried west coast woods and hardboard panels. Mortise and tenon joints both glued and steel-pinned. Taper-Tite track and Seal-A-Matic hinges for easy opening, weather-tight closing. Quiet, smooth-gliding ball bearing rollers. Power-Metered Springs individually balanced to the weight of each door. All hardware doubly protected against rust and corrosion—both Parkerized and painted after fabrication.

New Model 80 electric operator and remote radio control now available. Write for details.

SEE OUR CATALOG



there's a Rō-Way for every Doorway!



RESIDENTIAL • COMMERCIAL • INDUSTRIAL



ROWE MANUFACTURING COMPANY

1592 Holton Street • Galesburg, Illinois



The ideal floor for modern living

To be certain of quality and style acceptable to all your residential design clients, always specify Oak Floors. No other flooring material, regardless of price, adapts so naturally to the esthetic and practical demands of modern home design and modern living habits. Oak Floors are distinctively beautiful in grain and color, harmonizing with all architectural and deco-

rating styles. Their durability, resistance to marring, and ease of maintenance are well-known advantages so important to every housewife. Yet Oak is an inexpensive floor, priced well within range of the most modest construction budget. In all the homes you design, specify Oak Floors to provide the perfect answer to public demands for proven quality plus modern style.



Room design by Ving Smith, Photo by Pagano; Peignoir an Arlene Dahl creation by Saab

You know you're RIGHT
when you specify Oak Floors




**OAK
FLOORS**



NATIONAL OAK FLOORING
MANUFACTURERS' ASSOCIATION

814 Sterick Building
Memphis 3, Tenn.

NEW!
Exclusive!
Different!



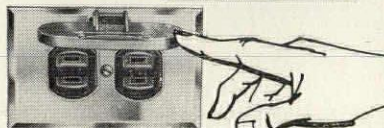
No. 241 COMBINATION SWITCH AND RECEPTACLE

BELL SAF-T-LOK (Pat. Pend.) Weatherproof OUTLET

FEATURING *Exclusive*
STAY OPEN
SNAP-COVER
ACTION

SPECIFY BELL . . .
The best in
weatherproof
devices

STAYS OPEN
 IN
 SAFETY-LOCKED
 POSITION




SNAPS SHUT AUTOMATICALLY
 WITH SLIGHT PUSH

No. 219 SINGLE SNAP-COVER
 PARALLEL SLOT DUPLEX RECEPTACLE

No. 220 SINGLE SNAP-COVER 3-WIRE
 GROUNDING DUPLEX RECEPTACLE

Grounds metal parts of portable
 electrical tools, lawn mowers, etc.
 for safety in use with *Metallic* or
Non-Metallic wiring systems.


PRODUCTS FOR THE HOUSE



Sliding Glass Door Hardware

A new satin chrome handle designed to fit the hand is being offered as optional hardware on the *Capri Cadet* sliding glass door unit. When the *Crown* hardware is specified, the standard door unit will come equipped with the new handle, a one-piece push button latch and a streamlined aluminum outside pull, for only a small additional cost. *T. V. Walker & Son, Inc., 217 North Lake, Burbank, Calif.*

...the most **COMPLETE** line
 with **EXCLUSIVE** selling advantages




No. 210

Exclusive SNAP-COVER locks open for easy, one-hand insertion of plug . . . yet snaps shut at a touch for weatherproof protection. Lid does not rest on wire or plug. Can't damage insulation if cord is jerked out. Cover cannot be loosened or pulled off.

No. 210—ONE-GANG SAF-T-LOK SINGLE RECEPTACLE


Bell—The Complete Line—The Only Line with SAF-T-LOK SNAP-COVERS OR SCREW COVERS in 1 or 2-gang Combinations.



No. 214
 Flush
 Screw-Cover
 Duplex
 Receptacle



No. 216
 Flush Switch
 (Single pole,
 T-rated)



No. 228
 Combination
 Flush Switch &
 Snap-Cover
 Outlet




No. 233
 Flush Switch
 and Duplex
 Screw Cover
 Duplex Receptacle

Make BELL your one source for the best in weather-proof and No-Shok devices, and Metal Wall Plates. Write for Catalog and Prices today!



BELL ELECTRIC CO.

5735 South Claremont Avenue • Chicago 36, Ill.



Packaged Winter Air Conditioner

The Type 105-1, a gas-fired lowboy winter air conditioner, comes in five sizes ranging from 100,000 to 250,000 Btu input. Up to 130,000 Btu, the units are shipped with burners and controls factory-assembled and pre-wired. To cut down noise, the heat exchanger is joined to the casing at only one point, allowing the metal to expand and contract without strain; and the blower compartment is completely lined with thermal-acoustical insulation. An electronic air filter is available as optional equipment. *Mueller Climatrol, 2005 Oklahoma Ave., Milwaukee 1, Wis.*
more products on page 24



DESCRIPTION: Walls: 315 Cr. Tan, 350 Cr. Gray; Floors: 315 Cr. Tan, 350 Cr. Gray, 360 Cr. Charcoal; Counter Tops: 360 Cr. Charcoal; Decorative Inserts: H54-C514 Fleur de Lis; Shower Wall: Tile Gems, 360 Cr. Charcoal, 350 Cr. Gray, 315 Cr. Tan; Showering: 350 Cr. Gray; Shower Floor: CB-612 Spearhead—Sea Blue, Pearl Shadowflash, Cascade. (Color Plate 76 above, 77 below). Walter E. Blum, Architect. Alex Bennett Kahn, Designer.


This inspired bath-dressing room from the classical Greek makes dramatic use of American-Olean's Crystalline Glazed Tile—an exciting new medium for walls, floors and counter tops . . . richly textured, subtly lustrous, rugged enough to last a lifetime. Color-coordinated with American-Olean plain glazed tile; made in a variety of sizes and shapes as well as in four handsome new Scored Tile designs. Write for color booklet 1001 which gives complete details.*

*PAT. APPLIED FOR

CERAMIC TILE
**American
 Olean**

AMERICAN-OLEAN TILE COMPANY, INC., EXECUTIVE OFFICES: 1354 CANNON AVE., LANSDALE, PENNSYLVANIA


No. 360 Cr. Charcoal, shown actual size



Shower Wall in 3 colors of Tile Gems



No. 315 Cr. Tan, shown actual size



"American LUSTRAGRAY glare reducing glass has home owner appeal by providing maximum viewing pleasure from the interior and greater privacy from the exterior"

— says **Charles C. Richardson**, general contractor, San Diego, Calif. His large home, shown here, was designed by Domingo Martinez.



Photo from interior. Open space between sliding glass doors shows sun glare. LUSTRAGRAY glazing reduces sun glare, sharpens view.

Photo from exterior indicates LUSTRAGRAY glazing throughout, including jalousies. Residence covers 4,000 sq. ft.

As Contractor Richardson can tell you, this neutral gray-tint sheet glass makes homes more salable because it:

- **Reduces sun glare 50%, minimizing eyestrain and fatigue**
- **Reduces heat transmission**
- **Provides exterior privacy and interior "clear glass" vision**
- **Makes permanently attractive appearance**
- **Is economical**

AMERICAN LUSTRAGRAY is available through more than 500 glass jobbers. See classified phone book. Thicknesses: $\frac{3}{16}$ "', $\frac{7}{32}$ "', $\frac{1}{4}$ ". Maximum size: 6' x 10'.




CLEAR GLASS for Maximum Daylighting
GRAY GLASS for Controlled Daylighting

American
WINDOW Glass COMPANY
PITTSBURGH, PA.

PLANTS: ARNOLD, PA. • ELLWOOD CITY, PA.
 JEANNETTE, PA. • OKMULGEE, OKLA.

WSW 6988

SERVICE . . .
color counsel



THE PRATT & LAMBERT COLOR PLANNING SERVICE

● Custom designed for your job at your convenience by a trained representative who will help bring out the best design features to fullest advantage, integrating all surface treatments into harmonious balance. Our service is based on the tested, established principles of Color Calibration and is of course without obligation.

MAY WE HELP YOU?

A DEPENDABLE NAME IN PAINT SINCE 1849

PRATT & LAMBERT - INC.

NEW YORK
 CHICAGO
 BUFFALO
 FORT ERIE, ONTARIO

CRAFTSMANSHIP IN THE PACKAGE



PRATT & LAMBERT ARCHITECTURAL SERVICE OFFICES

NEW YORK
 3301 38th Avenue,
 Long Island City 1, N. Y.

CHICAGO
 326 West 26th Street,
 Chicago 16, Ill.

BUFFALO
 75 Tonawanda Street,
 Buffalo 7, N. Y.

CANADA
 254 Courtwright Street,
 Fort Erie, Ontario

PRATT & LAMBERT-INC.
 75 Tonawanda Street, Buffalo 7, N. Y.

NAME

ADDRESS

CITY..... ZONE... STATE....

Please send information as follows:

- Color Calibration for Harmonious Living
- Paint Specifications for;

(list surface).....




Western Pine Region woods inspire this bookshelf-desk— useful in any room!

Built-in, or as a separate piece of furniture, this handsome unit combines a wealth of useful features. And because it is made of mellow, economical Western Pine Region woods, it will give lasting pleasure and satisfaction. All through the house, paneling, storage walls, built-ins of these smooth-textured, beautifully grained, carefully dried woods add warmth and charm at little cost.

Whatever your building or remodeling plans, whether you do-it-yourself or have it done, choose carefully selected, well-seasoned Western Pine Region woods. See them at your local lumber dealer's—ask him for an estimate.

FREE! 6 FINISH BOOKLETS

...feature many unusual COLOR and TEXTURE ideas for finishing Western Pine Region woods in any room of your home. Plus hints on installing, sanding, sealing, painting or staining these distinctive woods. Write to WESTERN PINE ASSOCIATION, Dept. 304-U, Yeon Bldg., Portland 4, Oregon.



Western Pine Association

member mills manufacture these woods to high standards of seasoning, grading and measurement

Idaho White Pine · Ponderosa Pine · Sugar Pine
White Fir · Incense Cedar · Douglas Fir · Larch
Red Cedar · Lodgepole Pine · Engelmann Spruce




TODAY'S WESTERN PINE TREE FARMING GUARANTEES LUMBER TOMORROW

PRODUCTS FOR THE HOUSE

Press-Type Switch

A brown or ivorine nylon button turns current on or off with a slight press. *Presswitch*, for AC only, is said to be particularly suited to control fluorescent lights. The switch is available in single and double pole, 3- and 4-way. It requires no special wiring and fits standard wall boxes and wall plates. The single pole units need no splicing. *Harvey Hubbell, Inc., Bridgeport 2, Conn.*



Terrazzo-Patterned Floor Tile

The *Vina-Lux* line of "Terrazzo Tones" includes three cork colors in addition to a variety of multi-colored terrazzo patterns which are said to hide dirt and make tile joints less noticeable. A durable, easily maintained vinyl-asbestos, the tile comes in standard 9 in. squares, 1/16 in. thick. *Azrock Floor Products Div., Uvalde Rock Asphalt Co., Frost Bank Bldg., San Antonio, Tex.*




Plastic-Finished Pegboard

The *Marlite* line of plastic-finished panels now includes a 4 ft wide pegboard panel in a variety of finishes—including nine pastel colors, seven woodgrains and six marbles. Perforated in the familiar pattern of rows of holes spaced one inch apart, the panels are both decorative and functional. Suggested uses include accent and pin-up walls, room dividers, headboards, closet and cabinet liners, and cabinet doors. *Marsh Wall Products, Inc., Dover, Ohio.*

more products on page 28

REVCO



Designer: R. L. Royer; Architects: Miller, Royer and Site, Beverly Hills, California

REVCO
Bilt-In
Refrigeration

achieves kitchen splendor

From Revco, first in built-in refrigeration, now comes an entirely new concept in refrigeration beauty and performance. *The new Gourmet series makes all other refrigeration obsolete.* Architects who begin their basic kitchen planning with the Revco Bilt-In Gourmet Refrigerator find there is no substitute for the charm and elegance of the true Revco built-in design.

No other custom refrigeration offers the architect the wide range of finishes. You may specify Stainless Steel, Copper-Glo, matching wood or any of 28 custom colors. Your own design and floor plan determine where refrigerators and freezers are located. With the Revco modular design there is no limit to the flexibility, either in arrangement or number of units used.

Send today for the FREE Architects' File containing full information on the Revco Gourmet Refrigerator. File also includes color photographs and floor plans of outstanding kitchens as well as complete specifications.



Flexibility in arrangement! Single units, over-and-under, side-by-side or three or more multiples. You can select any combination of refrigerators and freezers.



New Revco Gourmet

Bilt-In chills food faster than conventional refrigerators and keeps food at just the exact temperature you specify. The continuous circulation of purified controlled cold air hails a new era of perfection in refrigeration.



The complete Revco Gourmet story, "How to Plan a Trend-Setting Kitchen" and other information helpful to architects and builders.

FREE! ARCHITECTS' FILE KIT

Revco, Inc., Deerfield, Michigan
Dept. ARSH-58

Please send me my free copy of the new Revco Gourmet Architects' File Kit.


Name _____

Street _____

City _____ Zone _____ State _____

REVCO

SETTING TRENDS IN REFRIGERATION SINCE 1938



CALIFORNIA REDWOOD

TEXAS RESIDENCE
HARWELL HAMILTON HARRIS, AIA
ARCHITECT

MORE BEAUTIFUL THAN YOU DREAMED
LESS COSTLY THAN YOU IMAGINED



For stimulating ideas
on redwood usage,
write:

CALIFORNIA REDWOOD ASSOCIATION
576 Sacramento Street • San Francisco 11, California



VAN SEAL

stainless steel sink frames

certainly are
different
from other
"look-alike" products

PATENT NOS. 2,440,741; 2,704,370

quality,
performance
and service
make the difference
...and make your profit.

● Compare VanSeal's flawless, smooth "Satin-Glow" or "Bright-Glow" finish. Perfect corner bends leave no ripples to admit water or mar the surface beauty. Steel of heavy gauge strength and "the clamp-down grip that never lets up" resists stretching and fatigue—for lifetime service.


Easy installation, no special tools. There's a VanSeal sink and range frame for every size and unit style. Same day shipments as specified from the largest, most complete stock in the industry.



VANCE
INDUSTRIES,
INC.

7409 W. WILSON AVE., CHICAGO 31, ILLINOIS


"Van Seal on Stainless is like Sterling on Silver"



Built-In Refrigerator


The Revco *Gourmet Built-In* refrigerator features continuous circulation of purified cold air, thus chilling foods faster than conventional refrigerators and maintaining required temperatures with a minimum of variation. Humidity control and defrosting are automatic. The air circulating system, as well as the compressor and a new spiral evaporator, is integral with the unit but located above and outside the food storage cabinet. The refrigerator itself is de-

signed for installation at convenient eye- and arm-level, alone or in combination with other Revco refrigerators or freezers. Available finishes include stainless steel, copper, wood, and 28 colors. *Revco, Inc., Deerfield, Mich.*



Gas Air Conditioner

The Arkla-Servel *Sun Valley* heats and cools in a single unit with no moving parts. Operating on the absorption-refrigeration principle, it uses gas for the energy source, water for the refrigerant. Because there are no motors, valves or compressors, operation is quiet, efficient and trouble-free. Two sizes are available: the 3½ ton Model 500, which requires 10 sq ft of floor space; and the slightly larger 5 ton Model 750. *Arkla Air Conditioning Corp., Evansville 7, Ind.*



Rilco laminated wood beams from 30 ft. to 42 ft. long were used. "They all worked PERFECTLY" said the builder.

"I Can't Say Enough for the Rilco Beams!"

Writes Mr. J. F. Salyers. "They all fit perfectly with no twists or crowns. No sanding or filling was required. The Rilco beams have all the advantages, plus strength, of wood and none of the disadvantages. The finished appearance is so much better that there is just no comparison.

"We have had plenty of comments about these beams and they are mostly the same: 'They are beautiful.' 'Can you work them in our plan?'"

Striking Rilco laminated members blend well with any architectural style — allow wide latitude of expression with complete design freedom. And Rilco members retain their beauty, require little if any maintenance, increase their warmth with age — resist warping, splitting, cracking.

Laminated members are available in sizes difficult or impossible to obtain in solid construction. And now Rilco stocks standard-size flat beams, assuring prompt delivery with the low price of volume production.



Residence, Tucson, Arizona
J. F. Salyers, designer
Casa Mesa Homes, builder


Rilco members and Rilco Deck may be able to help you solve a design problem. For complete information contact your nearest Rilco office.



RILCO LAMINATED PRODUCTS

W 818 1st National Bank Bldg., St. Paul 1, Minn.

District offices: Newark, N. J. • Fort Wayne, Ind. • Tacoma, Wash.



Weathertight Sliding Doors

Floor-to-ceiling aluminum sliding doors for convenient indoor-outdoor access in all climates feature a double row of woven pile weatherstripping on all sides of the sash. Movable with fingertip ease, they are placed on low-sloped heavy aluminum thresholds that keep water out, but prevent tripping. Three models of three sizes each are available, with either aluminum or lucite handles. *Michael Flynn Mfg. Co., 700 East Godfrey Ave., Philadelphia 24, Pa.*

more products on page 32

Imagination knows
no bounds
with magnificent
floors of
Amtico Vinyl



Field of Renaissance Vinyl with plain vinyl custom inserts. Achieves Aubusson rug effect. Designers—Virginia Chappell, Robert Henry of VR Interiors

Express the most original of flooring ideas in fabulous Amtico Vinyl Flooring. Bring any decor to radiant life with exciting Amtico Vinyl . . . dimensional Renaissance, translucent Stardust, metallic Eldorado and Coronado, striking Terrazzo Design, vibrant Marbleized and smartest plain colors. Amtico's lovely colors go thru-and-thru each all-vinyl tile. Beauty withstands

hardest wear. Flexible, resilient Amtico Vinyl needs so little care, can't crack or tear, defies grease, resists acid. The most colorful and complete line ever, Amtico Vinyl Flooring rates first with leading consumer research organizations. Outstanding designers choose Amtico Vinyl or Amtico Rubber Flooring for their most imaginative designs.



Albert Owen Johnson evolves a classic contemporary look with Amtico Renaissance Vinyl in this garden TV room.



Gold vinyl inserts in Amtico Terrazzo Design Vinyl create an unusual effect in this foyer by Hoffman-Heidrich.



Harlequin insets of Amtico Stardust Vinyl repeat the gay wall pattern in a smart guest room by Albert Thomay.

Amtico
PERMALIFE
VINYL FLOORING

AMTICO, Dept. AR-2, Trenton 2, N.J.
Please send detailed literature and FREE complete set of Amtico Vinyl and Rubber Flooring samples to:

NAME _____

FIRM _____

ADDRESS _____

CITY _____ ZONE _____ STATE _____

(Please attach coupon to your business card or letterhead)

1908-1958...50 Years of Growth and Progress

AMERICAN BILTRITE RUBBER COMPANY

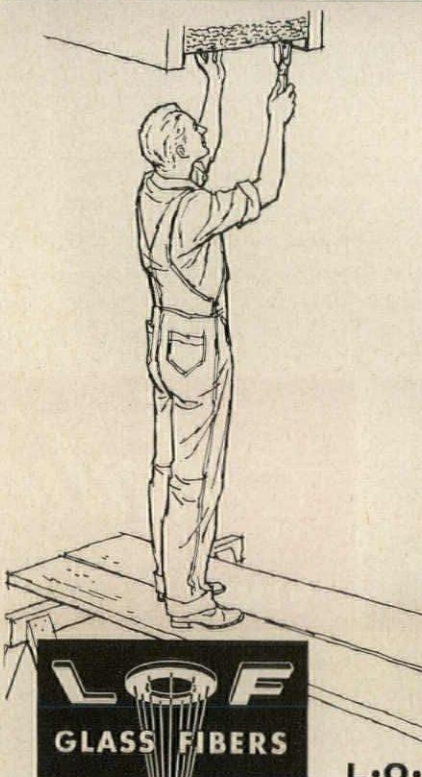
TRENTON 2, NEW JERSEY

Showrooms: 295 Fifth Ave., N. Y. C. • 13-179 Mdse. Mart, Chicago • In Canada: American Biltrite Rubber Company, Ltd., Sherbrooke, Que.

HERE'S WHY

L·O·F Glass Fibers' HOME INSULATION

DELIVERS EXCEPTIONAL RESULTS



SAVES LABOR COST—easy one-man installation—weighs only one ounce per square foot.

MINIMIZES HEAT FLOW—fits snugly between framing members.

MAINTAINS FULL THICKNESS—made of resilient glass fibers.

EXTRA EFFICIENCY—air space between ceiling and reflective foil facing.

LONG-LIFE—ageless glass fibers provide lasting resistance to heat transfer.

SAFE—pleasant to handle. Glass fibers are fire resistant—won't rot or mildew.

You can get fast delivery from your distributor. For his name, write: *L·O·F Glass Fibers Company, Dept. 79-58, 1810 Madison Ave., Toledo 1, Ohio.*

Ordinary blanket insulations slump at edges or sag between joists. Improper fit reduces efficiency; wastes heating and cooling dollars.



L·O·F Glass Fibers' Home Insulation cuts these losses because of its light weight, snug fit and tab construction.

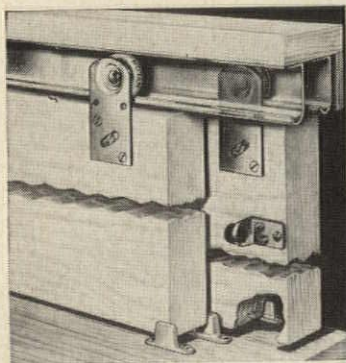
L·O·F GLASS FIBERS COMPANY TOLEDO 1, OHIO



National

Interior SLIDING DOOR HARDWARE

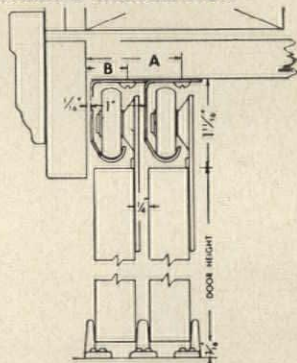
Architects, builders and home owners alike are most enthusiastic about this National Hardware because both hangers and track serve every thickness of door. Special floor guides, bumpers and pulls have been designed to serve these new type sliding doors.




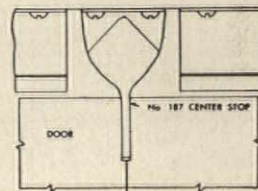
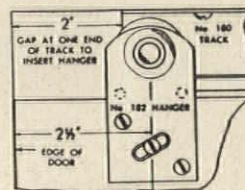
No. 182 Single Wheel Hanger

This is the non-adjustable type except for the slotted mounting screw which allows for simple adjustment. Same large 1 3/8" diameter Nylon wheel rolls freely on solid axle, as the No. 185 style.

BY-PASSING INSTALLATION



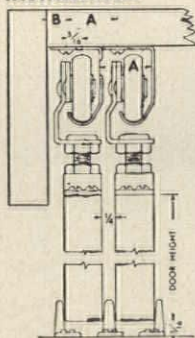
DOOR THICKNESS	A	B
3/4"	1 3/4"	3/4"
1"	2 1/4"	1"
1 1/8"	2 1/2"	1 1/8"
1 3/8"	3"	1 3/8"
1 1/2"	3 3/4"	1 1/2"



No. 185 Two Wheel Hanger

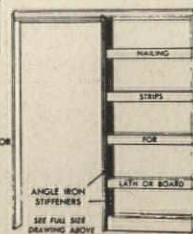
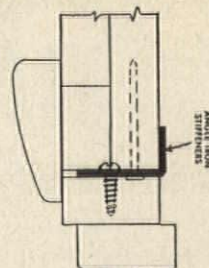
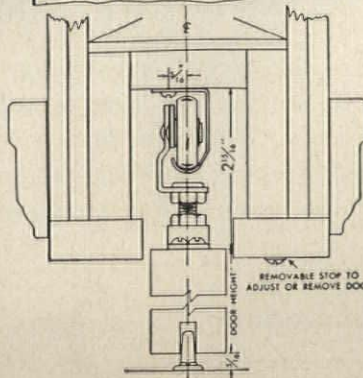
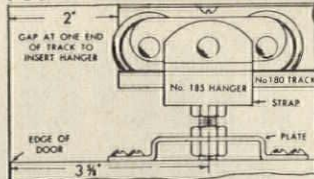
Large 1 3/8" diameter Nylon wheels with solid rivet and weight of doors equally distributed over the whole axle—wheels require no lubrication and resist wear. These large-size wheels account for smooth gliding action.

BY-PASSING INSTALLATION



DOOR THICKNESS	A	B
3/4"	1"	3/4"
1"	1 1/4"	3/8"
1 1/8"	1 3/8"	3/8"
1 3/8"	1 3/4"	1/2"
1 1/2"	2"	1 1/4"



POCKET INSTALLATION



National

MANUFACTURING CO. STERLING ILLINOIS

PRODUCTS FOR THE HOUSE



an expression of your own good taste . . . a


RAYNOR

OVERHEAD GARAGE DOOR

The home you build reflects your personality, and a Raynor door lends its harmonizing note to your particular style of architecture. Raynor produces a complete line of wood sectional overhead doors with many exclusive design features that mean lasting satisfaction and service.

The Mark of Quality

RAYNOR MANUFACTURING COMPANY
 Department R H-558, Dixon, Illinois
 I am Building a New Home Remodling
 Please send me FREE Raynor literature.
 Name.....
 Street.....
 City.....
 County..... State.....



Plastic Flashing

Saraloy 400, a new plastic flashing material, is expected to solve many difficult flashing problems. The black thermoplastic sheet of vinylidene chloride copolymer is said to be more effective against water penetration than any other available material. Also, it requires no shop fabrication, can be cut to size on the job and applied to almost any construction shape and material. Its elasticity prevents breakage of joints due to building expansion and contraction. *Dow Chemical Co., Midland, Mich.*



Wall-Hung Toilet

The *Norwall*, said to be the first wall-hung toilet designed for residential use, is an efficient, quiet-operating fixture that bears little resemblance to its institutional counterpart. The new close-coupled toilet is suspended clear of the floor by a sturdy carrier tied directly to studs in a standard six inch wall. Its off-the-floor design eliminates the unpleasant chore of scrubbing the toilet base; its seat and cover can be removed for easy cleaning of the bowl. *American-Standard Plumbing and Heating Div., 40 West 40th St., New York 18, N. Y.*

more products on page 36



D. L. James Residence
Carmel, California


WITH
Romany•Spartan **TILE**

THERE'S NO LIMITATION

ON IMAGINATION

... because Romany•Spartan continually brings architects new colors and finishes that stimulate creativity. This bath is a typical example of the design possibilities of Romany•Spartan's new Decorator Tile. If you'd like more information or design assistance, contact your nearby Romany•Spartan representative... or write United States Ceramic Tile Company, Dept. R-18, Canton 2, Ohio.

United States Ceramic Tile Company



Genuine Clay Tile

The Sparta Ceramic Company

MEMBERS: TILE COUNCIL OF AMERICA AND THE PRODUCERS' COUNCIL, INC.

Add an **EXTRA**
Selling Point... Feature
VITREOUS Fixtures by
RICHMOND

The Fastest Growing Name in Plumbing Fixtures

You know the advantages, the extra quality of vitreous china fixtures by Richmond... *emphasize them to your customers* and boost your sales!

Sell the housewife with the freedom from scratching and staining—due to the superior glaze. Tell her how easy it is to clean the extra-smooth surface of a vitreous fixture, that it will *always* be easy to clean because the finish resists both acids and alkalis—and point out that most household cleaners are made with an alkali base.

Explain to her husband how the 2200° glazing temperature—hundreds of degrees hotter than even metal fixtures are glazed—means better fusing and penetration to provide this superior quality finish with its extra resistance to abrasion.


Sell them both with the perfect match of Richmond's many sparkling colors, the beauty of Richmond's many styles such as the luxurious yet practical fixture illustrated here. And be sure to stress the extra value fine vitreous china will add to their home... despite the fact that quality Richmond vitreous products cost no more than ordinary fixtures.

RICHMOND 
PLUMBING FIXTURES

Division of Rheem Manufacturing Company
16 Pearl Street, Metuchen, N. J.



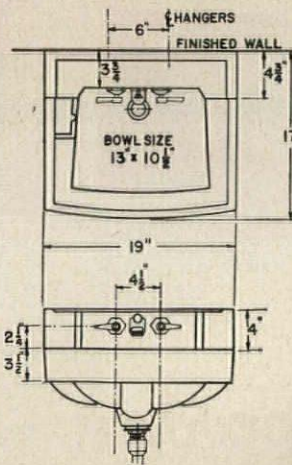
"... And you'll be proud
of the name
Richmond on your
Plumbing Fixtures"



BERKELEY: G-160

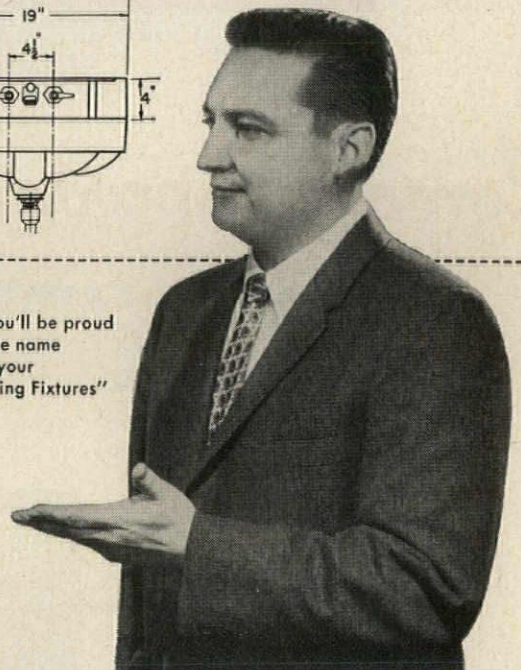
19 x 17

Rectangular bowl • Anti-splash rim
Compression supply and drain
Fitting with 1 1/4" O.D. tailpiece Leg holes
Concealed front overflow
Rear outlet • Built-in soap dish



A complete line of styles and sizes to fit all homes, all tastes, all pocketbooks. Richmond Vitreous China Fixtures available in:

BERMUDA CORAL • CANARY YELLOW
FERN GREEN • QUAKER GRAY
TROPIC TAN • AZURE BLUE
MELLOW RED
AND EXCLUSIVE "WHITER WHITE"



RICHMOND CREATES THE FINEST BATHROOM AND KITCHEN PLUMBING FIXTURES • HEATING EQUIPMENT
OTHER RHEEM PRODUCTS: WATER HEATERS • WATER SOFTENERS • WEDGEWOOD GAS RANGES • STEEL CONTAINERS



THERE ARE ALWAYS NEW USES FOR WEST COAST LUMBER

This striking "inside-outside" truss is one of the many interesting new uses of wood for home construction. Intended primarily to give a feeling of greater height in the living room, it also helps create a spacious, informal atmosphere. Outside, this truss application makes possible a post-free overhang for a protected patio and children's play area.

For freedom of expression, specify wood . . . the economical, ever-modern building material. For dependable lumber, specify the West Coast species . . . Douglas Fir, West Coast Hemlock, Western Red Cedar and Sitka Spruce.

WEST COAST LUMBER

Douglas Fir • West Coast Hemlock
Western Red Cedar • Sitka Spruce

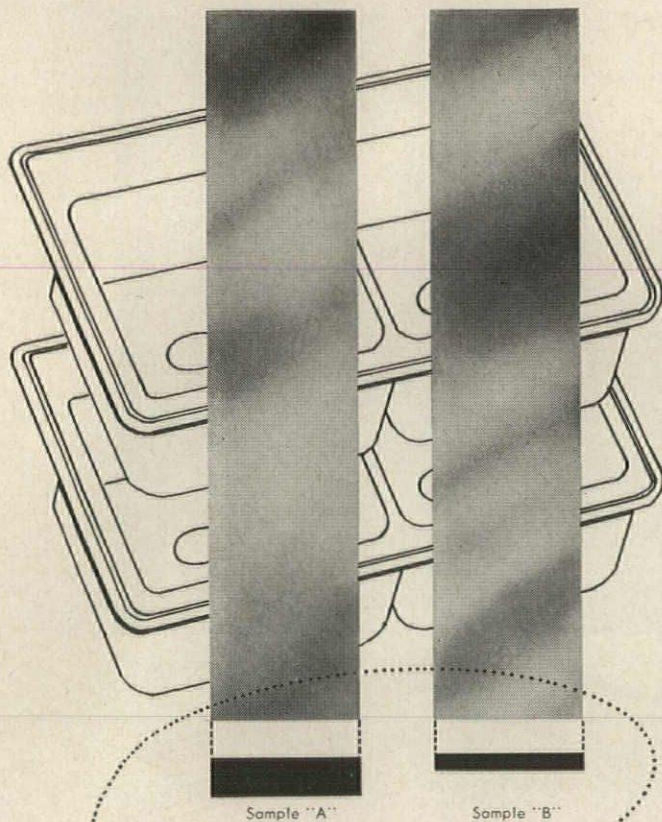
Send for folder describing free literature available for your reference files,
West Coast Lumbermen's Assn., 1410 S. W. Morrison St., Portland 5, Ore.



WALTER GORDON
Architect, AIA

Graduated from Princeton and later took his M.F.A. there. Also studied at University of Paris, and at Yale University graduate school. Has designed numerous homes, many of which have been featured in national magazines.

PRODUCTS FOR THE HOUSE



make this comparison
test and you'll specify...

ZEIGLER-HARRIS

stainless steel sinks!

Common to the trade, is the phrase "Made of heavy gauge stainless steel". The word **heavy** is really an ambiguous term unless you have something with which to compare it. "Heavy" could be interpreted as most any weight, yet here is the **BIG DIFFERENCE**... when everything else is equal, weight or gauge is the most important factor.

Pictured above are two pieces of so-called "Heavy Gauge Stainless". Both appear alike, but when you look at them from the end view you note that one is almost **TWICE** the thickness of the other. Sample "A" is 17 ga. 18-8 type 302 stainless steel used by Z-H in the manufacture of sinks. (Note: All drainboards, counter-tops and stove tops are one gauge heavier, 16 ga. material.) Sample "B" is used by some of the leading sink manufacturers, and is much thinner, made of light 20 gauge 18-8 type 302 or type 430 17-chrome stainless steel.

After the product has gone through the process of deep drawing and forming, which would you buy? The lighter, less durable sample "B" or the heavier 17 ga. 18-8 type 302 stainless steel used by Zeigler-Harris? ... especially when the price is relatively the same. It's for this reason that more and more architects and kitchen specialists are specifying Zeigler-Harris Stainless Steel sinks, drainboards, counter tops, stove tops and lavatories. Z-H manufactures over 500 items for domestic, commercial and industrial users.


MAKE THE COMPARISON TEST YOURSELF

Send for **FREE** sample card showing the difference between the stainless steel used by Zeigler-Harris, and that of ordinary sink manufacturers. Latest Zeigler-Harris catalog sent on request.

ZEIGLER-HARRIS & CO.
2900 North San Fernando Road, Dept. R-5, Burbank, California

Folding Attic Stair

According to its manufacturer, the *Champion* disappearing safety stair is easily installed and operated; and combines light weight with strength and durability. Designed for use in homes or garages with attic space, it comes completely assembled and ready for installation in a ceiling opening 25½ in. wide, 46 or 54 in. long. The ladder itself is adjustable for ceiling heights from 7 ft 8 in. to 9 ft 1 in. *Tennessee Fabricating Co., 1490 Grimes, Memphis 6, Tenn.*



Slip-Proof Bath Tub Finish

A permanent porcelain bath mat built into the *AllianceWare* bathtub is said to be "the greatest advancement since the advent of steel tubs." By treating a 16 by 32 in. section of the tub floor with a silicone coating, its coefficient of friction—and its security of footing—have been doubled. According to the manufacturer, the new slip-proof surface is as comfortable as standard porcelain finishes and as easy to clean. *AllianceWare, Inc., Alliance, Ohio*



Multi-Purpose Sheathing

A panel sheathing, *Sheet-Board*, is said to provide economy, workability, and handling ease. Composed of standard sawn boards sandwiched between and bonded to layers of kraft paper, the sheathing can be used for roofs, walls, and subfloors. It comes in 2 by 8 ft sections and in other sizes. *Western Pine Assn., 510 Yeon Bldg., Portland 4, Ore.*

more products on page 38



Random-plank effect on walls is obtained with 4' x 8' panels of Nutmeg tone Samara V-Plank®.

Want a room that makes them catch their breath? Panel with Weldwood!

Weldwood Preenished Samara®, in 9 beautiful new tones, makes any room a showplace . . . yet it costs only \$46 for a 12-by-8-foot wall.

In sunlight or shadow, a room takes on a bright new spirit with Weldwood real wood paneling. Distinctive, dramatic, enduring . . . Weldwood paneling grows more beautiful with the years.

And Weldwood prefinishing preserves this loveliness. Each panel is triple-sanded to satin smoothness then sealed, stained, and lacquered

with durable Weldwood Finishes to a fine furniture finish that resists dirt, grease, and stains. Weldwood Paneling is guaranteed for the life of the home.

You can select from over 70 types of Weldwood Paneling, including the new Samara panels in a wide variety of decorator colors—natural, or beautifully color-styled in blue, rose, green—nine shades in all. See them at your Weldwood dealer's or any of our 114 offices. New York Showroom: 55 W. 44th St. In Canada: Weldwood Plywood, Ltd.



FREE! New Preenished Paneling Book
United States Plywood Corporation
 55 West 44th St., N. Y. 36, N. Y.

Please send me a copy of the new full-color folder, "Presenting Weldwood Preenished Paneling For Fine Interiors," which beautifully illustrates the full Weldwood Preenished Paneling line and gives complete installation details.

Name.....

Address.....

City..... Zone.... State.....



AR5-58



WELDWOOD® WOOD PANELING AND OTHER WELDWOOD PRODUCTS
 FOR HOME AND INDUSTRY

SIERRAPLEX RECEPTACLES

Excellence never occurs through mere chance... it is a result of constant striving for perfection. Sierraplex Receptacles are an example of just such excellence. Designed to blend with any decor—they are simple, clean and contemporary. A full line to meet your every requirement, complemented with matching Sierra wall plates. Visual inspection assures specification quality. Be confident on your next project, eliminate substitution—specify SIERRAPLEX.




SIERRA ELECTRIC CORPORATION, 15100 SOUTH FIGUEROA STREET, P. O. BOX 85, GARDENA, CALIFORNIA

For the roof...

The Horizontal Shadow Line

A Bermuda Roof of Follansbee Terne



What is Follansbee TERNE?

As a word, *terne* means *three*. As a metal, Follansbee TERNE is the combination of three metals—steel, lead and tin. More properly, it is copper-bearing cold-rolled strip steel with a lead-tin coating. The coating is an alloy of 4 parts lead to one part tin. This makes TERNE's surface perfect for painting and soldering. Since TERNE is basically steel, its coefficient of expansion is lower than any other roofing metal; it is durable, fire-proof and can be painted any color, any time.

Now it's possible to achieve both a *visual* and *physical* horizontal shadow line on the roof—with a Bermuda Roof of Follansbee TERNE.

The distance between the shadow line can be varied to create the desired effect . . . and the effect will change as the sun moves and the width of the shadow line changes.

The striking design of the Bermuda Roof can be adapted to all types of ranch designs and is finding widespread use in circular, triangular and hexagonal roofs.

In addition to being a lifetime material, (there are many installations of Terne in service for more than 100 years) Follansbee TERNE can and should be painted—a distinctive advantage for color-conscious home owners. It allows a complete change of the exterior color scheme at any time.



Follansbee Terne is carried in stock by
Leading Sheet Metal Distributors Everywhere

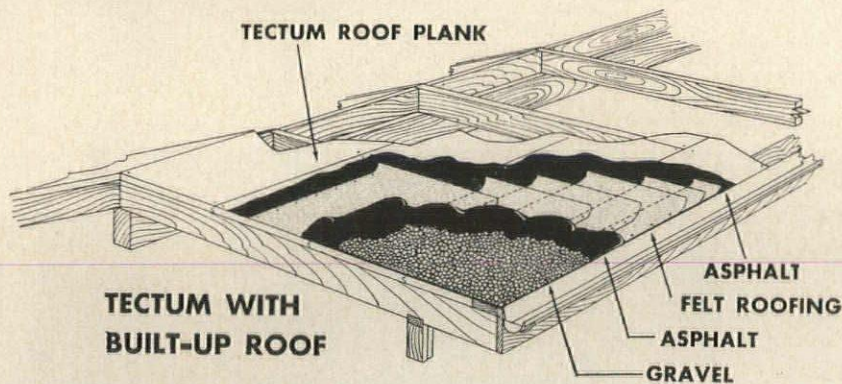
FOLLANSBEE

STEEL CORPORATION

FOLLANSBEE, WEST VIRGINIA

Cold Rolled Strip • Terne Roll Roofing • Polished Blue Sheets and Coils

Sales Offices in Principal Cities



Wood Fiber Roof Deck Panels

Tectum compressed wood fiber planks combine lightweight structural roof deck, insulation, acoustical treatment and a finished interior ceiling in a single noncombustible product. Suitable for flat, mono-sloped or pitched roofs, they come with a tongue and groove joint on the unsupported edges. The felt-covered topside is ready for shingles or built-up roofing; the textured wood fiber underside can be left off-white as furnished, or spray-painted. *Tectum Corp.*, 108 S. Sixth St., Newark, Ohio.

SPECIFY  Cabot's



"Record House" in Medford, Ore.
Exterior: Cabot's Stains.
Interior: Cabot's Stain Wax.
Architect: George T. Rockrise.



Translucent Vinyl-Floorings

Antico offers two new translucent vinyl floorings which are said to facilitate the design of glowing walls and floors that appear to have depth. *Renaissance* (above) comes in nine marble colorings and patterns; is available in various standard and special sizes, starting at a modular 9 in. x 9 in. *Stardust*, made in twelve colors with metallic flecks that give a subdued glitter, comes in a similar range of sizes. Both are in 1/8 in. gauge. *American Biltrite Rubber Co.*, Trenton 2, N. J.

Residential Heat Pump

A new heat pump for residential use consists of an *Airtemp 3* hp packaged air cooled air conditioner with a reversing valve for changing the direction of refrigerant flow. When equipped with a supplemental duct type electric heater, the heat pump will operate under four sets of conditions: cooling only; reverse cycle only (normal); reverse cycle plus supplemental heat (when outside temperature is less than 45 degrees F); and supplemental heat only (when temperature drops below 25 degrees F). The new heating-cooling unit, which comes with a remote two-step thermostat, may be installed in basement, crawl space or attic. *Airtemp Div., Chrysler Corp.*, 1600 Webster St., Dayton 4, Ohio

more products on page 44

again,

Architects of "Record Houses" specified . . .

Cabot's PAINTS or STAINS

For the third consecutive year architects of "Record Houses" have specified Cabot's — this year . . . four of the winning architects. Here is continued proof of Cabot leadership.

Leading architects consistently specify Cabot's . . . (Creosote Stains, Stain Wax, DOUBLE-WHITE Ranch House Hues and House and Trim Paints) . . . because they know Cabot's products are colorful, long-lasting, and provide more protection for all surfaces, inside and out. So for client satisfaction — specify Cabot's.

Cabot's products were specified by the following architects:

- ROBERT BRADFORD BROWNE Miami, Florida
- KILLINGSWORTH - BRADY - SMITH Long Beach, California
- NEUHAUS & TAYLOR Houston, Texas
- GEORGE T. ROCKRISE San Francisco, Calif.

Quality products from Cabot Laboratories
...manufacturing chemists since 1877

Samuel Cabot

SAMUEL CABOT INC. 529A Oliver Bldg., Boston 9, Mass.

Please send color cards on Cabot's Paints and Stains

Carlton ... EVERYTHING THE HOME OWNER HAS ALWAYS WANTED IN A SINK

All over America people planning to build or remodel, now insist on Carlton Stainless Steel Sinks for their kitchens. Why? Because Carlton Stainless Steel Sinks include *all* the features yearned for by generations of housewives—the ones who actually use the sink. Because Carlton Stainless Steel Sinks offer everlasting beauty (not one has ever worn out) and a built-in efficiency that now makes sink chores almost fun.



For the Home Bar
New Carlton size and design. Single or double compartment to occupy smaller counter space. Ideal for home bars, also professional offices and laboratories.

CARLTON—a kitchen luxury priced for all homes

Modern mass production now lets you offer this "Cadillac" among sinks at prices that compare with ordinary enamelled sinks. Exclusive Carlton extras can be offered to your customers at no extra cost. Carlton's sparkle finish gleams like pure silver, actually improves with use and blends with every color scheme. A Carlton Sink is as easy to keep spotlessly clean as washing a glass, will never rust, never

chip, never stain, never discolor. Carlton Stainless Steel Sinks are made in all standard sizes, single or double bowls, to fit easily into any modern kitchen plan. No custom fitting is required. Distributed by Wholesalers of Quality Plumbing Fixtures Coast to Coast. Write today for Illustrated Catalog 303 and the name of our nearest distributor. SINK DIVISION, Carrollton Mfg. Co., Carrollton, Ohio.

The bright spot in your kitchen


CARLTON
STAINLESS STEEL
SINKS

BURNHAM

Since 1873

Hydronic* Heating

MAKES YOUR FINE HOMES FINER TO LIVE IN ...for a lifetime!†




EFFICIENT VERTICAL FLUE TRAVEL BOILERS... MADE TO LAST A LIFETIME †20 YEAR GUARANTEE

HOLIDAY Cast-Iron Gas Boiler is the newest, most advanced design on the market. Features fuel-saving vertical flue travel, A.G.A. approved. Optional built-in tankless heater provides year 'round hot faucet water.

JUBILEE Wet Base Cast-Iron Oil Boiler entirely surrounds the burner flame with water-backed heating surfaces for maximum fuel efficiency. Vertical flue travel. Built-in tankless heater—year 'round hot faucet water. I-B-R rated.

†Boilers you specify and install now are guaranteed until 1978



plus

BASE-RAY RADIANT BASEBOARD ...THE EVENEST HEATING KNOWN

Along outside walls, use BASE-RAY® to replace ordinary wood baseboard with cast-iron radiant baseboard. Floor-to-ceiling temperatures vary less than 3°... even near double picture windows, north walls, etc. Gentle, sun-like radiant warmth is combined with complete decorative freedom. And BASE-RAY is the time-proved radiant baseboard... the first developed, the most proved in use. Specify BASE-RAY for homes that are fine to live in... for a lifetime!

*Hydronics... the science of heating and cooling with water

*Burnham
Corporation*

Heating & Cooling Division
Irvington, New York

Burnham Corporation AR-58
Irvington, New York


Please give me full data and ratings on
BASE-RAY HOLIDAY
JUBILEE

Name.....
Address.....
City.....State.....

PRODUCTS FOR THE HOUSE

Condensation-Chasing Louvers

Midget louvers come in seven sizes (one through six inches in diameter) for inconspicuous installation in closed off areas where condensation may accumulate. Suggested locations for the tiny ventilators include the spaces between inner and outer walls, and beneath floors and roof decks. Two types are available: the regular model with both screen and deflector, and a model with screen only for use in more protected locations. Both models come in aluminum, chrome or copper. *Midget Louver Co.*, 6 Wall St., Norwalk, Conn.



Triple-Bowl Sink

Requiring only slightly more counter space than the usual two-bowl sink, the *Carlton Tri-Level Sink* provides a third extra-deep bowl for cleaning pots and pans, doing hand laundry, etc. Double faucets permit two people to work at the same time. *Carrollton Mfg. Co.*, Carrollton, Ohio.





Color-Styled Hardwood Paneling

The warmth of wood grain has been combined with decorator colors in *Color-Styled Samara*, the latest addition to the *Weldwood* line of prefinished hardwood wall paneling. *Samara* itself is a budget-priced African hardwood; the available finishes include six colors: Sherwood Green, Coral Rose, Biscayne Blue, Dove Gray, Provincial and Candlelight; and three wood tones: Cinnamon (cherry), Nutmeg (walnut), and Suntan (mahogany). *United States Plywood Corp.*, 55 West 44th St., New York 36, N. Y.

more products on page 48

Why Dur-O-wal®?



Dur-O-wal is custom-fabricated to lay flat and tight in the mortar bed. Research tests demonstrate that "a wall with five courses of reinforcing is 260% stronger than non-reinforced masonry walls with Class B mortar and 245% stronger than walls constructed with Class A mortar." "Where strong mortars are used, the strength of the wall increases as the amount of steel increases." Dur-O-wal, reinforcing pioneer and recognized standard of quality, is preferred for its unexcelled performance.

*Truss type Standard Dur-O-wal has 33% more weight of high tensile steel per lineal foot.

**Standard Dur-O-wal, Class A Mortar every other course. 16" oc.

†Mortar Lock tests from independent research studies.

‡Bond tests from independent research studies.

***Reduces shipping costs.

- Exceeds ASTM Specifications
- 33% more lbs. of steel*
- Increases wall strength 85%**
- Mechanical Bond Strengthens Mortar Lock 46%†
- Deformation 77% more effective‡
- Packaging excellence assures handling ease
Bundles clearly marked on each end in 10' lengths
- Distributed everywhere from 8 strategically located manufacturing plants***



**TRUSSED DESIGN
BUTT WELD
DEFORMED RODS**

Dur-O-wal



Rigid Backbone of Steel For Every Masonry Wall

Dur-O-wal Div., Cedar Rapids Block Co., **CEDAR RAPIDS, IA.** Dur-O-wal Prod., Inc., Box 628, **SYRACUSE, N. Y.** Dur-O-wal Div., Frontier Mfg. Co., Box 49, **PHOENIX, ARIZ.** Dur-O-wal Prod., Inc., 4500 E. Lombard St., **BALTIMORE, MD.** Dur-O-wal of Ill., 119 N. River St., **AURORA, ILL.** Dur-O-wal Prod. of Ala., Inc., Box 5446, **BIRMINGHAM, ALA.** Dur-O-wal of Colorado, 29th and Court St., **PUEBLO, COLORADO** Dur-O-wal Inc., 165 Utah Street, **TOLEDO, OHIO**


as a service to the building industry Dur-O-wal is happy to provide you with a fact file containing the findings of an independent research study on masonry wall reinforcement.




New American-Standard air



COMPACT ROOM UNIT can be painted any color to match walls. Heats, cools, dehumidifies and filters.



INDIVIDUAL ROOM CONTROL permits occupant of each room to dial his own comfort.



SLIM DESIGN allows unit to be recessed neatly between studs. When recessed, it extends into room just 2 1/2".

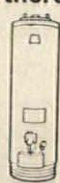
And there's an American-Standard water heater for every size home



Arcoglas Deluxe



Arcoglas Standard



Arcosteel Deluxe



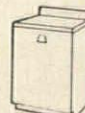
Arcosteel Standard



Arcoglas Deluxe



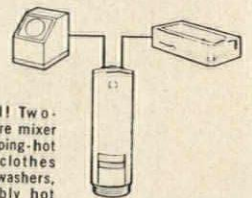
Arcosteel Standard



Tabletop Deluxe


4 gas models

3 electric models



Optional! Two-temperature mixer delivers piping-hot water to clothes and dish washers, comfortably hot water to bathrooms.

conditioning system has individual unit control



Heating or cooling can be installed first—other added later for complete year-round comfort in homes and small buildings

Here's the hydronic* system that enables you to provide the most modern climate-conditioning possible for homes and small commercial buildings. Gentle warmth and refreshing coolness are supplied by the same compact room units. And each room unit operates with individual comfort control—no additional expensive zoning controls are required.

New American-Standard Remotaire heats with hot water, cools with chilled water supplied by a remote boiler-chiller team. Both circulate through the same small-diameter piping. No ducts are used in this space-saving system.

Two practical sizes, 150-cfm and 300-cfm, are available in free-standing and recessed models. Both are just 25" high, and the recessed models fit between one or two stud spaces. Remotaire units are whisper-quiet, assure correct comfort in hard-to-condition areas.

To reduce initial cost, Remotaire systems can be specified for heating or cooling only, with provision made for easily adding the other at any time.

**Hydronics—the science of heating and cooling with water*

PACKAGED BOILER (left) carries 25-year guarantee on cast iron sections.

PACKAGED CHILLER available with water-cooled or air-cooled condenser for areas where water is scarce.



PLANNING MOTELS, SMALL APARTMENT HOUSES, SMALL OFFICE BUILDINGS OR HOMES OF ANY TYPE? Then contact your local American-Standard representative, or write to **AMERICAN-STANDARD, PLUMBING AND HEATING DIVISION, 40 W. 40th Street, New York 18, N. Y.**

AMERICAN-Standard and "Standard" are trademarks of American Radiator & Standard Sanitary Corporation




AMERICAN-Standard


PLUMBING AND HEATING DIVISION



CHARD F. WEBB RESIDENCE
 Phoenixville, Pa.
 ARCHITECT and OWNER: Chard Webb
 (see pg. 140 in this issue)



This residence courtesy of
LIVING FOR YOUNG HOMEMAKERS
 OWNER: HARWOOD TAYLOR
 Houston, Texas
 ARCHITECT: Neuhaus & Taylor
 (see pg. 158 in this issue)



SAMUEL E. HALE RESIDENCE
 Lake Charles, La.
 ARCHITECT: Burk, Lebreton and Lamantia
 (see pg. 182 in this issue)

record houses specify **HUBBELL** wiring devices

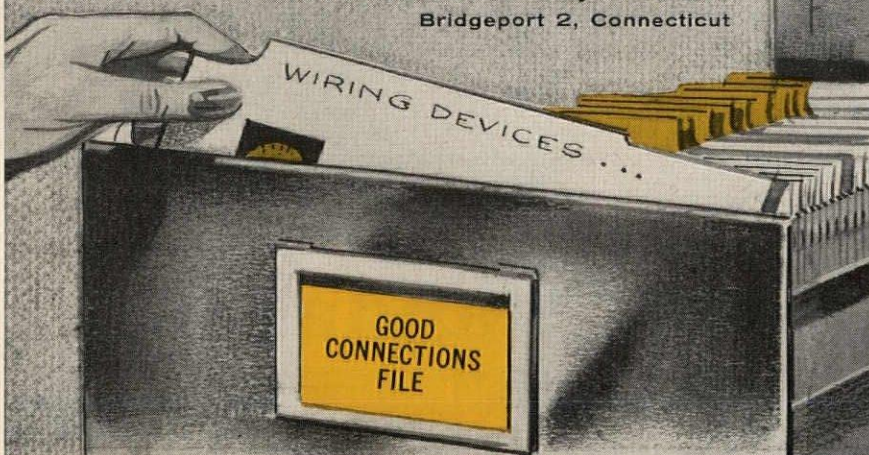
Probably every one of the leading architects in the country have a "Good Connections" file holding the names of top quality suppliers and services. Listed, are the products that have proved themselves time and again reliable, safe, good-looking, easy to install and maintain, and economical.

Hubbell is proud to be included in the "Good Connections" files of the outstanding architectural firms who designed these beautiful Record Houses.


If your files do not include a Hubbell catalog (AIA File No. 31-C-7) and other special literature on Hubbell specification grade devices, we will gladly supply you on request.

HARVEY HUBBELL, INC.

Bridgeport 2, Connecticut



PRODUCTS FOR THE HOUSE



Compact Air-Conditioning System
Thermo-Center pairs a furnace and horizontal-type cooling unit to form a compact, low-cost, year-round air-conditioning system for houses and small business buildings. The 3 hp cooling unit, which can be utilized in either basement or slab-type construction, is placed outside the building; cool air is distributed through the heating system ducts by the heating-unit blower. No water or refrigerant piping is necessary. A switch on the thermostat changes from heating to cooling. *Carrier Corp., Syracuse, 1, N. Y.*




Laminated Oak Block Flooring
 Bruce prefinished laminated oak blocks have been developed especially to provide economical hardwood floors for homes built on concrete slabs. Made from three piles of tough-grained Southern Oak bonded together with waterproof glue, they are designed for installation in a mastic adhesive. When properly laid over concrete or plywood subfloors, they will not cup or buckle, expand or contract. Their oak finish and parquet design makes them suitable for any decorative scheme. *E. L. Bruce Co., Memphis 1, Tenn.*

more products on page 50

McCOBB*



DESIGNS WITH BLUE RIDGE
PATTERNED GLASS



... to create
handsome home features like this!

It decorates. It separates. It lets light flow through. It has infinite variety in texture, and finish.

The inherent beauty of Blue Ridge Patterned Glass inspired Paul McCobb to design eight more exciting home-features like the one above—a screen to hide, yet brighten a stairway.

SEE ALL eight—send for our new 20-page booklet. It's FREE. You'll want one for your idea file.

Patterned Glass by Blue Ridge



BLUE RIDGE GLASS CORP., Kingsport, Tennessee
SOLD THROUGH LIBBEY • OWENS • FORD DISTRIBUTORS AND DEALERS




**Paul McCobb whose designs in furniture, fabrics, wallpaper, floor coverings and lamps have won international awards, now turns his talents to Blue Ridge Patterned Glass.*

LIBBEY • OWENS • FORD GLASS CO., Dept. B-2458
608 Madison Ave., Toledo 3, Ohio.

Please send me free booklet showing Mr. McCobb's Decorating Ideas with Blue Ridge Patterned Glass.

NAME _____
(PLEASE PRINT)
STREET _____
CITY _____ ZONE _____ STATE _____

PRODUCTS FOR THE HOUSE

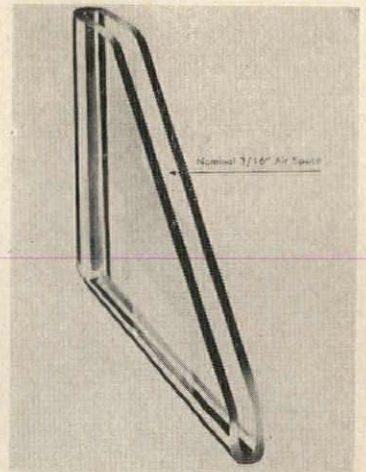


Labor-Saving Roof Truss System

Developed to provide a sturdier—and cheaper—method of constructing roof frames, the *Gang Nail* truss is fabricated with a connector plate made by bending nails $1\frac{3}{16}$ in. long out of galvanized sheet steel. These plates, which are available in various sizes and shapes, eliminate the costly hand nailing involved in assembling standard trusses. According to their developer, the *Gang Nail* trusses are exceptionally rigid, can be erected without loosening of plates, and eliminate foundations under interior partitions. *Gang Nails, Inc.*, 8410 Bird Rd., Miami, Fla.

All-Glass Insulating Window

GlasSeal Thermopane, a new insulating double window unit which eliminates standard metal bonding, is an all-glass unit made of two lights of double strength sheet glass fused together. The sealing point is located in the edge so that it is out of sight when glazed in a sash, and cannot be touched or damaged in cleaning. The new *GlasSeal* unit has an overall thickness of just under $\frac{1}{2}$ in.; the five standard sizes vary from 14 to 38 in. in width and up to 62 in. in height. *Libbey-Owens-Ford Glass Co.*, 608 Madison Ave., Toledo 3, Ohio



Self-Cleaning Shower Head

The *Act-O-Matic* shower head automatically cleans and flushes itself after each use via a spray disc that moves up or down by water action alone. When the water is turned on, it moves downward into spray position; when the water is turned off, it moves upward into drain position and the head drains instantly, eliminating clogging and dripping. Volume and spray direction are regulated by fingertip control. *Sloan Valve Co.*, 4300 W. Lake St., Chicago 24, Ill.

more products on page 54

CHOSEN FOR THE "RECORD HOUSE OF 1958"



This is NEVAMAR

- a high pressure laminate surface
- designed for long life and lasting beauty
- resistant to cigarette burns
- withstands boiling water
- won't crack, crack or peel in normal use
- not affected by alcohol, fruit acids, ammonia, ordinary ink . . . or time
- easy to clean
- never needs painting

NEVAMAR has earned the TOP ATTACHMENT OF A STAMP OF HONOR GUARANTEED BY GOOD HOUSEKEEPING IF NOT AS ADVERTISED THEREIN

NEVAMAR conforms to NEMA specifications



▲
Kitchen in the Record House designed and owned by William F. Fletcher, AIA, at 1328 S. W. 14th Ave., Portland, Ore. Built by Ellis-Andrews Builders.

NEVAMAR®

PREFINISHED HIGH-PRESSURE LAMINATES

FOR GLAMOUR KITCHENS THAT SELL HOMES FASTER

Nothing clinches the sale of a home faster than a kitchen with NEVAMAR surfaces. This superior surfacing material is designed for lifetime beauty and carefree living. It repels stains, scars and scratches . . . never needs refinishing. It is made in a host of colorful patterns and rich wood-grains. Specify NEVAMAR and you add an invaluable selling feature to any home.



WRITE FOR ARCHITECT'S REFERENCE FILE

This reference file gives all the information you need about NEVAMAR, plus a chart of NEVAMAR patterns in actual colors. It is yours for the asking. Please refer to Record Houses.

NEVAMAR DIVISION:



The NATIONAL Plastic Products Company

Saran and Nylon Filaments — Nevamar High-Pressure Laminates — Wynene Extruded and Molded Products
 ODENTON, MD. • NEW YORK, N.Y. • LONG BEACH, CALIF. • MIAMI, FLA. • PORTLAND, ORE.
 Charlotte, N.C.: 5640 Wedgewood Dr. • Memphis, Tenn.: 1008 N. Watkins • Indianapolis, Ind.: 6479 River View Dr.
 Chicago, Ill.: 4900 W. Madison Street



Colors Shown: VK-379, Dark Cork; VK-380, Medium Cork; VK-381, Light Cork

VINA-LUX[®] CORK HUES

the Look of Cork... the Magic of Vinyl!

The warmth and friendliness of cork, in long-wearing, easy cleaning, low-cost vinyl asbestos tile! Vina-Lux Cork Hues combine the eye appeal of cork with the low cost, simple maintenance and enduring beauty of vinyl asbestos tile.

These beautiful cork shades come in dark, medium and light tones with the smooth surface, rugged durability and sparkling beauty typical of all Vina-Lux. Let us send you samples, color chart and product data —no obligation, of course.



AZROCK FLOOR PRODUCTS DIVISION
 UVALDE ROCK ASPHALT CO. | 514A FROST BANK BLDG. • SAN ANTONIO, TEXAS



MAKERS OF VINA-LUX • AZROCK • AZPHLEX • DURACO

Wood Sheathing

gives homes
greater value

● Wood sheathing does much more than cover the structural skeleton of a building. It adds strength by tying together and securely holding the framing in place. The result is a rigid structure which will have long life and low upkeep.


Many architects incorporate these advantages in the homes of their clients by specifying Weyerhaeuser 4-Square wood sheathing. This sheathing is kiln-dried for greater stability and increased nail holding power. Wood serves as a sound, durable base for exterior coverings without the need for furring strips. In addition, Weyerhaeuser 4-Square sheathing is a natural insulation which, when combined with wood siding or shingles, contributes to comfortable living winter and summer.

Architects specify 4-Square kiln-dried sheathing to give buildings basically better values.




Weyerhaeuser **4-SQUARE**[®]

LUMBER AND BUILDING PRODUCTS



DIMENSION: Scientifically kiln-dried framing lumber contributes to sound, durable construction.



BOARDS: Seasoned before surfacing to size. Available in a wide range of species and grades.




Basically better because...

IT'S KILN-DRIED

- Trademarked Weyerhaeuser 4-Square Lumber is properly seasoned by scientifically controlled methods of drying. The result is lumber which has maximum strength, finishes easily, and holds nails securely. Kiln-drying also promotes dimensional stability.
- Besides being kiln-dried, Weyerhaeuser 4-Square Lumber is precision manufactured, uniformly graded and identified, and carefully handled. All these features contribute to the consistently high quality of Weyerhaeuser 4-Square Lumber, creating client satisfaction.
- The Weyerhaeuser 4-Square trademark is your assurance that you are specifying lumber and building products which are basically better.

Weyerhaeuser Sales Company

ST. PAUL 1, MINNESOTA



For All-Around Comfort . . .

Every day's a perfect day when your Warren Webster Man plans the weather. In the chill of winter, decade-proved Webster Baseboard Heating uses the modern science of Hydronics to wrap your house in a blanket of gentle, clean, draft-free warmth. It's hot water heating at the peak of comfort, to complement the finest home.

Webster Tru-Perimeter Forced Hot Water Baseboard Heating puts any dwelling out ahead—in sales-appeal and owner satisfaction. And, today it costs less than ever before. Installation is simple and easy. Modern-design, streamlined enclosures "melt" into the walls, blend into the color scheme. Webster Baseboard Heating provides wall-to-wall warmth that banishes winter's drafts.

WEBSTER'S
FINEST
PRODUCT

For All-Around Comfort get the facts from your Warren Webster Man. Or send for Bulletin AR-669. Warren Webster & Company, Camden 5, New Jersey. Since 1888. Offices in principal U.S. cities and Canada.



the Warren Webster Man

WARREN WEBSTER
HEATING . . . COOLING

announcing to
**ARCHITECTS and
 INDUSTRIAL DESIGNERS**
 a new
TRADE SALES DIVISION
for contract work



Specializing in:

- Exclusive vinyls
Printed and plain —
- Burlaps
- Grasscloths &
Textures

Brochure on request.


Louis W. Bowen, Inc.
Fine Wallcoverings
 509 Madison Ave., New York 22, N. Y.

Chicago • Boston • San Francisco • Los Angeles • Philadelphia
 Miami • Dallas

PRODUCTS FOR THE HOUSE

Pigmented Exterior Stains

Exterior Rustic Stains come in a range of colors which includes light pastels, medium shades of gray and brown, and the traditional darker greens and browns. Made with strong, light-fast colors finely ground in preservative oils, they may be applied to rough-sawed lumber and new or previously-stained shingles by brushing or spraying. In addition to beautifying the wood grain and texture, the stains are said to seal raw ends and edges and minimize warping. *Pratt & Lambert, Inc., 75 Tonawanda St., Buffalo 7, N. Y.*



Concrete Pool Packages

National prestressed, precast concrete swimming pools come complete with necessary fittings, filters, and other basic equipment. Available extra equipment includes ladders, diving boards, lights, vacuum cleaners, etc. Sizes start at 16' x 32'—the smallest recommended residential pool. *National Pool Equipment Co., Florence, Ala.*




Enameled Package Fireplace

A refined version of the old Franklin stove, the *Acorn* packaged metal fireplace can be placed in front of masonry or frame walls, vented through a chimney or any safe flue. Rear-support legs give appearance of wall mounting without drilling into walls; hearth conceals "feet" of the supports. Built of welded 16 gage steel, the *Acorn* comes in four porcelain finishes: red, gray, black and coppertan. *American Sitina Co., P. O. Box 492, Dedham, Mass.*

(more products on page 60)

economical *Streamline*® DWV
tube and fittings lower building costs . . .
increase the saleability of any type home



The plumbers here are preparing a Streamline DWV prefabricated assembly for a multiple bath sanitary drainage system. The strong, rigid assembly will be placed into position and completed with a very little additional work.

Because of the ease of this prefabrication type of installation, contractors report DWV copper tube and fittings can be installed in half the time required with caulked or threaded piping materials. And because it cuts installation costs, Streamline DWV copper tube and fittings naturally lower building costs. Streamline DWV copper tube and fittings also improve the quality of any home or building by providing a lifetime of corrosion and rust resistant, leak-proof sanitary drainage that never clogs.

To lower your building costs . . . and increase the value of your home . . . it will pay you to specify Streamline DWV copper tube and fittings for sanitary drainage.

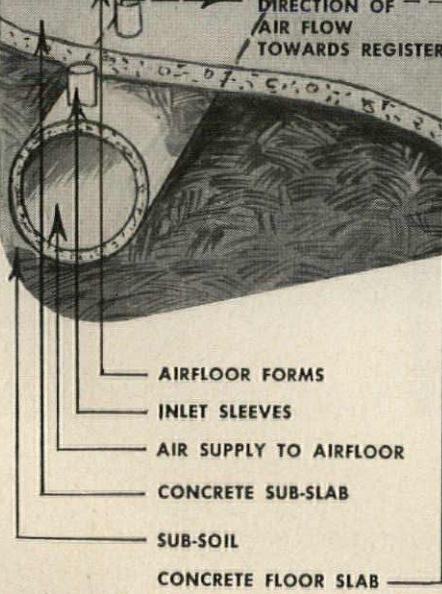
MUELLER BRASS CO. PORT HURON 8, MICHIGAN



Foundation for Comfort!



DIRECTION OF
AIR FLOW
TOWARDS REGISTERS

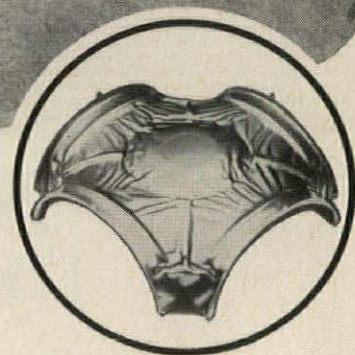


AIRFLOOR FORMS
INLET SLEEVES
AIR SUPPLY TO AIRFLOOR
CONCRETE SUB-SLAB
SUB-SOIL
CONCRETE FLOOR SLAB

- Can be quickly warmed or cooled
- Makes stone, cement, brick, terrazzo, comfortable to live on
- Is the ultimate in radiant heating and radiant cooling
- Provides draftless, silent perimeter distribution
- Lasts a lifetime without repairs
- Stores solar energy

CONVINCING!

This is one AIRFLOOR form.
MANY MILLIONS are now in use
all over the world.



AIRFLOOR

HAS ALL THESE IMPORTANT BENEFITS...THEY
ADD UP TO COMPLETE YEAR-ROUND COMFORT


- Is extremely economical on heating and refrigeration operating costs
- Provides 10° to 25° of daytime cooling by merely circulating cool night air through the system. (This natural cooling depends on day and night temperature differences as well as local ground temperature.)

AIRFLOOR COMPANY OF CALIFORNIA, INC. • 13729 EAST ROSECRANS AVE. • UNIVERSITY 3-5735 • NORWALK, CALIF.

ARCHITECTS AND ENGINEERS ARE ALSO INVITED TO WRITE FOR AIRFLOOR INFORMATION ON
SCHOOLS, CHURCHES AND OTHER INSTITUTIONAL BUILDINGS

Right Combination

FOR SALE AFTER SALE!



PRODUCED IN 48 DECORATOR COLORS PLUS SPARKLING BLACK AND WHITE

Here is the most wanted, therefore most *profitable* bathroom fixture combination you can offer. The industry's first Concave Lavatory* plus the famous Case Non-Overflow One-piece** Water Closet with the whispering flush.

The Case Wellington*** 300 Lavatory is the most wanted because it's the first *really comfortable* lavatory ever made for men and women. Gracefully curved for comfort and unusual beauty. Extra-spacious, wide, flat deck. Shown with art-designed wrought iron legs and towel bars all in one piece.

*Available with Wrought Iron or Chrome Legs

Legs supplied in decorator colors and sparkling black and gold. You already know the Case One-Piece Water Closet and its customer-winning features like non-overflow bowl; safeguarding anti-syphon ballcock; pressurized cleansing rim flush; large water area; healthful seat height; time tested, with streamlined design in 48 colors and black and white. Ask your Case wholesaler or distributor or write:


**Patented

***Patent Pending

by **Case**

CASE MANUFACTURING CORPORATION

33 MAIN STREET, BUFFALO 3, NEW YORK



FREE HEATING PLAN

custom-engineered to your home

Be sure...be comfortable...be economical. Let a Wesix heating engineer design the most important part of your home—your heating system. There's absolutely no obligation. This unusual offer costs you nothing but it can save you heating dollars. It can mean years of extra comfort...increase the value of your home...make it a healthier, happier place to live.

Your free, heating layout is designed by the engineers of Wesix, world's largest manufacturer of automatic electric heating. It shows you the best location for your heaters, based on *your* room plans and specifications...what type heater and size unit is most satisfactory for every room—to provide true "zone control" room by room. Heat controls, if needed, are recommended. Cost of equipment and operating costs are given. A custom engineered plan and recommendations are mailed to you.



here's all you have to do

It's easy to obtain this free service. Our 32 page booklet "Design for Modern Electric Heating" gives you complete details, including graph paper to draw your floor plan, instructions for furnishing a few

simple specifications, and a postage paid return envelope. In addition our booklet is packed with helpful information on how to make the best use of modern electric heating, tips on insulation, air filtration, operating costs.

For helpful hints on heating and a free engineering layout, fill in and mail coupon below.



WESIX ELECTRIC HEATER CO.

390 FIRST STREET • SAN FRANCISCO 5 • CALIFORNIA

Please send me free copy of your booklet: AR-805

"Design for Modern Electric Heating"


NAME _____

ADDRESS _____

CITY _____ STATE _____

-  WALL FURNACES
-  BASEBOARD PANELS
-  WALL CONVECTORS
-  PORTABLE HEATERS
-  WIREDHEAT CABLE
-  HOT WATER RADIANT
-  BATHROOM HEATERS
-  BATHROOM AUTOMATICS
-  FORCED AIR HEATERS

PRODUCTS FOR THE HOUSE



Outdoor Switch and Receptacle


A weatherproof switch and receptacle combination in a single-gang box with cover plate is now available for outdoor electrical outlets. The single-pole switch controls lights on the system, while the receptacle operates plug-in appliances. Switch and receptacle work independently and are on the same circuit. The outlet can also be wired so that it is controlled by the switch. Called the No. 241 Model, the switch and receptacle combination is protected by *Saf-T-Lok* snap covers. *Bell Electric Company, 5735 South Claremont Ave., Chicago 36, Ill.*



Experimental Bedroom Telephone

An experimental telephone, designed for convenient use in bedrooms, is now being tested by the Bell Telephone System in several major cities. The unit is approximately half the weight of the conventional telephone, comes in several colors, and has a night light which automatically lights up the dial if the hand set is lifted. The night light can also be switched on when the telephone is not in use. This smaller, lightweight telephone takes up less space on a bedside table and is easier to pick up, set in the lap, and dial while in bed. *American Telephone and Telegraph Company 195 Broadway, New York 7, N. Y.*

more products on page 64



for Record House plans, plan with...

LUPTON ALUMINUM SLIDING WINDOWS

Does style sell? You know it does. You can prove it, too, by including Lupton Aluminum Sliding Windows as a part of your plans *from the beginning*. Lupton's clean, quiet good looks mean a lot to particular people. Add a lot for a little. For while Lupton makes many of America's most wanted windows, it puts them well within the builder's—and the buyer's—budget.

Home owners appreciate the smooth, effortless operation of Lupton Aluminum Sliding Windows. Sash operates on quiet nylon rollers. Hand grip is a full-length one-piece section. Sliding panels are easily removed for cleaning. And, the weather strip is woven pile on aluminum backing—to prevent air and water leakage.

Builders will appreciate the quality construction of Lupton Aluminum Sliding Windows. Frames and sash are of extruded aluminum. Meeting bar latch is stainless steel. Sill rail is fully tubular section. Moulded vinyl strip is furnished for glazing. A continuous nailing flange speeds installation, provides for weather tight application. Windows meet AWMA specifications DSA-1.

See the Michael Flynn Catalog in Sweet's (Section 17). Get further information from your nearby Lupton representative or distributor (see the Yellow Pages under "Windows and Sash—Metal").

LUPTON

METAL WINDOWS • SLIDING DOORS

MICHAEL FLYNN MANUFACTURING CO.

Main Office and Plant: 700 E. Godfrey Avenue, Phila. 24, Pa.

West Coast Offices and Warehouses: 2009 East 25th St.,

Los Angeles 58, Calif.; 1441 Fremont Street, Stockton, Calif.

Sales representatives and distributors in other principal cities




The qualities of cedar shingle roofing transcend passing fancy. Custom home designs—*of any period*—are characterized by expansive roof areas, distinctive roof textures, important roof pitches. The versatility and integrity of natural materials—notably cedar shingles for exteriors—afford the designer limitless scope, infinite expression.

Shingles of Western Red Cedar have that vital *third dimension* . . . the thick butt-lines that catch the sun and create shadow accents of dramatic depth. Only cedar shingles offer the natural graining and rich texture of the genuine. Because only cedar *is* the genuine.


When you think of roof design . . . think *big* . . . think *bold* . . . and *you will think of cedar!*

RED CEDAR SHINGLE BUREAU

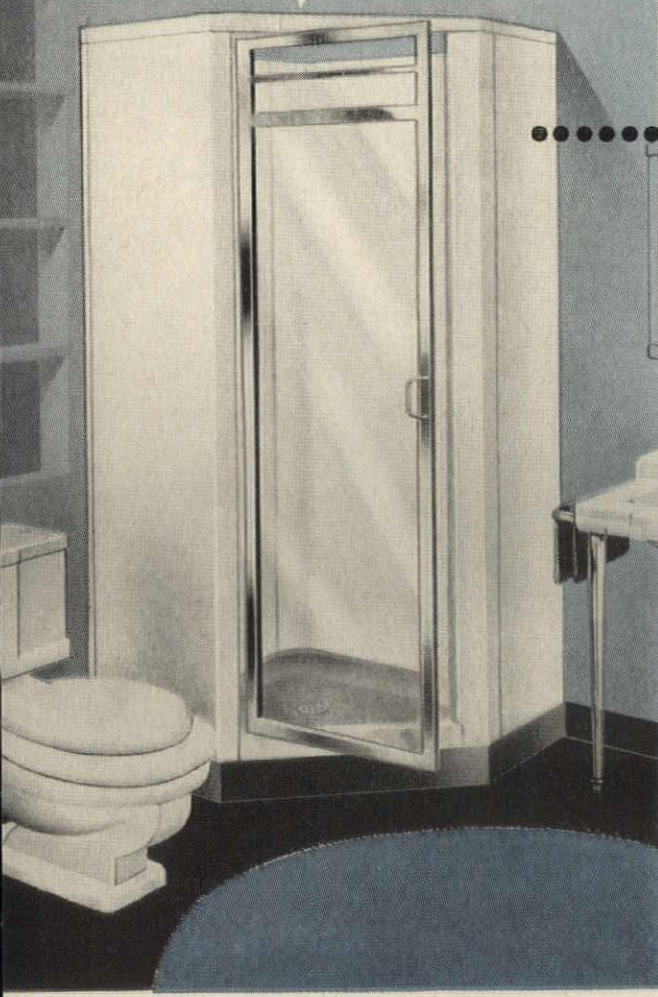
5510 White Building, Seattle 1, Washington
550 Burrard Street, Vancouver 1, B.C.



\$50,000.00 plus...



Architect: Jones & Duncan
Highland Park, Illinois



..... plus
A FIAT® SHOWER

This architect reasoned right! For the second, or third bathroom in any price house a FIAT "packaged" shower adds more utility... requires less space... fits in perfectly for modern living. Best of all, a FIAT shower stretches budgets—allows you to build-in more quality by economizing on the extra bath.

There is a wide variety of models... square, corner and built-in... some with porcelain enamel walls... some with complete glass fronts... all with the permanently leak-proof, safe and beautiful FIAT PreCast terrazzo shower floor.

Write today for full color catalog 58.




FIAT METAL MANUFACTURING CO.

9301 Belmont Ave., Franklin Park, Ill.

Since 1922... First in Showers / Packaged Showers • Doors • Floors
Toilet Room Partitions

FIVE COMPLETE PLANTS: Long Island City 1, N. Y.; Franklin Park, Ill.; Los Angeles, Calif.; Orillia, Ont.; Albany, Ga.



"Glass Paneled" Fireplace

The "Flame Dancer," a glass paneled divider designed to set off a free-standing fireplace, is one of a series of new residential patterned glass applications developed by designer Paul McCobb. The unit is composed of four angled panels of the Blue Ridge Glass Corporation's *Linex* patterned glass set in an extruded aluminum frame and mounted on a platform to create a focal point in the room. This and other designs in the series are shown, complete with construction details, in a twenty page booklet, "Eight Ideas by Paul McCobb," available from Libbey-Owens-Ford Glass Co., Toledo 3, Ohio.

Versatile All-Purpose Enamels

Three new additions have been made to the Cabot line of paint and stain products. *Alkyd Interior Flat* hides most surfaces in one coat and dries quickly enough to permit "same-day" use of a room. *Alkyd Interior Semi-Gloss* gives a durable, uniform finish to wood, metal or plaster, and can withstand repeated cleanings. The *Alkyd Gloss Enamel* for use indoors or out is waterproof, easy to clean, and covers with one coat. Samuel Cabot, Inc., 141 Milk St., Boston 9, Mass.



Lightweight Insulation

Thermo-Sensitive insulation, made of long glass fibers and faced on one side with aluminum foil, is said to respond more quickly to temperature

changes than other types of insulation. Rolls are compression-packaged in compact form; each roll weighs about 5 lbs. The insulation comes in three thicknesses and in standard widths. L-O-F Glass Fibers Co., 1810 Madison Ave., Toledo 1, Ohio.



Hammered Copper Weather Vane

The *American Eagle and Arrow* weather vane may be installed on house or garage roof, and is composed of hand-hammered copper finished with 22K gold leaf for appearance and durability. It is being offered in three sizes, with wing spreads of 15, 20, and 27 in. J. W. Fiske Architectural Metals, Inc., 111-117 Pennsylvania Ave., Paterson, N. J. *more products on page 198*

If I were an Architect...

I WOULD SUGGEST **TEXTURE**

Add eye-pleasing texture to your designs with deeply striated Shakertown Glumac Units in genuine Red Cedar Shakes. Heavy butt lines subtly emphasize the horizontal with light drop-shadows. Specify exterior texture, color and insulation... specify Shakertown Glumac Units for your homes. Choice of 12 distinctive exterior colors.


46 3/4" EASY TO APPLY

Shakertown CORPORATION
DEPT. AR5, 20310 KINSMAN ROAD · CLEVELAND 22, OHIO

Shakertown GLUMAC UNITS · SIDEWALL SHAKES · STAIN · JIFFY CORNERS

SEE OUR CATALOG IN SWEET'S LIGHT CONSTRUCTION FOR THE YELLOW PAGES UNDER "MODULES OF SHAKES"

LISTED IN THE YELLOW PAGES UNDER "MODULES OF SHAKES"



WILLIAM F. BERNBROCK, ARCHITECT; ERICSON CONSTRUCTION CO., BUILDER

MORE NICE THINGS ARE SAID ABOUT ARCHITECTS WHO SPECIFY
Pella Casements with RolSCREENS

That's because home owners with PELLA WOOD CASEMENT WINDOWS are assured of so many comforts and conveniences.

Like ROLSCREENS—the self-storing screens that roll up and down like window shades to eliminate seasonal maintenance work. Insulating glass stays in place year round, too—and is matched as a comfort maker by spring-type stainless-steel weatherstripping that surrounds all four sides of the sash. Convenience—that's the word for the way PELLA CASEMENTS can be cleaned from inside!

All these advantages come with PELLA WOOD CASEMENT WINDOWS—now available in glass sizes up to 24" x 68"—the largest wood casements available. See our section in Sweet's architectural file or write today!



ROLSCREEN COMPANY, Dept. RH-58, Pella, Iowa

Please send me illustrated literature on PELLA CASEMENT WINDOWS.

FIRM

ADDRESS

CITY

ZONE

STATE

WOOD CASEMENT WINDOWS

KENTILE® Vinyl on today's smartest FLOORS



Striking combination of Teak, Mahogany and Birch Woodgrain Planks. For interesting wall effects, use a single tone.

The beauty of wood plus the advantages of vinyl

KENTILE® Vinyl Woodgrain Planks

All the rich shading and graining of fine woods. Planks go down seam-tight . . . no dust-collecting cracks. No sanding. Non-porous, greaseproof surface. "Colors-clear-through" stay new looking through years of family wear.

Ask your Kentile Representative to show you this *practical* flooring.

These Kentile Vinyl Woodgrain Planks can be installed in single tones or combinations of:

- Limed Oak
- Teak
- Mahogany
- Birch

Size: 4" x 36"

Thicknesses: .080", 1/8"

KENTILE FLOORS

AVAILABLE IN: SOLID VINYL • ASPHALT TILE • VINYL ASBESTOS • RUBBER AND CORK TILE . . . OVER 175 DECORATOR COLORS!

58 Second Avenue, Brooklyn 15, New York • 350 Fifth Ave., New York 1, New York • 3 Penn Center Plaza, Philadelphia 2, Pennsylvania • 1211 NBC Building, Cleveland 14, Ohio • 900 Peachtree Street, N.E., Atlanta 9, Georgia • 1016 Central St., Kansas City 5, Missouri • 4532 So. Kolin Ave., Chicago 32, Illinois • 2834 Supply Ave., Los Angeles 22, California

For this third special issue of exceptionally fine houses, we have selected twenty from among the several hundred studied and visited throughout the United States. They are all recent work, suitable for typical client-families, and adaptable to average sites. Prices range from \$16,000 up—with a number in the lower cost brackets. As usual, we have sought to be representative in all ways possible: important current planning ideas, design and structural types; both young and well-known firms; and coverage of all regions possible.

We are grateful for the reception given our two previous books by the architectural profession, the press, television networks, universities and museums. All have helped us show good houses to the public.

Record Houses Of 1958

This book will be available through bookstores, as before. Apart from our major service aim of seeking out and recording the best possible houses, the book was prepared with a view toward being of help in architect-client discussions. The book is in three sections. First is a discussion of current tendencies of planning and design in the growing crowdedness of our cities. Next is this year's group of houses, with a feature on each. Finally, are the newest available products and booklets for residential work.

A serene example of an idyllic "private world" is this sheltered court and pool in the Miami, Florida, house of Philip H. Hiss, Designer and Owner. (See page 74 for full coverage of house).

PHILIP H. HISS



The New House of 1958


“What’s new?” This brief greeting, innocuous and colloquial as it is, can pose a serious question to an editor. More often than not, the desired answer would be a terse, glowing report of a wondrous new world in creation. In the field of residential architecture, at least, the real answer is that events move more slowly. For several years we have been in the process of refining and developing ideas and concepts we have had for some time. Nevertheless, a new kind of house *has* been quietly evolving—one which holds considerable interest in view of our much-publicized population burst. Many concrete devices have been advanced to partially solve the more acute problems of shrinking space and expanding costs: open planning, glass walls, indoor-outdoor living, “vistas,” “flexible partitions.” Their use and value have been explored by the press to the point of becoming clichés; and unfortunately, their benefits have been accompanied by new problems, notably reduced privacy and quiet.

One palpable answer has been germinating for some time. It is a reversal of the cherished “English Landed Estate” approach: as pretty or grand a façade as one could maneuver, set in a gently manicured plot. These front yard and setback schemes that define our residential districts were founded, no doubt, to create pleasantly unified and democratic neighborhoods. Then conditions changed. The present day result—higgledy-piggledy monotony—has become a favorite target of cartoonists and keen-tongued sages.

The “reversed” concept literally blots out the populated world: at its ultimate, windowless walls of house or garden shield a tranquil, private sanctum of courts and pools, and spaces that can be as large or small, bright or dark as one wants.

The idea is hardly new or exotic. For many years isolated examples have been created by such architects as Mies Van Der Rohe,


Courtyards Provide Tranquil Sanctuaries



An ancient Egyptian courtyard. *N.Y. Public Library.*



Early Pompeian house with court. *N.Y. Public Library.*



House for Mr. and Mrs. Allison T. Wanamaker, Seattle, Wash. Paul Thiry, Architects. *Photo by Art Hupy.* (See page 134.)



House of Six Wives, China. *N.Y. Public Library.*



House of Vetti, Pompeii. *N.Y. Public Library.*

Philip Johnson, Paul Lester Wiener and José Sert. Its development as a contemporary town house is traced by Ian L. McHarg in his article "The Court House Concept" (*ARCHITECTURAL RECORD*, September, 1957). What is new is its application to suburbia and to mass housing.

Looking back farther, such a house has been a familiar retreat for billions of people throughout history: for privacy wherever and whenever big numbers have congregated in little areas; and for protection, or the creation of a livable oasis, in inhospitable regions. Name the time and place and there's probably been an example—an American frontier fortress, a Chinese house, a Mexican Casa, an early New Orleans patio-house, a Moorish pavilion for the ladies. Americans' current interest in the "court house" may stem from their new globe-trotting habits and their consequent exposure to the scheme here and abroad. At the architectural end, much interest can undoubtedly be credited to the State Department's far-flung and enlightened embassy building program. We are learning not to copy, but to recapture an atmosphere, a sympathy, by more fundamental means.

The firmness of this trend has become increasingly obvious with each year's search for Record Houses. This year's collection contains quite a few examples. Also, many large-scale housing projects using individual, interior courtyard schemes are afoot

Blank Exteriors Attract Decoration . . .

across the country. Some are near realization.

The typical reaction to the outcropping of this type of house has been a nod to the unity and peace it provides, disdain for the possible bleak blankness of the outside walls. The obvious answer to that is also flowering: color, decoration, grills, sculpture, mosaics, ornamental use of materials.

Another strong trend, which produces results similar to the house built around one or several courts, is the pavilion type house placed in a high-walled garden. Aside from houses set in splendid countryside—which are rapidly dwindling in number—this is the only suitable place for the glass house and the oversized picture window. The pavilions are most often simple rectangles, sometimes raised on a platform or podium. Some evoke an oriental image, some a neo-classic one. More elaborate versions make the most of “zoned living” and provide a separate but linked pavilion for each activity. An experimental house by architects Nelson and Chadwick makes a pre-fab pavilion of each room. Together, they somehow conjure up the pleasant aura of a Japanese village.


The anti-austerity mood is also apparent in many of these pavilion houses. With most walls of glass, the interest has centered on the roofs; there are slopes and sheds, arches and domes, paraboloids and catenaries. As technology increases, probably so will roof-




Grille of Seville dwelling, Spain. *N.Y. Public Library.*




Giroud house, New Orleans, La. *N.Y. Public Library.*



House for Dr. and Mrs. Ben Freedman, New Orleans, La. Lawrence, Saunders and Calongne, Architects. (See page 116.)



Casa de los Mascarones, Mexico. *N.Y. Public Library.*



Casa de las Conchas, Spain. *N.Y. Public Library.*

FRANK LOEY MILLER

Private Pavilions Separate Activities . . .



Mount Pleasant, mansion.
N.Y. Public Library.



Chilean home and a garden.
N.Y. Public Library.



MARVIN RAND

House for Mr. and Mrs. Richard Opdahl, Long Beach, Calif.
Killingsworth-Brady-Smith, Architects. (See page 152.)



Corner of house in Tokyo,
Japan. N.Y. Public Library.



Gateway of house in Atami,
Japan. N.Y. Public Library.

line diversity. Engineering advances, mechanical developments to control (and create) environment, materials developments—all are freeing the concept of what a house must be.

There are also several social factors involved in the acceptance of these walled-in, introverted houses. Above all there is the continuing trend against ostentation (as distinguished from mere decoration) and towards a certain conformity. These houses can provide these qualities for outside appearances, and shelter within most anything desired. And most anything very often is wanted. Instead of set formalities, our customs seem to change rapidly these days, even from occasion to occasion. The ideal contemporary house must be a quick-change artist; but the effort and instability of hyper-flexibility do have certain drawbacks. There are those who claim our houses have been mainly predicated on the requirements of the English tea ceremony, which most of us no longer perform; but there are also minor mutterings that we are now merely substituting the Japanese tea house for the English—while we persist in drinking coffee.


Architecture, though, is never created in a vacuum, but is dependent on, and sensitive to, many seemingly abstruse factors. For example, the population statistics: as crowded as our cities, suburbs and streets are today, all the serious prognosticators

Roofs Are Taking Fanciful Shapes . . .

are foretelling a doubly congested near-future. Solid "city" is predicted from Boston to Washington, from San Francisco to San Diego, and in shorter belts across the country. Many, looking at the arid stretches of "no down payment" houses already burgeoning everywhere, view the bleakness of our future lives and habitats with grim concern. The fetching young charms of suburbia are fading. Novelists and Hollywood have been tenaciously, and all too candidly, depicting the lapse of family solidarity in these smaller, more closely-packed developments. A new kind of house is needed.

Since the years of World War II, the fabled "Postwar House" has loomed as a vague goal. If one looks around carefully and comparatively, he may find it—at least in the realm of manufactured building materials. But something has been missing.


Many excellent articles have been written by highly thoughtful people exploring the problem and urging that something be done to solve it. The impact has been great. More and more the concept of what an American house should be is changing. And the change is far more basic than a change in fashion or style, though there are overtones of this as well. The average person's vague yearning for something more personal, more restful, more beautiful, is being fulfilled by a renewal of the age-old flight from severity, and an ever stronger movement toward the houses we must—and assuredly will—have.



Moller house in Copenhagen.
N.Y. Public Library.



Honan Canal, Canton, China.
N.Y. Public Library.



House for Mr. and Mrs. Samuel H. Herron, Jr., Venice, Fla.
Victor Lundy, Architect. (See page 86.)




Pavilion of a Turkish house.
N. Y. Public Library.




Casa Batlló, Spain, by Gaudi.
N.Y. Public Library.


A Controlled Environment



This colorful house (see frontispiece, page 68) incorporates an amazing number of newer ideas, materials and equipment within its straightforward shape: 1. The plan is zoned into four areas for privacy and noise control, divided in the center by a two-story screened court and stair hall. 2. Privacy is further assured by plastic-paneled fences, mechanically operated louvers. 3. Sound is controlled by glass fiber insulation in walls and ceiling, acoustical plaster ceilings, carpets and draperies, and air conditioning—which allows house to be closed up. 4. The building is modular, with 14- by 21-ft bays (center one is 21 by 21). The basic module is 3½ ft, the width of the sliding aluminum windows, doors and screens. 5. Construction is durable and fireproof—frame, bar joists and studs are steel. Floors are beige quarry tile on concrete slabs. The roof is steel decking, marble chips. Walls are ceramic brick, blue aluminum.



PHILIP H. HISS



PHILIP H. HISS, DESIGNER.

Mr. and Mrs. Philip H. Hiss, Owners.

Location: Sarasota, Florida.

Air Engineering, Inc., Heating Engineers.

Kenneth D. Brumbaugh, Electrical Engineer.

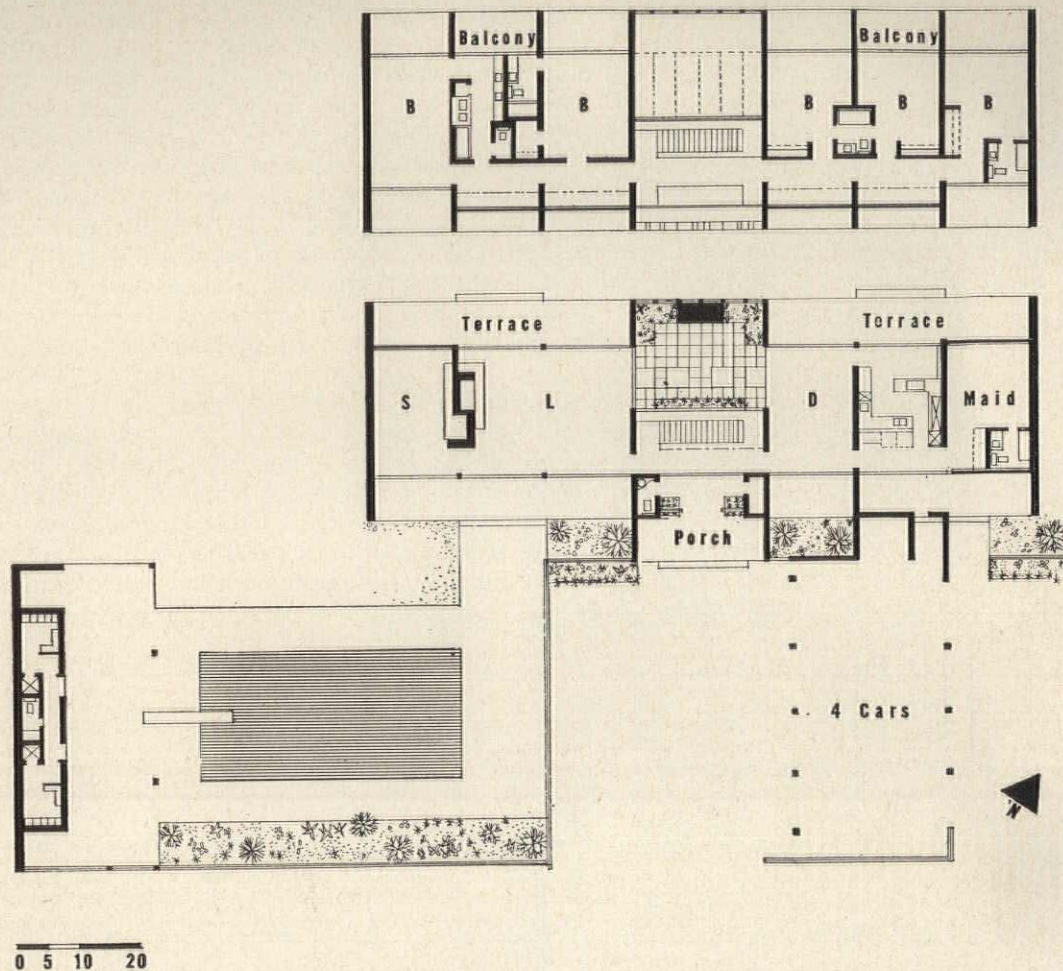
Phil Hall, Interior Designer.

Philip Hiss Associates, Inc.,

and A. J. Twitchell, Contractors.



The Hiss House: A Two-Story Central Court Bisects Both Floors . . .



The house is planned for the automobile. A large carport has eight upward-acting doors, serves as porte cochère, with easy access to front and service entrances. The motor court gives a fine sense of "arrival" at the house, space for parking.

In the living room (top left), as elsewhere in the house, all materials and surfaces are extremely easy to keep. Walls are plaster (all paint is scrubbable), woodwork is oiled teak, floors are beige quarry tile. Predominant colors of the house are blue, green, natural wood, white and dark gray. Fireplace is mosaic.

Courts and terraces abound throughout the house: small courts are off dining and living rooms (far left), a large one in the center (middle left), and one for the pool. Each room has at least one terrace or balcony. There is ample storage—cabinets line the upstairs corridor. Built-ins have plastic surfaces.

The stairway (left) forms decorative feature at entry, has travertine treads, iron railing. Lighting throughout the house was carefully planned by the owner, has low voltage and mercury dimmer controls. The house is extremely well equipped with mechanical appliances—all possible are built-in.

The Hiss House: A Heat Pump Adds Or Extracts Heat In Twelve Zones...

A great variety of means were used to gain flexible control of the physical environment within the house—sunlight and shade, heating, cooling. The chief means, of course, is the air conditioning and heating system. This is composed of a ten-ton water-to-water heat pump in the utility area off the garage; the pump is connected by insulated piping to an air handler in each of twelve zones (each room), individually controlled by a cooling-heating thermostat.

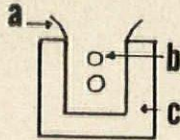
In the winter, the cold refrigerant in the heat pump (about 40 F) extracts heat from incoming well water (about 77 F), concentrated heat in the compressor and sends it on to the air handlers in water at about 115 F. If a particular zone is calling for heat, its thermostat opens a three-way motorized valve and allows the heated water to pass through the air handler. The blower in the air handler completes the transfer of heat from the water to the air in the room.

In the summer, the air handlers extract the room air heat and transfer it to the circulating water. The heat pump, now operating on reverse cycle, extracts the heat from the circulating water, concentrates this heat in the compressor and sends it on to the outgoing well water, which is discharged into the bay.

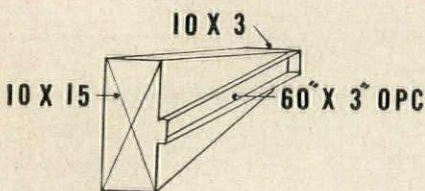
This system is supplemented by sun control devices: louvered sunshades, concrete grills, highly reflecting white roof and end walls, glare reducing lawn, planting and drives, gravity ventilators in each bay drawing air through walls and roof.

UNDERSLAB DETAIL


- a—Plastic film seal.
- b—Vermiculite.
- c—Lintle block.



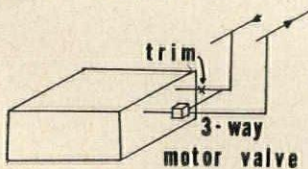
LIVING ROOM REGISTER



SCHEMATIC PIPING LAYOUT




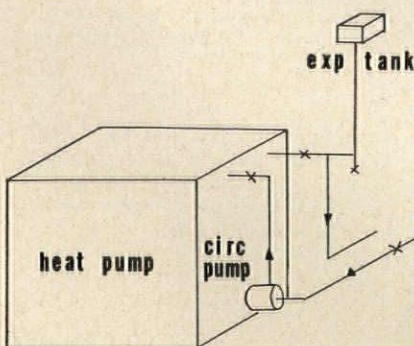
SCHEMATIC AT CONVECTOR




Ductwork is minimized in this system, detailed above and left. It provides great flexibility of control, with different temperatures as desired in each room—or areas shut off completely. The pre-cast concrete grill (below) helps shield interiors from sun.

The heat pump equipment (below, and detail below left) is packaged, compact. It occupies a small utility closet off the garage. Air handlers for the rooms are in closets with louvered doors; the return air helps keep clothes in the closets dry in summer.

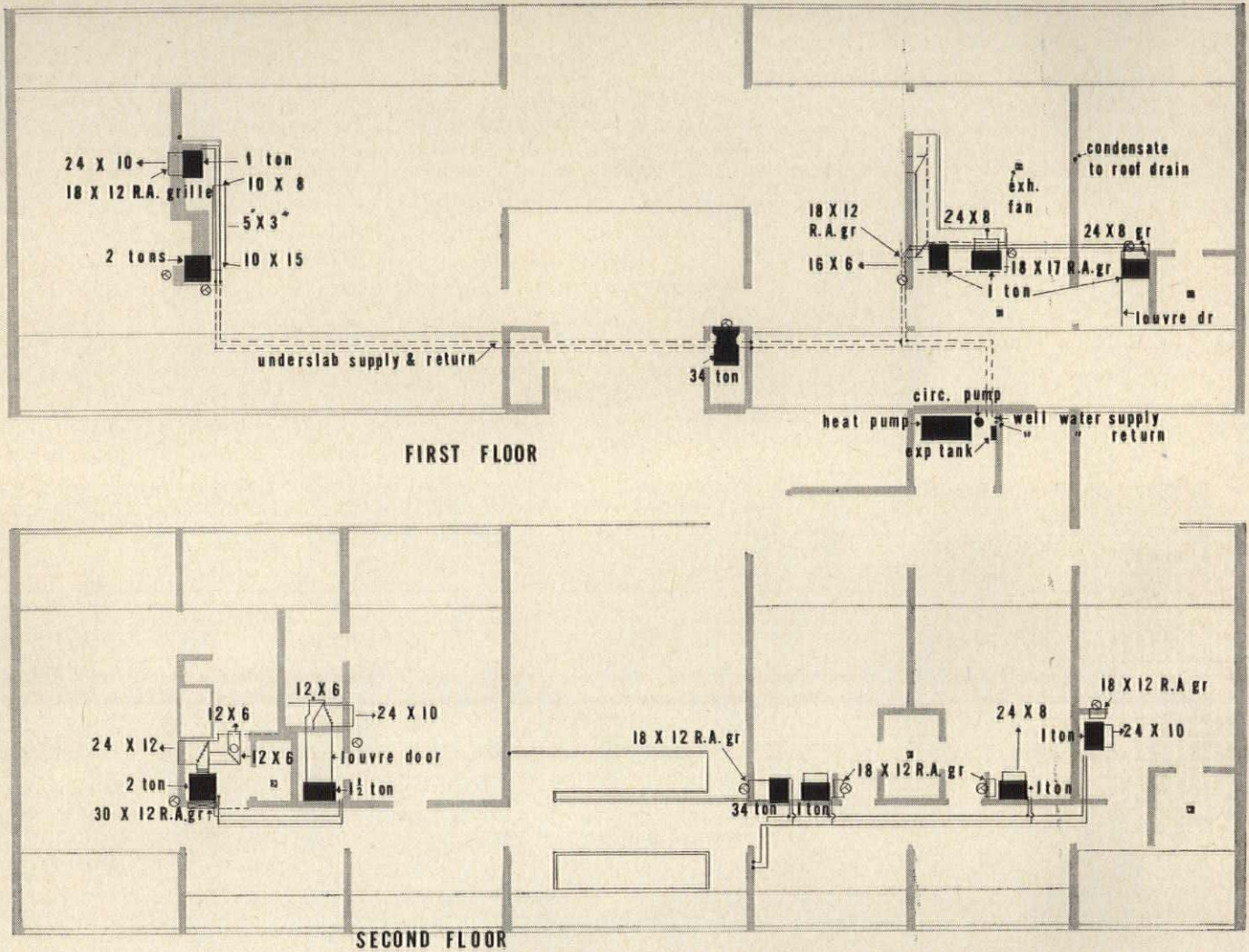
SCHEMATIC AT HEAT PUMP



PHILIP H. HISS





HEATING LAYOUT



Fenestration is entirely by sliding aluminum doors or windows, and provides for minimum air infiltration during periods of cooling and heating. Sliding screens interlock with the frames. Continuous slots above each balcony door create an air wash through the roof to gravity ventilators in each bay; end walls of the house also have vents and create an air wash to the roof.


Balconies and terraces create a 7-ft overhang; in four front bays, closets with high windows over them have 3½-ft overhangs. Louvered sunshades (below) form ceilings of balconies when up. They are motor-driven, controlled by switches, and operate somewhat like an upward-acting door. They can be locked into place to afford a measure of hurricane protection.



JOHN PEKRUHN, ARCHITECT.
Mr. and Mrs. H. George Foster, Owners.
Location: Huntingdon County, Pennsylvania.
Joseph E. Spagnulo, Structural Engineer.
William R. Jahnke, Mechanical Engineer.
H. T. Reynolds Company, Contractor.



The Formal Country House





JOSEPH W. MOLITOR


Contemporary styling, structure, and materials were manipulated here in such a way as to produce an attitude of formality which is at the same time rather soft and rustic to correspond with the region and site of this house. Designed to sit alongside existing barns and sheds in the Pennsylvania countryside, the house has a high-pitched roof. The roof rests on a "big-member" fir frame on 8-in. centers which frees all the walls and partitions of structural load. This made it possible to keep solid interior partitions at a maximum height of 8 ft. Spaces above the partitions are either open or enclosed with glass, so the roof, with its big, exposed beams, can be seen extending from one space to another.

The house, which sits on a platform, is surrounded by a great wood deck of cypress planks. Open-tread stairs lead up to the deck on three sides. Exterior walls are composed of glass and handmade brick.

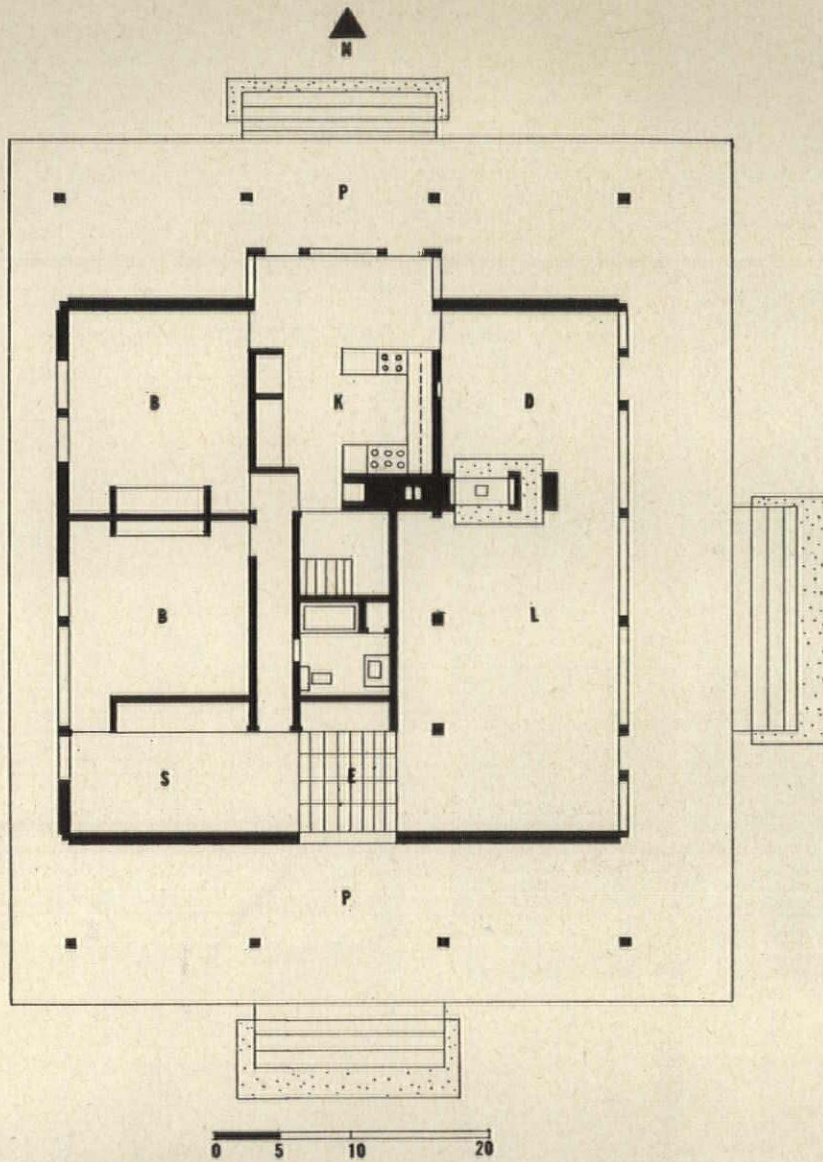


Traditional furniture fits comfortably and properly in this house where there are so many exposed natural materials (see photo above). The floor surface of the entrance is of highly polished flagstone set in cement. In the study beyond, the floor is wood-mosaic colonial plank. The big, exposed structural members are fir, and the ceiling is natural fir plywood decking.

The dining room is just off the kitchen and is served by a pass-through (photo right). Space above the plaster and wood stud partition is enclosed with glass. The kitchen area extends slightly out onto the porch (see plan, opposite page) which allows room for a small snack table near the rear glass wall. The print wallpaper in the kitchen echoes the traditional atmosphere created by the furnishings.



The Foster House: A New Setting For Traditional Furnishings . . .




JOSEPH W. MOLITOR



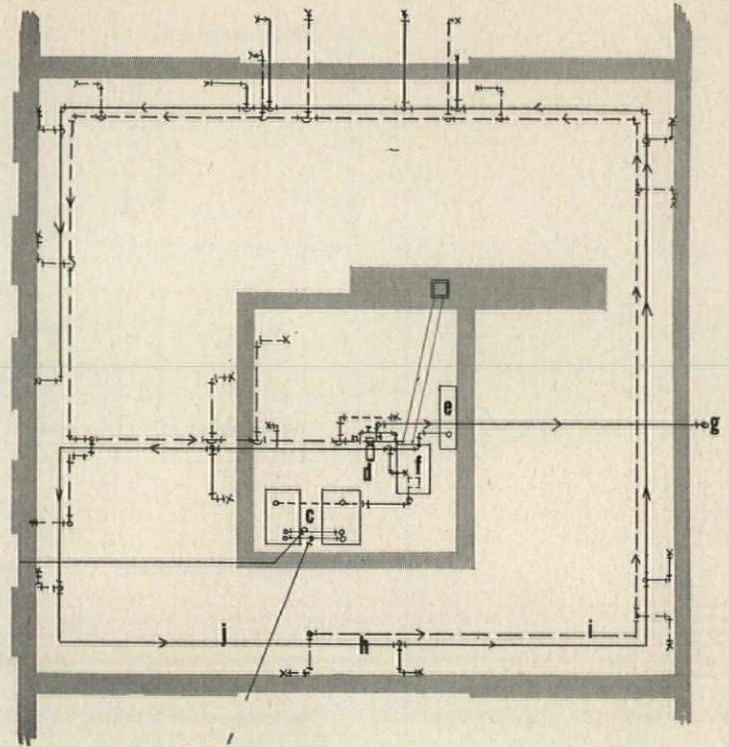
A plumbing and utility core, along which are placed the bathroom, laundry, and kitchen, splits the house and creates a buffer-zone between the two major areas. One side of the house is then devoted to bedrooms and study; one to dining-living area.

The east wall, which flanks the dining and living areas (photo left), is composed entirely of floor-to-ceiling glass panels supported by the wood structural members. The brick surface of the north and south walls of the house are left exposed on the interior.

PLAN OF BASEBOARD RADIATORS



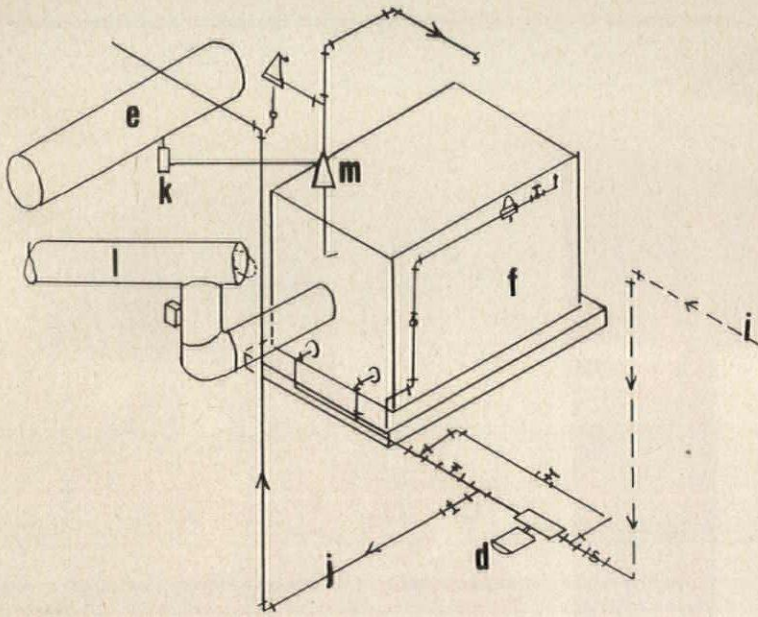
PIPING PLAN



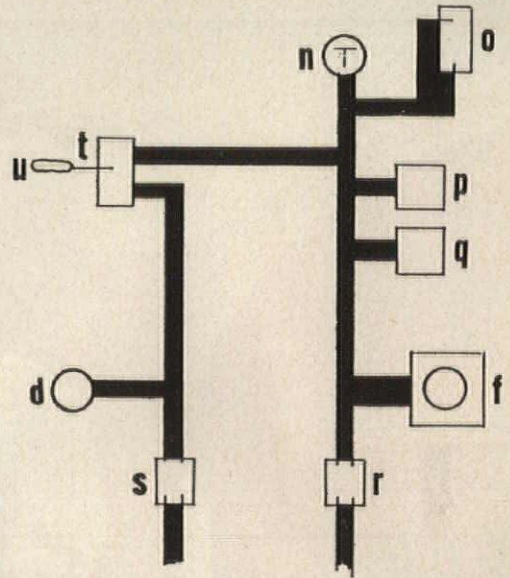
- LEGEND: Baseboard radiation—a
 Convector—b
 Two 275-gal. storage tanks on pipe stands—c
 Circulation pump—d
 Twelve- by 48-in. expansion tank—e
 Oil-fired water boiler—f
 Pump discharge onto ground—g
 Mains: wrought iron, standard weight pipe—h
 Return—i
 Supply—j
 Tank fitting—k
 Barometric damper—l
 Boiler fitting—m
 Room thermostat—n
 Oil burner emergency switch—o
 Stack switch—p
 Burner controls—q
 Burner starter—r
 Pump starter—s
 High limit control—t
 Dual immersion aquastat in boiler well—u

Perimeter heating is often being applied to residential architecture to solve the problem of supplying uniform heat, especially in houses that have large areas of glass in exterior walls. The size and simple plan of this house, and its glass walls, were considerations which affected the choice of the perimeter scheme. Since much glass is used, heat transmission through the walls could be expected to be high. By distributing the heat from baseboards along all of the walls, an even flow of heat into the rooms is maintained, and drafts or "cold wall" areas are avoided. Hot water, supplied by a small oil-fired boiler (see photo, right), is forced through lines of radiant pipe which run along the perimeter of the house (see plan, above left). The pipes are concealed within continuous baseboard strips (see photo, far right). The house is small enough, and the plan simple enough, that no long or complicated runs of pipe were necessary. Temperature of the water when it leaves the tank is approximately 220 degrees. A high flue stack was necessary in order to disseminate heavy smoke from the oil-burner, so the furnace room had to be dropped to a sub-ground level. Water was encountered in excavating, so the architect waterproofed the entire basement, creating, in effect, a concrete "boat."

BOILER PIPING DIAGRAM





CONTROL DIAGRAM



The Foster House: Heating Is By Baseboards Around The Perimeter . . .


JOSEPH W. MOLITOR





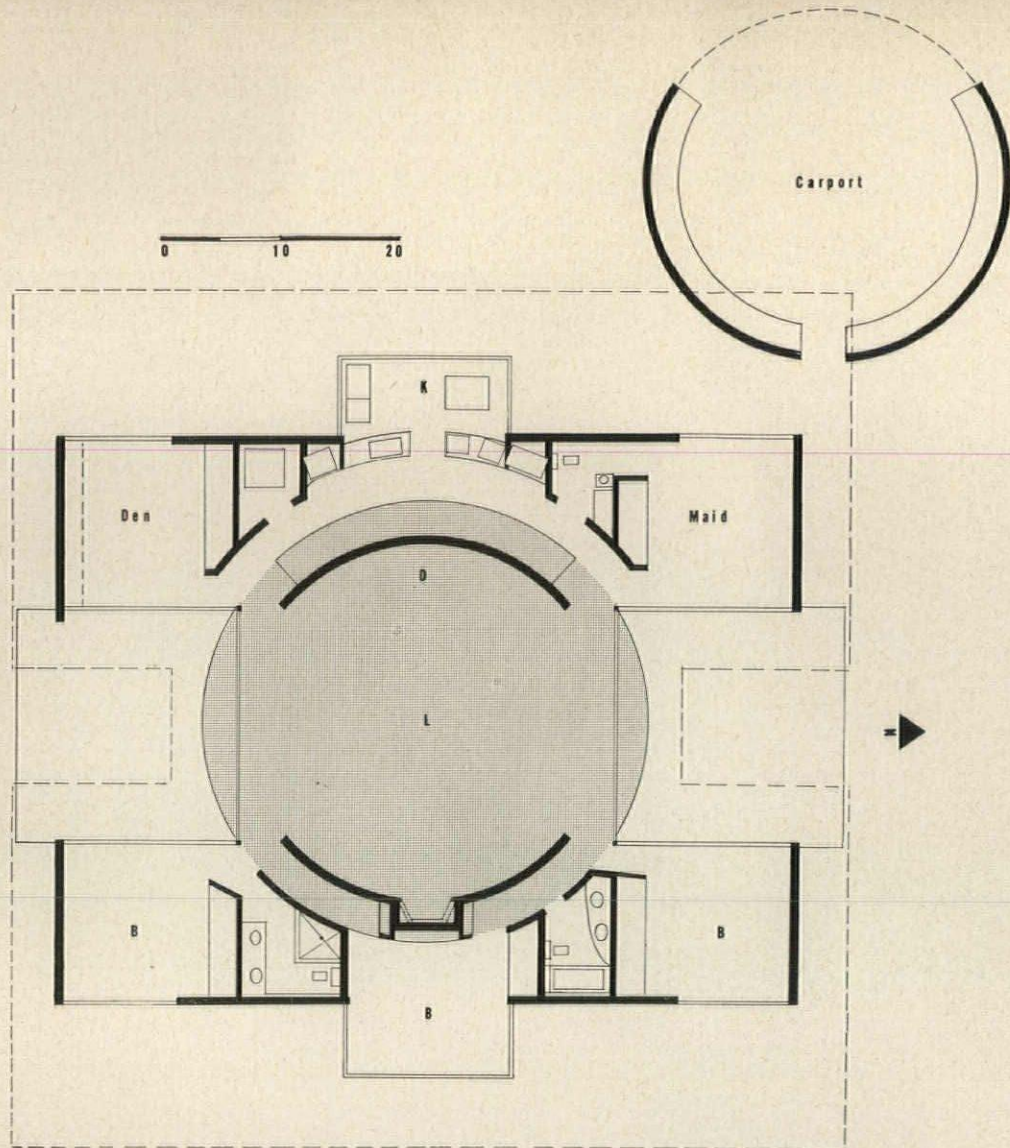
VICTOR A. LUNDY, ARCHITECT.
Mr. and Mrs. Samuel H. Herron, Jr., Owners.
Location: Sarasota, Florida.
Spear, Inc., Contractors.

VINCE LISANTI



Bold Interplay Of Forms

The fact that a house need not necessarily be box-shaped (or any other standard form) is gaining a number of interesting adherents. With modern techniques—and the revival of some older ones—varieties of more sculptural concepts are possible. This is a good example: circles, squares and fanciful curves are deftly interlocked to form a forceful, different, and highly adaptable house. It is sheltered by a sinuous, free-standing roof of laminated glued wood arches. Beneath this, nonstructural partitions define a basically H-shaped plan with a large circular living area as its core. One leg of the H is a bedroom-sleeping area, the other leg is the utility-work area, with utility room, kitchen, maid's room and den or office. Two inset screened patios flank the living area; when sliding glass doors to these patios are opened, the entire house becomes one big, free-flowing area for living and entertaining. A circular carport at the rear (photo above) echoes the shape of the living area.




The Herron House: Its Whimsy Is Practical . .

VINCE LISANTI

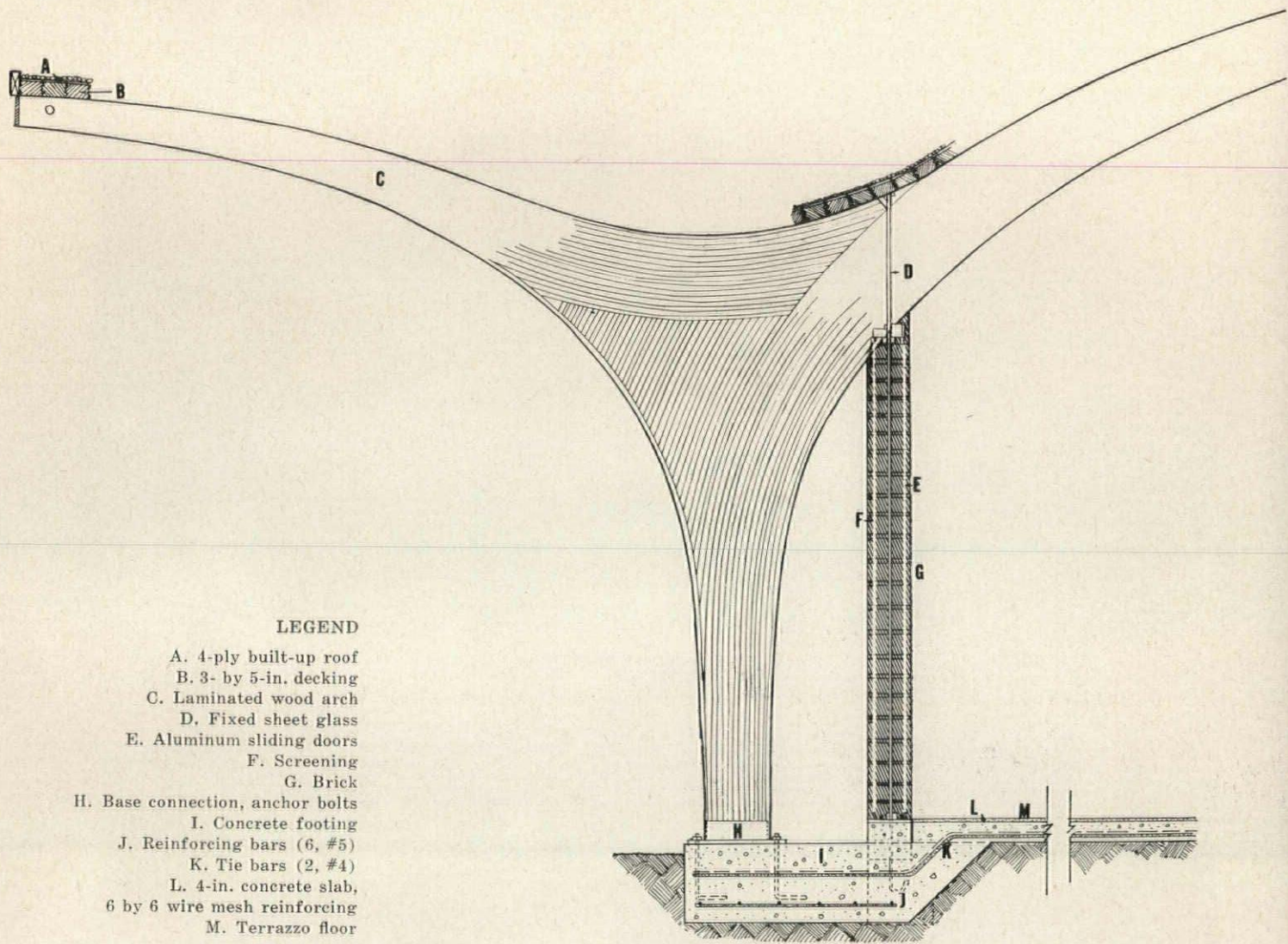
The house is planned for typical informal Florida living, offers big open areas for family and entertaining; low partitions add to sense of space.

The kitchen itself is in two compact work centers, but boasts an enormous sweep of work counter and storage cabinets, and a cheerful, glassed-in breakfast area (right). Cabinets are mahogany.




The overhanging sweep of the roof gives excellent protection from the hot summer sun, and gives sheltered outdoor sitting areas outside each room. Such a spot off the den is shown far right.








The Herron House: Roofed By An Arched Shelter . . .





An "umbrella" of wood arches dominates this house. It was designed with turned-up edges to give wide overhangs and avoid any "military shelter" look. They were fabricated in two sections of laminated glued southern pine, with notches to join at the center (see drawing above). Six arches were set up and bolted with anchor plates to concrete footings, forming five 14-ft structural bays. This 14-ft spacing is the maximum span for the 3- by 5-in. white fir double-tongue-and-groove decking that spans over them. Total width of the arches is 76 ft, length is 70 ft. The arches extend 13½ ft beyond each side of the house enclosure, 4 ft at each end. The floor slab is finished in terrazzo, and contains ducts for hot air heating. Patterned walls of ceramic-glazed brick are 8 ft high, topped by fixed glass. All window framing is aluminum. Two-in. holes are at ends of each arch for hurricane tie-down. Roof openings are screened over inset patios.

GEORGE T. ROCKRISE, ARCHITECT.

Mr. and Mrs. Dunbar Carpenter, Owners.


Location: Medford, Oregon.



William B. Gilbert, Structural Engineer.

Buonacorsi and Murray, Mechanical Engineers.

Lawrence Halprin, Landscape Architect.

Dunbar Carpenter, Contractor.





A House Around An Atrium

The introverted, closed-front house, often associated with more crisp and formal design, has adopted here the relaxed and casual mood of the familiar Northwest house. Built of rugged, natural materials with durable surfaces, the house is particularly well adapted to family living.

The plan is arranged in the shape of a hollow U with an atrium, or entrance court, located in the core. Because the house is situated at the top of a 300-ft-high conical hill and is comparatively isolated, much use is made of sliding glass doors and full length glass panels in the rear exterior walls. Thus, inside rooms look onto the pleasant atrium and outside rooms afford long views to the Rogue River Valley. The kitchen, den, and family room are grouped together for easy coordination of family activities. Bedrooms are located in the east wing—away from noise—and are exposed to morning sun.

The Carpenter House: Colonnades and Courts Enhance Outdoor Living . . .

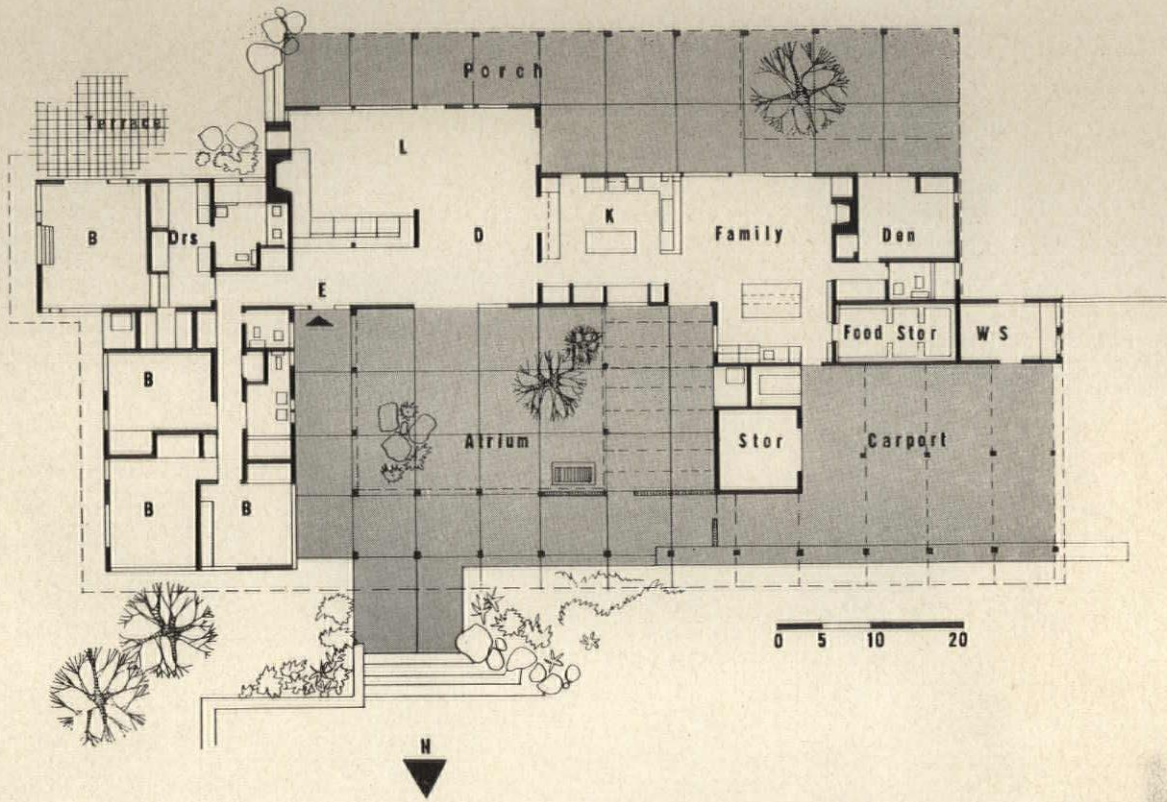


Lightly scaled wood pillars, spaced at regular intervals, form the colonnades and covered walkways that encircle the house. Though there is a side door through which direct connection can be made from the carport to the family room and food storage area, the carport has been brought to the front of the house so that entrance can be made easily through the atrium. A covered walkway and loggia provide a protected access to the front door. The use of pebbles, trees, fountains, and concrete surfaces in the atrium has produced a pleasant garden atmosphere and requires little upkeep. The atrium, plus a deep porch and terrace to the north, afford varied outdoor dining and lounging areas.

A built-in cabinet in the family room serves as a room divider, pass-through from laundry, bookcase, and writing desk. On the laundry side it provides storage and working space. Floors are concrete slab on grade with a colored cement topping (photo right).

Vertical white cedar walls contrast with a native fieldstone fireplace in the living area. The ceiling is composed of 2- by 6-in. tongue-and-groove decking over 4- by 4-in. exposed beams. Sliding glass doors and panels open onto both the atrium and the porch (center right).

The use of native fieldstone and natural wood lend a different quality to the bathroom. A skylight admits natural light to the mirror and dressing area. Translucent sliding glass panels separate the sunken tile tub from a private terrace. The sink is built-in with a cabinet beneath for storing towels and other linens (far right).



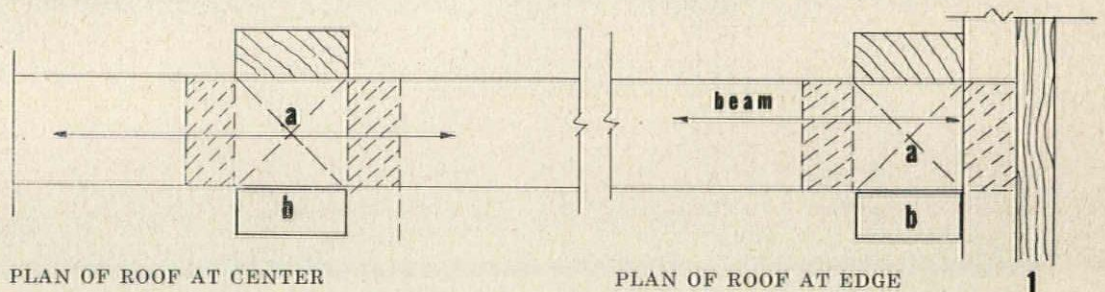
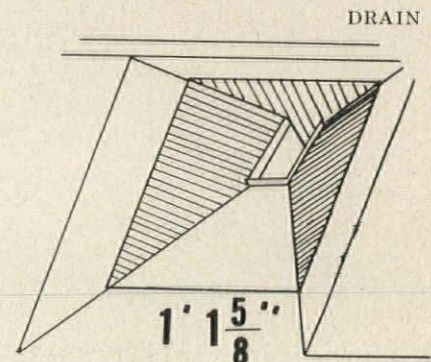
ERNEST BRAUN



The Carpenter House: Roof Pond Makes Cool Living . . .

Fighting excessively warm temperatures in a house of this size could be a drain on the budget. Instead, a rather unique and comparatively inexpensive cooling system has been employed which approaches the same results expected from more costly installations. Located in the interior of Oregon not far from the California border, the site is dry and hot in the summer. Some method of cooling the house was necessary. With economy in mind, the architect devised a ponded roof scheme which cools the entire house through the process of evaporation.

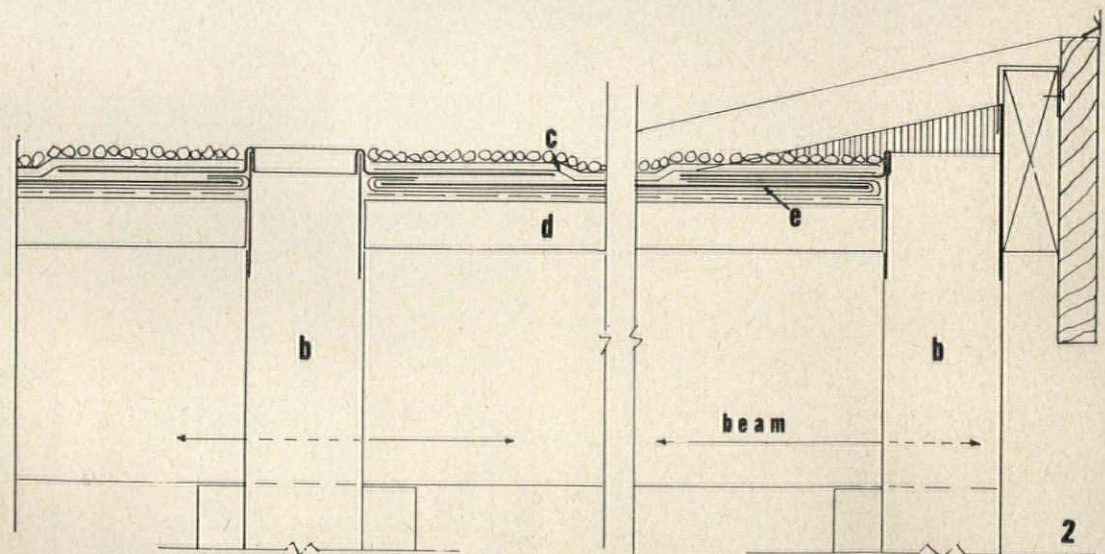
a. 4- by 4-in. column with 2 by 4 facings on three sides. b. 2 by 4 galvanized iron down spout. c. 5- by 6-in. flange strips on tarred felt. d. 2- by 6-in. tongue and groove decking. e. 6-in. flange on all four sides. All material is 26-gauge galvanized iron.



PLAN OF ROOF AT CENTER

PLAN OF ROOF AT EDGE


A 2-in. level of water is maintained on the roof over all rooms. The level is controlled by a simple float valve much like the kind used on a water closet. The natural process of evaporation absorbs and dissipates the heat from rooms below. The water serves also as a deflector, insulator, and fire protection measure.



CROSS SECTION

The roofing is built-up, 2- by 6-in. tongue-and-groove decking on exposed beams. Roof framing was simplified because of the dead level features. Excess water is run off into the garden. As an additional cooling agent, the living, dining, and family areas have been framed for a heat exchanger unit soon to be installed. Air will be forced over coils containing cold water from a well on the site.

ERNEST BRAUN






A Pavilion For Living

The zoning of interior spaces is clearly and dramatically expressed in this precisely balanced house. Private rooms (bedrooms, study, baths, services) are housed in the low, closed, brick-veneered wings. Windows are at the sides. Living areas, by contrast, open wide to the outside beneath a tall soaring roof supported by four steel columns. The space is further expanded, front and back (see photos) by wide terraces. Glass all around emphasizes the roof's lightness, takes full advantage of the wooded, relatively secluded site. Low partitions inside also accent the great sense of space. The foundations of the house are concrete slab on grade; the frame is welded steel, with a 4-in. brick veneer exterior. The roof is built-up, with a ceiling of 6-in. fir boarding on the underside. Copings, scuppers and sliding doors are aluminum; screens are bronze. Heating is by a warm air perimeter system.

ULRICH FRANZEN, ARCHITECT.
Mr. and Mrs. Richard Beattie, Owners.
Location: Rye, New York.
August Nelson, Contractor.

© EZRA STOLLER





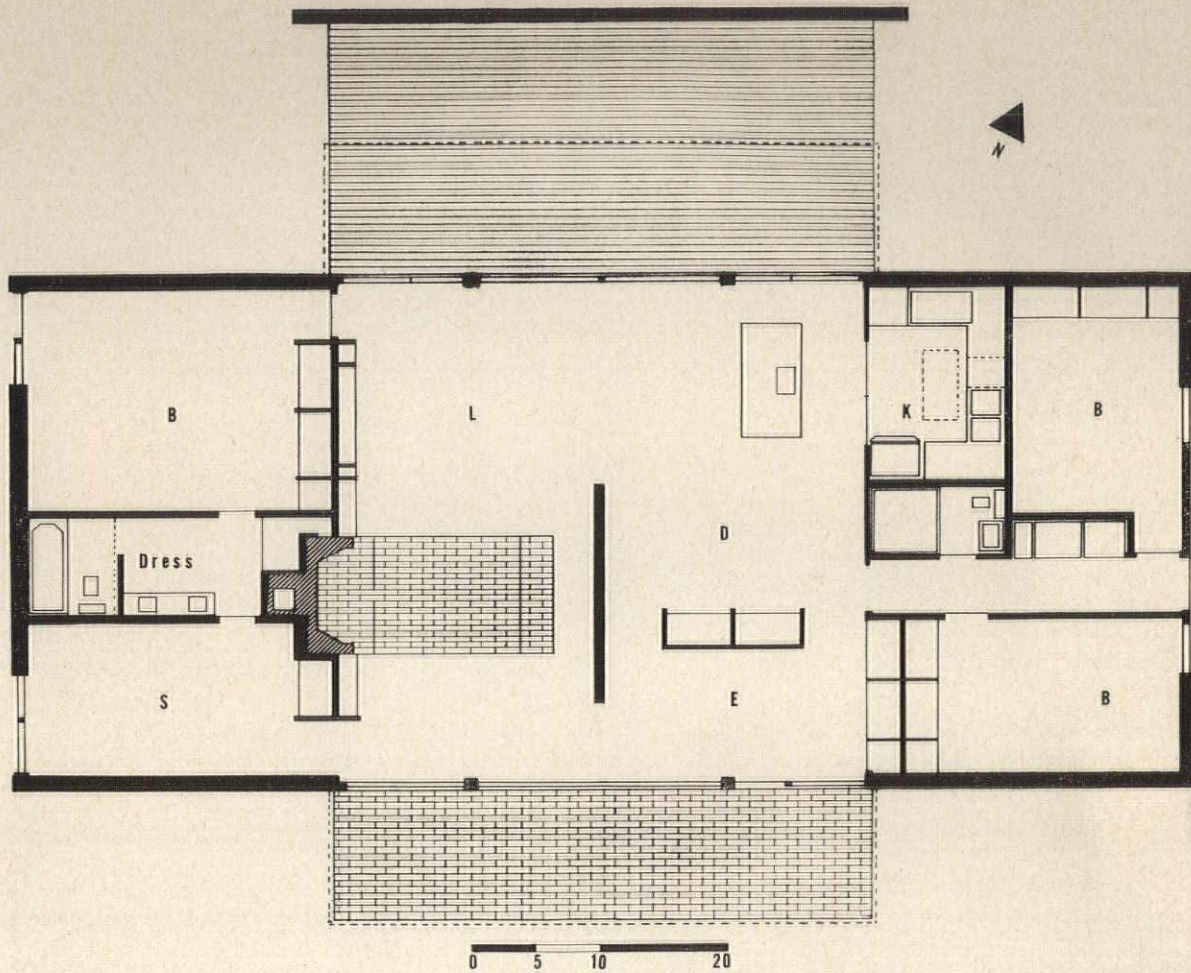
In the living area (above), a depressed pit in front of fireplace adds space by keeping major seating low, eliminates massive sofa frames. Wall-hung storage cabinets, with lights at bottom and top, further minimize furniture requirements. Floors are laminated walnut blocks; walls are plasterboard.

The entrance hall (right) gives visual sweep across entire 30-by-30-ft pavilion. Ceiling is 10½ ft high. Birch cabinets and a screen wall block view of dining and sitting areas.


Rooms in the two wings are small, but comfortably adequate. They are made to appear proportionately larger by using low (7½-ft) ceilings, keeping decor simple. The study (right center) can double as a guest bedroom. The furnace room is beneath it, accessible through a trap door in the floor.

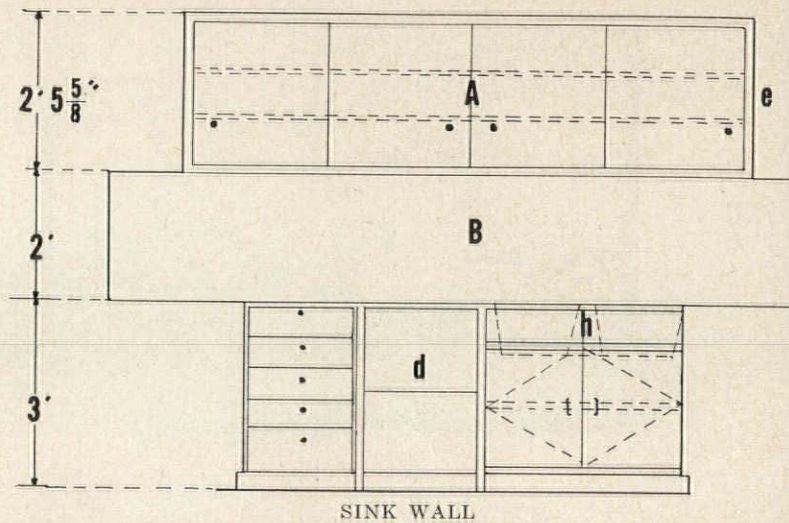
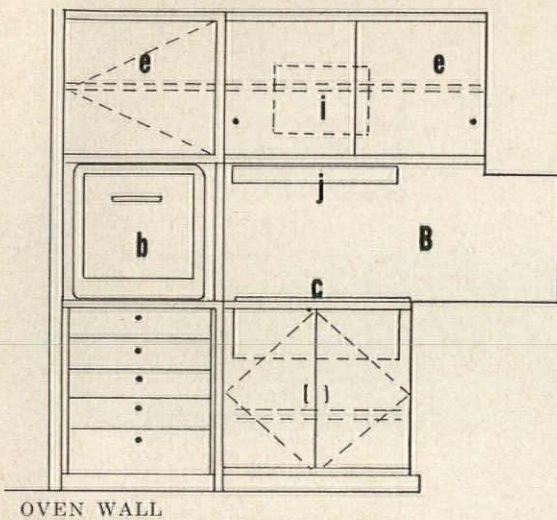
Planned spatial effects also add size to the master bathroom (far right): neat commodious built-ins, a wall of mirrors, a plastic dome ceiling over the tub compartment. Walls and ceiling are glazed tile, floors are unglazed tile.





The Beattie House: Visual Effects Add Spaciousness . . .





The Beattie House: The Kitchen is "Cafeteria-Style" . . .

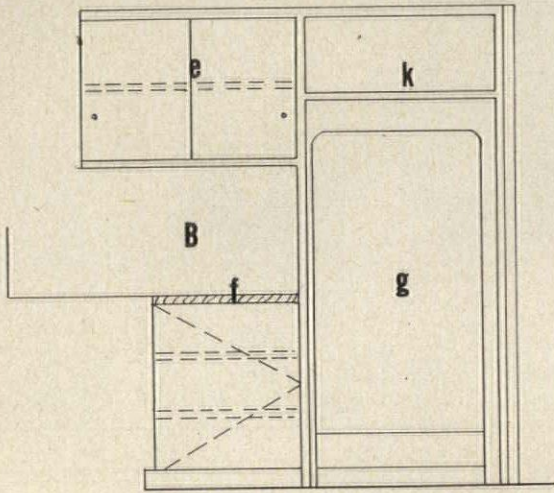
Easy to cook in; easy to serve from; easy to maintain: these three prime requirements for a small house kitchen are well met here. This space-saving, but fully equipped kitchen also offers an interestingly different plan arrangement. The cooking area is a convenient, and more-or-less standardized U shape, with work centers and counters nicely grouped. The addition of a convertible bar-breakfast-serving-counter as a free-standing unit in the living area adds considerable, and practical, flexibility to the arrangement.

For everyday, family living, double doors open the kitchen wide to the living area, and the counter can be used directly as a breakfast or snack counter. On other occasions it is designed to be used as a "cafeteria-style" buffet, with informal service from the kitchen side, the "cafeteria-line" on the other. For more formal entertaining, the kitchen is closed off, and the front of the counter unit is closed to become a serving counter with food out of sight. For cocktail parties, a sink with a removable lid converts it to a bar. The kitchen has vinyl tile floors, and is lighted by fluorescent tubes under the cabinets and a plastic dome skylight.

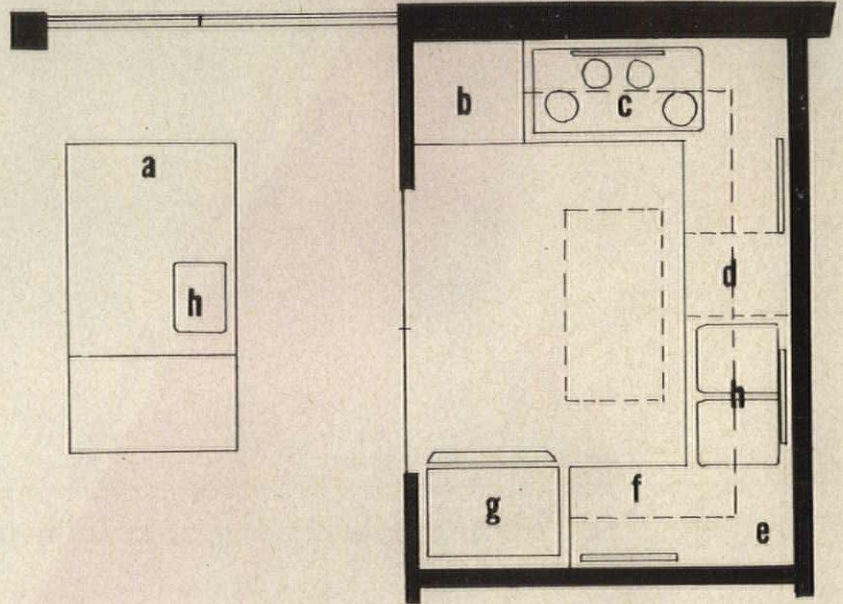
LEGEND:

- A. Pressed board sliding doors
- B. White plastic wainscoting
- a. Bar
- b. Oven
- c. Range

- d. Dishwasher
- e. Overhead cabinets
- f. Maple cutting board
- g. Refrigerator
- h. Sink
- i. Fan
- j. Hood
- k. Dish storage




REFRIGERATOR WALL



PLAN OF BAR COUNTER AND KITCHEN

© EZRA STOLLER





AECK ASSOCIATES, ARCHITECTS.

Mr. and Mrs. Howard H. Callaway, Owners.

Location: Harris County, Georgia.

T. Z. Chastain, Structural Engineer.


Lazenby & Borum, Mechanical Engineers.

Newman Construction Co., Contractor.

E. L. Daugherty, Landscape Architect.

Ben Tigner, Interior Designer.

GABRIEL BENZUR



A House Of Linked Pavilions

This spacious, livable country house consists of three zoned units, linked by glassed-in galleries. One zone contains living and recreation areas; the second has service and guest quarters; the last is made up of family bedrooms. The wide galleries double as a dining area, and a family room. Each room is oriented to take advantage of views from the spectacular mountain top site. The house is located on the edge of a ridge known as "Pine Mountain," and overlooks the thousands of acres of the Ida Cason Callaway Gardens. The gardens, open to the public, are carefully cultivated sanctuaries of forest scenes, flowers, lakes and canals; the owner of the house, Howard H. Callaway, is Executive Director of the gardens. Stone for the house, of subtle yellow and orange colors, was quarried near the site. The casual, unaffected contemporary design incorporates high ceilings and a great sense of space.



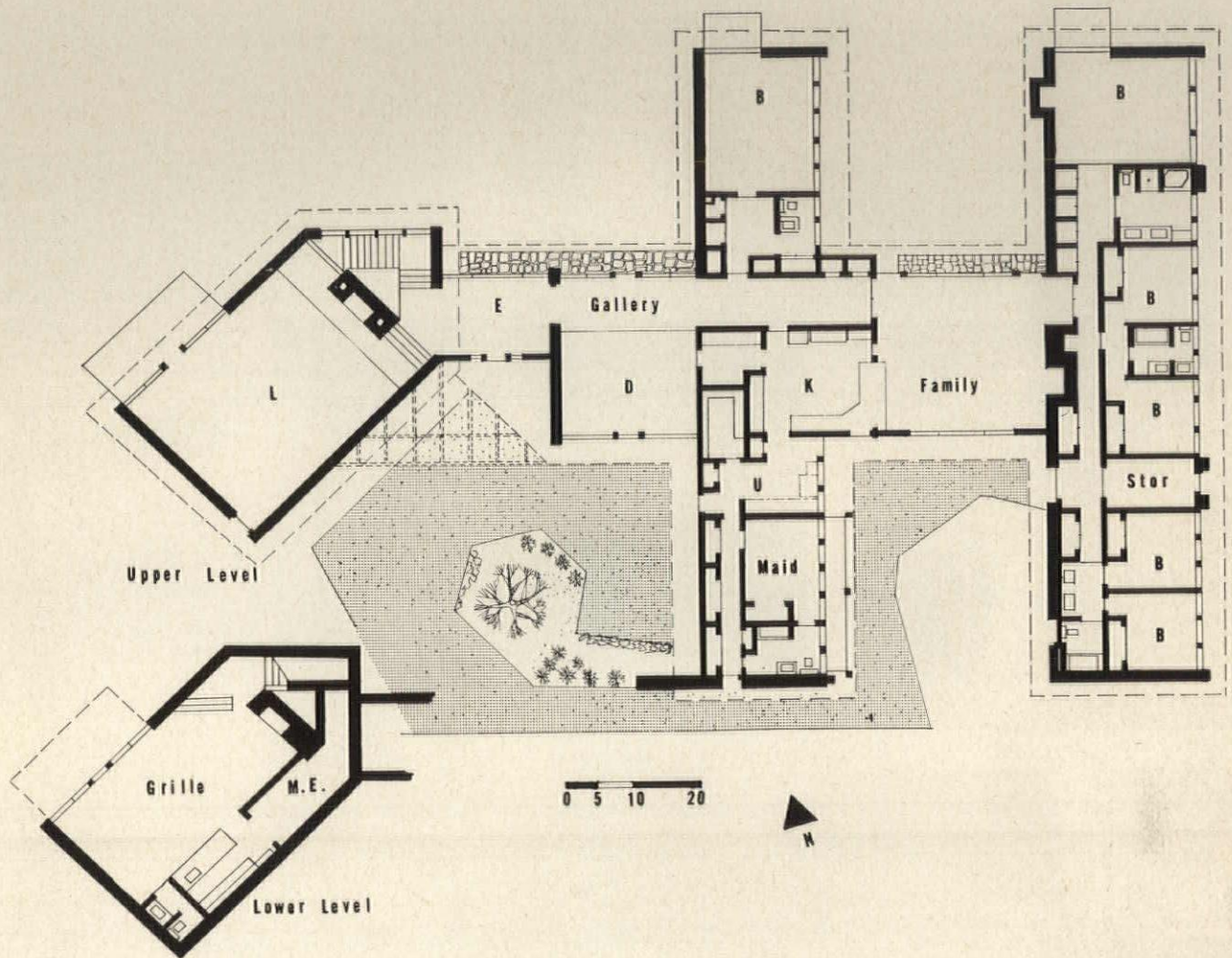
GABRIEL BENZUR



The house is closely linked with the outdoors, with terraces, courts or balconies off all rooms; a swimming pool and terrace is off the bedrooms. Room arrangement and fenestration is planned to give maximum privacy in spite of all the openness to the views.

Above left: the gallery linking service and living areas contains entry and dining area, gives big space for entertaining. Floors are blue-gray slate, exposed wood ceilings have a soft, "frosty" finish. The entrance court has a neat, small garden.

Left: the living room is quite big; half is shown here. Colors of fabrics and rugs repeat those of the stone. The room capitalizes on the views, yet gives feeling of security and enclosure. A grille and reception room below is reached by a dramatic stair.



The Callaway House: Plan Divisions Give Openness and Privacy . . .


Below: the kitchen has a long breakfast counter opening directly on the family room. The opposite side of the room is a sitting area. The kitchen has plastic counters, metal cabinets, built-in range and ovens; plaster walls, and vinyl plastic tile floors.

Below: the master bedroom (as well as the guest room and living room) has a private balcony. Windows are sliding and fixed steel sash; those in baths and kitchen are wood sliding sash. All have built-in screens. A built-in Hi-Fi serves most rooms.





The Callaway House: An Eight-Zoned System Heats And Cools . . .

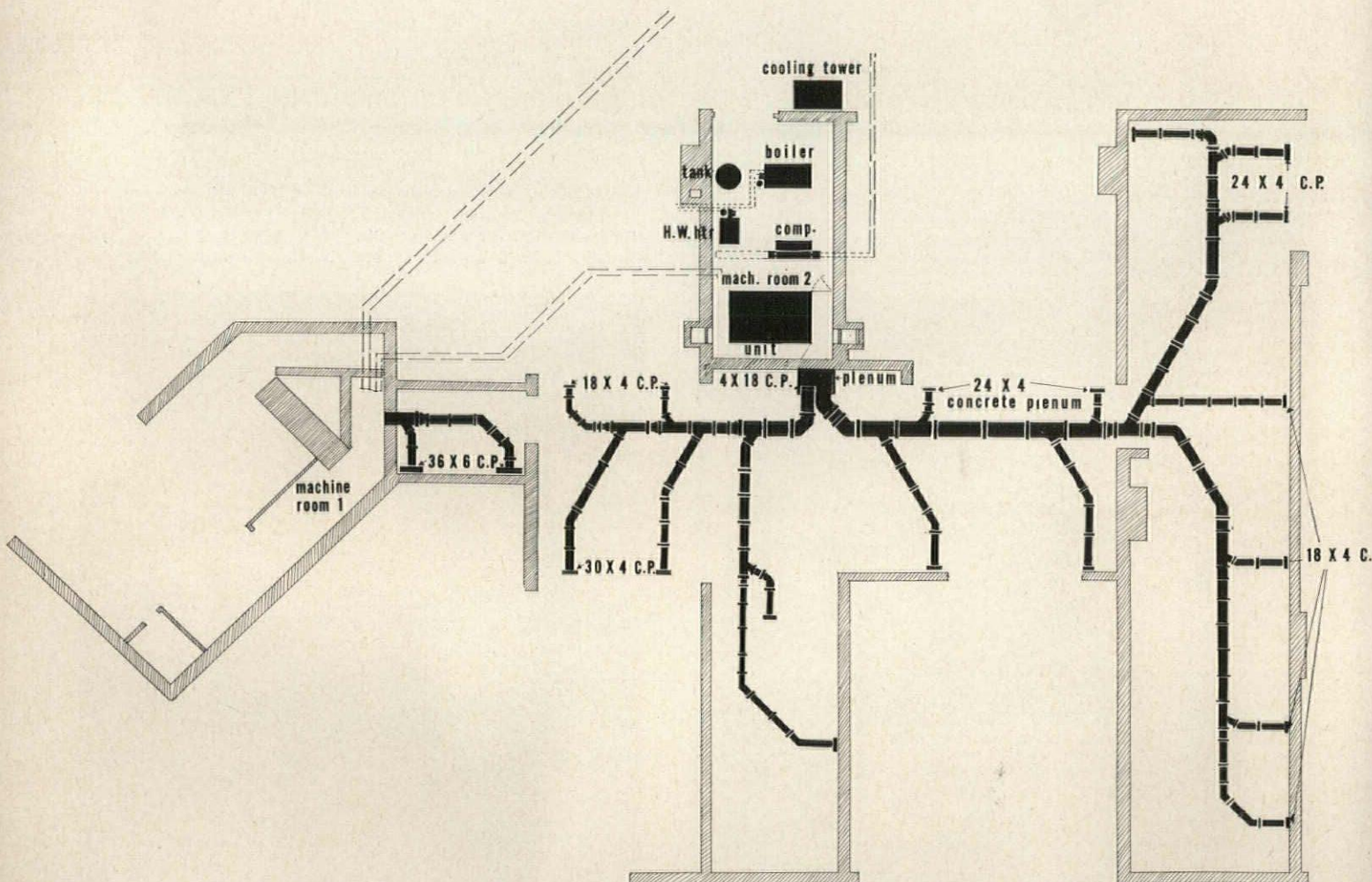
Below: a forced draft cooling tower is located at grade north of the guest bedroom, serves both heat-cool units.

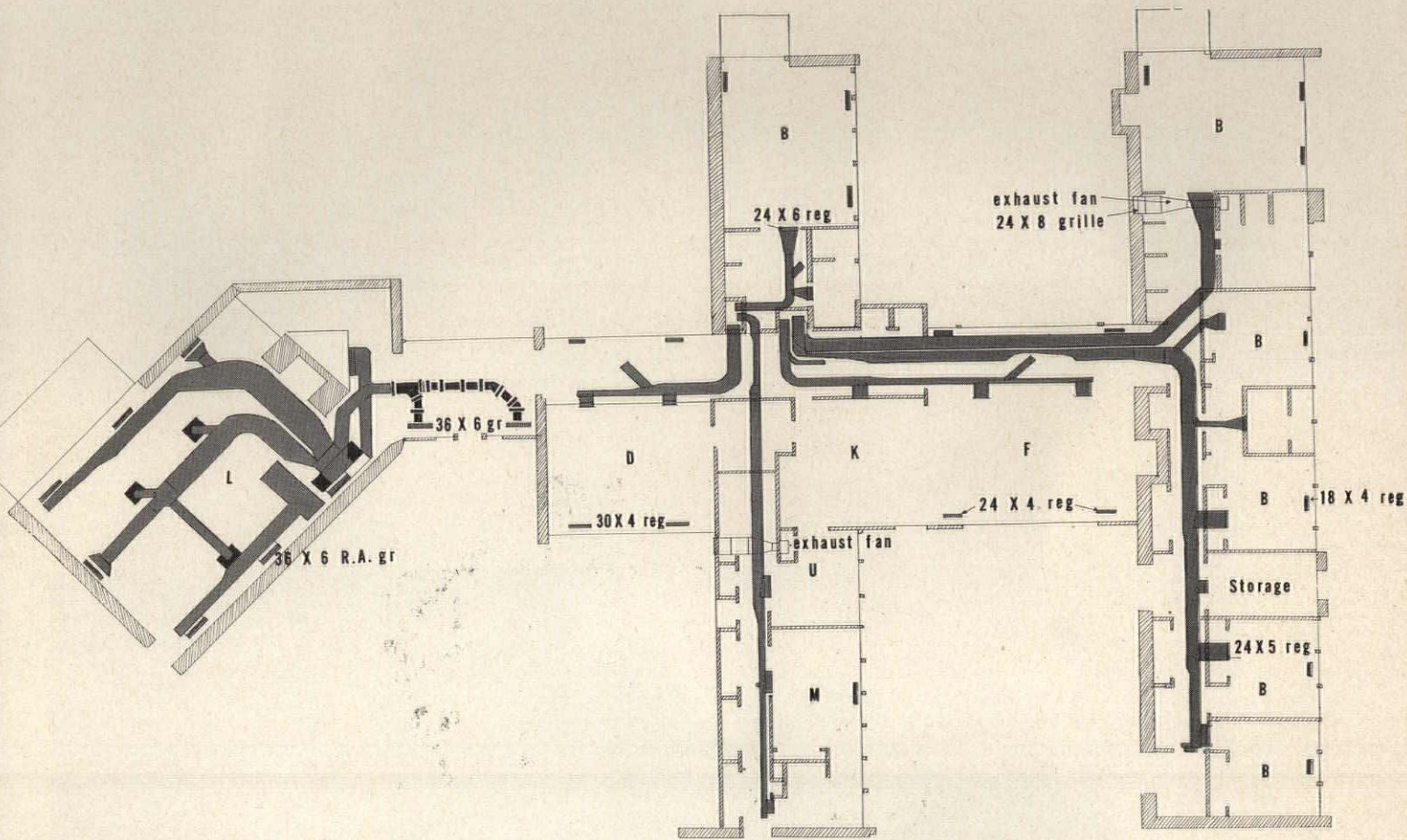


Below: one of the two machine rooms. The air supply system is shown at right, the return system in the diagram below. A typical floor grille is at near-right.

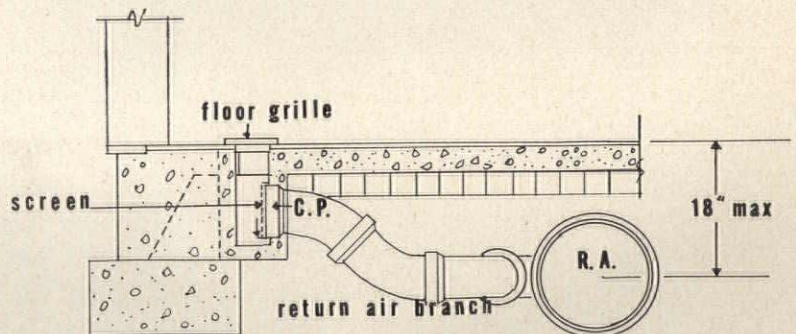


GABRIEL BENZUR





The residence is heated and cooled by two 10-ton self-contained air conditioning units. Cooling water for both units is supplied from a forced draft cooling tower. Separate cooling water pumps permit independent operation of units. For heating, a forced hot water system supplies coils in the air handling system. Boiler is cast iron, sectional type, fired with No. 2 fuel oil. Oil is stored in a 2400 gallon buried tank. An induced draft fan eliminates an unsightly stack. Machine room No. 1 serves the living wing, via sheetmetal supply and return ducts. The glass area is "blanketed" by floor supply outlets, with air returned at the floor on the opposite side of the room. Electronic "averaging" room thermostats are at each level. Machine Room 2 serves the rest of the house, which is divided into six zones. A heating coil and air throttling damper in each zone supply duct are controlled by thermostats. Air supply to most of the house is through overhead concealed sheet metal ductwork side-wall outlets. Air is returned from each room through floor grilles near windows, then through a system of terra-cotta pipe below the floor slab to the air handling unit. Water supply is from a well with a pneumatic pressure system.



Above: cross section through floor shows terra-cotta pipe return air system. A screen blocks debris from entering into the system.


KNORR-ELLIOTT ASSOCIATES,
DESIGNERS.

Mr. and Mrs. Robert Hilmer,
Owners.

Location: Atherton, California.

John E. Brown, Engineer.

*Joseph Whelan Construction
Company, Contractor.*




ERNEST BRAUN

The architectural trend toward introverted houses has already begun to penetrate the builder house field. This house, designed for a California builder, uses a blank adobe wall to mask its rich, congenial, inside world.

Because the house is located within the densely populated San Francisco Bay residential area, privacy was an important factor in the design. The blank wall façade isolates the lot and protects the two separate pavilions—one for sleeping, one for living and entertaining—which are set amid private gardens, a patio, and a reflecting pool. A steel frame structure frees the walls of any load-bearing obligations so that glass can be interchanged with adobe wherever light and views of the private outdoor areas are desired. An entry with glass walls and ceiling links the two pavilions and frames the reflecting pool which lies between them. Walls facing the patio are also glass.




Adobe Shields Congenial House



The glass entrance (photo, right) leads past the reflecting pond and into the living room. A strip of glass between the roof and the north wall of the living area, glass panels on either side of the fireplace, and a wall of glass facing the patio admit natural light and intensify the impression of spaciousness.

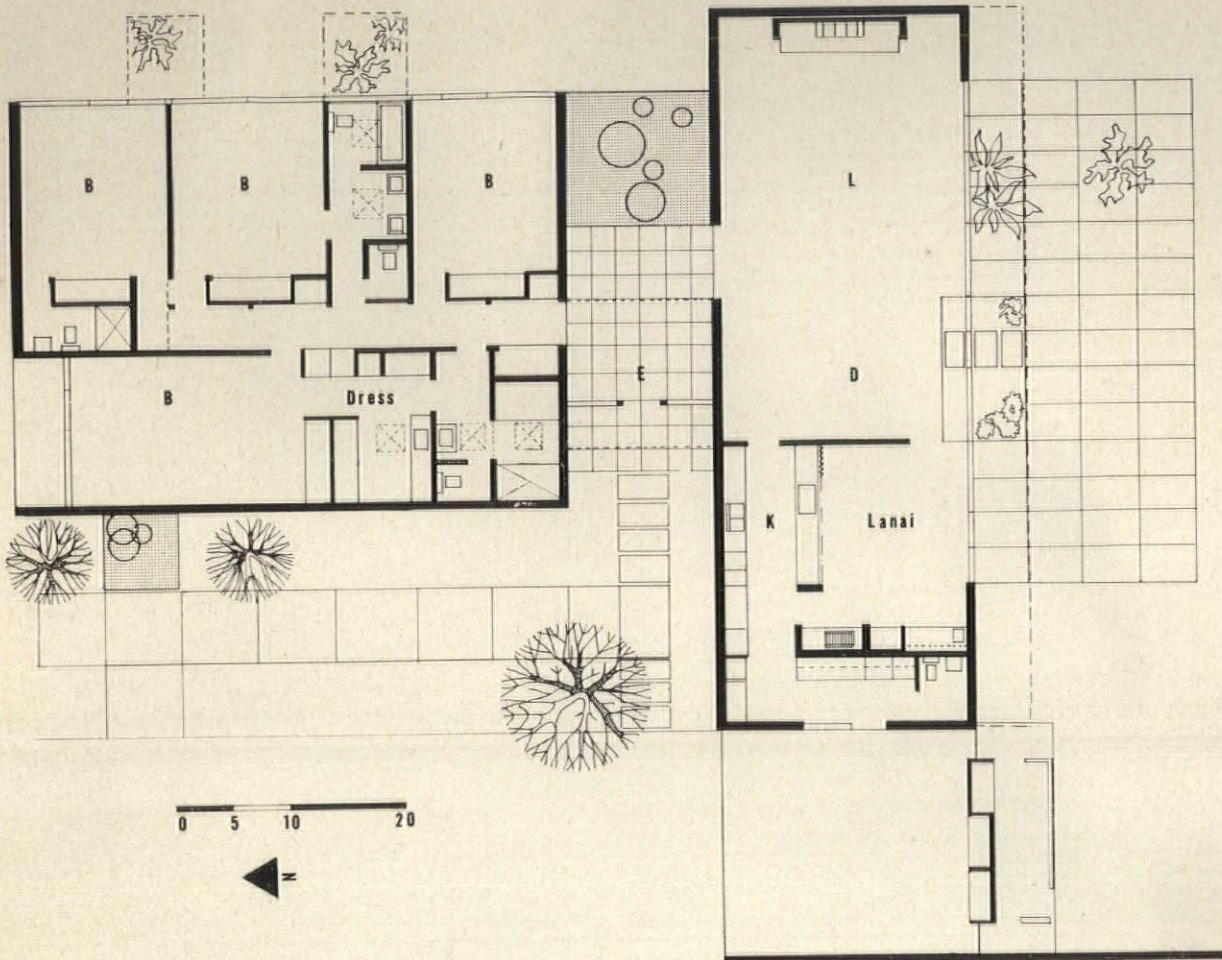
The structure is particularly well expressed in the living area (photo, right bottom) where glass forms much of the curtain walls and the frame is left exposed. Shelves are hung from the steel studs.

A grill counter (photo below) separates the kitchen from the dining area, and serves as a pass-through and snack bar. A folding door which slides across the pass-through closes off the kitchen.



ERNEST BRAUN



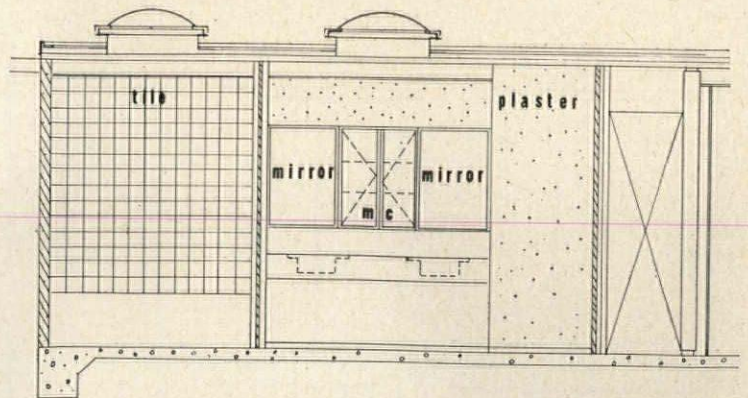


The Hilmer House: Pavilions Form Bi-Nuclear Plan . . .

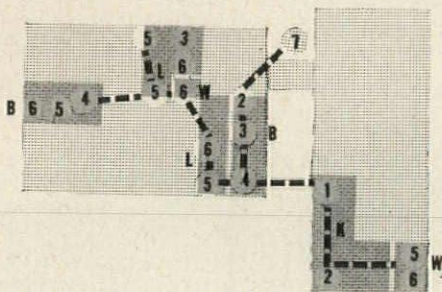


Functions of the two pavilions are clearly defined (see plan, above). Separation of the bedrooms from the living area serves to diminish noise and assure privacy in the sleeping area. The pavilions are constructed in simple, rectangular shapes which are least expensive to build. Ceiling heights vary from 8 ft in the bedroom wing to 10 ft in the living areas.

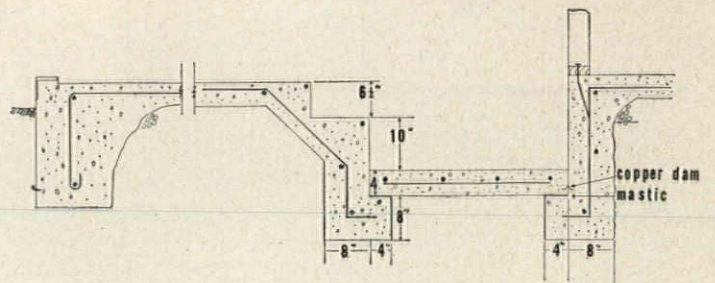
Skylights admit natural light to the bedrooms (see photo, left). Asphalt tile floors and ceilings of exposed 2 by 4 tongue-and-groove decking are easy to maintain. A single weather-tight adobe wall forms the finish wall for both the interior and exterior.



SECTION THROUGH CHILDREN'S BATH



SCHEMATIC PLUMBING PLAN




SECTION THROUGH SUNKEN TUB


LEGEND: 1. Kitchen sink; 2. 40-gal-
lon gas hot water heater; 3. Tile bath;
4. Shower; 5. Water closet; 6. Bath-
room sink; 7. Fountain; L. Lavatory;
B. Bath; K. Kitchen; W. Water closet.

All the kitchen fixtures which require plumbing, with the exception of a small sink built into the dining room bar (see photo below) are located along the back wall of the kitchen. The double stainless steel sink is visible in the photograph below, but the garbage disposer, dishwasher, and plumbing pipes are concealed in the cabinets.

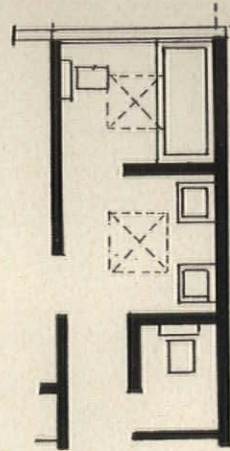
The Hilmer House: Plumbing Scheme Serves Two Wings . . .

The "central-core" plumbing system, generally accepted as the most economical way to plumb a house, would have been impractical in this case because of the separation of the two wings and because an individual float system was needed to maintain the water level in the reflecting pond. Plumbing lines had to be run between the two wings, but the architect centralized outlets wherever possible (see plan above) to conserve on supply and drainage pipes. Bathrooms have been neatly compartmented to facilitate their use by more than one person at a time while maintaining privacy.

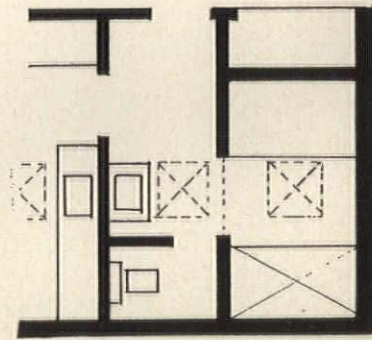




The common bathroom which serves two of the children's bedrooms is partitioned into three areas (see plan above). Space for the water closet is almost totally enclosed but is nearest to the connecting passageway since it has the most traffic. Twin sinks allow simultaneous use of the dressing area (photo left) by both children.



A sunken tile tub adds luxury to the bathroom in the master suite (see photo left). Bathing and dressing areas are daylit by plastic bubble skylights (see plan, below) in both the master suite and the children's baths. Partitions separate the tub and shower stall, water closet, lavatory, and dressing area which is near wardrobe.






FRANK LOTZ MILLER

The concept of a small, quiet, restful court as the focus and heart of the house is the dominant theme in this home. It is located on a relatively small city plot, with neighboring houses very close-by. To gain a maximum of privacy, the exterior is completely devoid of windows in the usual sense: the only openings are doors at the entrance and kitchen, and a sliding glass one at the rear of the living room. Front and back doors have metal grill gates. Inside, the house gives an amazing air of light, space and openness. Walls surrounding the central courtyard are entirely of glass. Supplementary light is added by plastic dome skylights along the periphery of the house. The plan is organized to give unusually great flexibility. There are three basic zones: bedrooms and baths at the front; service and secondary rooms at the side; and living areas at the rear. Sliding walls open up all spaces.

A Windowless Courtyard House



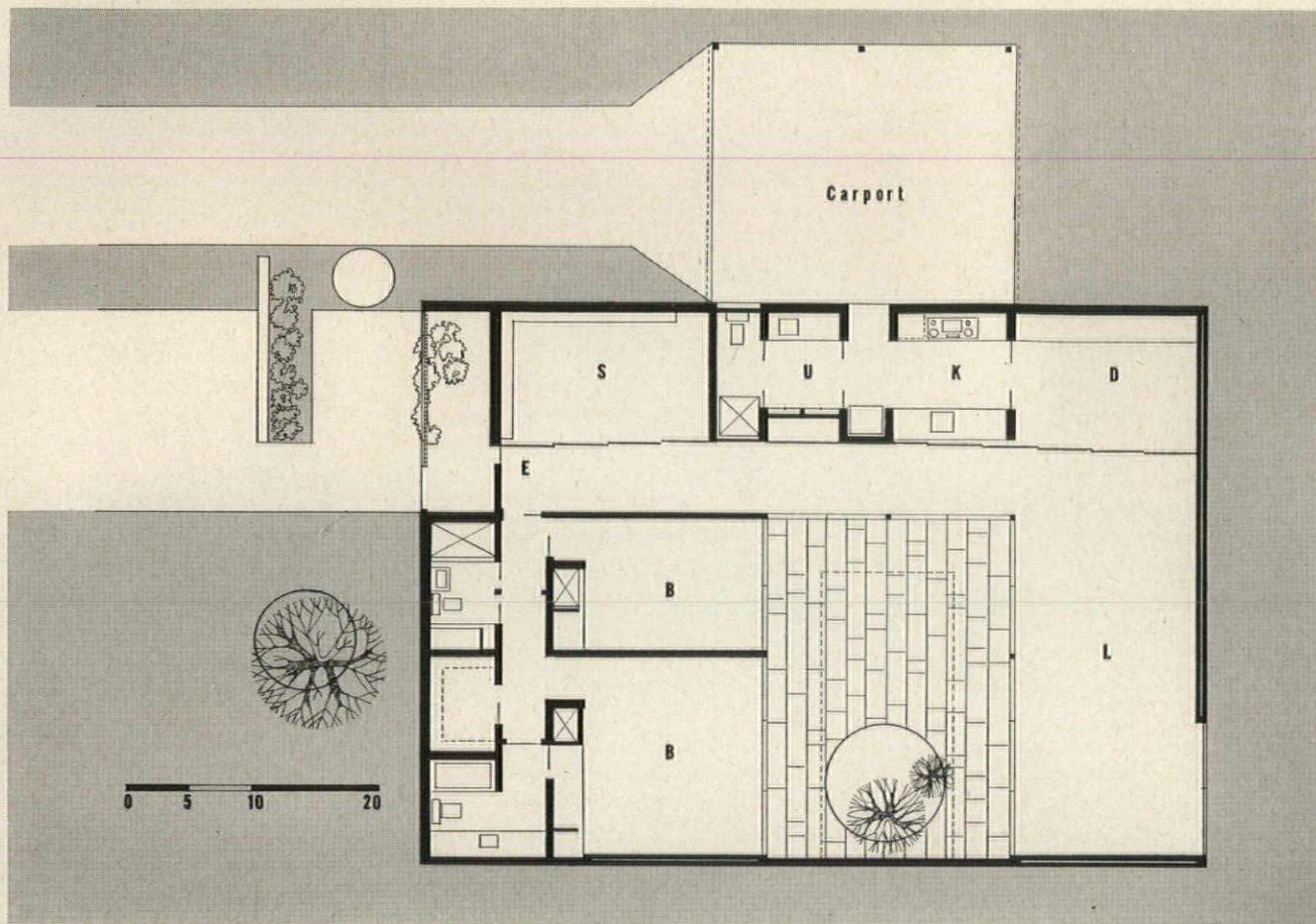
LAWRENCE, SAUNDERS AND CALONGNE, ARCHITECTS

Dr. and Mrs. Ben Freedman, Owners.

Location: New Orleans, Louisiana.

Richard W. Goodyear, Contractor.

The Freedman House: It Converts From Seven Rooms Into One . . .




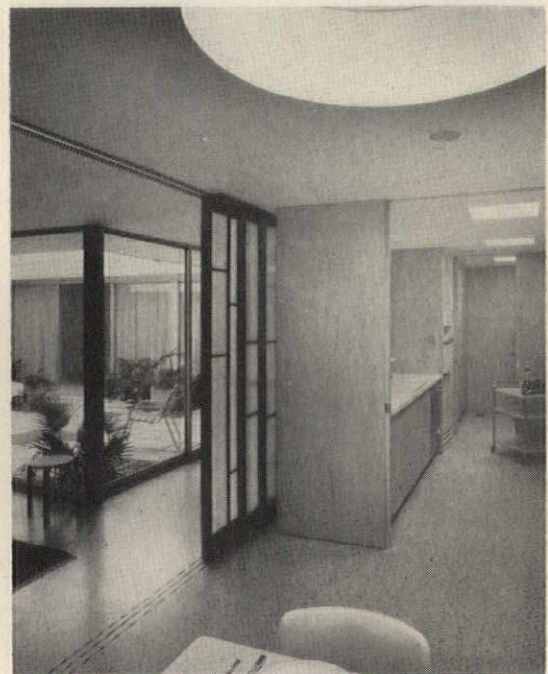

With little more than a "flick of the wrist," this house converts into small, private rooms, or into a big space for entertaining. Foundations are wood pilings, grade beams. Walls are wood frame with light beige brick facing.

The living area (above right) has courtyard "fountain table" as focal point. Alternate glass sections slide open, have sliding aluminum screens. Potted plants are set where desired in green and white pebble beds.

One entire wall of the hall is lined with Shoji screens to create different arrangements. Study is off the entrance, and can double as small reception room. Walls and ceilings are plywood or plasterboard.

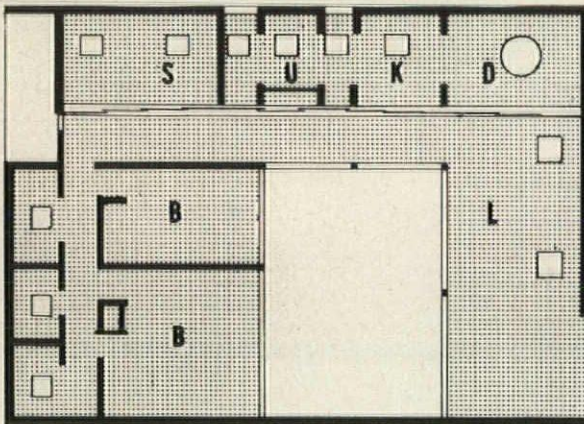
Service areas (far right) have pockets for sliding doors. Materials and detailing are the same as other areas, unifying scheme when used all together. Bedroom doors are flush, ceiling height, fold against closets.





The Freedman House: Windowless, But There's Plenty of Daylight . . .

With a scheme of windowless exterior walls, a major problem is created in finding ways to preserve a well-lighted, and a secluded but not totally isolated atmosphere. The glass-walled court takes care of areas immediately adjoining it—but not spaces that desirably must be closed off on occasion. The design here is a particularly successful answer. Skylights are ranged along the outside edges of the house over each area where light is needed. The sliding screens in the hall are translucent plastic in redwood frames. Light coming into any area is transmitted through the screens to the adjacent space. The total effect is a highly pleasing one of soft highlights and shadows, and ample light.




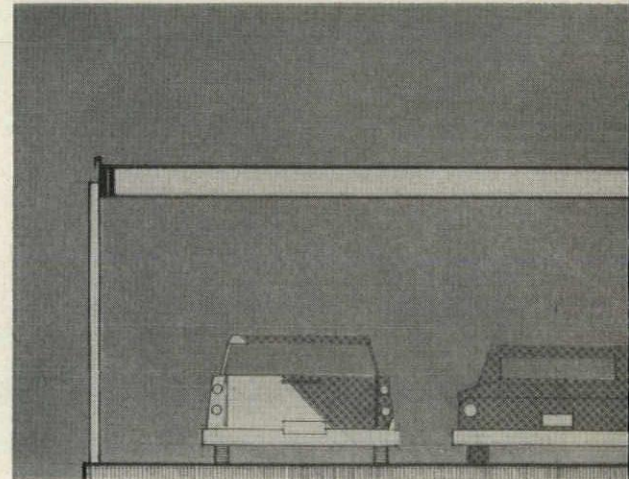
The diagrammatic plan above shows the locations of the skylights around the house. All are of the plastic dome type, as shown in the detail at top right. The curved surface aids in shedding any possible debris.

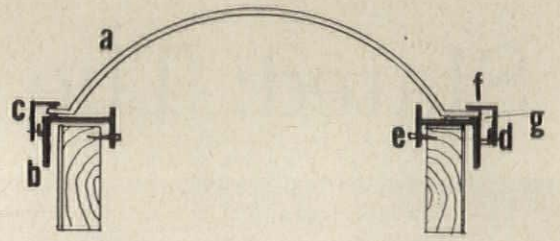
The rendered section at right shows how daylight is balanced throughout the house. Circular recessed ceiling lights are placed to give a similar effect at night, providing "atmosphere" and utility.

The kitchen and dining areas are shown in the photo at near right; sliding doors fit in pockets at either side. A larger, circular skylight is used to accent the dining area. Shoji screen opens to make sink top into a bar.

Light in the living area is also balanced by skylights along its far edge (right center), and the translucent wall of screens. The heating and air conditioning system has aluminum pipe ducts under the floor slab.


Each of the mosaic-tiled bathrooms also has its skylight (photo far right). Ceiling vent fans are used in all baths and in the service areas. Counter surfaces are plastic, ceilings are plasterboard.






LEGEND

a—Plastic dome. b—extruded aluminum curb frame. c—aluminum retaining frame. d—machine screw, speed nut. e—wood screws. f— and g—neoprene cork gaskets.




FRANK LOTZ MILLER



Slated: The Curtain Wall



GEORGE FRED KECK
WILLIAM KECK, ARCHITECTS.
Mr. and Mrs. Walter D. Gray, Owners.
Location: Olympia Fields, Illinois.
Walter D. Gray, Contractor.
R. W. Hazekamp, Landscape Architect.
Marianne Willisch, Interior Designer.




GERALD GARD

The steel frame and curtain wall structure so familiar to modern office buildings has been delicately scaled down and put to residential use here. Black slate panels form part of the curtain walls, a rather unusual and effective treatment of the material. The resulting floor plan works as efficiently as that of an office and provides a setting more informal, comfortable, and elegant.


Keeping the column and beam construction as light as possible, the architects left the steel exposed—but painted it a crisp white to contrast with the exterior walls of black slate, aluminum louvers, and glass panels. By spacing the bays at regular intervals, a flexible pattern of open and closed interior areas was achieved. Separation of living and sleeping areas, always a major problem in house planning, was effected by centering the kitchen and utilities in a “buffer zone.” Inside bathrooms are along a mechanical core.




A plastic luminous ceiling brightens the long corridor (left) as well as the inside baths. The four bedrooms (below) and a master suite have built-in cabinets.



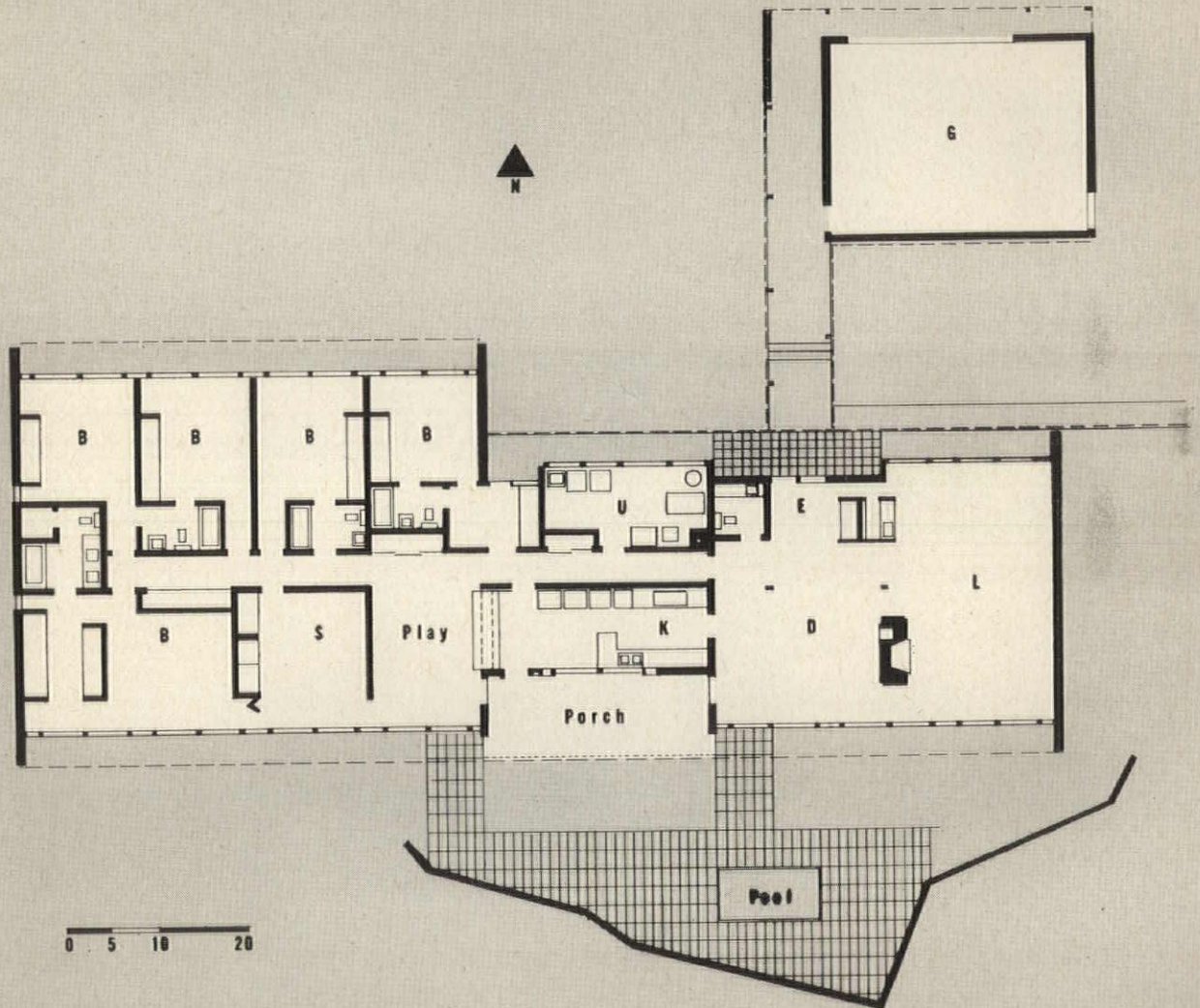
The study (below) becomes a second living room connected to the master bedroom. Interior finishes are white plaster, oak doors, walnut cabinets, and panel walls.




Mechanical vents air the kitchen (below) and baths. Equipment is built-in. Radiant hot water heating carried in copper tubes warms both the ceiling and floors.



The Gray House: Planned For Comfort And Efficiency, Like A Luxury Office . . .





The Gray House: Lightness of Frame Expressed In Exposed Steel . . .




GERALD GARD

The rectangular shape of this house was evolved from the simple forms of column and beam steel construction. This gives great flexibility to the plan, permits light curtain wall enclosures. The structural steel frame is frankly expressed, and kept as light and delicate as possible to show the strength of the material involved. The curtain wall panels are of three types: black slate solid panels; double glass set in wood sash and fixed in place; and vent units, with wood doors on the inside, screens and adjustable aluminum louvers outside.




The basic steel structure of the house is simple, very light. It is shown above with a few studs for partitions in place. Columns are 4- by 4-in., spaced about 12½ ft apart along the house. Steel fascia and beams are 10 by 4, welded to columns, and ground smooth. Foundation is reinforced concrete.

Exterior rows of columns are set about 3 ft from curtain wall, stress wall's non-structural character. Fascia web is cut over columns to produce neat frame trim. Steel joists are 2 by 9, 16 gauge, spaced 16 in. O.C. Light steel studs are also 16 in. O.C. Roof sheathing is gypsum board, tar and gravel top.



All steel is painted white, stands out sharply from 1-in. black slate curtain wall panels. The slate is hung directly on the metal studs. The wall was sprayed with insulation on the inside before plaster was applied to metal lath. Roof edge has crimped lead-coated copper flashing.

The structure is as frankly expressed on the interior as on the outside. Ceilings also have 1 in. of sprayed insulation, plaster finish. Cement plaster extends ceiling in overhang. Fireplace is faced in marble (high rod is light channel). Floors are wood parquet, vinyl, ceramic tile.



ROBERT B. BROWNE, ARCHITECT.
Mr. and Mrs. Kenneth McClave, Owners.
Location: Key Biscayne, Miami, Florida.
Hugh H. McCallum, Engineer.
Warren S. Burkholder, Contractor.
Robert B. Browne and G. Cory Millican, Interior Designers.

© EZRA STOLLER

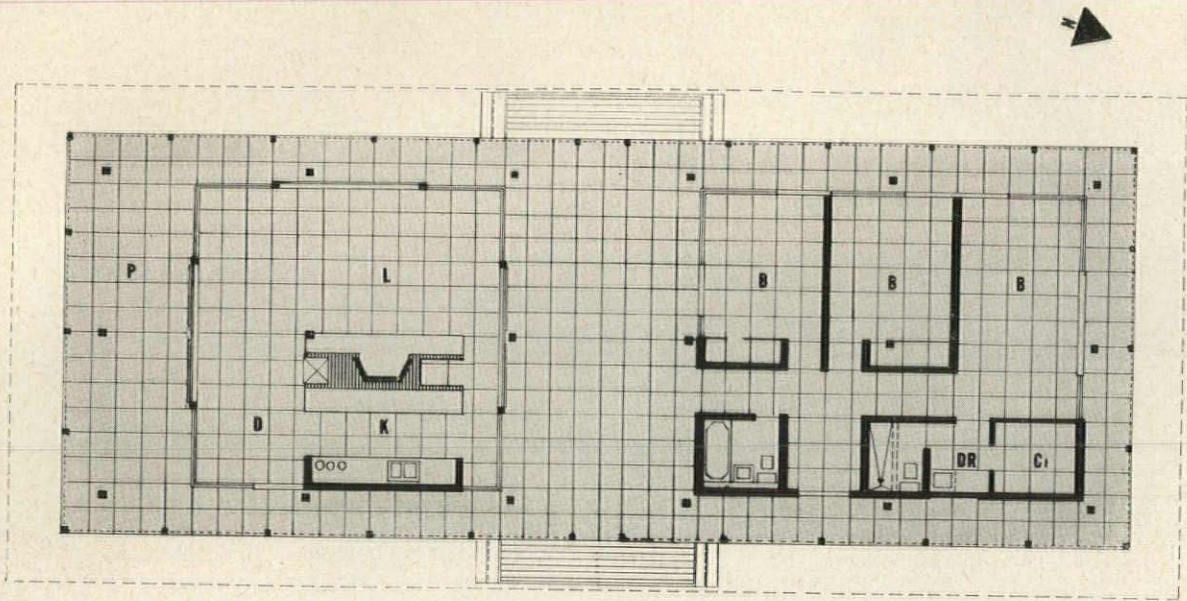




In The Tropical Tradition

The great sloping roof and screen façade of this contemporary conception of a traditional Florida house provide excellent shelter against tropical rains and temperatures. The two main elements of the house can be sealed tight during bad weather—or opened on nice days to create one large, screened-in area.


The problems inherent in the semi-tropics (hot sun, high tides, heavy winds, and insects) were solved in much the same manner as in the old Florida house or Seminole chikee house: a concrete platform, impervious to insects, is raised off the ground to form the floor of the house, under which may pass both high tides and cool breezes. The platform is sealed entirely at its edge with insect screening. Porches skirt the perimeter of the platform and divide the two weather-sealed areas that compose the living and bedroom elements. The effect is one of having a courtyard in the center of and surrounding the house.



0 5 10 20

Rough-sawn pine beams and rafters, bleached to a silvery-gray tone, are left exposed throughout the house. Bedroom windows are louvered, can be opened to admit morning sun.

The living area, as well as the bedrooms, is enclosed by sliding glass doors and wood jalousies which are notched to shut tight during bad weather and for protection and privacy at night.



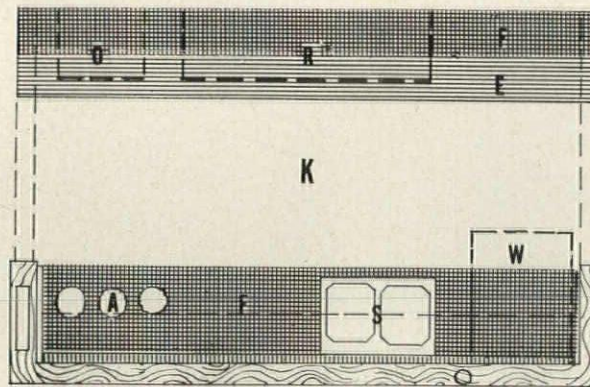
When sliding doors and jalousies are open, the porch becomes part of the living and bedroom areas, and a breeze flows freely through the house. Eighteen great pine posts, bleached the same silvery gray as the beams and rafters, support a roof which projects down and out on all sides for wind and rain protection. The roof surface is a highly reflective coral chip which, together with ocean breezes, provides effective year-round air conditioning. The surface of the raised platform—which serves as the floor—is polished cement tile.



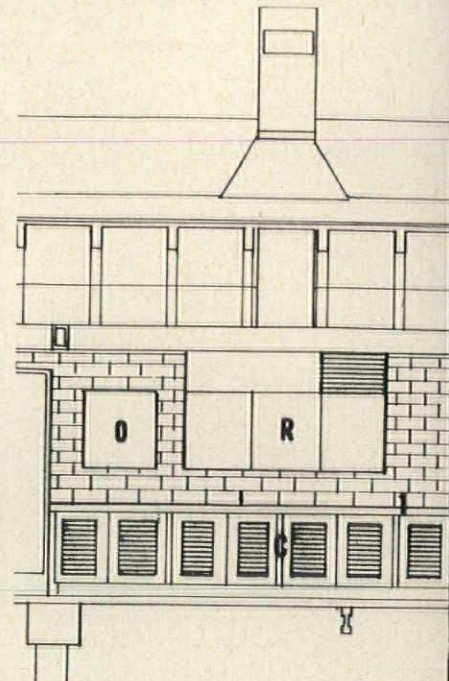
The McClave House: Open For Breezes Or Closed For Privacy . . .

The McClave House: Small Galley Kitchen Yields Maximum Working Space . . .


A galley kitchen as well planned as this one can allow a maximum amount of working space within a small area, save steps and time involved in cooking and other kitchen operations, and integrate heavy and sometimes hard-to-fit equipment. The simple plan places cabinets, sinks, counters and equipment along two parallel walls set 8 ft apart.




KITCHEN PLAN SHOWING LOCATION OF EQUIPMENT



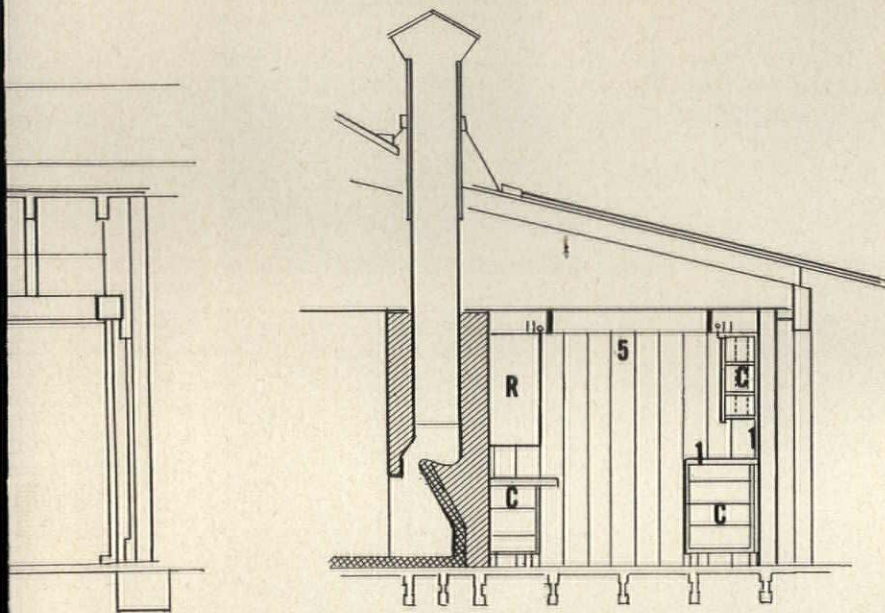
WEST WALL



An aisle width of 3 ft 6 in. makes it convenient to turn from counter to counter while working. Although there is not enough room to dine in the kitchen (except for light snacks), the dining area is easily accessible. All cabinets and storage areas are louvered for ventilation to keep food from molding. Touch-latch hardware is used on all cabinet doors. Shelves are adjustable. The floor is composed of 2- by 2-ft precast cement tiles.



Arrangement of the equipment in this kitchen expedites normal cooking procedures. The oven, built into a brick wall, is located only a few steps from the dining area so that food can be served piping hot direct from the stove. The refrigerator is nearby, also above the counter and at eye level. Electrical plates and sink are across the aisle. Food, then, can be moved easily from refrigerator to sink to oven or stove.

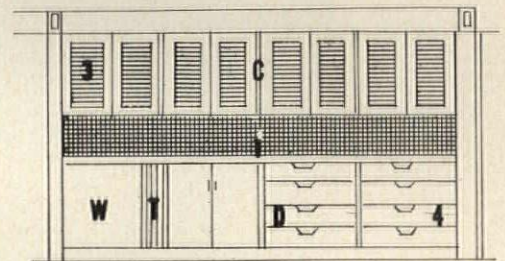


CROSS SECTION TOWARD NORTH

Two ceramic tile counters, one with a cutting board edge, run the full length of the kitchen. Cabinets and equipment are raised 1 ft above the counters to free their full 1 ft 6 in. width for working space. The lighting is indirect, done with fluorescent strips under redwood valances. Natural light passes over the partitions.

LEGEND:

A. Electric plates. C. Cabinets. D. Eight-in. drawers on nylon slides. E. Cutting board edge. F. Tile counter. G. Oven. R. Refrigerator. S. Sink. T. Tray rack. W. Automatic dish washer. 1. Ceramic mosaic tile. 2. Mexican brick wall. 3. Louvered wood doors. 4. Painted wood doors. 5. Redwood beam.



EAST WALL





Burner units are built into the ceramic mosaic tile counter. Switches and plugs are on the wall where they are easy to see and reach. A galvanized metal wiring gutter is beneath burner units for protection. The height of the tile and cutting board counter is 2 ft 2 in., which situates the working area comfortably at arm's length. The draining board counter is slightly higher (3 ft) to compensate for the recessed sink.



The ceramic mosaic tile scheme is carried through the bathroom and dressing room. Sink and fixtures are built in. Drawers below the counter top are handy for towel and linen storage. A full-length panel of wood jalousies backs the dressing counter and mirror. A plastic skylight admits more natural light to the dressing area.

© EZRA STOLLER



PAUL THIRY, ARCHITECT.

Mrs. Allison T. Wanamaker, Owner.

Location: Seattle, Washington.

Bertil Mortenson & Co., Contractor.

L. N. Roberson, Heating Consultant.

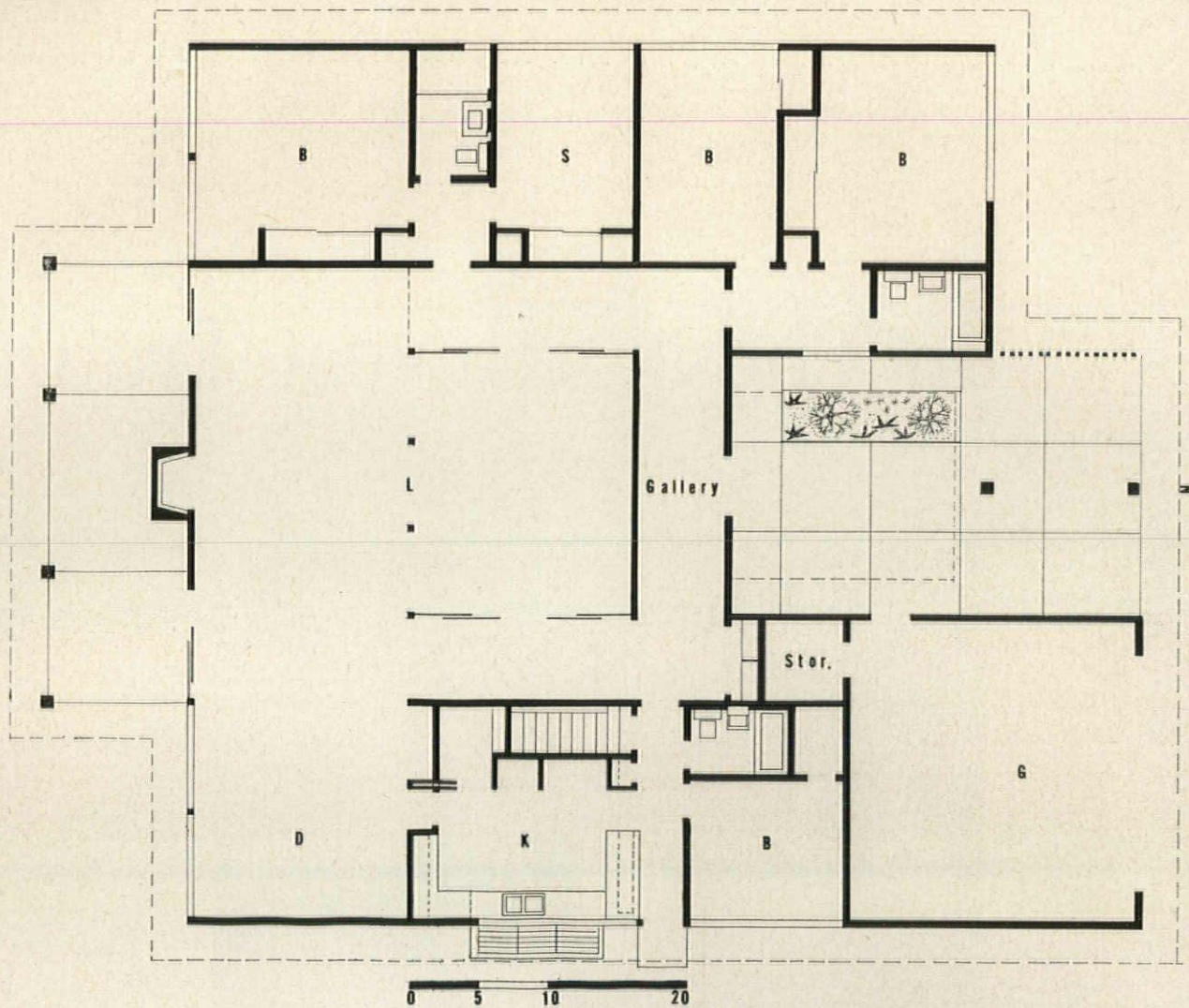
Prentice Nursery, Landscape.

In The Northwest Tradition




The rare quality of rejecting neither past nor present is worth note in the quiet, warm design of this house. It is in no sense a compromise. The basic concept, planned around a central interior court, is fresh and functional. Details, such as the entrance shown here, are dramatic and unstereotyped. Materials are simple, extremely easy to maintain. Yet there are many features too often considered as alien to the contemporary scene. To begin with, it was specifically planned (with adequate wall space) to house a collection of old furnishings the owner had—and loved. The pitched roof and exterior were designed to fit quietly—but not negatively—into a “traditional” neighborhood. And many handy old friends are back: the “porte cochere,” garage doors, a gracious entrance, protective baseboards and mouldings, adequate but concealed storage, privacy, bedroom suites, and fenestration to purpose.

The Wanamaker House: Courts and Zones Add Livability . . .

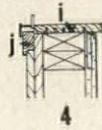
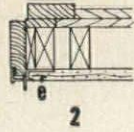
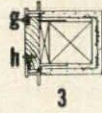
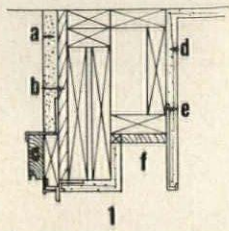


For all its openness, and glass walls surrounding the central living court, this small house has a great sense of shelter and privacy. At night (opposite page) the outside world can be shut away from an indoor-outdoor compound. Shoji screens (right) permit dining area to be closed off from living areas. The bedroom wing is planned to be used as two suites (each with sitting room, bath) or as four bedrooms, as needed.

The house has a wood frame, with redwood and cement stucco exterior, white marble chip built-up roof. Interior walls are plaster, mahogany veneer. Doors and mouldings are mahogany. Floors are pinkish-buff tile (walls are painted to match). Heating is by electric radiant cables in floors and ceilings; each room has its own thermostat. Insulation is glass fiber in walls and ceilings. Garage door is lift-up, automatic.







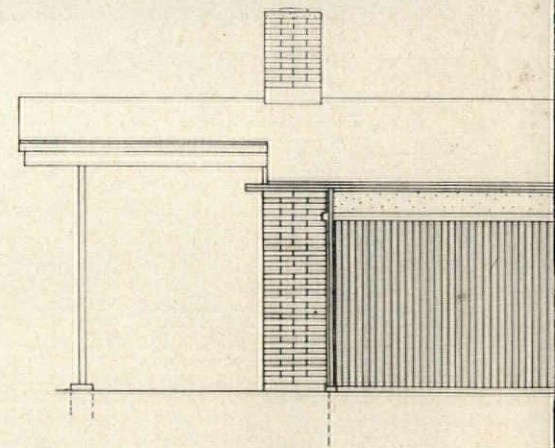

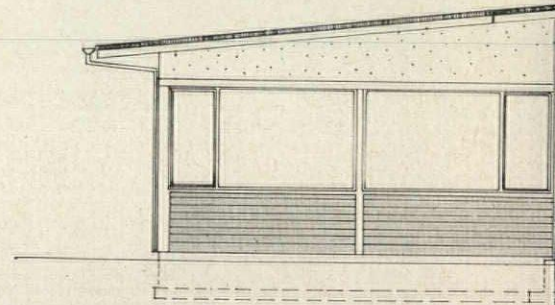

Typical Window Details
(left)

- Fig. 1. Head
 a. Stucco
 b. Sheathing
 c. 4-in. trim
 d. Plaster
 e. 16 gage formed
 plaster ground
 f. 4-in. curtain recess

Fig. 2. Jamb at Corner
 e. Plaster ground

Fig. 3. Jamb at Mullions
 Or Wall
 g. Gasket
 h. Trim below sash

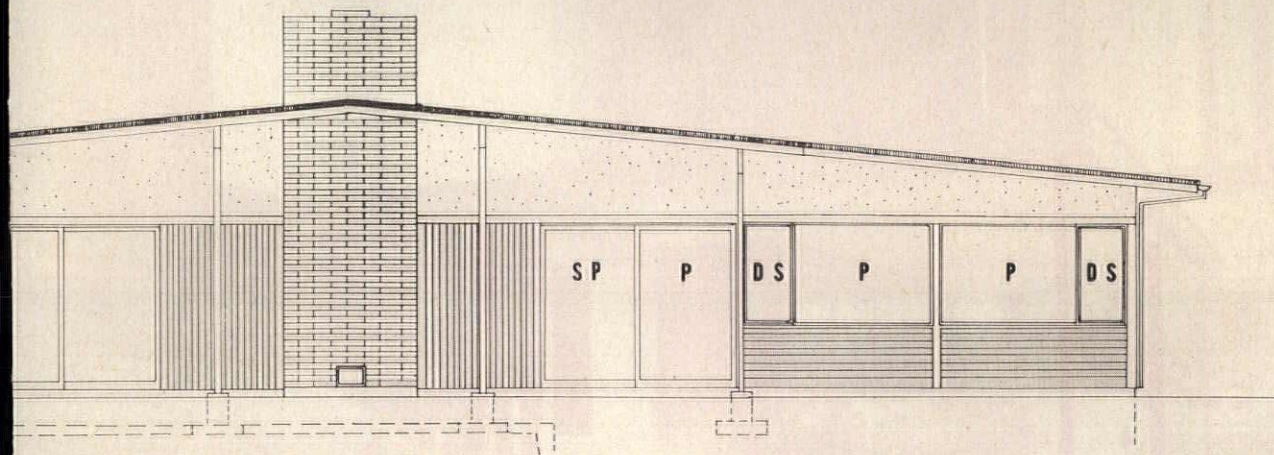
Fig. 4. Sill
 i. $\frac{3}{4}$ -in. stool
 j. 1 x 2-in. trim



ART HUPY

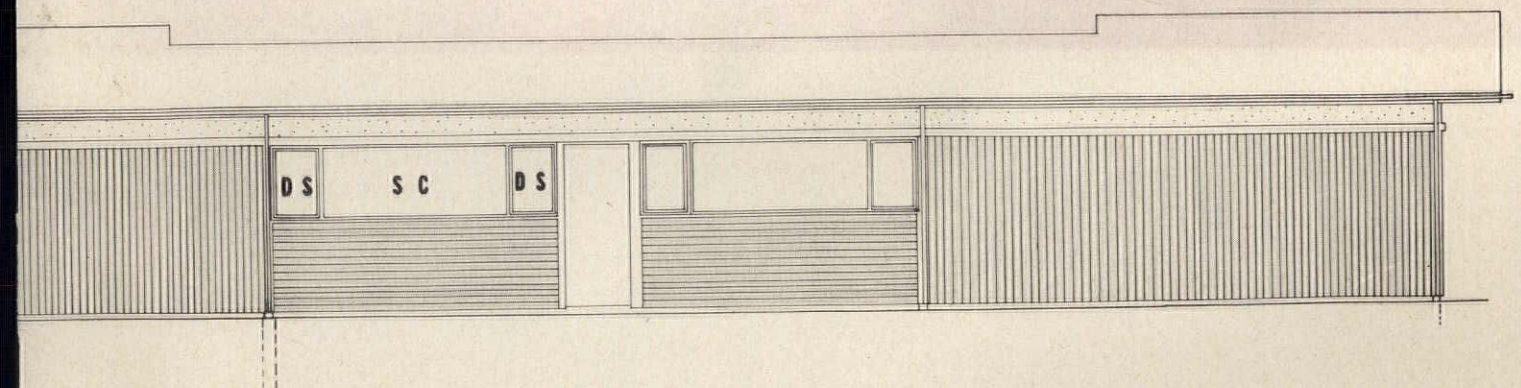
The Wanamaker House: Each Window Suits Its Function . . .

The fenestration of this house is a good example of logic and order. Diverse window types—each selected for its best function at that place—are skillfully organized into a unified, balanced entity with the house. There is a vast range of windows on the market, one for most any purpose. Sometimes, this useful fact seems overlooked in the interest of simplicity. In this case, requirements included: privacy from the street; views of an adjoining golf course when desired; adequate cross ventilation for a mild climate; insect screens; ease of operation; minimum maintenance.



At the rear of the house (above and left center), a system was developed to combine fixed view-windows with screened opening sash. At each end of the living room (leaving wall space for furniture around fireplace) are two aluminum-framed units extending to the floor: one is fixed plate glass

(P), one is a sliding panel with plate glass and a sliding aluminum screen (SP). In the dining area and in the bedroom, two chair-height view panels (P) are flanked by inside-screened casement units with handles that operate from inside; double strength glass (DS), trim aluminum frames.



In the entrance court (left), a band of windows open on a bedroom hall and a bath. They are high, small, and fitted with obscure glass for privacy; casement units alternate with fixed panels. Aluminum framing bars for both fixed and casement sash throughout the house are identical.

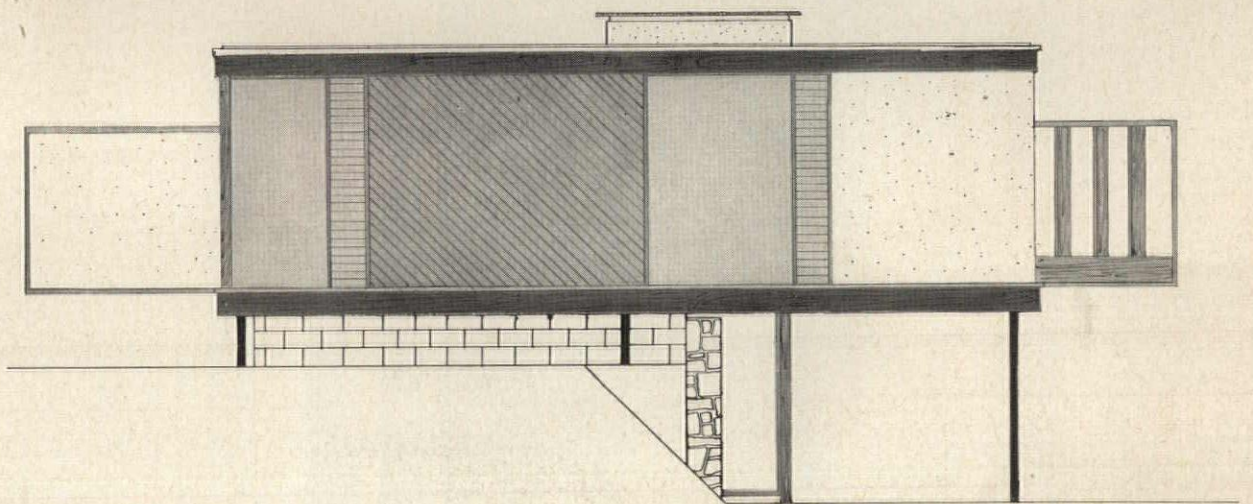
The kitchen windows (above) are high enough to permit a backsplash over the counter; the view panel is sheet crystal (SC). Below these, a grated areaway contains a band of small casements for the partial basement. Screens all through the house need never be removed for storage.



CHARD F. WEBB, ARCHITECT AND OWNER.

Location: Phoenixville, Pennsylvania

Irvin Smerly, Contractor.



Compact Delight

Compactness is an element necessary in the design of any fine small home. When it is executed logically and with finesse, as in the design of this house, compactness may also yield a dramatic sense of order and completion. A living room, kitchen and dining room, two children's bedrooms, playroom, two bathrooms, master suite, and an unusually large concentration of storage space have been fitted neatly and without cramping into a 34-ft.-sq. structure.

Rather than leveling the grade of an already existing slope on the site, the house was raised 8 ft above the lowest ground point. This created space for a carport under the living area and kept the commonly sub-surface storage and utility room at ground level. The structural frame, composed of 8- by 12-in. steel beams, is supported by nine 3- by 6-in. steel tubes which are secured in 3- by 3-ft. concrete footings. An 8-in. concrete wall forms the foundation.



The Webb House: Stairwell, Fireplace Liven Limited Space . . .

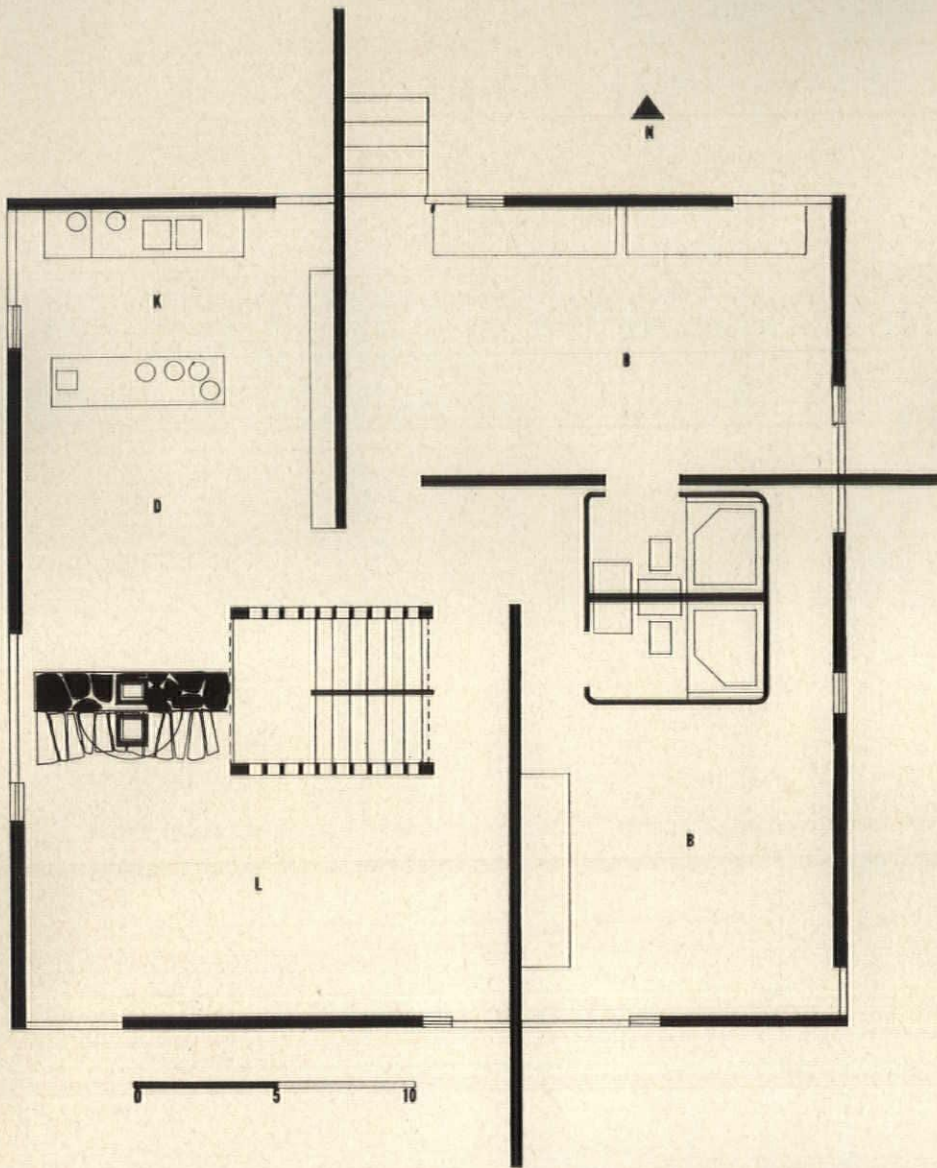


A cage of 2- by 6-in. vertical fir studs around the stairwell extends from ground floor level to the roof. The cage gives a sense of enclosure to the stairwell without disturbing the flow of space in the living area (left). The vertical stud pattern is repeated in an exterior fin (see photo, page previous) which keeps the otherwise square house from looking "boxy."

Entrance to the house is made directly from the carport. Floor-to-ceiling glass panels allow a view to dramatic stairwell (photo below). Laundry, storage, and mechanical rooms are beyond.

A stone wall, on which the house seems to rest (see exterior photo, previous page), penetrates the floor and extends into the living area to become the foundation for the fireplace (bottom).



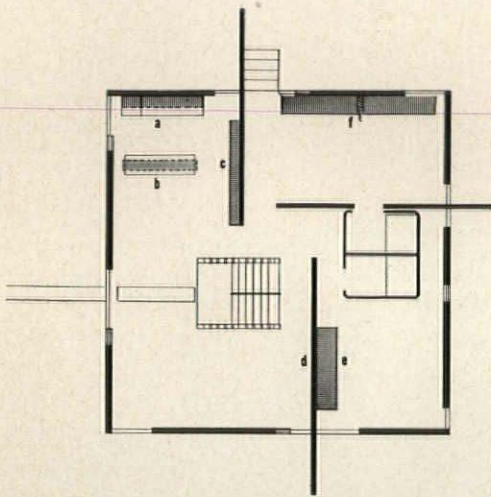


BEN SCHNALL


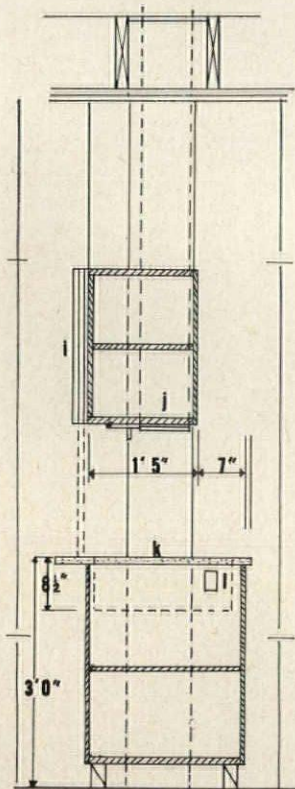
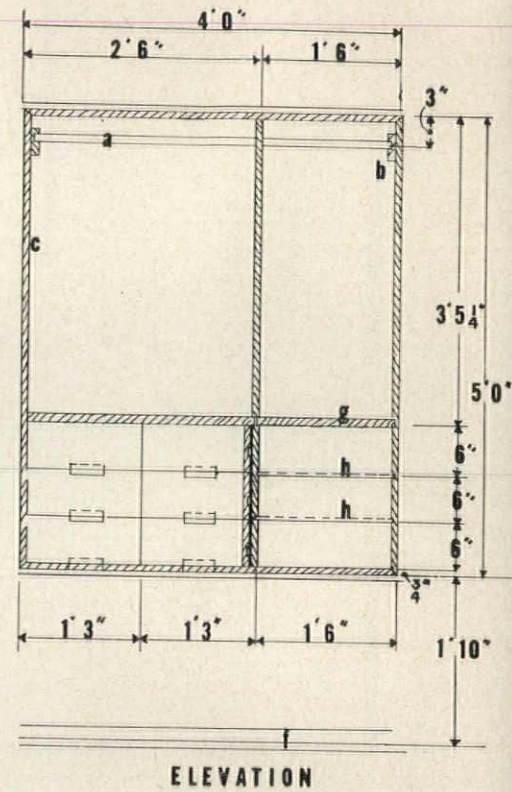
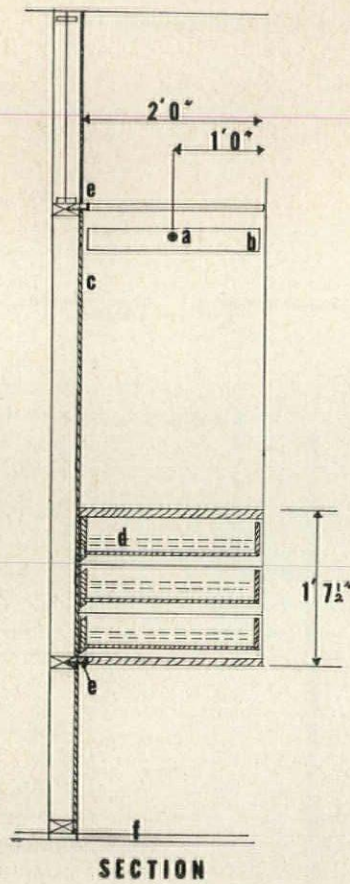


The warm color and grain of the exposed vertical studs contrast nicely with the white plaster walls and fireplace in the living area. The bell-shaped hood and flue of the fireplace are asbestos coated and covered with $\frac{3}{4}$ -in.-thick low soluble cement which was troweled smooth.

The Webb House: Built-ins Divide Rooms, Multiply Space . . .



LEGEND FOR SECTIONS AND ELEVATION: a. 1-in. steel pipe; b. 3/4-in. by 3-in. side cleat; c. 1/4-in. birch plywood panel; d. 3/4-in. hardwood guides; f. finished floor; g. 3/4-in. removable plywood shelf; h. 1/2-in. plywood shelf; i. 3/4-in. plywood sliding doors on sash balance; j. 12-gauge copper hood and exhaust; k. 1/4-in. white Georgian marble top, cut out for griddle and burners; l. Converter outlet; m. Two-way sliding drawers.

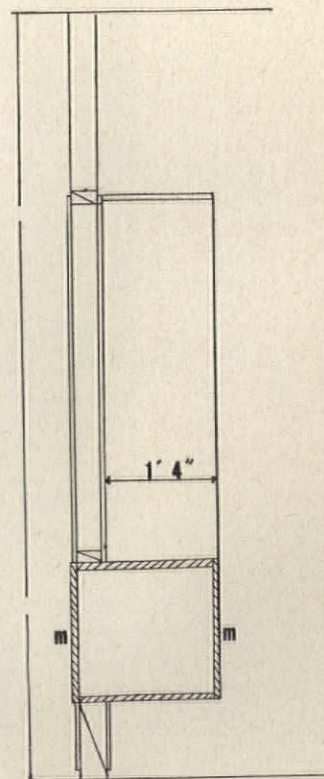






Built-in storage and wardrobe units, space-saving devices in themselves, have been put to a second use as room partitions in this extremely compact house. The section, elevation, and photo at left show how boxes of lumbercore birch plywood have been hung from vertical studs and fitted with rods and adjustable shelves to form wardrobe units which serve also as partitions (see e and f on plan). To make the units as convenient as possible for storing clothes, the family was measured for sizes, and amounts of clothing were approximated. Each member was then given one basic unit with heights of rod and shelves adjusted to his or her particular need. The total height of each unit corresponds with the height of all other partitions and built-ins in the house. Enough space was left below each unit to fit beds, facilitate cleaning, or store books and toys. Bamboo matchstick curtains hung on a brass rod cover the units instead of space-taking conventional doors.

Kitchen equipment is built into two parallel counter and cabinet units (see a and b on plan). The photo at bottom left looks through the griddle and range counter unit to the sink and oven counter. A plywood panel (see section next to photo) slides down to close the pass-through from range and griddle counter to dining area. A china cabinet is hung from the wall dividing the children's bedroom and the kitchen (see c on plan). Drawers in storage walls (see photos and section below) open from either side.

BEN SCHNALL





GEORGE NELSON & GORDON CHADWICK, ARCHITECTS

Mr. and Mrs. James T. Kirkpatrick, Owners.


Location: Kalamazoo, Michigan.

Peter Bruder, Engineer.


Thomas Smith Kelly, Lighting Consultant.

George Nelson & Co., Interior Designers.

John J. Meninga, Contractor.



NORMAN F. CARVER, JR.



Accent On Vertical Space

In a time when the horizontal line reigns in house design, it is intriguing to note here how much visual spaciousness can be added by vistas looking *up* as well as across and out. A good sense of scale is given, too, by contrasting the verticals and horizontals. It is an interesting house, pervaded by an air of quiet elegance and warmth. Day and night, carefully planned lighting adds a touch of sparkle and drama to the interiors. The plan organization and use of durable materials add up to good livability. The first floor plan centers on a multi-purpose dining-family room, used somewhat like the traditional English "hall." An entrance vestibule with coat closet opens directly into it, as does the garage. The living room forms a quiet area at the end of the house. Upstairs, a childrens' wing is set apart with a large play room. The house is wood frame, with concrete foundations and exterior walls of ribbed aluminum panels.




*The Kirkpatrick House:
Space Inside Is Well Organized . . .*

Activity zones are well defined within the simple rectangular shape of this house: parents, guests, children, and noisy or quiet activities all have separate areas. All plumbing, flues and mechanical equipment are ganged for economy, and their area has brick walls for quiet. The playroom is skylighted.

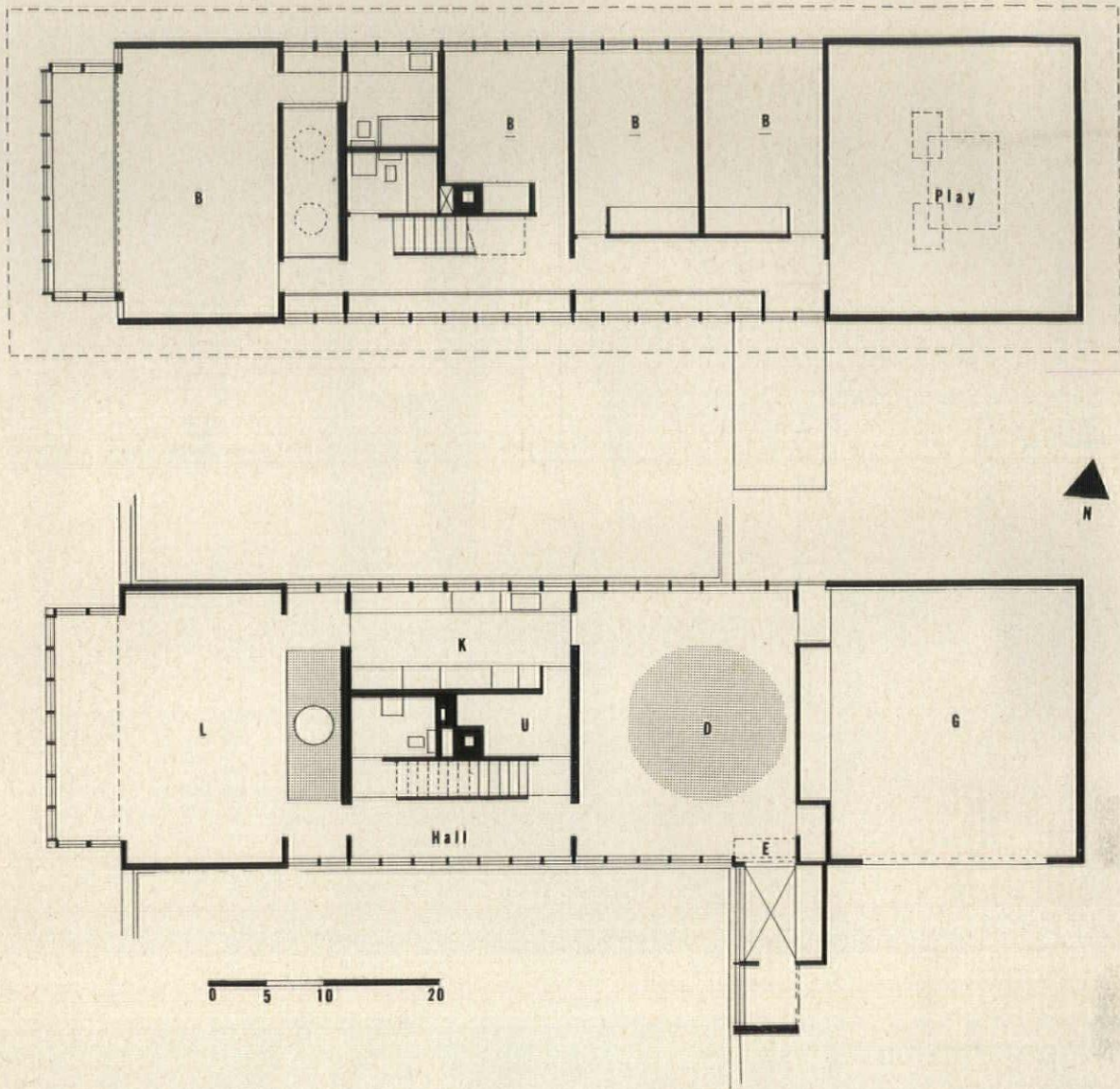
The verticals of the windows and railings fill most rooms with patterns of light and shade (left). The lower photo is the stair hall between living and family rooms; above is the bedroom hall. Living room floors are slate, all others are vinyl tile.

The window bay in the living room (below) extends the full two-story height for added sense of space and light. Alcoves at either side of the living room are filled with storage units. Walls are finished in brick and plaster. Ceilings throughout the house are plaster. Jalousie windows are used for ventilation.




NORMAN F. CARVER, JR.






The hooded fireplace (below) is dramatically set in a garden-like alcove at one end of the living room. Windows at the sides and skylights above flood it with light; at night floodlights give the same effect. The fireplace is set in a bed of white pebbles, and has a round black slate hearth.

The master bedroom (below) has balcony effect created by two-story living room bay. Curtains pull across balcony edge for added privacy. Closets are set into alcove along one wall; the bed is placed in the other. The bedroom entry and "vanity room" open on the fireplace well. Baths have aluminum tiles.






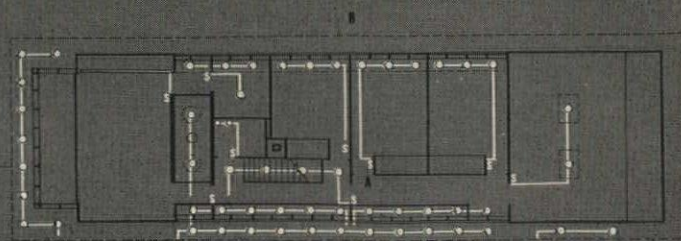
SECTION A-A

NORMAN F. CARVER, JR.

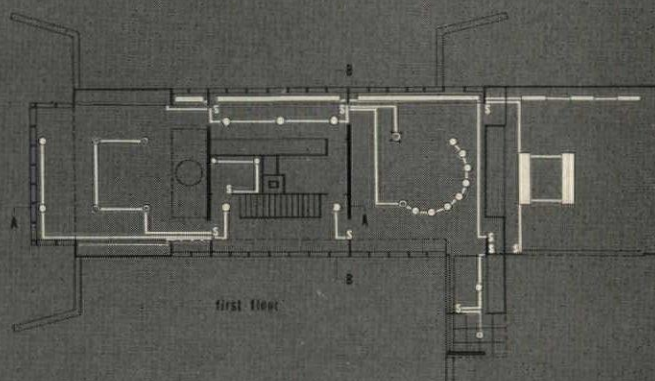




SECTION B-B



second floor





first floor

The Kirkpatrick House: Lighting Is Used As Creative Design . . .

LEGEND

- a. 75 watt spot light.
- b. 150 watt up-light.
- c. 300 watt weather-proof light.
- d. 75 watt flood light.
- e. 550 watt recessed incandescent lens strip.
- f. 150 watt spot light.
- g. 150 watt recessed baffled down-light.
- h. 150 watt louvered fluorescent unit.

Artificial light, used as a device to explain and heighten design features, is worth notice in this house. All too often, the utilitarian niceties of lighting are the only ones given much consideration in residential design. Here, light is used as well to create an atmosphere within and without the house, and to re-create at night all the focal points around the two-story wells, as in the photograph at far left. By using only the exterior lights in the overhangs, soft illumination is provided inside; a series of lights along the stair well give utilitarian light and dramatize that feature; and with all lights on, a brilliant "party atmosphere" is created. Ceiling edges and lights are recessed where there are no actual vertical wells to give the same effect (see two photos left). Storage walls in the living room and the well are lighted in a fashion to give soft background glow. Activity areas in the multi-purpose room are defined by pools of light over tables and sofas.





KILLINGSWORTH, BRADY AND SMITH, ARCHITECTS.


Mr. and Mrs. Richard Opdahl, Owners.

Location: Long Beach, California.

Alfred P. Dorsey, Contractor.

John Nicholson of Frank Brothers, Interior Designer.

MARVIN RAND



A Small Lot Well Used

Here is a deft solution to the design challenge presented by the shrinking availability and size of house lots in our burgeoning urban centers. This town house was designed for a 30- by 80-ft lot bordered by a two-story apartment building on one side, and a one-and-one-half-story house on the other. Given those restrictions, the architects met the family's needs for space and privacy while creating a house rich in delightful visual experiences.

Separation from the neighboring buildings was achieved by setting two 18-ft high walls 3 ft from the side yard lines. The house is developed within these walls, and is enclosed at both ends by glass panels. A modified post and beam structural system was used to accommodate the open plan of the house and the limited width of the property. The living area, with its glass façade, is set back 41 ft from the property line on the street side to make room for a carport, entrance garden, patio and reflecting pool.



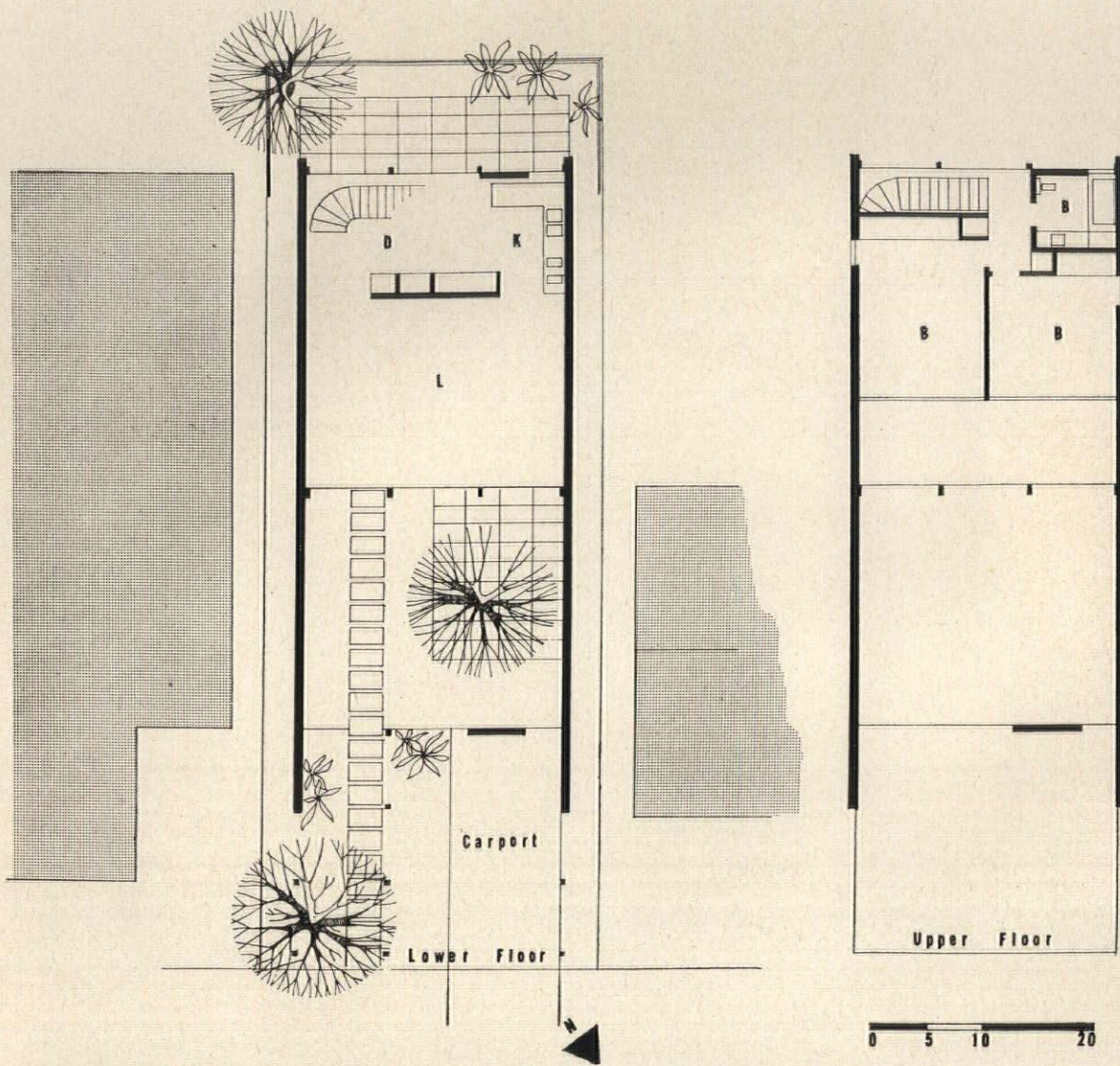
MARVIN RAND

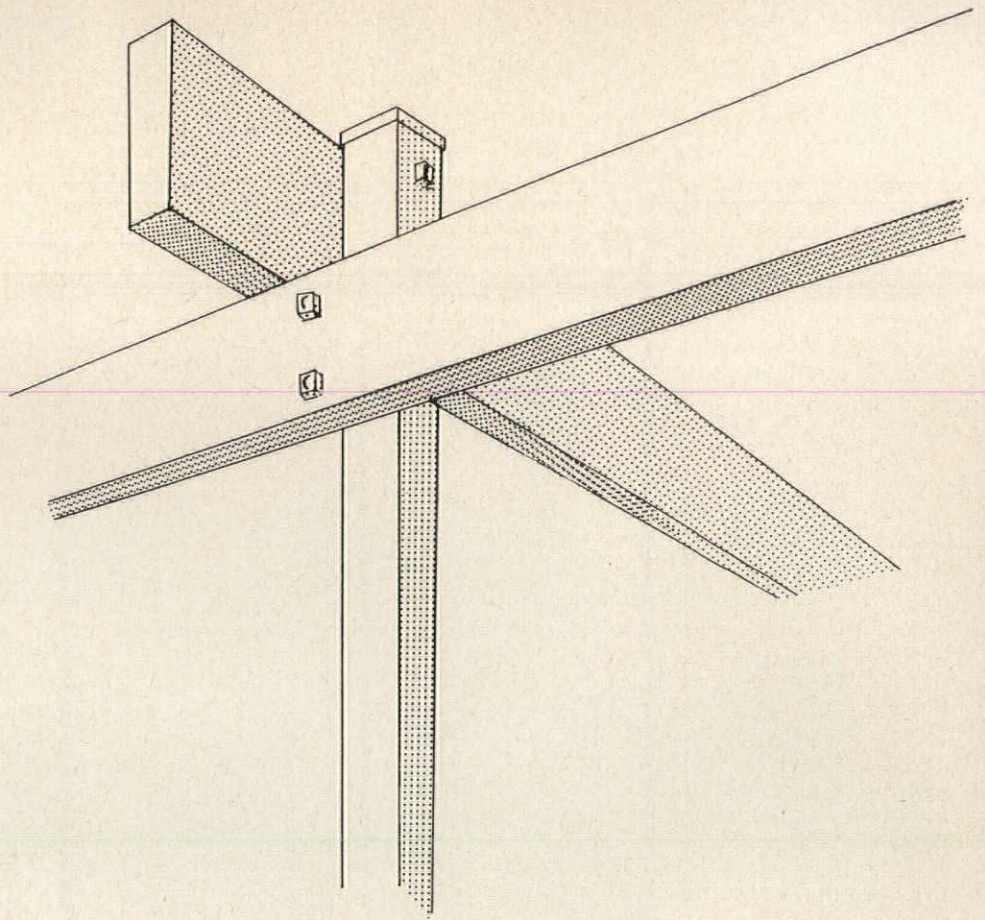
The Opdahl House: Walled Garden Isolates a City Site . . .

Precast concrete stepping stones lead from the street through an entrance garden to a 6-ft high wrought iron fence. Beyond the fence, the steps—which are anchored in a concrete base—seem to float on the 21- by 24-ft reflecting pool (see photo above). A patio of concrete slabs also rests on the pool. Since the side walls of the house extend beyond the pool (see plan, opposite page), the lush patio-pool area is isolated from neighboring buildings. A circulating pump keeps the pool at a 6-in. level.

Kitchen cabinets and counters are designed to look like furniture (see photo right). Delicate, 5/8-in. iron legs raise the cabinets 1 ft from the floor. A self-edged, plastic laminated top protects the woodwork from burning, cutting, and spilled liquids. Sink, burners, and disposal are built into the cabinets. Kitchen and bathroom floors are vinyl asbestos, walls are plaster.


A gently curved staircase with open treads and wrought iron handrail (see photo far right) serves the second floor bedroom-bathroom area. Though the staircase can be seen from the entrance (photo above), it is situated at the rear of the house near a glass wall which overlooks a private garden. The bedroom level terminates in a balcony over the two-story living room. Side walls (photo, far right) are redwood stained an eucalyptus gold which sets the color tone for the house: white, orange, and yellow.



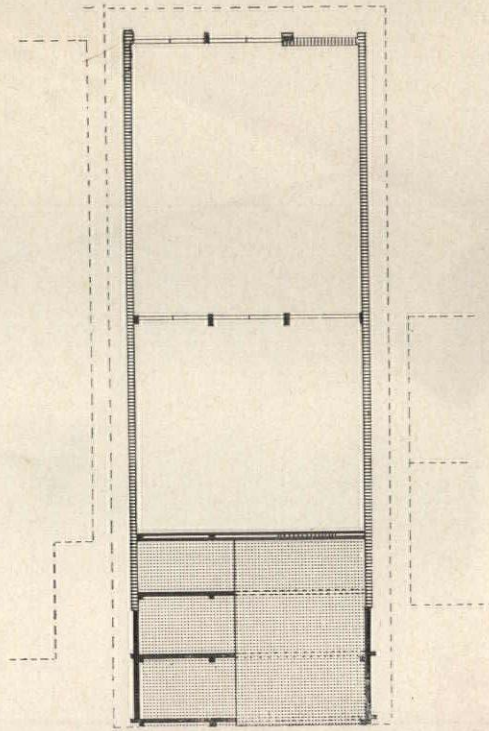


The Opdahl House: Posts and Beams Utilize Total Lot . . .


MARVIN RAND



A modified post and beam construction devised by the architects makes the most of this narrow lot and allows a great amount of flexibility in the house plan. The structure starts at the minimum setback 3 ft from the side yard lines and 2 ft from the property line on the street edge. Thus, almost all of the lot is rendered usable. The modular pattern of posts and beams (see plan at right) allows enclosures to be made wherever desired—or areas may be left open to form gardens and atriums. The structure was designed to support an addition of a master suite above the carport and entrance garden (shaded gray in plan). A glass bridge over the pool will connect the second floor and the master suite.



The detail at left shows the connection between 4- by 4-in. posts (see "A" on elevation below), 3- by 10-in. cross beams (B), and 3- by 8-in. lengthwise beams (C). The posts are anchored in concrete footings (D). Moment connections eliminate the need for solid shear panels at the front of the house except for a two-story panel of redwood siding over $\frac{3}{8}$ -in. plywood (E) at the street edge of the pool which provides privacy for the patio. The 6-ft-high fence (F) is formed of $\frac{3}{4}$ - by $\frac{3}{4}$ -in. wrought iron poles.





NEUHAUS AND TAYLOR, ARCHITECTS.

Mr. and Mrs. Harwood Taylor, Owners.


Developed as part of the *Electri-Living Program*
sponsored by Living for Young Homemakers.

Location: Houston, Texas.

Ernest Vogt, Structural Engineer.

Fred Buxton, Landscape Architect.

Lyon Development Company, Contractors.




JOHN ROGERS Courtesy of LIVING FOR YOUNG HOMEMAKERS


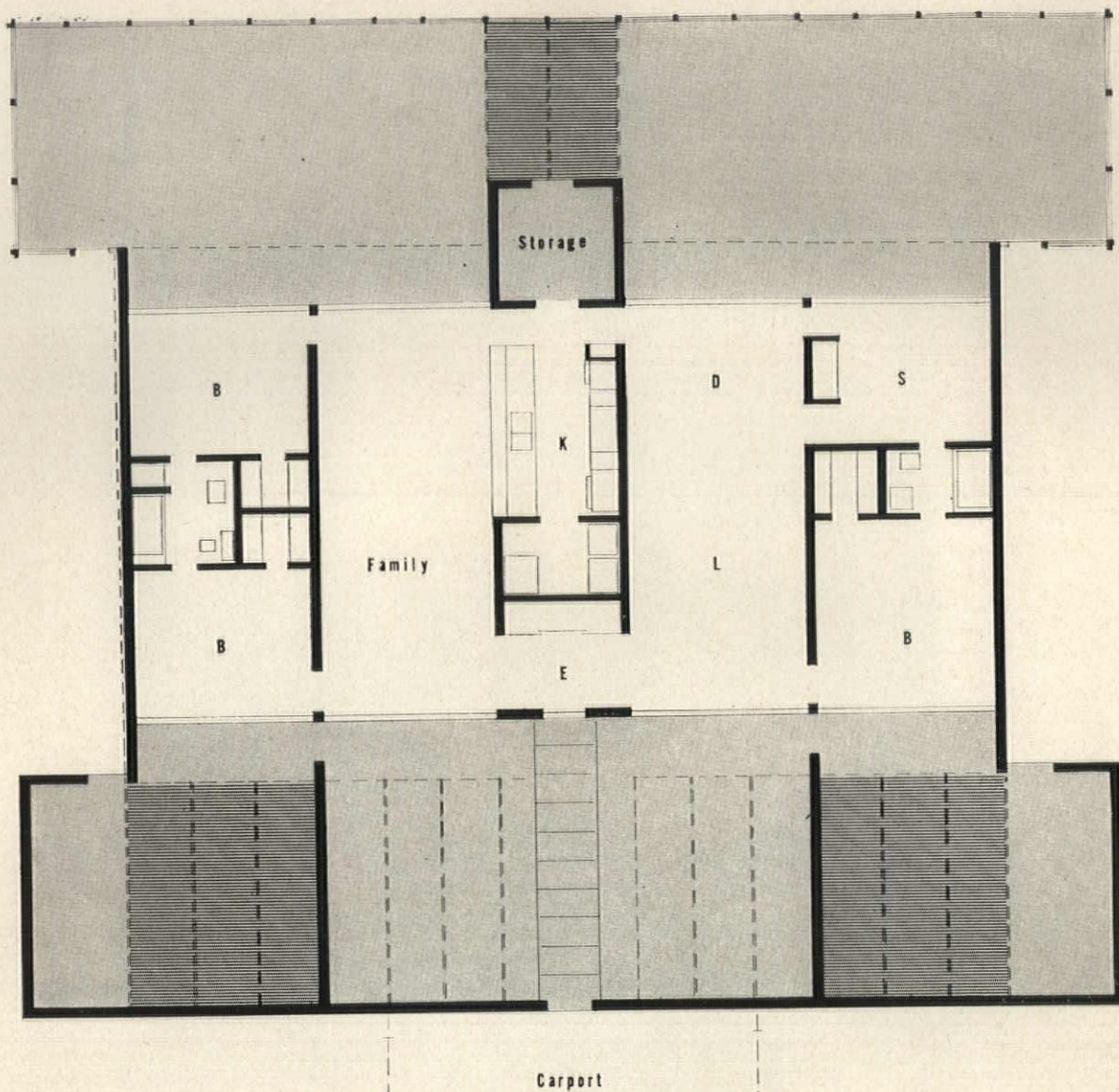
Economy In Court House Design

This successful interpretation of a courtyard house grew out of the *Electri-Living* residential building program sponsored by *Living For Young Homemakers* together with local utility companies. Working with a mandatory budget of \$18,000 or less (exclusive of lot), the architects faced a triple responsibility: to design a house at low cost which would (1) satisfy the emotional and spacial needs of an average young couple with two to four children; (2) accommodate the full electrical load of household appliances now on the market with allowances for additional equipment in the future; (3) be adaptable to the builder house market. A courtyard scheme was chosen in order to utilize all the available land space. The lot was walled-off in a rectangular shape and divided into sections, some enclosed for living areas and some left open. Space was organized to separate formal and informal living.

The Taylor House: Utility Core Splits Formal, Informal Zones . . .

JOHN ROGERS *Courtesy of LIVING FOR YOUNG HOMEMAKERS*





The living room (photo, far left), dining room, study (or guest bedroom), and master bedroom are separated from other areas by the kitchen utility core. A wall of walnut veneer in the living room lends an air of formality to the entertaining area; other interior walls are white gypsum wallboard.

Every room has its private courtyard (photo, left center). Glass walls and doors look onto the courtyards, which are floodlit by night. Concrete and gravel surfaces in the courtyards require little upkeep. Horizontal lattice-work over the courts breaks the glare of the sun. Natural lighting is accomplished in kitchen and baths by use of plastic skylights.

The family and music room (photo, left) is located in the informal zone along with the children's bedrooms and bath and a party patio. Floors are surfaced with off-white terrazzo.

The Taylor House: Plan Integrates Wiring, Appliances . . .



JOHN ROGERS, *Courtesy of LIVING FOR YOUNG HOMEOWNERS*



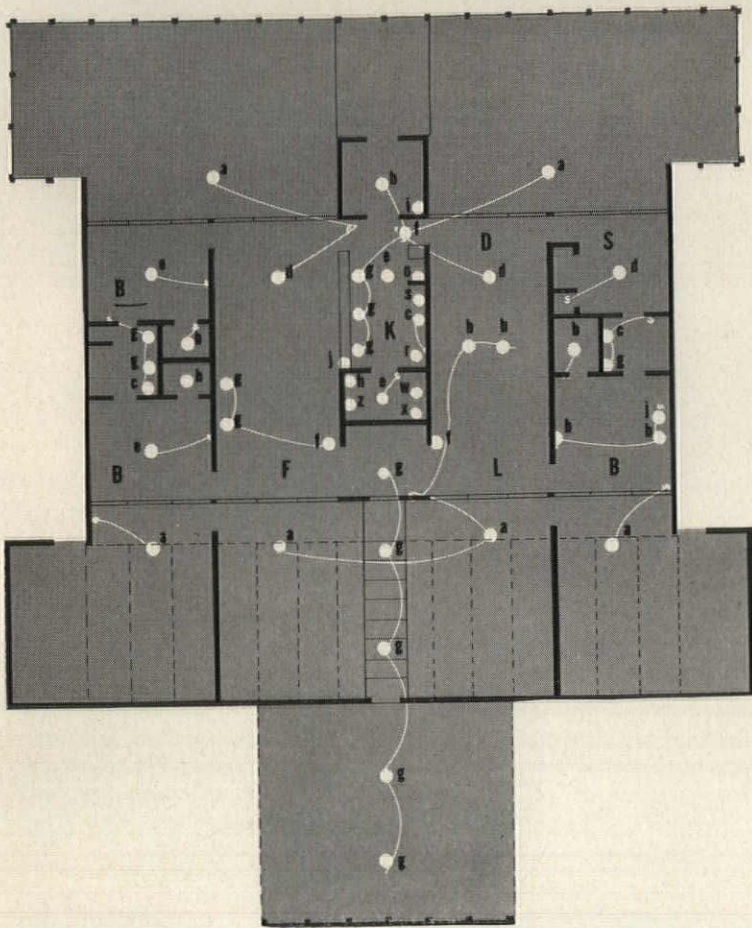
The physical and psychological satisfactions which come from having fine electrical equipment in the home can be realized only if the electrical system has been given full consideration in the total planning. Otherwise, the house is liable to become so "souped-up" with gadgets that both space facilities and wiring systems are soon antiquated. In planning this low-cost house, the architects treated the electrical system as an integral part of the design. There is a logical relationship between the system and other elements of the design which were affected by climate, family living patterns, individual requirements for varying degrees of natural and artificial lighting, and cost limitations. Not only is the wiring sufficient to meet existing demands, but allowance was made for equipment which might be added in the future or used temporarily.




A swivel floodlight (see "a" on plan) for each court is fixed beneath the overhangs (photo above). These lights maintain the indoor-outdoor relationship of the house at night and light activity areas.



The motor for the refrigerator is built into the wall above the freezer unit (see photo, above center). An electrical ventilator (photo, bottom) in the kitchen and bathrooms dissipates stale air.




LEGEND: a. Swivel floodlights; b. Porcelain socket; c. Exhaust fan; d. Special ceiling fixtures by owner; e. Bedroom ceiling fixtures; f. Light dimmer (rheostat); g. Downlights; h. Water heater; i. Food freezer; j. Telephone jack; o. Oven; s. Range; r. Refrigerator; w. Washer; x. Dryer; z. Air conditioner; B. Bedroom; L. Living room; K. Kitchen; D. Dining room; S. Study; F. Family room.



Downlights, complemented by a plastic skylight which admits daylight, intensify brightness in the kitchen where a great deal of close-up work is done (see photo, top left). The sink counter (photo above), which serves as a partition and pass-through between the kitchen and dining area, is equipped with three sets of electrical outlets.

Refrigerator, oven, and range are built into the wall cabinetry (see photo top). The motor unit set above the freezer frees more space for food storage. Dimmers (photo bottom) which control the intensity of light are connected to downlights ("f" on plan).



Order On An Irregular Site

Much of the order and the amenities associated with costlier housing have been incorporated in the design of this strictly budgeted, easy to maintain house. An irregular site (such sites are frequently found at lower costs than flat, "perfect" sites) has been utilized in this case to gain an integral carport, to minimize excavation, and to provide a view in three directions. Only the entrance court to the west required landscaping, since the other sides of the house face or extend into natural wooded areas. The court itself is a privacy factor: an L-shaped fence of vertical wood posts sets off the court and obstructs the view from the street.

Planned and built in two stages, the house is an excellent example of how initial construction can be kept within a budget, and more space added logically later on. The new wing provides a master suite and utility room.



TOM BURNS, JR.



WILLIAM L. FLETCHER, ARCHITECT AND OWNER.

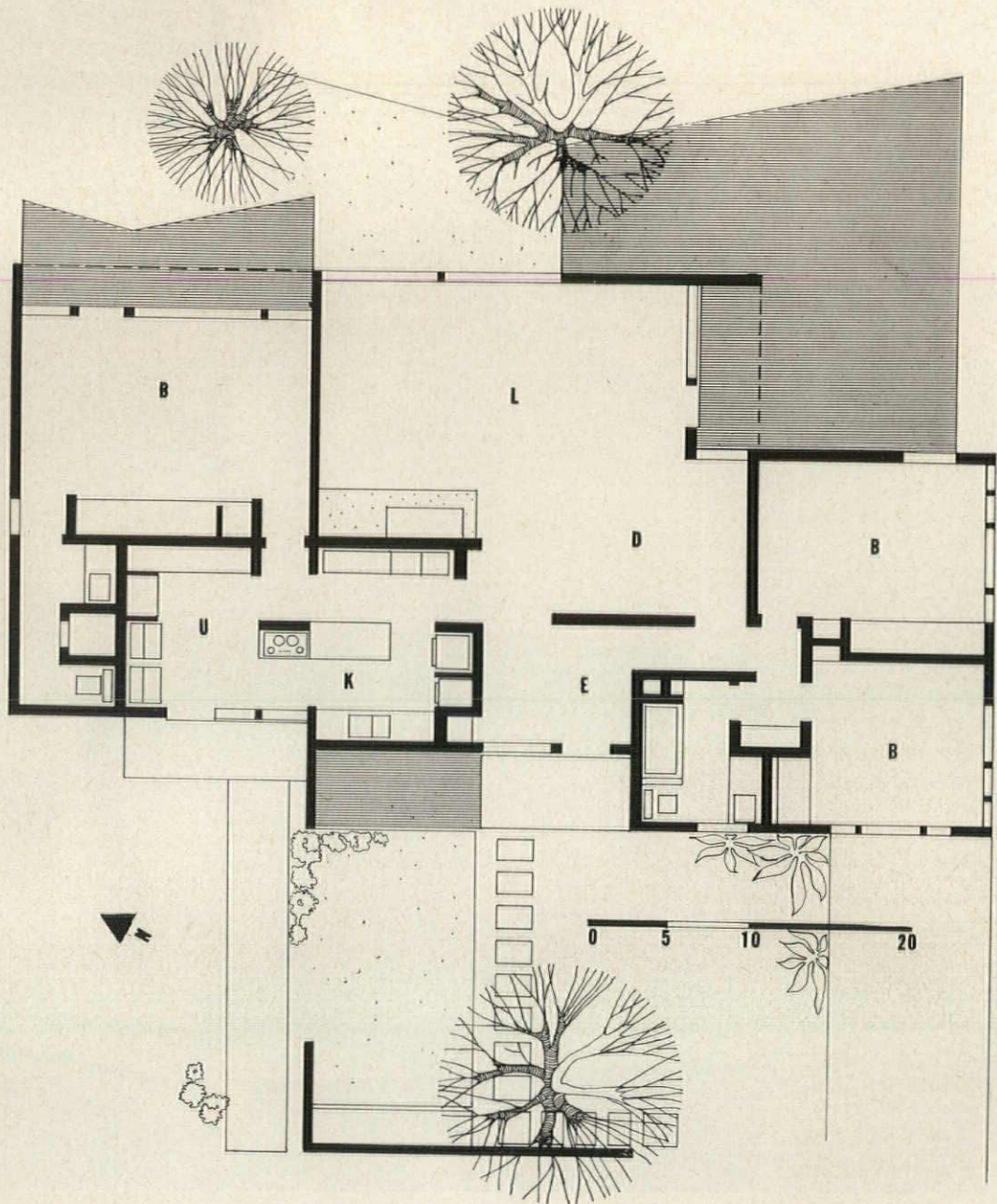
Location: Portland, Oregon.

H. L. Wooley, Mechanical Engineer.

Fred McCarroll, Contractor (original construction).



Ellis-Andrews, Contractors (addition).

The Fletcher House: Materials and Plan Produce Commodious Quality . . .



Materials used are natural and serviceable. The entrance court is formed of native plants (pines, ferns, etc.) together with gravel, rocks, and concrete paving. Exterior walls of the house are resawn cedar tongue-and-groove siding on 2 by 4 studs.


The wood frame structure, crisp and orderly, is painted white wherever exposed. Interior partitions are hemlock panels over 2 by 4 studs. Floors are cork tile in living areas.



The commodious quality of this house is stressed in the planning and in the use of materials, such as in the living room (photo right). Laminated fir strips form the walls and ceiling. Foundation for the fireplace is stone in cement; the metal hood was specially fabricated. High, narrow windows on the street side give way to full-length glass panels where the house faces secluded woods. (photo below). Circulation is achieved with a minimum of space devoted to hallways (see plan at left). Two wood decks project out into shade trees.

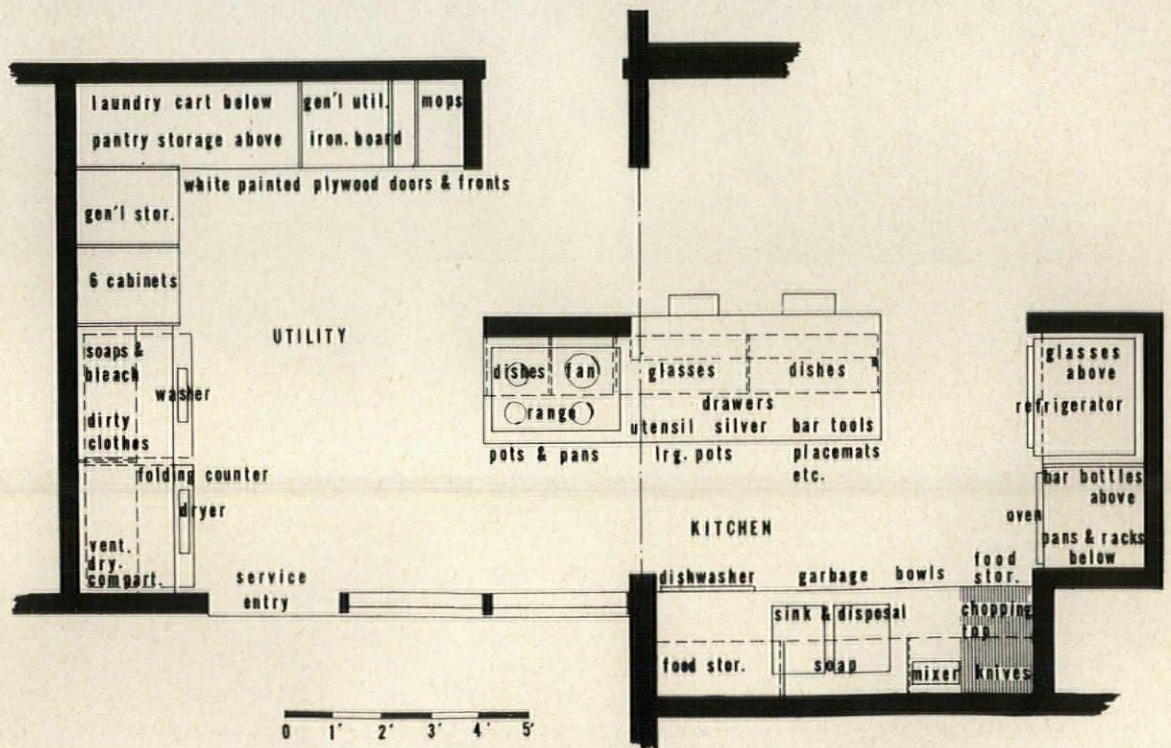


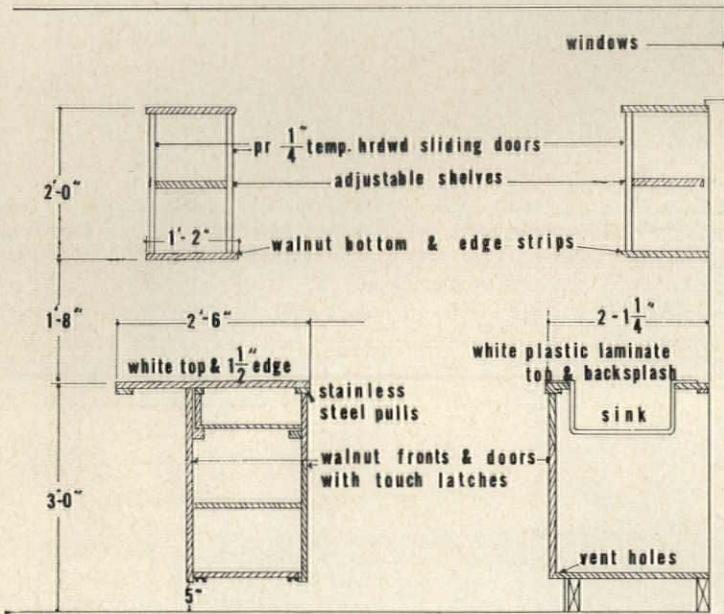
TOM BURNS, JR.



The island counter (photo above) is equipped with pull-out trays for napkins and placemats, slots for storing knives along the chopping surface, and drawers for utensils, pans.

All cabinets are walnut with white plastic laminate counter surfaces. Sliding doors on the upper cabinets are painted white (photo right). Floor is surfaced with 3/16-in cork tile.






A unified arrangement of kitchen, laundry, and utility room was developed in this house to cut down the housewife's work load by saving steps, and to capitalize on available space. The kitchen and laundry were so well related in the original structure that only a minimum amount of readjusting was necessary in order to integrate the utility room when the new wing was added (broken line in plan at bottom left marks the end of original structure). The utility room provides space for ironing, for general storage, and for extra equipment (drip drying cabinets, ventilated mop closets, etc.) Washing and drying machines were moved from the counter where the 21- by 31-in. double sink and dishwasher are now located (and where plumbing was already available) to the north wall of the utility room. The island counter was then transformed into an eating bar and work counter with a cooking top. Separate access to the eating bar from the utility room, the master suite, and the living-dining areas keeps traffic out of the kitchen proper. The oven is near the dining area so foods can be served hot.

The Fletcher House: Plan Unites Kitchen, Utility, Laundry Equipment . . .

TOM BURNS, JR.






JOHN MACL. JOHANSEN, ARCHITECT.

Location: Connecticut.

Richard Kelly, Light Consultant.

Wenzel Co. Inc., Contractors.

James Fanning, Landscape Architect.

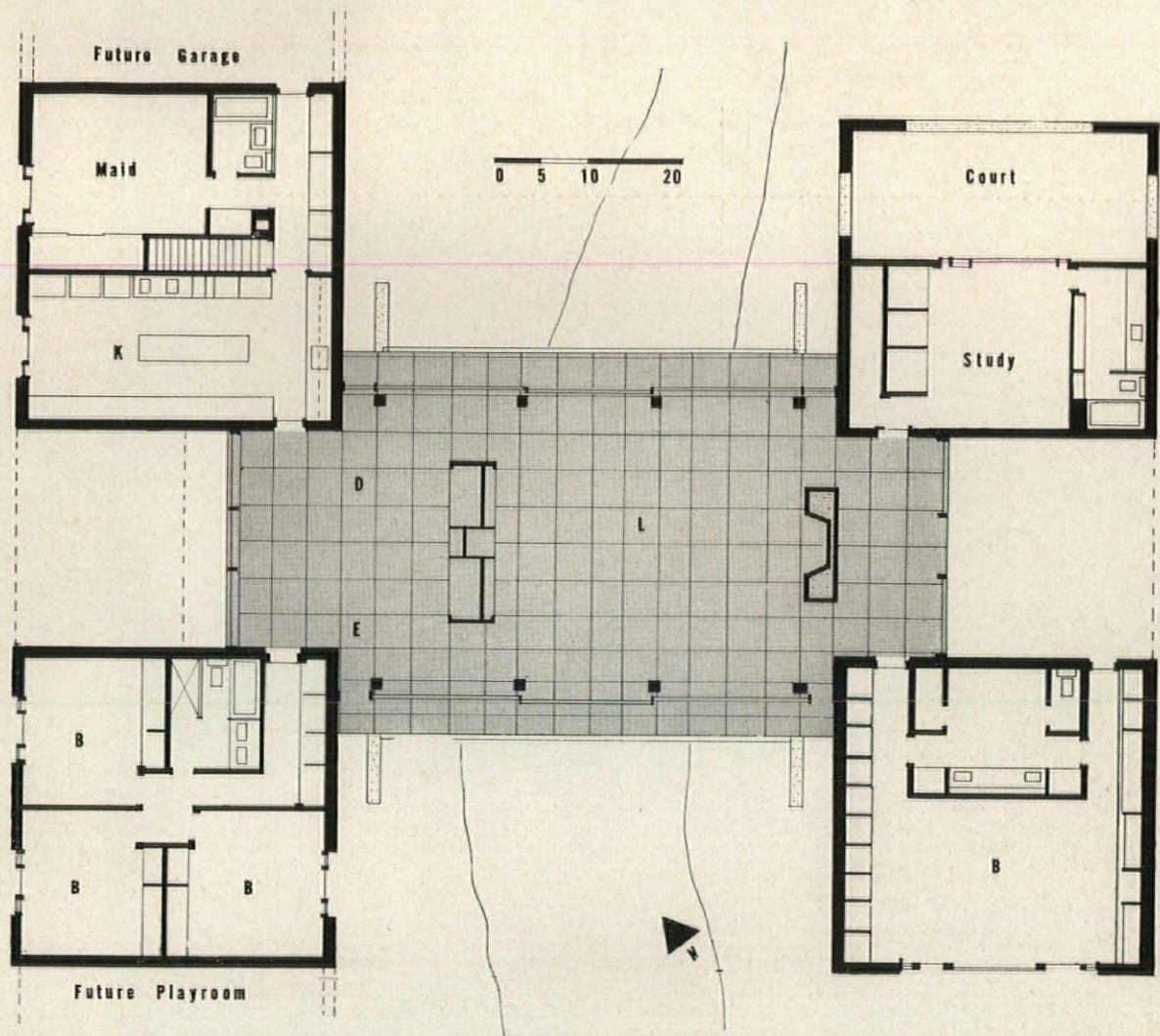





ROBERT DANKOVA, *Courtesy of HOUSE & GARDEN*

Disciplined Romanticism

This idyllic house blends two strong, yet often quite divergent trends: a rational, regulated neo-Palladian influence dominates the plan and balanced design; a decided romantic turn is obvious in the setting, bridge-like construction, vaulted roof, terracotta-colored stucco exterior (patterned with bas reliefs)—and gargoyles for downspouts. The central, glassed-in living pavilion is flanked by four masonry square wings, one at each corner. These wings zone the house for its various functions. One provides for servant's room, kitchen and laundry. Another has three family bedrooms and a bath. A third has the master bedroom, dressing room and bath. The fourth contains a study-guest room, powder room, and a quiet, walled-in court. The wings have flat roofs and 9-ft-high ceilings, while the dominant central "living bridge" has three arches rising 13 ft from the floor. Finishes throughout are rich in tone: gold leaf on the vaulted ceiling, terrazzo floors, ebonized wood cabinets.




House In Connecticut: A Blend Of Comfort And Formality . . .





ROBERT DAWORA, *Courtesy of HOUSE & GARDEN*



The four wings of the house offer quiet retreats, privacy from the open general living areas.

The master bedroom suite is ranged with built-in storage units, reducing furniture requirements to a minimum (photo far left).

The living room (above) is wide open to views up and down stream to pools and falls, terraces, another bridge, and very fine oak trees. Balconies run along either side, with access through four doors, sliding glass (left center).

The kitchen (near left) is unusually commodious, with multiple units of most of the standard fixtures. A breakfast nook is at the far end. Kitchen and all interior baths have skylights.



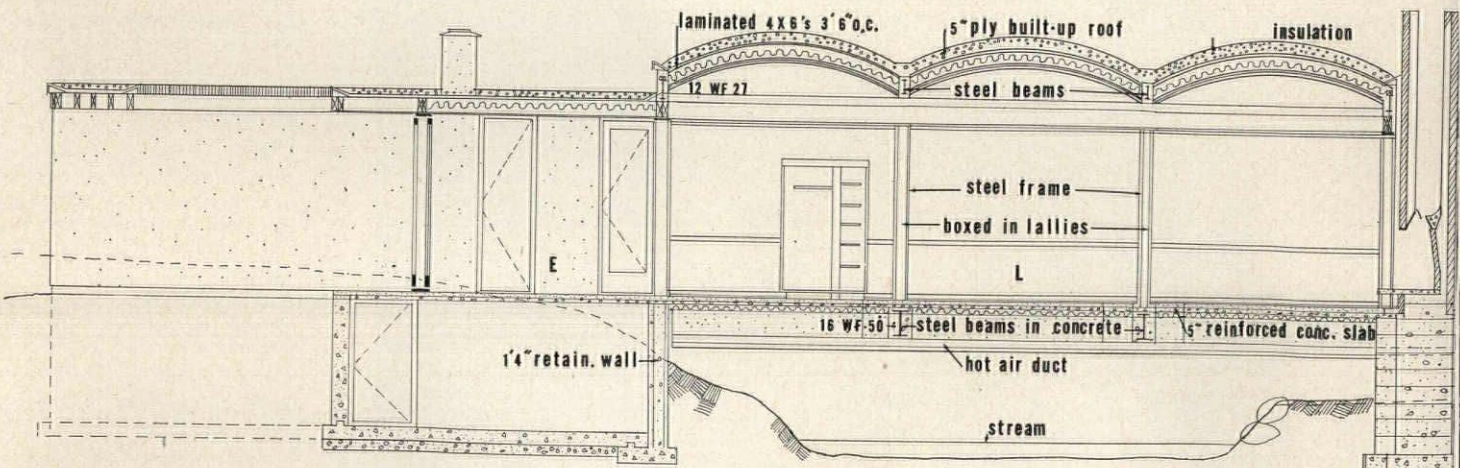
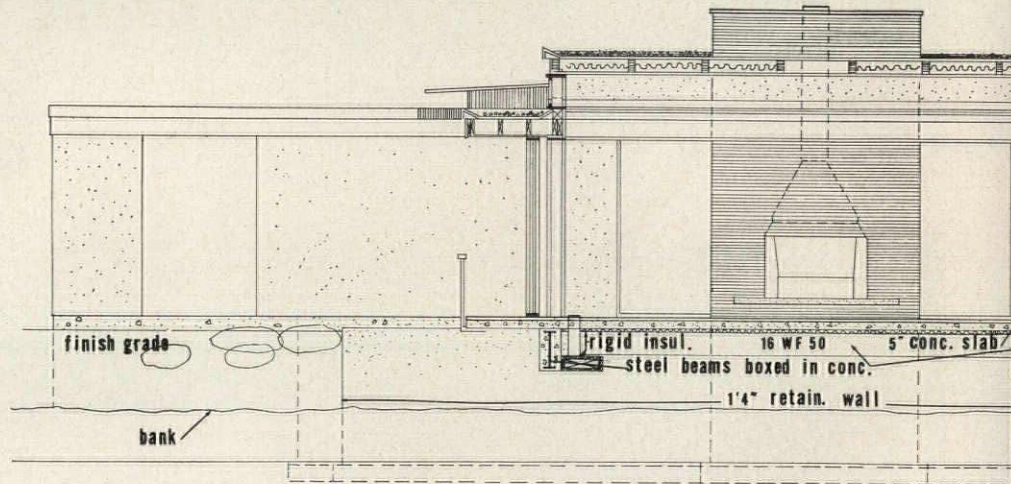
ROBERT DAMORA, *Courtesy of HOUSE & GARDEN*

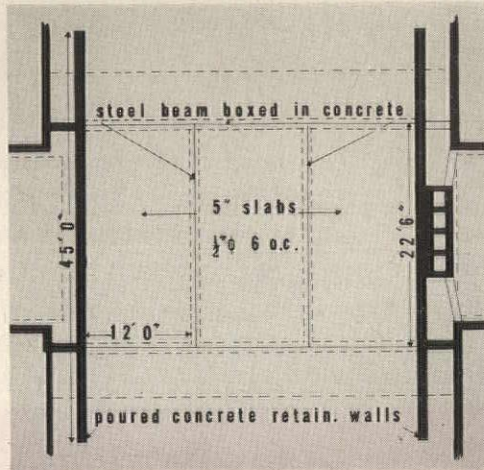
Above: the glass-walled living room bridge creates a highly pleasant, resort-like atmosphere.

Top right: plan for the steel and concrete bridge construction.

Right: cross section through center of bridge.

Below: longitudinal section through house, showing entrance, living and dining areas, passage.

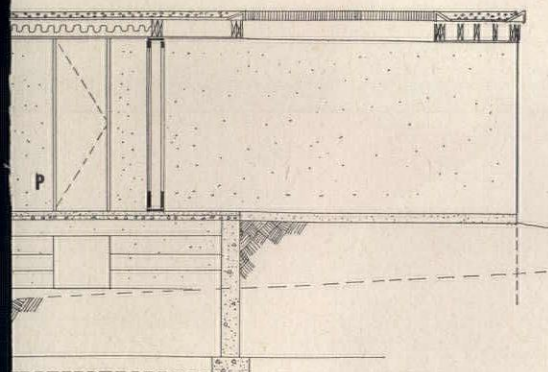
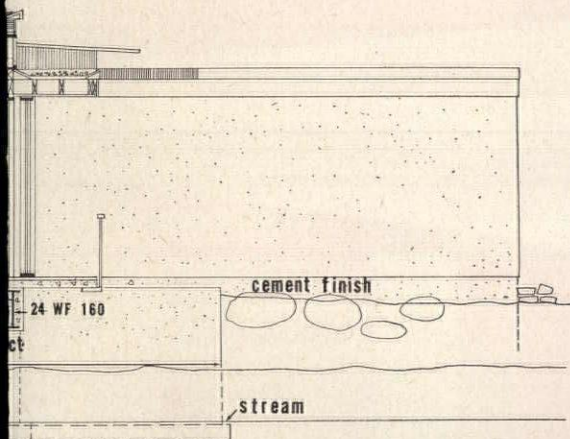




*House in Connecticut:
A Rippling-Roofed Bridge Forms A Romantic Living Area . . .*

Although this house would be effective in any setting, the one in which it is placed (see cover) highly dramatizes the central living pavilion. This unit is built as a simple steel and concrete bridge over the quiet, shallow stream which meanders through the property. The wings and retaining walls anchor it firmly, visually and in reality, to the banks of the stream. Sliding glass doors, which link it with balconies at either side, permit the entire bridge to be used as a sheltered, open-air terrace in fine summer weather. Doors are aluminum.

The bridge contains dining and living areas, separated by a bar and hi-fi cabinet. This space is extended at either end by front and rear entrance halls. Floors (including balconies) are gray-black terrazzo. Insulated, galvanized sheet metal ducts run beneath the bridge for forced hot air heating. The basement and retaining walls are reinforced concrete; concrete block is used for crawl spaces and to frame the rest of the house. The exterior walls are finished with integral color stucco. The fireplace and chimney are glazed brick. The vaulted roof has a gold leaf paper ceiling, aluminum accordion insulation, copper flashing. Gargoyles by sculptor Robert Engman serve as downspouts over the stream.



RICHARD E. BARINGER, ARCHITECT


Dr. and Mrs. Stanford R. Gamm, Owners.


Location: Highland Park, Illinois.

Arnold Pedersen, Contractor.


Rogers Follensbee, Heating Engineer.

Robert Zion, Landscaping Architect.





RICHARD NICKEL



A Four-In-One Scheme


Privacy where needed, along with a maximum potential for indoor-outdoor living, were achieved in this house by creating well-defined zones for separation of family activities, and an harmonious balance of public and private courtyards. By joining three simple rectangular structures under one roof, four compounds were formed (children's bedrooms, parents' quarters, general living area, and garage and shop compound), each with its own courtyard. Both the children's compound and the master bedroom suite open onto private, walled-in courtyards. An outdoor terrace faces the family room.


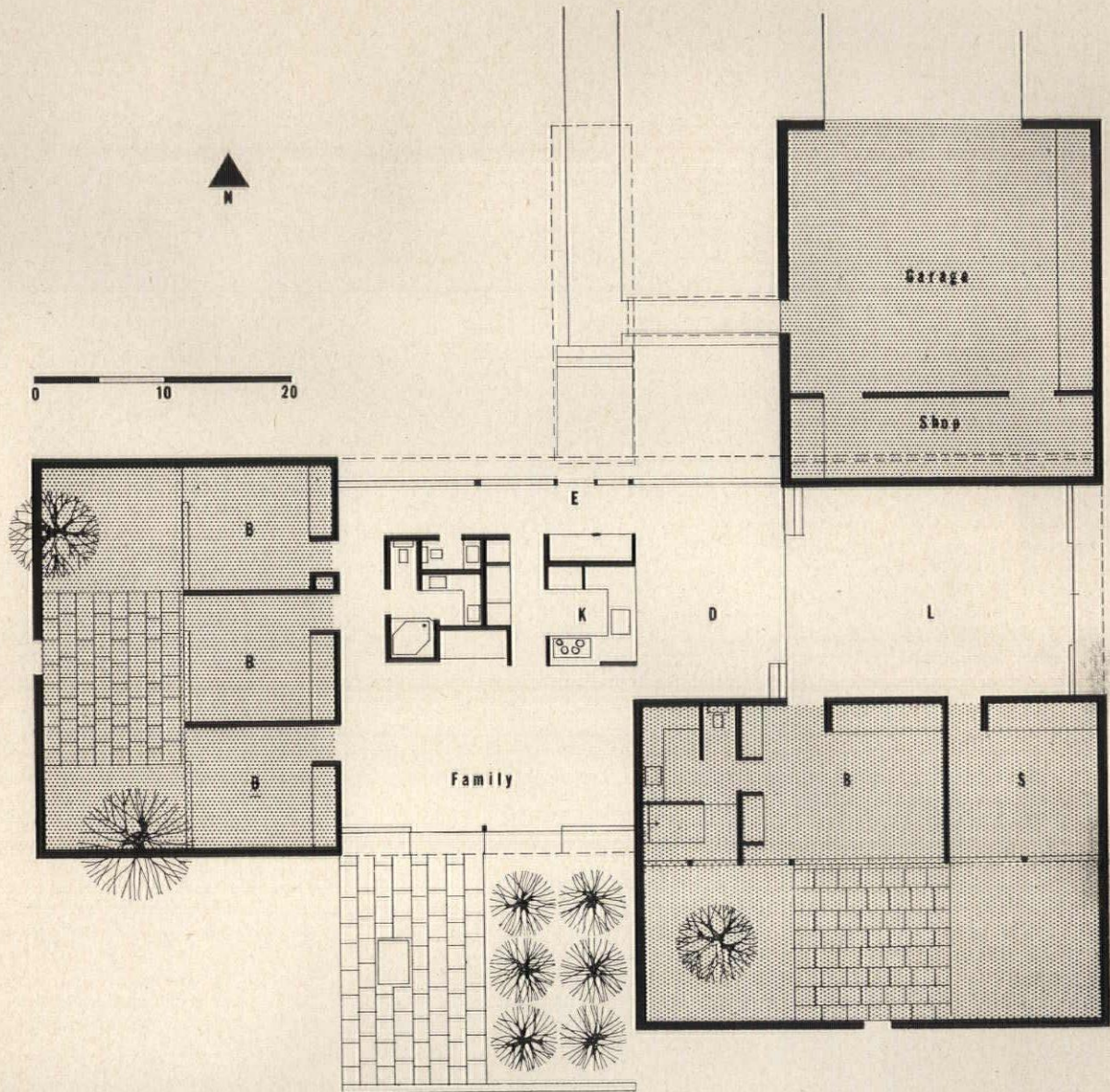
The living, dining, and family areas flow into one space, interrupted only by the mechanical core in which is located the kitchen and utility room. From a pit in the living room, a dramatic, free-standing fireplace rises to the ceiling and sweeps through a 5-by-8-ft plastic skylight.

The Gamm House: Courtyards, Public and Private . . .

Separation of the three rectangular units is frankly expressed by low walls running beneath the beams. Construction is post and beam on 12 ft 4 in. centers with 3 in. wood decking and a built-up roof.

Night shot shows sliding glass interior walls of the master bedroom compound leading onto a private, walled-in garden. Fireplace flue is seen extending through the living area skylight; another skylight is above the inside bath.





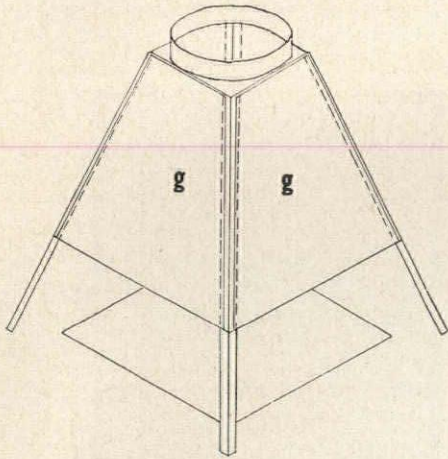
Glass doors open from master bedroom (left) onto a walled-in courtyard for private indoor-outdoor living. Here the floor is vertical cedar. Interior walls are brick and natural cedar. Other floors are terrazzo.

The kitchen (right) is open to dining area and to the public terrace where informal meals are taken and entertaining is done. The house is heated by combination forced warm and cool air in a perimeter system.

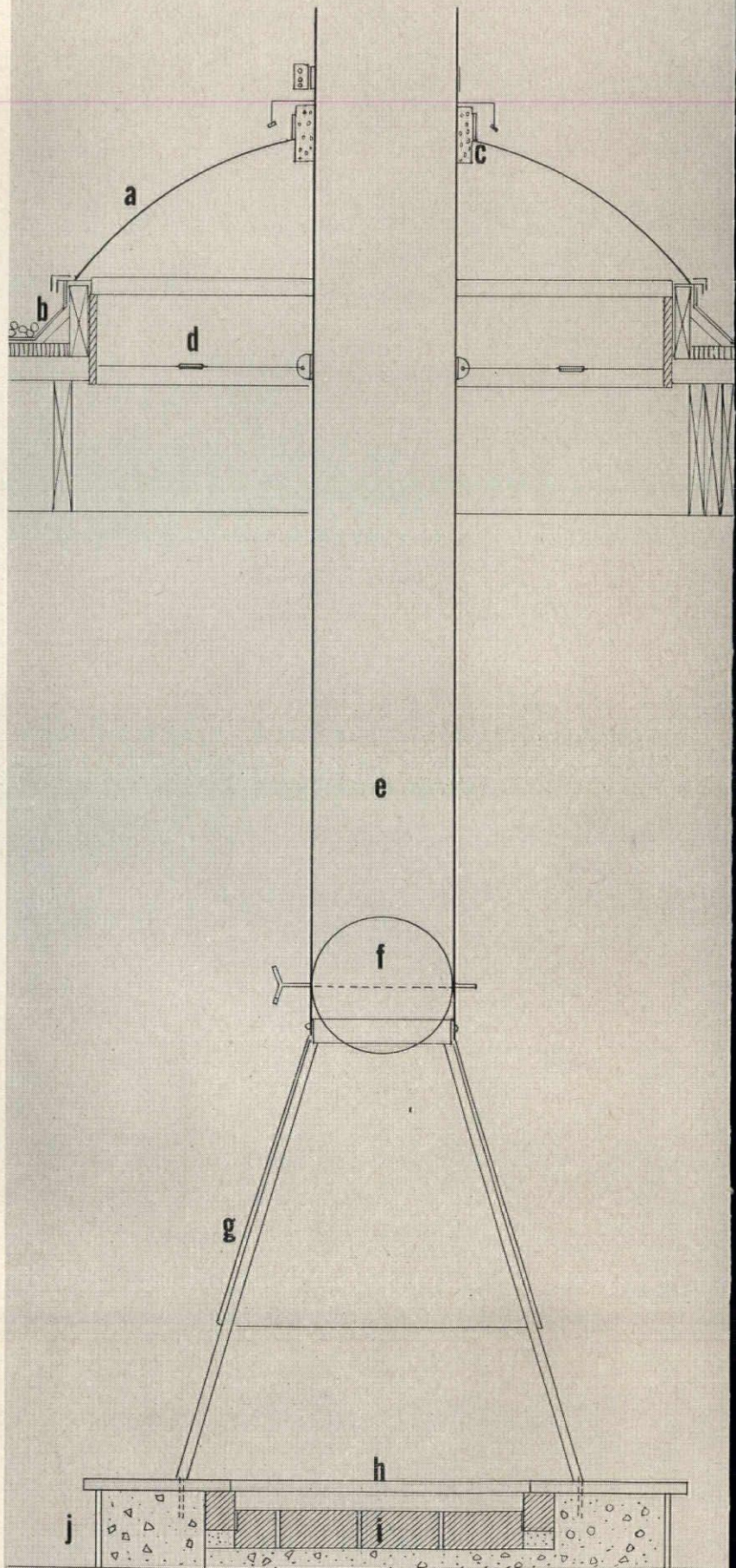
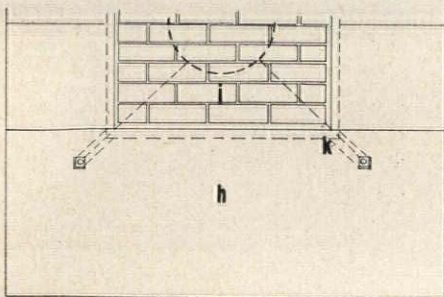

RICHARD NICKEL



The Gamm House: The Fireplace . . .



a. Plastic skylight. b. Wood cant strip. c. Plastic foam insulation covered with plastic and stainless steel collars, copper flashing. d. Guy wire and turnbuckle to stabilize flue. e. Twelve gauge, stainless steel flue, 15-in. internal diameter. f. Rotating damper. g. Porcelain panels supported on 1-in. stainless steel angles, attached to base by anchor bolts. Size of the hood is 2 ft 8 in. at the bottom of the panels, 1 ft 4 in. at top. h. Hearth in white marble. i. Firebrick. j. Ceramic tile.



The usual household fixtures and equipment can, through creative design, be treated in unusual, interesting, and effective ways. Particular evidence can be found in the fireplace and flue construction for this house, and in the arrangement of the bathroom equipment.

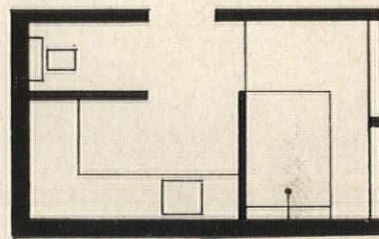
To obtain the effect of an open fire beneath an open sky, the architect designed a free-standing fireplace, using standard parts, which extends through a 5- by 8-ft plastic skylight in the living room ceiling. The "open fire" was achieved by standing a porcelain-enameled steel hood, 2 ft 8 in. square at the base, over a 5- by 6½-ft raised marble hearth. The 12 gauge stainless steel flue (15-in. internal diameter) rises 6 ft to the plastic dome and extends about 3 ft beyond, where the flue is finally capped.

In the master suite bathroom, the architect has provided such luxuries as a step-down, sunken tub,

separation of the bathing, toilet, and dressing areas, and gay, theatrical lighting of the dressing room mirror. Again, he has worked with mostly standard equipment to produce an unusual and pleasant effect.



The combination tub and shower stall is of ceramic tile, and is depressed 2 ft to form a sunken area. A 2-ft ledge is left along one wall for seating. The tub itself is about 3½ ft wide. An 8-ft-high glass wall separates the tub area from the private courtyard of the master suite. Drapes can be closed for additional privacy. One-inch tubes form a curtain rod, towel bar, and handrail leading down into the tub.


Cedar partitions separate the three bathroom areas (see plan below), and yet keep the areas within a unified space for easy circulation. The dressing counter, 30 in. high, is L-shaped for extra working space and includes within it the sink and built-in cabinets. A plastic ceiling lights the entire bathroom.



RICHARD NICKEL

And The Bathroom — Creative Design For Standard Utilities





Variations On Space

A luxurious expression of space—usually difficult to achieve on a small budget—was created in this relatively small house through such means as a long, covered entrance walk, alternate low and high ceilings, screened porches, and a clerestory over inside rooms.

The house is oriented to the west in order to take in the view of Lake Charles. Entrance is from the east; the main living, sleeping, and dining areas face the lake at the rear of the house. Kitchen, utility room, baths, and storage are located inside near the front. A low ceiling along the east of the house gives way to the high, glass clerestory over inside rooms, then drops to the west wall, which is paneled glass. The variations in ceiling height and the admission of natural light to inside rooms effect a sharp visual change of pace from room to room. Sliding glass doors open onto three screened porches.



BURK, LEBRETON AND
LAMANTIA, ARCHITECTS AND
ENGINEERS.

*Mr. and Mrs. Samuel E. Hale, Owners.
Location: Lake Charles, Louisiana.
Earle Ginbey, Contractor.*

FRANK LOTZ MILLER




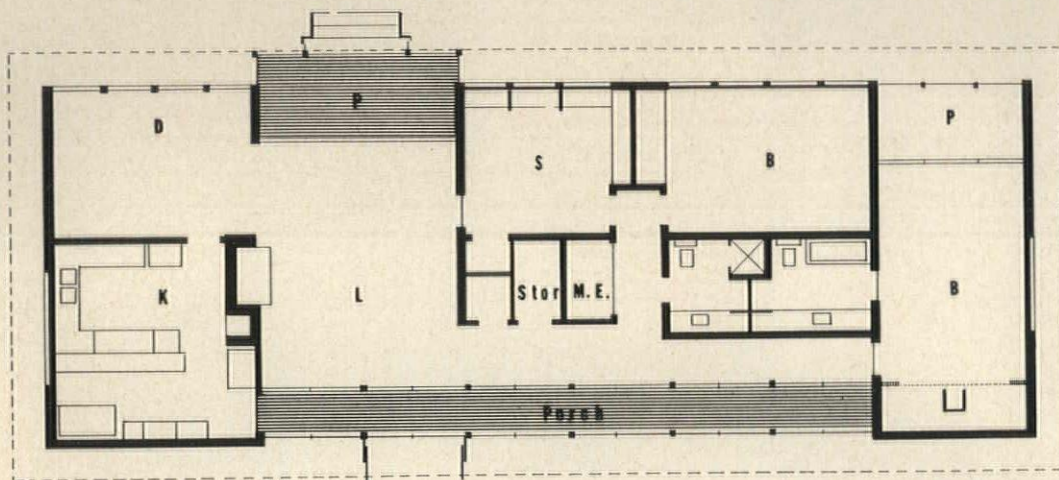
The Hale House: Porches And Planning Give Small House A Big Look . . .

The living area is separated partially from the dining area by a Mexican-brick fireplace. The open plan, plus the clerestory, makes the areas seem much larger than they actually are. A screened porch at either end of the living area increases its size, allows light, ventilation. Floors are cork; walls are plasterboard, walnut.



The equipment is fitted neatly into the U shape of the kitchen. Cabinets are suspended from the ceiling on the east side to allow a pass-through to the snack-bar. To the west, the kitchen opens onto the dining room. The clerestory, as well as windows to the south, admits natural light. The ceiling is fir decking, floor is vinyl.





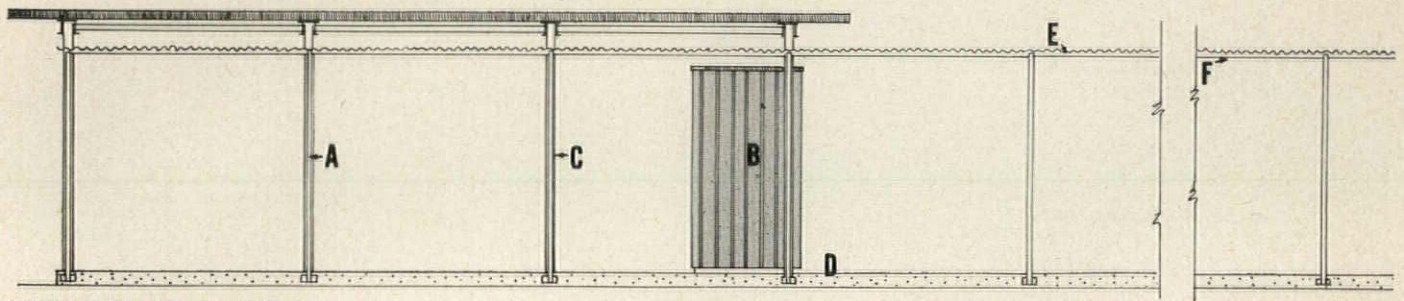
FRANK LOTZ MILLER



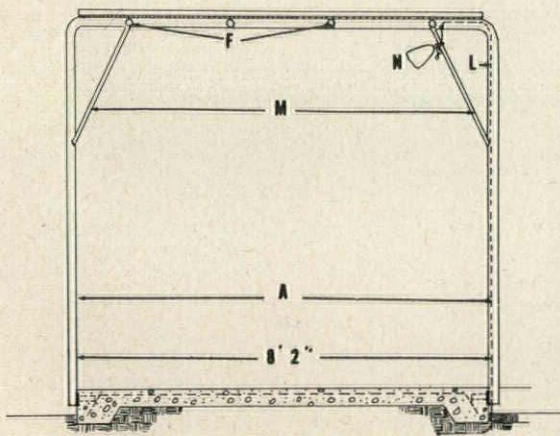
Sliding glass doors separate the living area from its two screened porches, making the three areas seem like one. Bamboo curtains can be let down to cut sun glare but still allow fresh air to enter. Floors on the porches are quarry tile. Another porch at the northwest corner of the house serves the two bedrooms and offers a private, outdoor sitting area facing the lake.

The Hale House: Distinctive Canopy Forms a Low Cost Structure . . .

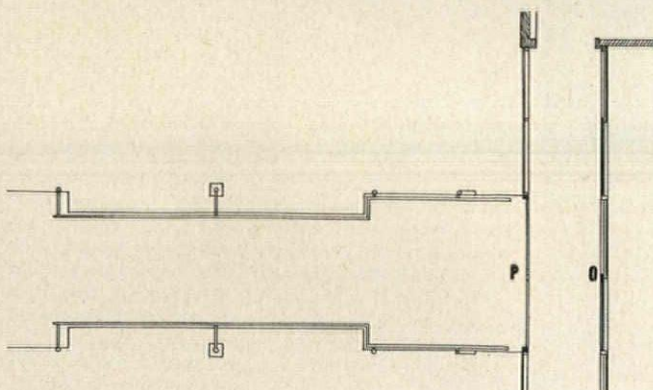
This 80-ft long covered walkway, seemingly a luxury item, actually serves several functional and psychological purposes in the design of a relatively small house. It provides a protected access to the front door which allows the carport and driveway to be well removed from the main building. It implies a psychological transition between car and house. It dramatizes the entrance and magnifies the size and visual impact of the façade. And, it affords a shaded outdoor living area within the garden approach. A simplified structural scheme coupled with the use of lightweight materials has kept the cost of the walkway at a minimum. As the drawings below illustrate, the structure is basically comprised of pipe columns, spaced at 8-ft intervals, which support a rigid corrugated asbestos roof. Each column is welded at the bottom to a 3-in. by 6-in. by ½-in. steel plate and anchored in concrete at a 4-in. depth. The path and ramp are also concrete.



ELEVATION OF WALKWAY




CROSS SECTION OF STRUCTURE




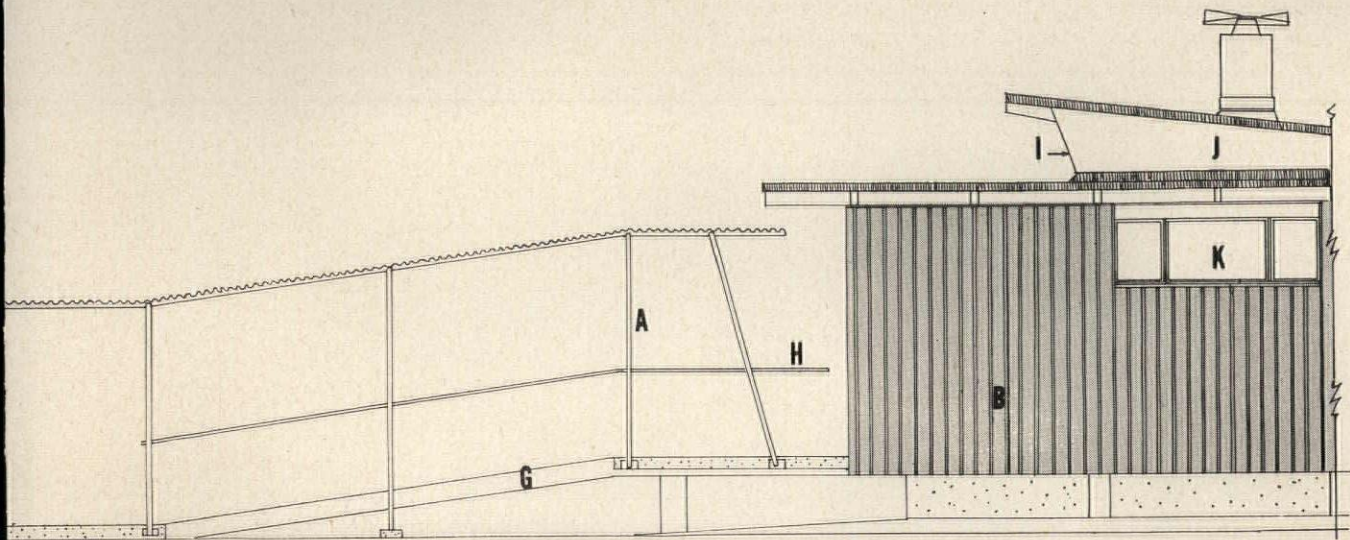
PLAN OF WALKWAY AND ENTRANCE PORCH

FRANK LOTZ MILLER



LEGEND:

A. One-and-½-in. pipe columns; B. Boards and battens; C. Three-in. pipe columns; D. Concrete walk; E. Corrugated asbestos; F. One-in. diameter pipes; G. Concrete ramp; H. One-in. by 1-in. steel bar handrail; I. Glass clerestory; J. Plywood; K. Glass panel; L. Electrical wiring; M. Three-quarter-in. pipe; N. Lighting fixtures; O. Sliding glass doors; P. Sliding screen.



The ramp extension of the covered walk leads to a screened porch (above) which spans 47 ft of the front (east) elevation of the house. Ten fixed screen panels (each $3\frac{1}{2}$ ft wide by 8 ft high) and a pair of sliding screen panels (which serve as the front door) enclose the porch. An entrance gallery is left of the sliding glass panels in the photo above. When the panels are opened, the gallery and living area are exposed to fresh air while the porch screening protects against insects.


From the living area, the covered walkway is seen as a broad, long, and dramatic promenade. Horizontal roof support for the walkway is achieved by use of (1) cross bars of $1\frac{1}{2}$ -in. pipe which complete the inverted U-shape of the columns; (2) four lengthwise bars of 1-in. pipe spaced at 2-ft intervals. The porch floor is quarry tile; ceiling is plywood decking on exposed beams. The smooth surface of plaster contrasts with the exposed brick and walnut paneling of the living area.

A High-Flying House

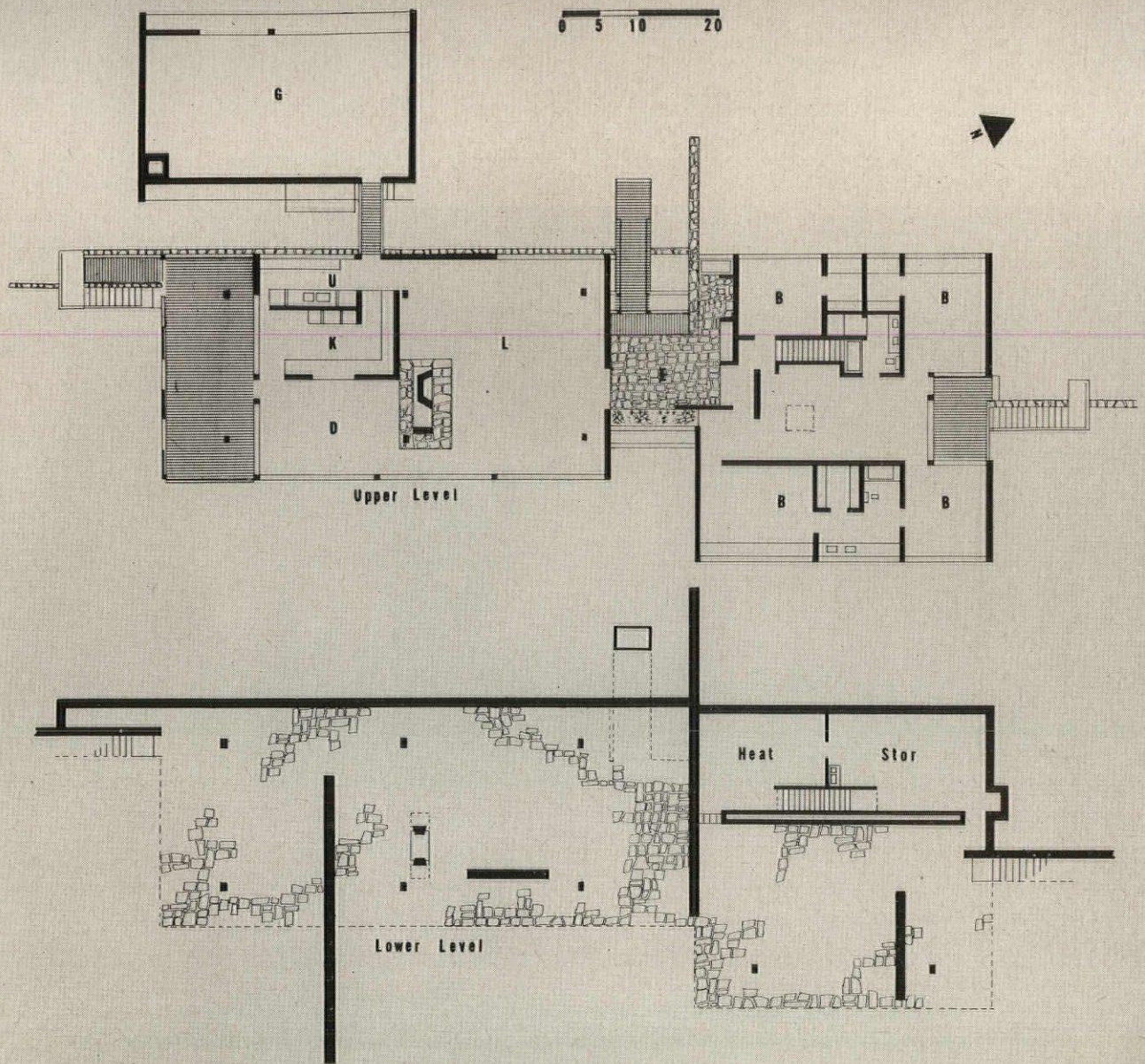


Lightly poised on tiny steel pins, this house for Mr. and Mrs. Robert J. Starkey hovers quietly over its sloping site to command a panoramic view of Lake Superior. Marcel Breuer combines his typical ingredients of texture, pattern, sun and shadow, and a bi-nuclear plan, to create a design recognizably his, yet aptly suited to its owners and the locale. On the street front, the house presents a low, conservative façade (right), with the more spectacular effects (above) reserved for the garden side. The decorative qualities throughout the house are achieved entirely by accenting and contrasting the basic structure and materials. The zoned plan provides one wing for living, dining, kitchen and utilities—daytime activities and adult entertaining. The second wing houses bedrooms, baths, and a central playroom for the children. Beneath all this are enormous flagstone terraces, sheltered by the house.


WARREN REYNOLDS for Infinity, Inc.




MARCEL BREUER, ARCHITECT.
HERBERT BECKHARD, ASSOCIATE.
Mr. and Mrs. Robert J. Starkey, Owners.
Location: Duluth, Minnesota.
J. D. Harrold Co., Contractors.
Fred S. Dubin Associates, Mechanical Engineers.
Weisenfeld & Hayward, Structural Engineers.



The Starkey House: A Zoned Plan Shelters Big Lower Terraces . . .




A living-service wing (study corner above) is linked to soundproofed bedroom and children's wing by glassed-in foyer. Each wing has a porch; children have a skylighted playroom. House is air conditioned, has hot air heating.




Bridges serve as major entrances to foyer and from garage to service area (left). Open-tread outside stairs and an interior one connect houses to lower terraces. All accent the light, floating quality of the main house.

The living room (below) is screened from dining area by sculptural two-way fireplace; opening at left is for charcoal burner. Furniture, mostly designed by Breuer or Knoll Associates, is low, trimly-styled. Windows are double-glazed, slide open.

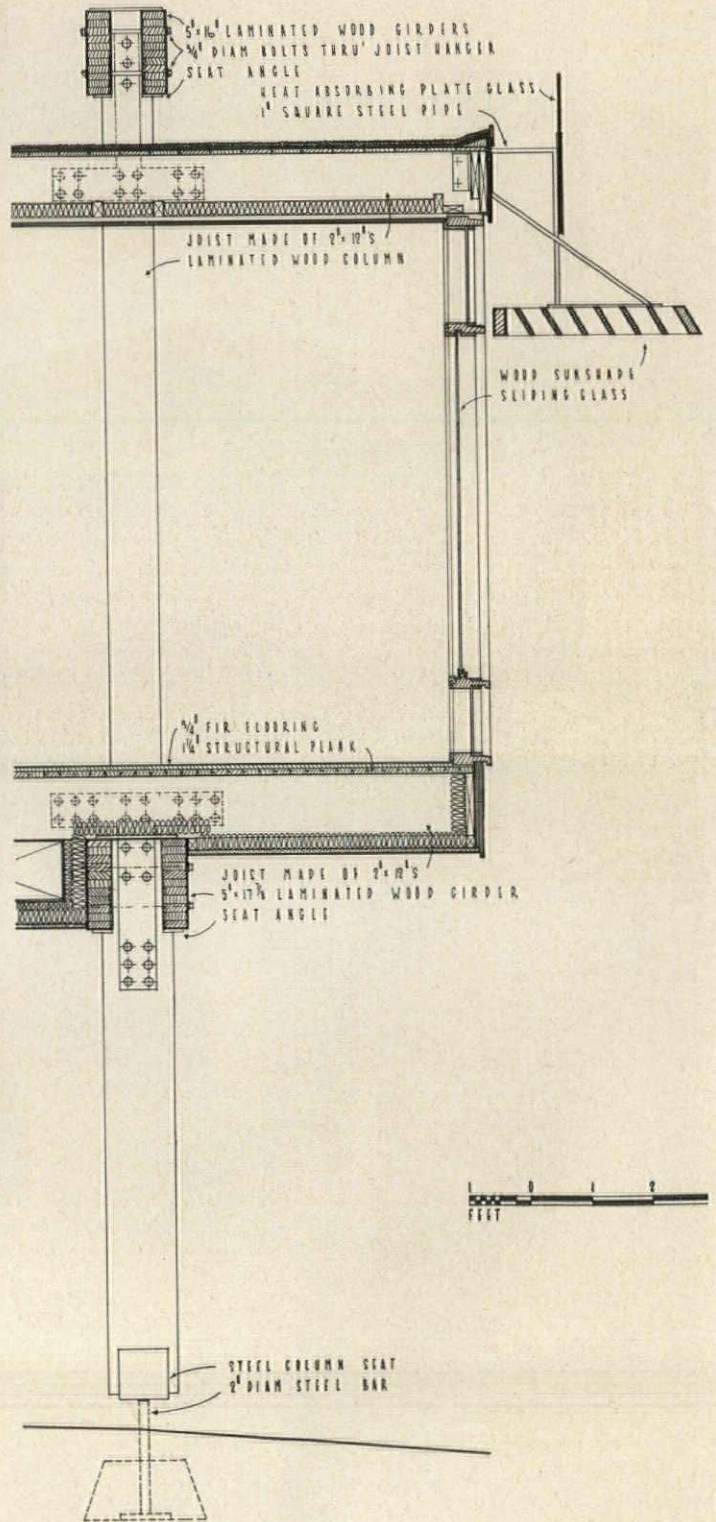
WARREN REYNOLDS for Infinity, Inc.





A quality of lightness is added to the exterior cypress walls by a vertical board and batten treatment, capped by a white plywood fascia, copper flashing. Insulation is mineral wool blankets. The unusual sunshade combines open wood slats and heat-absorbing glass. Colored panels on sliding tracks adjust to shade porch. Retaining walls and enclosures on the lower level are heavier, coarser textured fieldstone and brick to appear more earthbound. Porch handrails are teak, with stainless steel cable "rigging," and add a nautical touch to the house. The concrete foundation for the upstairs fireplace is tapered, and incorporates another fireplace and grille for the lower terraces. Windows are double-glazed and have impregnated sills for added protection.





The structure of the house is a dramatic factor in its design. Exposed laminated wood columns and girders rest lightly on eight steel pins which extend to bedrock, give decay and termite protection. Their function is stressed by contrasting the natural wood against the white house sandwiched between. The roof is suspended by steel hangers from the top girders, and surfaced with built-up felt, tar and gravel.
















*The Starkey House:
Structural Materials Give Bold Effects . . .*

Contrasting materials, used with skill, add much warmth and interest. Close-ups below include (left to right): 1. blue rough silk wall, birch ceiling, wood column; 2. rush matting, metal grille, raw silk curtains; 3. concrete fireplace with brush-hammered surface to expose marble and granite aggregate, white plaster flue; 4. vertical cloth blinds, recessed ceiling spotlights, dark-rimmed wall panels to stress non-structural character.



Designers of the Record Houses of 1958

Houses designed by the following firms and individuals appear on pages noted

<p>140 Peachtree St., N.W. Atlanta, Ga. Richard L. Aeck, A.I.A.</p>	<p>AECK ASSOCIATES 104</p>		<p>152 KILLINGSWORTH-BRADY-SMITH</p>	<p>3833 Long Beach Blvd. Long Beach, Calif. Edward A. Killingsworth, A.I.A. Jules Brady Vaugh Smith, A.I.A.</p>
<p>161 East Erie St. Chicago 11, Ill. Richard E. Baringer, A.I.A.</p>	<p>RICHARD E. BARINGER 176</p>		<p>110 KNORR-ELLIOTT ASSOCIATES</p>	<p>716 Montgomery San Francisco, Calif. Don Knorr</p>
<p>201 East 57th St. New York 22, N. Y. Marcel Breuer, A.I.A.</p>	<p>MARCEL BREUER 188</p>		<p>116 LAWRENCE, SAUNDERS & CALONGNE</p>	<p>1114-c South Carrollton Ave. New Orleans, La. (All are on faculty of Tulane U.) John W. Lawrence, A.I.A. George A. Saunders, A.I.A. William F. Calongne, Jr.</p>
<p>2966 Coral Way Miami, Fla. Robert B. Browne</p>	<p>ROBERT B. BROWNE 128</p>		<p>86 VICTOR A. LUNDY</p>	<p>Bay Front Office Building Gulf Stream Avenue and Park Sarasota, Florida Victor A. Lundy, A.I.A.</p>
<p>632 Pirates Alley New Orleans, La. Thompson B. Burk Denvrich C. Lebreton, A.I.A. James R. Lamantia, Jr., A.I.A.</p>	<p>BURK, LEBRETON & LAMANTIA 182</p>		<p>146 GEORGE NELSON & GORDON CHADWICK</p>	<p>18 East 50th St. New York 22, N. Y. George Nelson Gordon Chadwick</p>
<p>1328 S.W. 14th Ave. Portland, Oregon William L. Fletcher, A.I.A.</p>	<p>WILLIAM L. FLETCHER 164</p>		<p>158 NEUHAUS & TAYLOR</p>	<p>2710 Danville Houston 6, Texas J. Victor Neuhaus, III, A.I.A. Harwood Taylor, A.I.A.</p>
<p>124 E. 40th St. New York 16, N. Y. Ulrich Franzen</p>	<p>ULRICH FRANZEN 98</p>		<p>80 JOHN E. PEKRUHN</p>	<p>Forbes Street Pittsburgh 13, Pa. John Pekruhn, A.I.A.</p>
<p>1310 West Way Drive Lido Shores Sarasota Florida Philip H. Hiss</p>	<p>PHILIP HISS ASSOCIATES, INC. 74</p>		<p>92 GEORGE T. ROCKRISE</p>	<p>524 Sacramento Street San Francisco, California George T. Rockrise, A.I.A.</p>
<p>70 Elm St. New Canaan, Conn. John MacL. Johansen</p>	<p>JOHN MacL. JOHANSEN 170</p>		<p>134 PAUL A. THIRY</p>	<p>800 Columbia St. Seattle 4, Washington Paul Thiry, F.A.I.A.</p>
<p>612 N. Michigan Ave. Chicago, Ill. George Fred Keck William Keck, A.I.A.</p>	<p>GEORGE FRED KECK & WILLIAM KECK 122</p>		<p>140 CHARD F. WEBB</p>	<p>R. D. 2 Phoenixville, Pa. Chard F. Webb</p>
				

FAMILY-PROOF

a new concept in paneling
from GEORGIA-PACIFIC



GEORGIA-PACIFIC

Plywood & Redwood • Lumber & Hardwood • Pulp & Paper

Choose from American Black Walnut, American Cherry, Honeytone Oak, Blond Oak, Flame Gum, Adirondack Birch, Greymist Ash, Blond Cativo, Philippine Mahogany.

GEORGIA-PACIFIC, Dept. AR558, Equitable Bldg., Portland, Oregon.
Please send complete information on new G-P Family-Proof Paneling.

Name _____

Firm _____

Address _____

City _____ Zone _____ State _____

Designed for today's homes, today's living, new G-P Hardwood Paneling is now *protected* with a special synthetic finish.

Components in the new formula build in mar resistance, give the prefinished plywood a deep, rich luster that never needs waxing. Crayons, lipstick, hair tonic, ink, nail polish, even alcohol can't penetrate the tough new topcoat. It cleans with a damp cloth. And this practical paneling costs, retail, as little as 39¢ per square foot.

Installation is fast and easy with 4' x 8' panels for regular nailing or gluing. Clip-on* panels make quick work of modernizing old walls.

V-grooves accent random-plank look in all nine handsome woods.

*PAT. PENDING

How to add quality important rooms

For the Bathrooms

Crane Lavatories
Crane Bathtubs
Crane Showers
Crane Water Closets
Crane Sunnybase
Radiation*



For the Kitchen

Crane Sinks
Crane Base and
Wall Cabinets



For the Utility Room

Crane Sunnyday Boilers
Crane Water Heaters
Crane Water Softeners
and Pumps
Crane Laundry Tubs



*for the bathroom
and every room in the house

to the three most in the house

(without adding cost)

Because the kitchen, bathroom, and utility room (or basement) are such "busy" rooms, they usually show the first signs of wear.

But signs of wear can be delayed for years—simply by specifying the very finest fixtures and material available for these important rooms. And that's where Crane's advanced styling and quality can help the most.

In plumbing, for instance, Crane offers an outstanding line of bathroom fixtures styled by famous designer Henry Dreyfuss, and available in 7 "just right" colors plus white. And Crane fixtures have Dial-ese controls . . . the kind that close *with* the water pressure (not *against* it) to prevent dripping. Maintenance of Dial-ese is simplified by a replaceable cartridge containing all working parts.

For the kitchen, Crane offers the largest selection of distinctive kitchen sinks on the market. You can choose from cast iron, porcelain-on-steel, or stainless steel. Also finest quality steel kitchen cabinets in gleaming white and four colors for a lifetime of beauty and convenience. All Crane sinks have Dial-ese controls.

In heating, Crane offers a complete line of Sunnyday hot water boilers, so dependable that Crane guarantees their sections a full 20 years! Plus Crane Sunnybase Radiation—the heating that gives the healthful feeling of sunshine.

Yet Crane quality costs no more.

We think that's why so many architects specify Crane. Get full details from The Architect Representative at your Crane Branch or Crane Wholesaler.

CRANE CO. 836 S. Michigan Ave., Chicago 5 • VALVES • FITTINGS • PIPE • PLUMBING • KITCHENS • HEATING • AIR CONDITIONING

CRANE

QUALITY
PLUMBING
AND
HEATING

"And this makes it
a real home!"




(HEALTH ASSURED BY MUELLER CLIMATROL
HEATING AND COOLING)

Now, there's a miss with a bright eye for value. Mueller Climatrol comfort *does* make the home—with year-round air conditioning that spreads spring freshness across the calendar.

WINTER—Mueller Climatrol warm air heating purifies the air and drifts it gently throughout every room—with temperatures automatically controlled to lock out cold (and colds).

SUMMER—Mueller Climatrol cooling picks up spirits, perks up appetites, cleans the air of dust, pollen and the pesky part of humidity.




YOUR MAN FROM MUELLER CLIMATROL is listed under "FURNACES" in the yellow pages of your phone book. He offers a complete line of heating and cooling equipment. For free booklet with complete details, write Mueller Climatrol, Dept. 158, 2058 West Oklahoma Avenue, Milwaukee 1, Wisconsin. Western Zone, 1024 Westminster Avenue, Alhambra, California.

... Climate control for healthful living

Mueller Climatrol[®]


Division of Worthington Corporation

PRODUCTS FOR THE HOUSE



Freestanding Revolving Closet

Latest answer to the space and cost problems encountered in providing that "extra" closet is a revolving wardrobe storage unit that takes up as little as two square feet of floor space, can be installed from floor-to-ceiling or on any wall or corner. The walnut-finished cylindrical shell, 2 ft in diameter by 5½ ft high, has ample room for six coats plus space for hats and overshoes. Stem height for floor-ceiling installation is adjustable up to a maximum of 10 ft; for wall or corner mounting, the stem is fixed at 6 ft 10½ in. *Lehigh Furniture Corp., 16 East 53rd St., New York 22, N. Y.*



Built-In Appliance Center

Two new *Automatic Appliance Centers* designed for installation between studding in a standard four inch wall provide adequate "housepower" for small electrical appliances. In each model, a single three-wire 230v single-phase circuit is split into individual 115v outlets. The problem of blowing fuses is eliminated by push-button reset circuit breakers wired into each appliance outlet. The *Custom* model has four outlets—two on retractable cords and two plug-in receptacles—and a clock-timer for fully automatic cooking. The *Special* model has four plug-in receptacles and a minute-minder which signals when a preselected cooking time has elapsed. *Westinghouse Electric Corp., Box 2278, Pittsburgh, Pa.*

more products on page 204



5805

GOOD IDEAS shape up fast with beautiful MARLITE paneling

There's no limit on imaginative interiors with versatile Marlite paneling. This easily-installed material in Loewy-styled "Companion Colors," distinctive wood and marble patterns gives a fresh, modern look to any room in the house—new or remodeled.

Large sheets, planks, blocks, hollow-core Korelock are dimensioned for standard modular sizes. They fit right, look right, go up quickly with minimum cost "in place." And Marlite's melamine plastic finish stays like new for years with an occasional damp cloth wiping. That means low maintenance, higher customer satisfaction.

Get complete Marlite details for any "interior idea" from your building materials dealer, Sweet's File—or write Marlite Division of Masonite Corporation, Dept. 505, Dover, Ohio.

that's the beauty of **Marlite**[®]
plastic-finished paneling



MARLITE IS ANOTHER QUALITY PRODUCT OF MASONITE[®] RESEARCH

Marlite branch offices and warehouses located at: 204 Permalume Place, N.W., Atlanta 18, Georgia • 18 Moulton Street, Cambridge 38, Mass. • 1925 No. Harlem Ave., Chicago 35, Illinois • 8908 Chancellor Row, Dallas 35, Texas • 1577 Rio Vista Ave., Los Angeles 23, Calif. • 2440 Sixth Avenue So., Seattle 4, Washington • Branch office: 101 Park Avenue, New York 17, N. Y.

NOW from the company
that gave you the Carrier
Weathermaker Home...

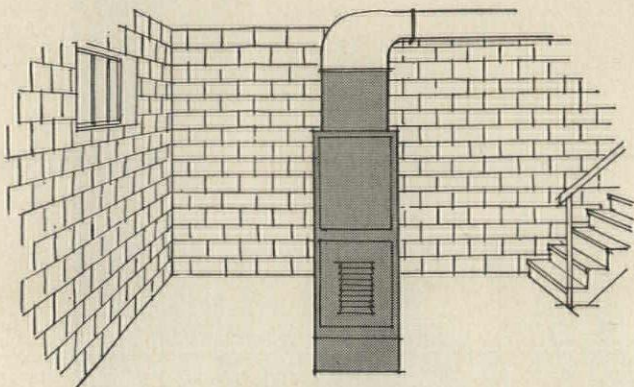
NEW 

THERMO-CENTER

saves hundreds of dollars
on the cost of new home
air conditioning!

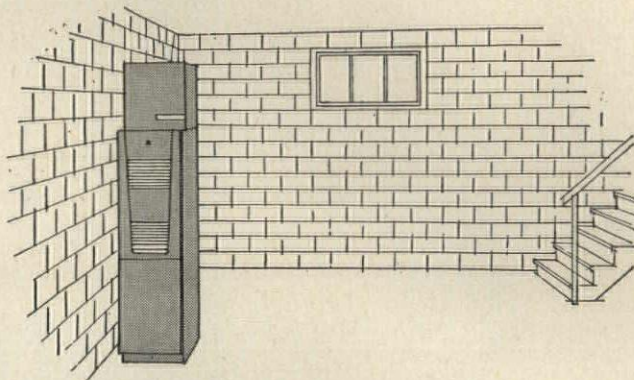
Phone your Carrier Distributor for complete details or write:

Carrier Corporation, Syracuse, New York



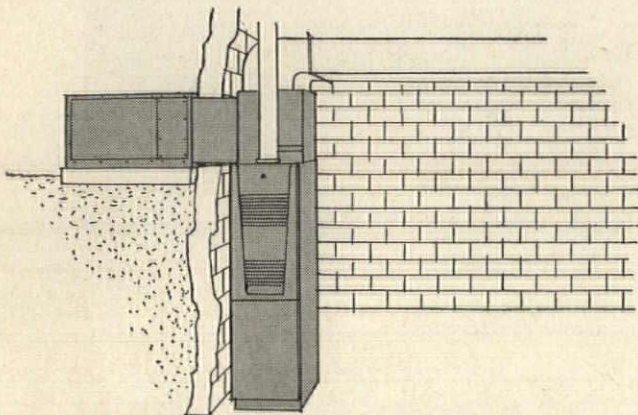
1. GONE ARE THE DAYS . . .

when the furnace was planted in the middle of the basement. That was good enough when people were satisfied with heating only. But today they want air conditioning, too — and they want it at low cost.



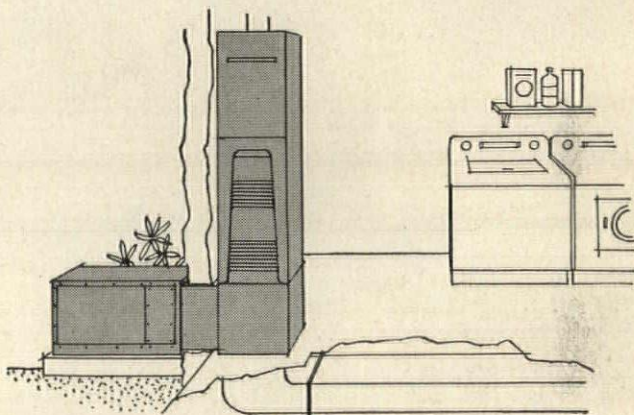
2. SO CARRIER MOVED THE FURNACE . . .

from the center of the basement over against an exterior wall. Now, the way was opened for a new kind of year-round air conditioner: the Carrier Thermo-Center® which costs hundreds of dollars less than conventional systems.



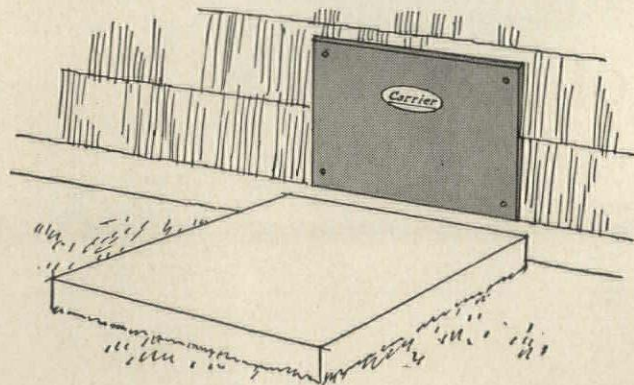
3. IN A HOUSE WITH A BASEMENT . . .

a plenum is set on top of an upflow Carrier Winter Weathermaker.® A short duct goes through the wall, connecting the plenum with the cooling section located just outside. No water or refrigerant piping is required.




4. IN A MODERN SLAB HOUSE . . .

a plenum is placed underneath a downflow Carrier Winter Weathermaker. Then the same procedure is followed. A short duct through the wall connects the plenum with the cooling section located just outside. Quick, simple, easy!




5. THE OPTION IS YOURS . . .

You can install a complete Carrier Thermo-Center when the house is built. Or omit the cooling section. Carrier provides a metal cover for the wall opening which reminds the home owner how easily he can add cooling later.



6. EITHER WAY YOU GO . . .

the Carrier Thermo-Center enables your salesmen to talk to their prospects about the many year-round benefits of home-wide air conditioning. They can have it now or add in the future — either way at unbelievably low cost.



$$E = mc^2$$

Atomic power in Caesar's day?

Certainly!

It was there, in the ground, in the air and water. It always had been. There are no more "raw materials" today than there were when Rome ruled the world.

The only thing new is knowledge . . . knowledge of how to get at and rearrange raw materials. Every invention of modern times was "available" to Rameses, Caesar, Charlemagne.

In this sense, then, we have available *today* in existing raw materials the inventions that can make our lives longer, happier, and inconceivably easier. We need only *knowledge* to bring them into reality.

Could there possibly be a better argument for the strengthening of our *sources* of knowledge—our colleges and universities? Can we possibly deny that the welfare, progress—indeed the very *fate*—of our nation depends on the quality of knowledge generated and transmitted by these institutions of higher learning?

It is almost unbelievable that a society such as ours, which has profited so vastly from an accelerated accumulation of knowledge, should allow anything to threaten the wellsprings of our learning.

Yet this is the case


The crisis that confronts our colleges today threatens to weaken seriously their ability to produce the kind of graduates who can assimilate and carry forward our rich heritage of learning.

The crisis is composed of several elements: a salary scale that is driving away from teaching the kind of mind *most qualified* to teach; overcrowded classrooms; and a mounting pressure for enrollment that will *double* by 1967.

In a very real sense our personal and national progress depends on our colleges. They *must* have our aid.


Help the colleges or universities of your choice. Help them plan for stronger faculties and expansion. The returns will be greater than you think.

If you want to know what the college crisis means to you, write for a free booklet to: HIGHER EDUCATION, Box 36, Times Square Station, New York 36, New York.



Sponsored as a public service, in cooperation with the Council for Financial Aid to Education.





slate panels form exterior siding in contemporary home

Architect: George Fred Keck - William Keck - Chicago, Ill.

natural slate . . . for years a proven building material

TODAY . . . AS DECORATIVE AS IT IS DURABLE

"Only natural slate takes use or abuse . . . keeps its ageless good looks." That statement has proven true to architects, homeowners and schools down through the years. For only a product of Nature can take the hard wear that roofs, window sills, treads, risers and baseboards must withstand . . . and still maintain its natural beauty.

But today, more than ever before, slate is being widely

used for its decorative merits, as well. For slate's natural color and smooth-satin finish are equally complimentary to bold, clear colors . . . or soft, muted hues. Slate can be a dramatic contemporary exterior siding or a fireplace facing for the most formal room. Actually, imagination alone governs its many uses. That's why slate will add timeless beauty and durability wherever it is used.

newest in slate: the Packaged Slate Patio. Factory pre-cutting method gives custom-finished look at volume production savings. Package contains various sizes ready to put down, in a variety of rich colors. Simple arrangement diagrams cover areas from 2' 6" x 5' 0" to 20' 0" square. Just write for descriptive brochure.



natural slate
. . . 500 million years in the making

THE STRUCTURAL SLATE CO.
NATURAL SLATE BLACKBOARD CO.


Department A5 Pen Argyl Pennsylvania




outside living with the pre-cut Packaged Slate Patio




slate fireplace facing and hearth in traditional setting





Closet Front Assembly


The Precision *Money-Saver* closet front assembly comes with jambs, header and track, and double-folding doors completely assembled and braced. The unit can be installed by one person in only 20 minutes. Two standard sizes (45 $\frac{3}{8}$ in. by 6 ft 9 $\frac{3}{8}$ in. and 27 $\frac{3}{8}$ in. by 6 ft 9 $\frac{3}{8}$ in.) are available, with solid core doors in white pine, ponderosa, birch or lauan veneer. Louvered doors are also available. *Precision Parts Corp., 400 N. First St., Nashville, 7, Tenn.*



In-Floor Air Conditioning

Airfloor, a hollow floor construction used to distribute heated and cooled ventilating air, combines radiation from the floor and convection through perimeter registers to provide an even, draft-free environment within the home. The metal *Airfloor* forms interlock to create this hollow floor construction within a structurally sound concrete moulding which also deadens noise from mechanical equipment. The *Airfloor* system can be adapted to any type of heating or cooling system, and requires no overhead ductwork. *Airfloor Company of California, Inc., 13729 East Rosecrans Ave., Norwalk, Calif.*

**HOW TO DESIGN A MIRACLE
IN MODERN LIVING**



SPECIFY A HOWARD BODY CONDITIONING NOOK.



Outdates costly, uncomfortable live steam rooms; permits normal breathing and complete relaxation.

THE MOIST AIR CABINET THAT GIVES THE FAMILY ITS OWN WARM MINERAL SPRINGS

The Howard Cabinet gives the benefits of moist heat in a self-contained inexpensive unit designed for beauty and compactness. It needs no plumbing connections or live steam. In the home, the Howard Cabinet provides a new element in living—gives more than relaxation. It's a continuous source of vitality to preserve youth, fitness, and appearance for the whole family. Just plug in like a radio. No muss or fuss. Does not condense water on the floor. Can be built-in or portable.



You breathe natural cool air with none of the discomfort or lack of oxygen as in a steam room. No messes to clean up either.

ARCHITECTS WHO SUGGEST IT DELIGHT THEIR CLIENTS

Homes should be more than liveable and luxurious. They should do something for life. Many architects have added a new dimension to home design by recommending a Howard health salon in the home.

BUILDERS WHO FEATURE IT FIND HOUSES SELL SWIFTLY

In an age of superfluous gadgetry and built-ins, the home that features a real health spa is seven leagues ahead of anything else on the block. Every day millions of people visit neighborhood health and reducing salons because they neither feel nor look their best. Yet Howard equipment provides more beneficial treatment right in the privacy of the home—at a fraction of the cost.

SEND COUPON TODAY FOR COMPLETE SPECIFICATIONS

HOWARD CABINET CO.

5000 W. JEFFERSON BOULEVARD
LOS ANGELES 16, CALIFORNIA
REpublic 4-0708

ADDITIONAL HOWARD HOME HEALTH EQUIPMENT INCLUDES:

- ✓ VIBRATORY SPOT REDUCING BELT
- ✓ BARREL HIP ROLLER
- ✓ SLENDERAMA VIBRATORY MASSAGE COUCH

Howard home health equipment was invented by Bob Howard—famed body conditioner of TV, and screen stars, statesman, and other notables.

HOWARD CABINET CO.
5000 W. JEFFERSON BLVD.
L.A. 16, CALIF.

NAME _____

ADDRESS _____

CITY _____ STATE _____



Three-Cabinet Air Conditioning

A year-round air conditioning system engineered specifically for residential installations which require low power consumption and low noise level has been introduced by Lennox Industries, Inc. In the *Landmark* system, heating and cooling coils, and blower-filter elements are enclosed in separate cabinets to permit a more exact selection of air delivery, heating, and cooling capacities. The compact cabinets are aligned by centering pins into a single assembly. Cabinet doors are louvered for appearance and to allow necessary ventilation. A single blower, sized to handle the greater air volumes required for air conditioning, serves for both heating and cooling. *Lennox Industries, Inc., Marshalltown, Ia.*
more products on page 208


recommended practice

for termite and decay resistant design

Wood can remain your most flexible, versatile and economical design material for residential, commercial and institutional construction even in areas where termites present a problem . . . or where nearness to ground, masonry contact, or air conditioning set up conditions conducive to decay.

When the wood products you specify have been pressure-treated with Wolman® salts the resultant Wolmanized® lumber, plywood and laminated timbers are protected against insect and fungi attack, remain clean, paintable, easy to handle.

The cost? Less than 2% of the total in houses . . . even less in other buildings!



termite and rot resistant

clean and odorless

glueable and paintable

fiber fixed

non-corrosive

for light and heavy construction

Wolman Preservative Department, Koppers Company, Inc. W-35

751 Koppers Building, Pittsburgh 19, Pennsylvania

Let me know about Wolmanized lumber and its uses. Send me the 16-page booklet on its use in light and heavy construction.

Name _____


Firm _____


Address _____

City, Zone, State _____



Wolmanized®
PRESSURE-TREATED LUMBER



WESTINGHOUSE
BRINGS YOU THE BIGGEST
BUILT-IN OVEN—WITH THE
SHAPE  **OF TOMORROW**
FOR THE HOMES YOU'RE BUILDING TODAY!


This Westinghouse Deluxe Oven has a full twenty-four inches of *interior width*. That makes it the biggest built-in oven you can get from a major manufacturer of electric appliances. The Westinghouse Deluxe is indeed the big oven that sells the kitchen that sells the home. (Rough-In Dimensions: 30 $\frac{3}{4}$ " W x 25" H x 21 $\frac{1}{2}$ " D.)

With the Deluxe Oven and Deluxe 4-Unit Platform shown at left, you'll have a wealth of convincing sales points. You can tell prospects about the Miracle-Sealed Oven, show the Drop-Down Door which serves as a loading shelf, and the controls below oven . . . out of the heat zone. Then demonstrate the exclusive Plug-Out Units on the platform; they lift out (completely) for easy cleaning.


And of course your prospects will know about the Westinghouse SHAPE OF TOMORROW, the new custom look in all Westinghouse appliances.

Westinghouse Built-In Ovens are available in a wide range of Confection Colors, plus brushed chrome and antique copper. You can choose exactly the oven you need, the color you want, and the range platform that suits your kitchens best.


You'll want to take advantage of the powerful merchandising aids that are yours for the asking from your Westinghouse Distributor. Call him right away or write to the Westinghouse Electric Corp., Contract Sales Dept., Major Appliance Division, Mansfield, Ohio.



WESTINGHOUSE 2-UNIT PLATFORMS can solve space problems . . . also permit unique kitchen designs. Available with two 6", or one 6" and one 8" Corox® units. Both models have remote controls, come in Confection Colors, plus Stainless Steel. (Rough-In Dimensions for both: 18 $\frac{7}{8}$ " W x 20 $\frac{5}{8}$ " H x 7 $\frac{3}{4}$ " D.)



WESTINGHOUSE ECONOMY 17" OVEN is a completely automatic built-in oven designed for minimum space requirements. (Rough-In Dimensions: 21 $\frac{1}{8}$ " W x 26 $\frac{7}{8}$ " H x 23" D.) It has same Miracle-Sealed Oven, Single Dial Oven Control and color availability as deluxe model shown at left.




WESTINGHOUSE ELECTRONIC RANGE is the latest development in built-in ovens. Its Microwave cooking means food is ready in seconds and minutes instead of hours. Foods are cooked in same utensils they're served in. Here's a new way to build model home traffic. (Rough-In Dimensions: 21 $\frac{5}{8}$ " W x 25 $\frac{3}{8}$ " H x 24" D.)



YOU CAN BE SURE...IF IT'S

Westinghouse

Photographed at Rossmoor—Southern California's smartest suburb near Long Beach



Packaged Redwood Siding

A factory-sealed and packaged redwood bevel siding is said to cost no more than ordinary siding. Supplied in various widths, lengths and thicknesses, it requires no primer coat or sanding and is easily painted or stained. *Georgia-Pacific Corp., Dept. 13A, Equitable Bldg., Portland 4, Ore.*

Flexible Storage Wall

The look of custom cabinet work and fine furniture finish are blended in the new *Leisure Center*, a four-unit storage wall introduced by the Drexel Furniture Co. early this year. The units provide flexible arrangements for hi-fidelity equipment, television, books, desk, shelf and cupboard spaces and drawers. Unit 1 has a 51 1/8 in. wide base with cupboard area and four drawers, a plastic cov-

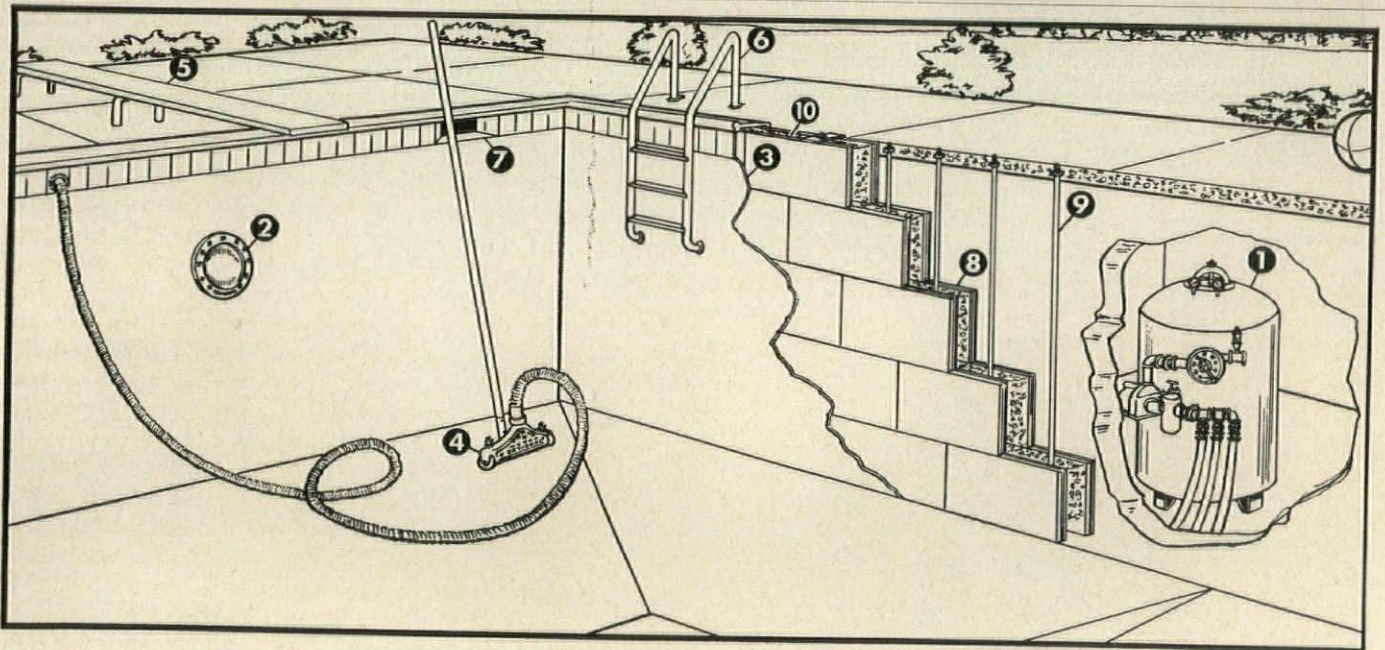
ered slide, and a deck with three cane front cupboards and open shelves. Unit 2 has a 36 in. cupboard base, and an upper deck with desk area and bookshelves. Unit 3 has a 19 in. pier cabinet with four drawers, and an upper case designed to hold hi-fi. Unit 4 is an open-shelf unit with three ladders and nine shelves adjustable from 26 to 48 in.



in width. The complete storage wall measures 7 ft high by 12 ft 10 in. wide. The tambour and cane doors have removable back panels, simplifying installation of hi-fi or painting to match surroundings. A major innovation is the use of smooth, easy-to-clean plastic drawers injection molded from Monsanto's *Lustrex* high impact styrene. *Drexel Furniture Co., Drexel, North Carolina.*

Built-In Vacuum System

Vacu-Flo, a built-in vacuum cleaning system for residences, utilizes a central vacuum producing unit which is mounted in garage, basement, utility room or other out-of-the-way place and connected by a series of steel tubes and fittings to wall outlets in every area of the home. When a lightweight, flexible vinyl hose is plugged into the wall outlet, a flip of a switch brings air suction from the central unit to the desired cleaning tool. The 25 ft reach of hose and tools makes it possible for a single outlet to accommodate several rooms. The unit is also said to clean more efficiently than portable equipment, and to eliminate recirculation of dust. *H-P Products, Inc., 510 W. Broad St., Louisville, Ohio. more products on page 210*



Here's how the products of the NATIONAL POOL EQUIPMENT COMPANY add up to the finest swimming pool in the world!

- | | |
|-----------------------------|------------------------------|
| 1. Dial Valve Filter System | 6. Ladder |
| 2. Underwater Light | 7. Automatic Surface Skimmer |
| 3. Marblelite Wall Finish | 8. Pre-cast Concrete Units |
| 4. Vacuum Cleaner | 9. Steel Pre-Stressing Rods |
| 5. Diving Board and Stand | 10. Triple Wall Construction |

All these and many other quality swimming pool products, each the finest of its kind on the market, are available from the NATIONAL POOL EQUIPMENT COMPANY. Write today for our free catalog.



NATIONAL POOL EQUIPMENT CO.
Lee Highway, Florence, Ala.
Western Division
El Monte, California

We Cooperate with Local Architects and Engineers

Manufacturers of quality swimming pools and equipment for HOMES • MOTELS • COMMUNITIES • COUNTRY CLUBS • UNIVERSITIES



**"Here's a feature
you'll like...
a built-in
KitchenAid"**

DISHWASHER


We've found this to be absolutely true! Customers do like the convenience and the good taste of a built-in dishwasher—but not just *any* dishwasher; they like KitchenAid. The big reason, of course, is they know that KitchenAid is the best performing dishwasher in the industry. They know KitchenAid is quality...it's made by Hobart!

Only KitchenAid has the revolving power wash action that has proved so successful in the large commercial dishwashers used all over the world in institutions, hotels and restaurants. Even tough greases can't resist...they disappear like magic; yet, even the finest crystal is perfectly safe. Only KitchenAid has the separate motor and blower fan that dries everything to sparkling perfection with electrically heated air.

Two independently sliding, cushion-coated racks hold pots, pans, tableware, glasses, silver—a full dinner service for a large family. KitchenAid loads most conveniently from the front with no uncomfortable stooping. Any one of the models is simple to install—either gravity-drain or automatic pump-drain styles. The undercounter model comes in a wide range of beautiful fronts: Antique Copper, Satin Stainless Steel, White, or a color can be arranged to match any kitchen decor. Add another mark of *quality* to the homes you build by building-in a KitchenAid automatic dishwasher. You'll like the results.

KitchenAid Home Dishwasher Div., Dept. HAR, The Hobart Manufacturing Co., Troy, Ohio. In Canada: 175 George St., Toronto 2.

KitchenAid®

The Finest Made... by 

The World's Largest Manufacturer of Food, Kitchen and Dishwashing Machines.



Design and use Booklet for TECO TRUSSED RAFTERS using



Contains 12 Typical TECO ROOF Truss Designs Data to Fabricate, Assemble, Ship and Erect TECO TRUSSES

SEND NOW for your FREE COPY

TIMBER ENGINEERING COMPANY
1319 18th St., N. W., Washington 6, D. C.


Please send Free copy, "Design and Use of TECO Trussed Rafters," AR-583

Name.....
Firm.....
Street.....
City..... State.....

PRODUCTS FOR THE HOUSE


Interior Wood Finish

Deft, a clear interior wood finish, seals, primes and finishes raw wood in one operation. No thinning is required. It is self-leveling, according to the manufacturer, and will not show brush marks, darken, or raise the wood grain. A semi-gloss, or hand-rubbed appearance can be achieved without polishing. *Desmond Brothers, 1826 W. 54th St., Los Angeles 62, Calif.*



Interior Sliding Door Hanger

A two-wheel, adjustable type interior sliding door hanger features large ($1\frac{3}{8}$ in. diameter) nylon wheels which require no lubrication and resist wear. Solid rivets distribute the weight of the doors over the entire axle, resulting in smooth gliding action. *National Mfg. Co., Sterling, Ill.*



Sliding Aluminum Windows

New sliding aluminum windows for residential use have been added to the *Lupton* line of windows and doors. Available in 20 standard sizes, the new windows are made of extruded aluminum, with hand-grips extruded in one piece with the vertical sash bar. A stainless steel latch is provided at the meeting bar. The units come complete with aluminum-backed woven pile weatherstripping and a molded vinyl glazing bead. *Michael Flynn Mfg. Co., 700 E. Godfrey Ave., Philadelphia, Pa.*

more products on page 212

Nothing else to use from raw wood to bar-top finish



for all interior wood

- hand-rubbed effect finish without costly, time consuming hand-rubbing
- seals, primes, finishes, no thinning
- dries in 30 minutes
- will not darken with age
- does not raise wood grain
- two or three coats may be applied the same day
- an extra coat or two eliminates need for filler on porous wood
- completely trouble-free
- brings out the true beauty of natural wood.



wherever paints are sold, or write—

Desmond Bros., 1826 W. 54th St. Los Angeles 62, Calif.
Yes, I'm interested in Deft. A.R.H.
Name.....
Address.....
City..... State.....

Factories: ALLIANCE, OHIO • LOS ANGELES



SelecTemp room units, only 18 inches high, are recessed into wall and can be painted to match color scheme. Three sizes: 6,000, 12,000, and 18,000 Btu output. 12,000 Btu size shown below. No electric wiring or power is used. Small flexible copper tubes carry steam to each room unit.

Why Iron Fireman **SelecTemp** is the greatest advance in modern heating —a thermostat in every room

This Quick Quiz Tells Story

In every home . . . every building . . .
SelecTemp heating brings a new standard of comfort and exceptional fuel economy

Q. What features are new and better in Iron Fireman SelecTemp heating?

A. (1) Thermostat in every room; (2) modulated (not "on-off") heat; (3) filtered warm air continuously circulated; (4) easily installed in new or old construction; (5) boiler can be located anywhere; (6) moderate operating costs.

Q. What is meant by "modulating" heat?

A. SelecTemp is not "on-and-off" heating. Each room unit automatically modulates its own heat output. Steam turbine operated fan in each unit runs faster or slower, according to amount of heat needed, gently circulating filtered warm air.

Q. How does SelecTemp provide individual room temperature control?

A. Each room heating unit has its own thermostat. Temperature in any room, including bathrooms, can be raised or lowered without affecting temperature in any other rooms.

Q. What happens when there is a fire in the fireplace, or when warm sunlight enters a room, or a cold wind strikes the house?

A. SelecTemp heaters in the rooms affected act at once—cutting down or stepping up heat output—just enough to maintain the desired temperature in each room.

Q. Is SelecTemp reasonable in cost?

A. Yes. The system is engineered for very economical installation and operation, both in new construction and modernization. SelecTemp, a new, different and revolutionary kind of heating, is one of the most powerful *selling features* you can put into a house.

Q. What about cooling?

A. SelecTemp heating, with individual unit cooling, is an ideal combination.

Q. Can SelecTemp heating be used in commercial buildings, too?

A. Yes. The same advantages which make it desirable for use in homes also make it ideal for heating motels, apartment houses, schools, office buildings, hospitals; ANY buildings of any size or type.

SEND FOR FREE SELECTEMP BOOKLET . . .
 Contains complete description, with specifications for builders and architects. Use coupon below.

Iron Fireman®



SelecTemp®
 MODULATING ZONE HEATING



Iron Fireman Manufacturing Company
 3053 W. 106th St., Cleveland 11, Ohio.

In Canada: 80 Ward St., Toronto, Ontario.

Please send free descriptive booklet on SelecTemp heating.

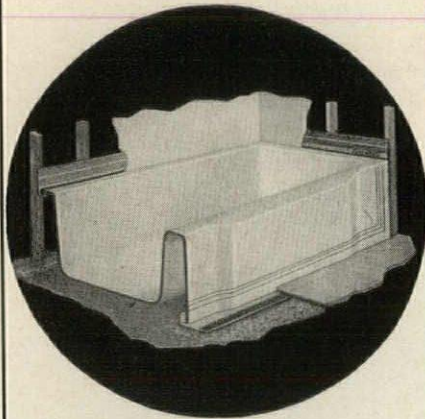
Name _____

Address _____

City _____ State _____

Prevent Bathtub SAGGING

with



LUCKE BATHTUB HANGERS

*Essential—but
often overlooked*

Make certain that every bathtub installed in your projects is insured against settling and subsequent water seepage. Lucke tub hangers distribute the weight of the tub evenly on all joists and a special flange insures a perfect water seal when bonded with Lucke Leak Proof Filler. This mastic compound is guaranteed to maintain its elasticity during extreme temperatures.

Used in quality houses, motels, hospitals and institutions for over 20 years.

Fill in coupon for 8 page folder which gives specifications and complete information.

WILLIAM B. LUCKE, INC.

P. O. Box 177

Wilmette


Illinois



Name


Address

PRODUCTS FOR THE HOUSE




"Floating" Glass Door

The *d'Cor* aluminum sliding glass door features classic styling and an easy "floating" action which have led to its use as windows as well as interior and exterior doors. The high inertia shapes of the structural members permit almost unlimited door heights; the flush, trackless threshold prevents the twin hazards of tripping and dust. According to the manufacturer, the completely weather-sealed door is also draftproof and weather-resistant. *Nudor Mfg. Co., North Hollywood, Calif.*



Packaged Cast Iron Boiler

To cut installation time, Burnham's new *Jubilee* cast iron boiler comes in a package unit complete with controls and wiring, as well as in an oil heating unit and a boiler unit. Like the other models in the *Jubilee* line, the *Jubilee-Pak* is available in two sizes—445 and 500 sq ft—with flush or extended jackets. The units, which are designed for hot water heating, also provide a year-round supply of domestic hot water. Their "wet base" construction makes it possible to install them on combustible floors without special base construction; vertical flue travel reduces stack temperatures. *Burnham Corporation, Irvington, N. Y.*



J. Linder Conarroc, Architect • Chestnut Hill, Pa

For Enduring Charm

Specify

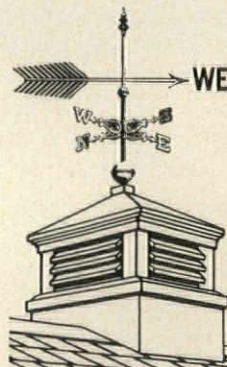
Architectural METAL WORK

by Fiske

Aluminum, Bronze,
Stainless Steel and Iron

For 100 years—since 1858—Architects have relied upon Fiske for the widest choice of artistic designs, materials, craftsmanship and dependability. Now, more than ever, Architectural Metal Work by Fiske... in Aluminum, Bronze, Stainless Steel and Iron... represents the finest obtainable.

Write for our Architectural Metal Work catalog of designs or send blueprints for quotations.




Fiske WEATHER VANES and Cupolas

Original Designs
AMERICA'S FINEST
FOR 100 YEARS
Established 1858

Fiske originals have topped homes for 100 years. Time does not dim their beauty or reliability. All are of hand-hammered copper, finished with 22k gold leaf. All are furnished complete with the four points of the compass.

Fiske offers a wide range of handsome ready-built cupolas. Write for catalog.
Vane illustrated... = 131
ARROW, 24" long. Price \$32.



= 9 ETHAN ALLEN, Jr.
HORSE 3/4 full-bodied.
20" long. Price \$62.



= 55 EAGLE
WITH ARROW
Full-bodied.
20" wing spread.
Price \$79.

= 332 ROOSTER, 3/4
full-bodied, 13" high.
Price \$30.

Write for Complete Weather vane and Cupola Catalog.

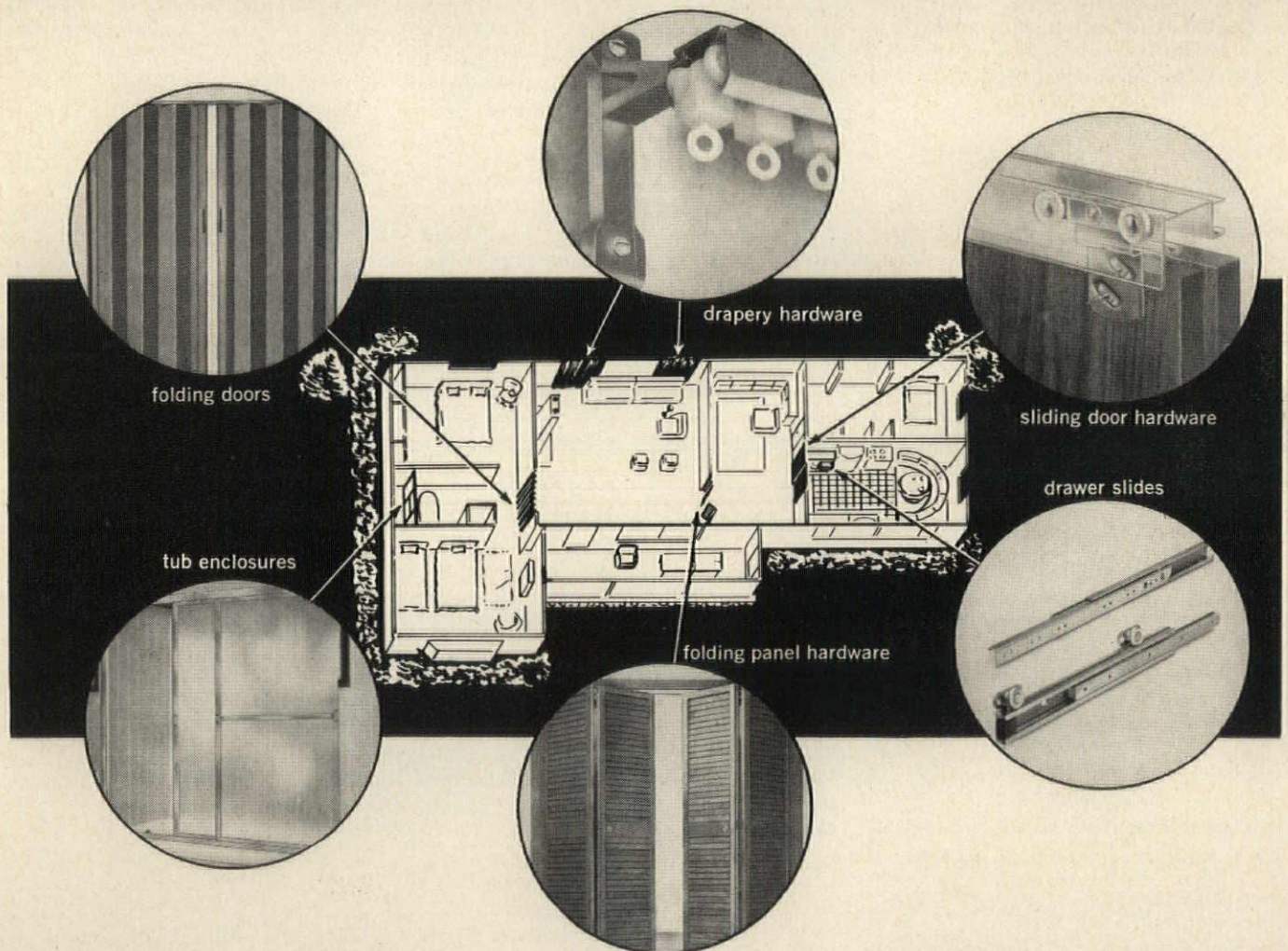

J. W. FISKE ARCHITECTURAL METALS, INC.

113-115 Pennsylvania Avenue • Paterson 3, New Jersey

ESTABLISHED 1858

GRANT

*throughout
the house*



FOR THE FINEST QUALITY SLIDING HARDWARE . . . YOUR ONE SOURCE IS GRANT
 . . . in every room . . . in every house . . . wherever sliding hardware is required, *your best move is specifying Grant.* For Grant Sliding Hardware has been designed and is constructed to give the highest value, the longest service and the greatest possible degree of operating efficiency. All Grant sliding hardware is guaranteed and all Grant products bear the name that for over 60 years has been a byword of excellence with architects.



Write for your copy of the award-winning Grant Catalog.

GRANT PULLEY and HARDWARE CORPORATION

9 High Street, West Nyack, New York 944 Long Beach Avenue, Los Angeles 21, California



SLIDING DOOR HARDWARE • FOLDING DOORS • DRAWER SLIDES • DRAPERY HARDWARE • TUB ENCLOSURES • PULLS • POCKET FRAMES • SPECIAL SLIDING HARDWARE

REFERENCE READING

To inform architects and their clients of the new products and techniques available to them, there annually appears a great wealth of literature describing the latest developments in the home-building field. Samples of this "reference reading" are reviewed below and on following pages—and similar literature can be obtained from the manufacturers of most of the Products For the House described in the section beginning on page 7.

How You Can Own a New Home

Discusses advantages of home ownership and offers suggestions for setting up a financial program for home purchase. 8 pp. *West Coast Lumbermen's Assn., 1410 S. W. Morrison St., Portland 5, Ore.*

Wood Folding Doors

Illustrates and gives sizes, details, specifications, and selection and installation data on *Pella* wood folding doors. 8 pp. A similar brochure covers the *Pella* line of wood casement, multi-purpose and "twinlite" windows. 20 pp. *Rolscreen Co., Pella, Iowa*

Certigrade Handbook of Red Cedar Shingles

Gives detailed information on characteristics, application, and finishing of red cedar shingles for roofing and siding. Specifications are also included. 100 pp. 50¢. *Red Cedar Shingle Bureau, 5510 White Bldg., Seattle 1, Wash.*

The Homebuilders Guide

... to *Effective Sewage Disposal* covers typical situations encountered in planning sewage facilities for single homes and developments. Examples of sewage pumping problems—and their solutions—are also included. 40 pp. *Yeomans Brothers Co., Dept. S, 1999 N. Ruby St., Melrose Park, Ill.*

Basement Pre-Planning

Features practical, flexible ideas for planning "livable" basements, with special emphasis on such topics as light and ventilation, direct access, and layout and decoration. 12 pp. *The Bilco Co., New Haven 5, Conn.*

Corbin Originals for Modern Doors

Covers types and styles within Corbin's four lockset lines, with illustrations in full color. 16 pp. *P & F Corbin Div., The American Hardware Corp., New Britain, Conn.*

Ekco Stainless Steel Kitchen Sinks (A.I.A. 29-H-6)

Illustrates, describes, and gives selection data for the complete line of Ekco stainless steel kitchen sinks. 12 pp. *Ekco Products Co., Sink Div., Canton, Ohio*

Modernize Your Home With Decorative Glass

Presents, with photographs and brief descriptions, a number of examples of the use of decorative glass in residences. 8 pp. *Mississippi Glass Co., 88 Angelica St., St. Louis 7, Mo.*

What Every Home Owner Should Know

... *About Air Conditioning* presents fundamentals of planning air conditioning systems for all-season comfort, describes types of equipment, and discusses factors to be considered in selecting the right system for a particular home. 12 pp. 10¢. *Marketing & Promotional Dept., National-U.S. Radiator Corp., P. O. Box 1047, Johnstown, Pa.*

Storage Ideas For Family Living

... *With Built-Well Cabinet Units* (A.I.A. 35-C-12) Describes and illustrates a wide variety of storage units and cabinet accessories for kitchens and other areas of the home, with typical installations shown in full color. 16 pp. *Carr, Adams & Collier Co., Dubuque, Iowa*

Hardware for the Home (A.I.A. 27-C)

Covers Washington line of sliding door hardware, cabinet hardware, storage in-motion built-ins, and "kitch'n-handy" cabinet attachments, with illustrations, selection data and specifications. 32 pp. *Washington Steel Products, Inc., Tacoma 2, Wash.*

Hidden Heating With Baseboard Convectors

Describes, and gives capacities, piping arrangements, suggested control systems, installation data and specifications for Trane baseboard convectors. 16 pp. *Trane Co., La Crosse, Wis.*

Masonite Products: A Guide for Architects

(A.I.A. 23-L) Gives product information, "working" and finishing data, application procedures and specifications for complete line of *Masonite* products for interior and exterior use. 20 pp. *Masonite Corp., 111 W. Washington St., Chicago 2, Ill.*

Doorware That Radiates Charm

Describes and illustrates *Russwin* line of knobs and escutcheons, including new models executed in combinations of wood, ceramics and metals. 12 pp. *Russell & Erwin Div., New Britain, Conn.*

Residential Electric Heating Product Guide

(A.I.A. 31-K-3) Covers complete line of *Chromalox* electric heating products for the home, with selection and installation data on baseboard heaters, radiant wall panels, wall heaters, radiant ceilings, cabinet convectors and floor heaters. 16 pp. *Edwin L. Wiegand Co., 7500 Thomas Blvd., Pittsburgh 8, Pa.*

Wood-Mode Kitchen Planning Guide

Catalog-workbook gives six steps in kitchen planning; illustrates kitchen installations, cabinet colors and wood finishes, and cabinet and accessory units. 16 pp. 25¢. *Wood-Mode Kitchens, Kreamer, Snyder County, Pa.*


Fireplaces of Stone (A.I.A. 22-A-2)

Illustrates, in black-and-white and full color, the use of stone for various types of residential fireplaces. 22 pp. *Building Stone Institute, 420 Lexington Ave., New York 17, N. Y.*

How to Plan and Build a Better Fireplace

Contains complete information on planning, materials, and erection of indoor and outdoor fireplaces and barbecues. 76 pp. \$1.00. *The Majestic Co., Inc., Huntington, Ind.*
more literature on page 218

Did you say
Hardware?



**Yes—
we said
hardware!**

the most
luxurious
sliding glass
door hardware
in the nation.



Capri
CADET

ALL ALUMINUM SLIDING GLASS DOORS

*Write for complete details on the
profit making Capri CADET and
the beautiful new "CROWN" handle.*

Hardware hardly seems the right name for this glamorous new "Crown" handle designed by specialists for the Capri CADET Sliding Glass Door. With this lovely satin-chrome handle, the Capri CADET is the most beautiful and the finest operating sliding door in its price class . . . anywhere. Here is a door which will *sell itself* to builders of all types of homes, from the smallest tract home to the custom deluxe. The Capri CADET is a low-cost sliding glass door with beauty and features present only in doors selling for much more. Completely water-tight . . . all aluminum with smooth alumilite finish . . . unhandled outside sliding units . . . and *the most luxurious hardware in the nation.*

T. V. WALKER & SON, INC. • 217 N. Lake St. • Burbank, Calif.

Please send information on the Capri CADET

Dept. AR-58

NAME _____

COMPANY _____

ADDRESS _____

CITY _____ ZONE _____ STATE _____



One of the custom homes chosen by Architectural Record to be featured in this special "Record Homes" issue is this contemporary house located in Lake Charles, Louisiana. It was designed by Burk, Lebreton and Laman-tia of New Orleans, architects and engineers.

Distinctive "1958 Record Home" Features BILT-WELL Kitchen Cabinets



Although this exciting residence was completely custom-designed to fit the way of life of their clients, the architects found that BILT-WELL Cabinets provided craftsmanship and features unequalled by many custom cabinet installations. Here are their comments:

"BILT-WELL Cabinets were ideally suited for the Hale house. Their sculptured edges, tongue and groove construction, and dovetail joints place them above many custom installations."

The complete flexibility of BILT-WELL Cabinets, with over 90 different types and sizes available and with choice of Ponderosa Pine or Birch door and drawer fronts, makes the BILT-WELL line ideally suited for every style of home...every price range.

Equally important to all architects and builders are the cost and labor saving advantages of BILT-WELL Cabinets. Each unit comes completely machined, pre-fitted, semi-assembled and carton-packed.

The smart, continuous-line design of BILT-WELL Cabinets blends beautifully with the modern, efficient look of the Hale House kitchen. They are as much "at home" with custom built-ins as they are with conventional appliances.



**Specify the all-new BILT-WELL Casement
... an entirely new concept in fenestration**

Here it is at last! A window that is *absolutely* weathertight
...*exceptionally* easy to operate...*amazingly* simple to install
...*completely* flexible in arrangement possibilities...and *sur-
prisingly* low in cost.

The new BILT-WELL Casement features a new unitized sill construction that makes possible unlimited combinations and arrangements. Two independent weatherstrip systems provide positive weathertightness. Patented, concealed, sliding-type hinges and worm-gear operator assure quiet, effortless operation and positive locking action.



**Design with Confidence...with
FULLY-GUARANTEED Wood Products
for the Home by BILT-WELL**



**Plan for Maximum Storage at Minimum Cost
with BILT-WELL Storage Components**

Versatile BILT-WELL Cabinets not only add convenience and efficiency to the kitchen, but are also ideal for storage in every room of the house. Compare the complete storage wall pictured here with any conventional closets...in floor area occupied...in appearance...in cost...in actual storage capacity. More and more architects and builders are taking advantage of the time and labor saving features of BILT-WELL Cabinets.

Eliminate old-fashioned closets and insist on modern, efficient Storage Walls by BILT-WELL.

For complete information on BILT-WELL Kitchen and Storage Cabinets, Casement and other Windows in the BILT-WELL line, refer to SWEETS Catalog. (Sweet's Architectural 17c/Car and 24b/Car, or Sweet's Light Construction 5c/Car and 9a/Car, or mail coupon below:

**You can stake your reputation on
GUARANTEED BILT-WELL WOODWORK**

THE BILT-WELL LINE WINDOW UNITS, Double-hung, Awning, Casement, Basement, Storm and Screen. **CABINETS**, Kitchen, Multiple-use, Wardrobe, Storage, Vanity-Lavatory and Vinyl Countertops. **DOORS**, Exterior, Interior, Screen and Combination.

CARR, ADAMS & COLLIER COMPANY Dubuque, Iowa


BILT-WELL WOODWORK
Box 658, Dubuque, Iowa

Please send me the following literature

- BILT-WELL Cabinet Book (Enclose 25c to cover cost)
- BILT-WELL Casement Window Book (Enclose 10c to cover cost)

NAME _____
ADDRESS _____
CITY _____ ZONE _____ STATE _____ AR _____

E-A-S-Y DOES IT!



Rodale

Sets The Pace In Modern,
Push-Button Living With The

E-A-S-Y ACTION

"B" Touchette®

No knob to turn. No toggle to flip. Now, there's a switch designed for today's push-button living. It's "B" Touchette, the touch switch with feather-light operation.

Consider, too, Touchette's tremendous merchandising potential for your convenience-minded buying public. There's no time wasted freeing the hands . . . no spilling or breakage while juggling trays or groceries. And "B" Touchette is easy to install . . . needs no special wiring . . . fits standard outlet boxes and toggle wall plates. It operates on full line voltage, withstands motor loads up to 80% of rated capacity. Rated: 15A—120—277V (A.C. only).

All these features . . . and "B" Touchette is the least expensive touch switch on the market!



UL LISTED — CSA APPROVED

U.S. Pat. No. 2,820,113
Other patents pending
Foreign patents applied for

Available in single pole, double pole, 3-way
and 4-way models. Brown or ivory button.

Sold only through electrical wholesalers.
Or for further information and prices, write: R5



Rodale manufacturing co., inc.
emmaus, pa.

REFERENCE READING

continued from page 214

Carefree Interiors With Marlite

Illustrates colors and patterns available in *Marlite* line of melamine plastic-finished panels and tiles for walls and ceilings. Suggested uses and installation instructions are included. 14 pp., 25¢. *Marsh Wall Products, Inc., Dover, Ohio.*

Plywood Wall Paneling

Illustrates and describes various kinds of install-it-yourself plywood panels that come prefinished and packaged. Approximate costs are given. 18 pp. *Georgia-Pacific Corp., Dept. 13A, Equitable Bldg., Portland 4, Ore.*

Kitchen Built-Ins (A.I.A. 30-D-1)

Describes and illustrates hood fans, exhaust fans, a motorized food preparation center, and a clock-door chime. 16 pp. Also available are similar booklets on bathroom built-ins and door chimes (A.I.A. 29-I and 31-I-13; 8 pp. each). *NuTone, Inc., Madison and Red Bank Rds., Cincinnati 27, Ohio.*

How to Plan a Trend-Setting Kitchen

Kitchen layouts using built-in equipment are described and illustrated in this booklet that shows actual kitchens. 16 pp. *Revco, Inc., Deerfield, Mich.*

Better Homes Are Built of Wood

Discusses practical and esthetic advantages of wood framing, siding, windows, flooring, paneling, etc. Text is supplemented by photographs and drawings showing typical uses of wood in residences. 32 pp. *National Lumber Mfgs Assn., 1319 18th St., N. W., Washington 6, D. C.*

Choosing the Right Home for Your Family

Provides a "check list" of points to consider in building or buying a home, with topics ranging from financing, through comfort and convenience features, to furnishings and future expansion. 64 pp. 50¢. *Owens-Corning Fiberglas Corp., Toledo 1, Ohio*

102 Ways to Make Awkward Kitchens Behave

Presents kitchen planning ideas designed to make the most of any kitchen space; describes and illustrates Republic line of steel kitchen cabinets and accessories. 32 pp. *Berger Div., Republic Steel Corp., Canton 5, Ohio*

Heart of the House

Discusses the history and importance of heating, and describes the benefits of all types of quality hot water heating systems. Line drawings illustrate baseboard, convactor, radiator and floor panel systems, as well as methods of installing cooling equipment with hot water heating systems. 16 pp. 10¢. *Better Heating-Cooling Council, 250 Park Ave., New York 17, N. Y.*

Today's New Homes

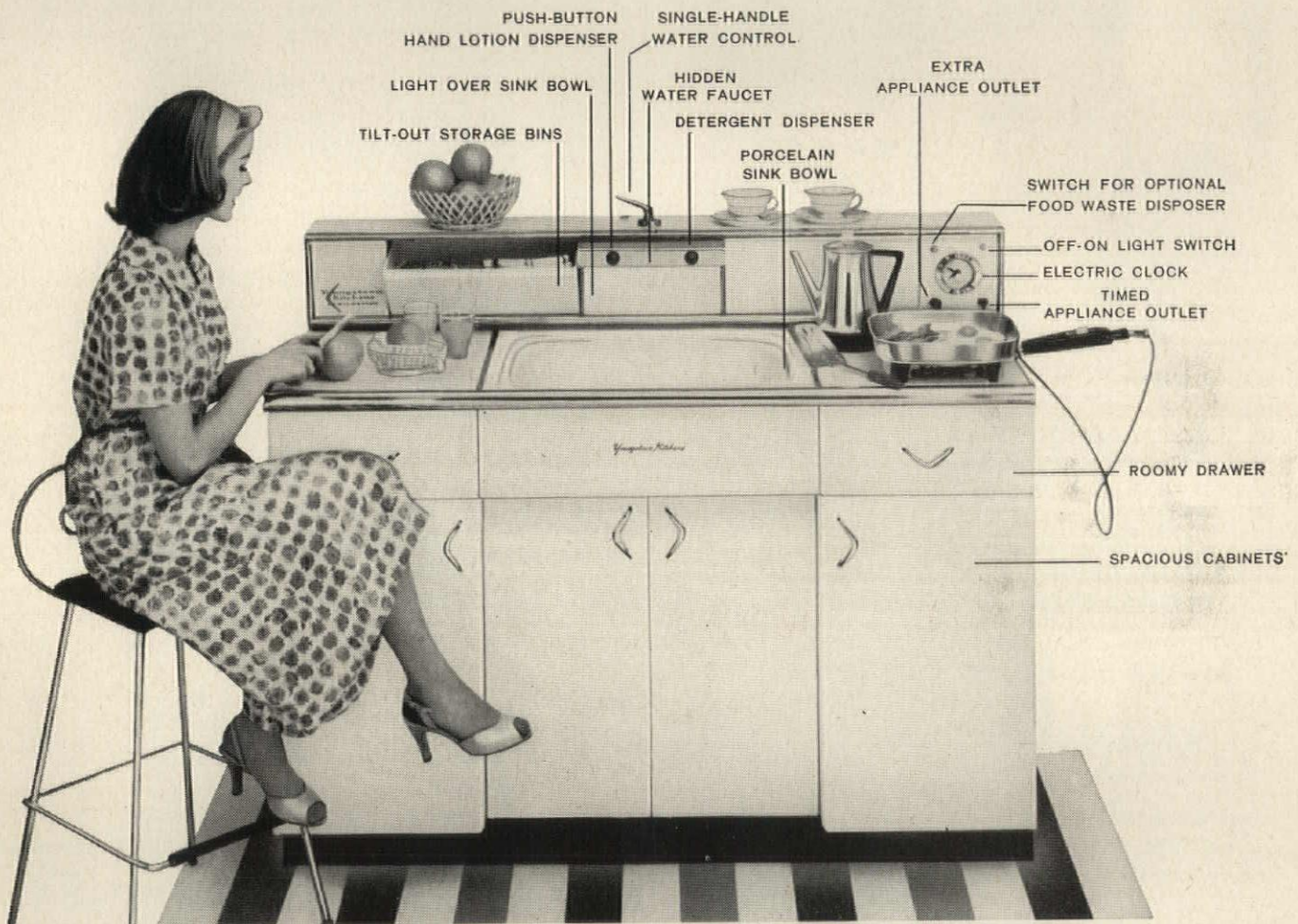
Features plans and exterior renderings of nineteen homes, including four new designs based on recommendations of the Women's Congress on Housing. 32 pp. 25¢. *The Celotex Corp., 120 S. LaSalle St., Chicago 3, Ill.*

Curtis Wood Window Units (A.I.A. 16-L)

Illustrates and gives technical data, construction and application details, and specifications for complete line of Curtis wood windows. 40 pp. *Curtis Companies Service Bureau, Clinton, Iowa* more literature on page 220

NEW SERVI-CENTER* BY YOUNGSTOWN KITCHENS

REVOLUTIONIZES KITCHENS IN CUSTOM HOMES
... UTILITY APARTMENTS... DEVELOPMENT TRACTS



*Reg. Applied For

NEW HOME APPLIANCE combines illuminated sink bowl, handsome cabinets, Formica work counter, electric clock and outlets *plus* new dashboard features in one complete kitchen unit!

Easy to install Servi-Center saves space... provides complete kitchen for small homes and apartments... adds custom-feature luxury to larger homes. Ideal for all kitchen remodeling and modernization jobs.

Details: 2 colors... White and Sandalwood. 2 sizes... 54" and 42". (Right or left hand counter on 42" size.) 24" deep. 44" high. (36" counter-top height.) Tip-out one-piece plastic bins. Drawers run on nylon glides. Full shelf in each side compartment. Full storage in center. Total storage space over 18 cubic feet. Pre-wired Food Waste Disposer control. Call or write your Youngstown Kitchens Distributor today.

Quick Delivery From Over 80 Distribution Points



AMERICAN-Standard

YOUNGSTOWN KITCHENS DIVISION

Dept. AR58 Architects' Information,
American-Standard
Youngstown Kitchens Div., Salem, Ohio
Please rush me complete information on
your new Servi-Center Appliance.

NAME _____

FIRM NAME _____

ADDRESS _____

CITY _____

STATE _____



HOME INSURANCE...

Save paint, wood, metal with MIDGET LOUVERS

Controls moisture vapor, eliminates rot, corrosion, excessive heat... just drill hole, press into place, no nails, screws, special tools. Available in aluminum anodized aluminum, chrome, copper... all screened. Regular (rain shielded) and L.D. Series, sizes 1" thru 6". Install in wood, metal, concrete.

Write for home preservation information—

MIDGET LOUVER COMPANY

6 WALL STREET NORWALK, CONN.

AMAZING CHARCOAL* FLAVOR WITH GAS FIRED CONVENIENCE

NEW
VICTOR

AUTOMATIC
BUILT-IN
CHAR-BROILER
GRILL

Now, feature the ultimate in kitchen design.* Only the new Victor features patented lifetime ceramic coals. Performs identically to charcoal but eliminates all the fuss and muss. Adds distinction and convenience to any kitchen.



- ✓ GAS FUEL
- ✓ NO CHARCOAL REQUIRED
- ✓ COOKS QUICK AND CLEAN

Write Today for
Complete Information
Nelson Manufacturing Co.

236 So. Brand Blvd.
Glendale 4, California

Pat. pending



REFERENCE READING

Water Hammer: The Cause and the Cure

(A.I.A. 29-D-8) Manual S describes water hammer and its causes, offers suggestions for solving water hammer problems, and discusses characteristics, uses and installation of Josam shock absorbers. 12 pp. *Josam Mfg. Co., Michigan City, Ind.*

Planning With General Electric Appliances

(A.I.A. 35-C) Describes and illustrates complete line of General Electric home appliances, with selection and specification data, roughing-in dimensions and other pertinent information. The GE line of base and wall cabinets is also covered. 20 pp. *General Electric Appliance and Television Receiver Div., Appliance Park, Louisville, Ky.*

New Decorator Ideas by Formica

Color sketches and photographs show new ideas for using Formica in decorating kitchens, baths—and other rooms as well. Actual color chips are included. 26 pp. *Formica Corp., 4614 Spring Grove Ave., Cincinnati 32, Ohio*

Random Bond: A Masonry System (A.I.A. 3-F-1)

Describes *Random Bond*, a masonry system designed for flexibility within requirements of modular coordination; discusses laying procedures, cost of laying and the system's limitations; and gives complete specification and ordering information. 16 pp. *The Whitacre-Greer Fireproofing Co., Waynesburg, Ohio*

Nevamar Carefree Kitchens (A.I.A. 35-C-12)

This specifications file folder gives dimensions and characteristics of wall and base cabinets, hardware, and accessories. 4 pp. *Nevamar Carefree Kitchens, Dept. S, Odenton, Md.*

Two New Tile Developments (A.I.A. 23A)

Describes and illustrates new rich-looking crystalline-glaze tiles for moderate-traffic areas and scored tile giving a nine-in-one look. 8 pp. Also: "New Ideas in Tile." 12 pp. *American-Olean Tile Co., Lansdale, Pa.*

Planning Modern Bathrooms in Color

Sixteen bathroom and powder room color schemes are illustrated, as well as layouts and accessory ideas. Detailed fixture information (dimensions, materials, trim, available colors) is included. 28 pp. 10¢. *American-Standard Plumbing and Heating Div., 40 W. 40th St., New York 18, N. Y.*

Ideas For Remodeling Your Home With Fir Plywood



Offers a wealth of ideas for improving and modernizing existing homes; can be equally helpful in planning new homes. 14 pp. *Douglas Fir Plywood Assn., 1119 A Street, Tacoma 2, Wash.*

Ludowici Roofing Tiles

Discusses characteristics and advantages of clay tile roofing materials, including shingle tiles and interlocking tiles. Illustrations cover types of tiles, typical installations and laying methods. 8 pp. *Ludowici-Celadon Co., 75 East Wacker Dr., Chicago 1, Ill.*

Specification Manual: Certified Oak Floors

(A.I.A. 19-E-9) Includes specifications for sub-floor construction, laying and nailing, and finishing of oak flooring. Grading rules are also included. 12 pp. *National Oak Flooring Manufacturers' Assn., 814 Sterick Bldg., Memphis 3, Tenn.*
more literature on page 222



Insist on

TFC Ornamental Iron

patterned and priced for every home

The architectural beauty of TFC Ornamental Iron adds graceful charm to any home. With literally hundreds of available designs, ironwork is very versatile . . . used structurally, decoratively . . . and permanently.

Endless applications—Porch and patio columns, matching brackets, attractive railings, room dividers . . . TFC Ornamental Iron opens new avenues to better living with patterns which range from





authentic reproductions to the most modern designs for contemporary homes.

Standard Ornamental Iron—Many TFC items are fabricated in standard sizes, fit most applications with a "custom look" . . . and are priced comparably to millwork and other building materials. Because of the most complete design and production facilities in the Ornamental Iron industry, TFC custom-built ironwork is also practical and inexpensive.

Expert workmanship—TFC Ornamental Iron is fabricated by skilled craftsmen and made of highest quality materials. Products are treated with a special rust inhibitor. Installation is easy.

Mail coupon for free illustrated idea book showing how to beautify the exterior and interior of any home with TFC Ornamental Iron.

TENNESSEE FABRICATING COMPANY
Memphis 6, Tennessee



MAIL FOR LITERATURE

Tennessee Fabricating Company,
1589 Grimes St.,
Memphis 6, Tenn.

Send your free literature showing
how to use TFC Ornamental Iron.

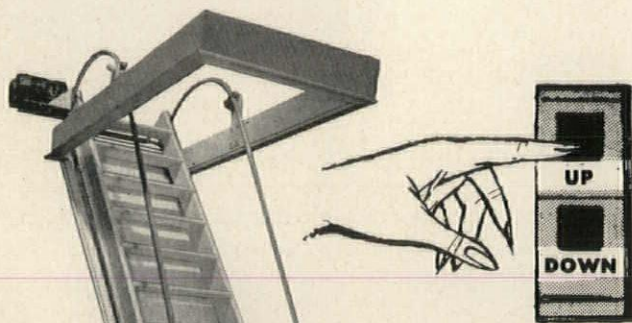
Name _____

Address _____

City _____ Zone _____ State _____

*America's Foremost
Ornamental Iron Supplier*





**"PUSH BUTTON"
electric
STAIRWAY**

• LISTED
IN SWEET'S

SOLVES PROBLEMS

IN COMMERCIAL BUILDINGS

and fine homes

INCREASES VALUABLE FLOOR SPACE

in banks, churches, parts houses, shoe stores, bottling plants, fine homes . . . or any place where floor space is at a premium.


PRECISION PARTS CORPORATION

400-AR North First Street Nashville 7, Tennessee



Looking for
kitchen ideas?

*finest name in
kitchens since 1893*



Search no more! For the very latest in décor and convenience features, send for the *Kitchen Travelog* . . . 32 pages in full color. Twenty "design-original" kitchens to inspire you, plus close-ups of 30 special features . . . from tote/tray cabinets to hide-away dining tables. Tells all about the advantages of factory-engineered cabinetry, too . . . and how you can get free specialized help in planning your kitchen, no matter what your budget or type of dwelling.



SEND \$1.00 TODAY!

Mutschler Brothers Company
Dept. H2113, Nappanee, Indiana
 Enclosed is \$1.00. Please send copy of *Kitchen Travelog*.

name _____

address _____

city, state _____

Please send name of nearest Mutschler Kitchen Specialist.

REFERENCE READING

Psychological Planning: The New Dimension

. . . in *Decorating* gives helpful hints on planning colors and furnishings to suit the tastes and needs of the individual family. 24 pp. *Mastic Tile Corporation of America*, P. O. Box 1151, Newburgh, N. Y.

Sterling Hardware (A.I.A. 27-A)

Catalog 19A gives selection, specification and installation data on Sterling interior sliding door hardware, pocket door T-frames, and casement window hardware. Illustrations include photographs and detail drawings. 24 pp. *John Sterling Corp.*, Richmond, Ill.

Beauty Queen Steel Kitchens (A.I.A. 35-C-12)

Catalogs complete line of *Beauty Queen* steel kitchen equipment, including cabinet sinks; sink tops and fixtures; custom specialties; base, wall and utility cabinets; ventilating fans and hoods; built-in oven cabinets; bathroom cabinets; and accessories. 16 pp. *Toledo Desk and Fixture Co.*, Maumee, Ohio

Idea Kitchens and Kitchen Ideas

Full color illustrations present suggestions for planning *Coppes Napanee* custom-built hardwood kitchens. 28 pp. 50¢. *Coppes, Inc.*, Nappanee, Ind.

Kitchen Styling Brochure

Contains illustrations and floor plans of seven basic kitchen layouts, with emphasis on the planning flexibility made possible by the use of built-in refrigerators and freezers. Brief information on lighting, ventilation, equipment and appliances, and wiring is included. 16 pp. 25¢. *Ben-Hur Mfg. Co.*, 634 E. Keefe Ave., Milwaukee 12, Wisc.

Craft Shower Cabinets (A.I.A. 35-H-6)

Illustrates, describes and gives selection and specification data on *Craft* shower cabinets, shower doors, shower receptors and accessories. 14 pp. *Cutler Metal Products Co.*, 1025 Line St., Camden 3, N. J.

Redwood Only

Illustrated 16-page booklet describes redwood, its characteristics, and its uses. Also available: two four-page leaflets on exterior finishes (File 4B3-1 and supplement.) *California Redwood Assn.*, 576 Sacramento St., San Francisco 11, Calif.

Weldwood Prefinished Paneling (A.I.A. 19-F)

Gives descriptions, specifications, and installation procedures and details for *Weldwood* plywood panels. 24 pp. Also available: "Family Rooms in Beautiful *Weldwood*," showing decorating ideas. 20 pp. *U. S. Plywood Corp.*, 55 W. 44th St., New York 36, N. Y.

Color For Harmonious Living

Shows and explains the full color wheel (primary, secondary, tertiary) and explains how to select a calibrated color scheme by using the wheel. Gives general decorating color tips. 32 pp. *Pratt & Lambert, Inc.*, 75 Tonawanda St., Buffalo, N. Y.

Prestressed Swimming Pools

Gives detailed instructions for the construction and maintenance of prestressed concrete pools. 56 pp. Also available is a catalog of equipment for residential pools. 12 pp. *National Pool Equipment Co.*, Lee Hwy., Florence, Ala. *more literature on page 226*

A trainee taught us some ABC's



At a briefing of trainees one of the boys asked: "Can I buy U. S. Savings Bonds through the Company and have my deductions made automatically?" Frankly we had assumed that all of our employees knew all about the Payroll Savings Plan.

As a matter of fact, we've had the Plan in operation here for years. We decided to make sure that *everyone* on our payroll got full information, right away.

Our State Savings Bond Director saw to it that we got a full stock of promotional material to stimulate interest in U. S. Savings Bonds. After that he helped us to conduct a personal canvass and give everyone an application blank.

What happened next was surprising. Our employee participation jumped to a really substantial percentage. When our people had all the facts they were glad to gain the security that U. S. Savings Bonds offer them.

Today there are more Payroll savers than ever before in peacetime. Your State Director will be happy to help you install a Payroll Savings Plan or build enrollment in one already existing. Look him up in the phone book or write: Savings Bonds Division, U. S. Treasury Dept., Washington, D. C.




THE U. S. GOVERNMENT DOES NOT PAY FOR THIS ADVERTISEMENT. THE TREASURY DEPARTMENT THANKS, FOR THEIR PATRIOTIC DONATION, THE ADVERTISING COUNCIL AND THE DONOR ABOVE.

INDEX TO ADVERTISED PRODUCT INFORMATION

AA Wire Products Company	55-56	Georgia-Pacific	195	Raynor Mfg. Company	32
Airfloor Company of California, Inc.	58	Grant Pulley & Hardware Co.	213	Red Cedar Shingle Bureau	62
American Biltrite Rubber Co.	29	Hobart Manufacturing Co.	209	Reveco, Inc.	25
American-Olean Tile Company	21	Howard Cabinet Co.	204	Richmond Plumbing Fixtures	34
American Telephone & Telegraph Co.	225	Hubbell, Harvey, Inc.	48	Rilco Laminated Products, Inc.	28
American-Standard Plumbing & Heating Division	46-47, 219	Iron Fireman Manufacturing Co.	211	Rodale Manufacturing Co.	218
American Window Glass Co.	22	Kentile, Inc.	66	Rolscreen Company	65
Azrock Products Division	51	Koppers Company, Inc.	15-205	Rowe Manufacturing Co.	17
Bell Electric Co.	20	Lennox Industries, Inc.	8-9	Shakertown Corporation	64
Bell Telephone System	225	Libbey-Owens-Ford Co.	12-13, 49	Sierra Electric Corporation	40
Blue Ridge Glass Corp.	49	L O F Glass Fibers Co.	30	Structural Slate Co.	203
Bowen, Louis W. Inc.	54	Lowell Manufacturing Co.	6	Stylon Corporation	226-3rd Cover
Briggs Manufacturing Co.	14	Lucke, William B. Inc.	212	Tennessee Fabricating Company	221
Bruce, E. L. Company	37	Ludowici-Celadon Co.	4th Cover	Ther-Mo Roof	38
Burnham Corporation	44	Majestic Co., Inc.	11	Timber Engineering Co.	210
Cabot, Samuel Inc.	42	Marlite Division	199	U. S. Ceramic Tile Co.	33
California Redwood Assn.	26	Meadows, W. R. Inc.	10	U. S. Plywood Corporation	39
Carr-Adams and Collier Co.	216-217	Midget Louver Company	220	Uvalde Rock Asphalt Company	51
Carrier Corporation	200-201	Mueller Brass Co.	57	Vance Industries, Inc.	27
Carrolton Mfg. Company	43	Mueller Climatrol Division	198	Walker, T. V. & Son, Inc.	215
Case Mfg. Corporation	59	Mutschler Brothers Company	222	Webster, Warren & Company	53
Cedar Rapids Block Co.	45	National Manufacturing Co.	31	Wesix Electric Heater Company	60
Crane Co.	196-197	National Oak Flooring Mfrs. Assoc.	18-19	West Coast Lumbermen's Assn.	35
Deft Wood Finish	210	National Plastic Products Co.	50	Western Pine Association	24
Dow Chemical Company	4-5	National Pool Equipment Co.	208	Westinghouse Electric Corp. Major Appliance Division	206-207
Dur-o-Wal Products, Inc.	45	Natural Slate Blackboard Co.	203	Weyerhaeuser Sales Company	52
Fiat Metal Mfg. Co.	63	Nelson Manufacturing Co.	220	Wolman Preservative Dept.	15-205
Fiske, J. W. Architectural Metals, Inc.	212	Nudor Manufacturing Corp.	3	Youngstown Kitchens	219
Flynn, Michael Mfg. Co.	61	Nutone, Inc.	2nd Cover	Zeigler-Harris & Co.	36
Follansbee Steel Corporation	41	Pratt & Lambert, Inc.	23		
		Precision Parts Corp.	222		

NEW YORK—H. Judd Payne, Publishing Director; Robert F. Marshall, General Manager; Tom Tredwell, Advertising Mgr.; Blake Hughes, Promotion and Research Mgr.; Richard C. Crabtree, Sales Service Mgr.; Benton B. Orwig, Director of New Business Development; M. A. Murphy, Advertising Production Mgr.; Harry M. Horn, Jr.; James E. Boddorf, Michael J. Davin, 119 W. 40 St.; BOSTON—Harry M. Horn, Jr., 855 Park Square Bldg.; BUFFALO—Benton B. Orwig, 70 Niagara St., CHICAGO—Claude B. Riemersma, Regional Sales Mgr.; Robert T. Franden, David K. Bortz, James A. Anderson, Charles L. Reed, Jr., 700 Merchandise Mart; CLEVELAND—John C. Jackson, Regional Sales Mgr.; Joseph F. Palmer, Louis F. Kutscher, 321 Hanna Bldg.; LOS ANGELES—Bob Wettstein, 672 South Lafayette Park Place; MIAMI—Benton B. Orwig, 802 N. W. First St.; PHILADELPHIA—Tom Tredwell, James E. Boddorf, 1321 Arch St.; PORTLAND—Bob Wettstein, 921 S. Washington St.; ST. LOUIS—Claude B. Riemersma, John I. Howell, 721 Olive St.; SAN FRANCISCO—Bob Wettstein, Howard Bldg., 209 Post St.



Mr. Billman points to the kitchen telephone outlet in one of his new Wilshire Park homes in Minneapolis.

“Concealed telephone wiring tells people that your homes are better planned”

— says Rodney W. Billman, Builder, of Minneapolis, Minnesota

“Not only are prospects looking for the big things about your house,” says Mr. Billman, “the layout of the rooms, the way it faces the street, but they’re looking for little things, too.

“Now, concealed telephone wiring is a little thing, perhaps. But if a prospect turns your house down because it doesn’t have a desirable, modern feature like concealed telephone wiring — well, a little thing suddenly becomes a big thing. Big enough to lose a sale.

“Concealed telephone wiring means convenience. And neat, attractive installations. It tells people that your homes are better planned. We put it in every house we build, and our salesmen show the outlets to every prospect.”

* * *

Your local Bell Telephone business office will be glad to help you with concealed wiring plans. For details on home telephone wiring, see Sweet’s Light Construction File, 8i/Be. For commercial installations, Sweet’s Architectural File, 32a/Be.

BELL TELEPHONE SYSTEM



REFERENCE READING

Dodge Cork Tile Catalog

Illustrates and gives design data, specifications, installation procedures and maintenance information for Dodge *Vinyl-Cork*, *SG* cork and *Standard* cork tile. Basic data on cork wall materials—brick, tile and *Panelcork*—is also included. *Dodge Cork Co., Inc., Lancaster, Pa.*

Aluminum Gliding Glass Doors

Describes, and gives types, size and specifications for *Fenestra Continental* aluminum gliding glass doors. Construction and installation details are included. 8 pp. *Fenestra Inc., 2250 East Grand Blvd., Detroit 11, Mich.*

Plastic Frame Window Units (A.I.A. 16-L)

Illustrates and describes features of available models in the *Plyco* line of plastic frame window units; gives installation details and instructions, and specifications. 16 pp. *Plyco Corp., Elkhart-Lake, Wisc.*

Markwa Thin Marble Tile

Presents brief data on *Markwa* half-inch marble tile, along with four-color illustrations of the various marble types available. 8 pp. *Vermont Marble Co., Proctor, Vermont*

Sonoco Fibre Duct

... for *Warm Air Slab Floor Perimeter Heating Systems* (A.I.A. 30-B-2) Covers *Sonoairduct* lightweight fibre duct for perimeter heating and combination heating and cooling systems, with installation photographs and details. 4 pp. *Sonoco Products Co., Construction Products Div., Hartsville, S. C.*

Simpson Redwood for the Home

Full-color photographs and brief descriptions offer new ideas on using redwood for residential interiors, exteriors and gardens. 8 pp. *Simpson Redwood Co., Arcata, California.*

What's Cooking in Kitchens?

Tips on kitchen planning and a full description of the *Geneva* line of steel kitchen equipment are supplemented by four-color photographs of attractive contemporary kitchens. 20 pp. *Geneva Modern Kitchens, Geneva, Ill.*

Multi-Purpose Wood Window Units (A.I.A. 16-L)

Gives complete selection and specification data, and construction details, for *Qualitybilt* 4-way windows. 16 pp. *Farley & Loetscher Mfg. Co., Dubuque, Iowa*

Translucent Structural Panels

Detailed information on *Corrulux* shatterproof translucent panels includes properties, selection and specification data, and installation recommendations and details. 8 pp. *Corrulux Div., L-O-F Glass Fibers Co., P.O. Box 20026, Houston 25, Tex.*

Consoweld Data and Specifications File (A.I.A. 35-6-12)

Presents characteristics and specifications, and installation details for *Consoweld* decorative laminated plastic. 16 pp. *Consoweld Corp., Wisconsin Rapids, Wis.*

In-Sink-Erator Garbage Disposers (A.I.A. 29-H-61)

Describes and illustrates models in the *In-Sink-Erator* line of garbage disposers, with rough-in dimensions and specifications. 12 pp. *In-Sink-Erator Mfg. Co., Racine, Wisc.*

for originality
in a
\$22,000 home
...Stylon
ceramic tile

This is a \$22,000 house right outside Miami, Florida. Its owners, retired business people, wanted a home that was simple yet unique.

The room you see here sweeps from a southern exposure on the right (the entrance) to a garden beyond an adjoining sitting room on the left. The kitchen is in the background. It is unique. It is simple. It is easy to keep up. And it is simply beautiful.

Young, brilliant architect Alfred Browning Parker designed this wall-less sweep and chose *Stylon* unglazed natural clay floor tile for the floor covering. He also used it on the counter tops and for a backsplash in the adjoining kitchen. The dark inserts are outlines of the home's floor plan in *Stylon's* natural clays. Different? Certainly. Inexpensive? It had to be.

Stylon has a complete line of modern ceramic tile for floors and walls. Glazed and unglazed, *Crystal-Glazed*, and its own exclusive *Magna-Tile*, a 12" x 16" frostproof covering which provides new design possibilities and greater freedom from maintenance than ever before.

For the complete story on *Stylon's* versatile line, write us direct or use the coupon below.

Stylon Corporation • Plants in Milford, Massachusetts, and Florence, Alabama
Member: *Tile Council of America, Inc.* • *The Producers' Council, Inc.*

Stylon CERAMIC
TILE

Stylon Corporation, 24 Summer Street, Milford, Massachusetts

Please send: Full-color catalog of *Stylon Ceramic Tile*, including colors, sizes, shapes, and new features.

Information on the new frostproof wall and floor tiles in sizes up to 12" x 16".

Information on Design Service.

Catalog of new ideas in tile floor patterns.

Name and Title.....

Firm Name..... Street.....

City..... Zone..... State.....