

Month after Month— OZALID materials are UNIFORM!

SHIPMENT AFTER SHIPMENT, month after month, Ozalid materials are in balance!




They are constant in printing speed, in reprint speed, in image color and image density, and in dozens of other characteristics which give peak efficiency to an Ozalid operation.


This uniformity means that the

Ozalid operator's time is spent in feeding material into the machine, rather than testing, retesting... then starting all over!... to learn the differing characteristics of each new package of sensitized material.

In addition, Ozalid materials show scrupulously maintained *superiority*. Scientific tests on every batch of Ozalid



materials assure an ideal balance of physical strength, higher resistance to fading, covering power, and *keeping qualities* unmatched by any other diazo-sensitized materials.



Ozalid's continuous laboratory control comes free with every package of Ozalid materials! And—Ozalid's nationwide technical organization is ready to help you in any part of the country.

NOTE TO NON-USERS OF OZALID:

Do you know the story of America's Simplest Business System? Ozalid duplicates anything drawn, typed, or written in as little as 25 seconds! Ask for **FREE** booklet outlining the many ways in which Ozalid can save you time and dollars. Consult your classified directory or write to...

OZALID Johnson City, N. Y. Dept. 51
A Division of General Aniline & Film Corp.
"From Research to Reality"



DON'T COPY!...USE OZALID!

A NEW HIGH IN HEALTH.

BOB GUNTHORPE Photo



GEORGE P. TURNER, Architect

DANIEL CONSTRUCTION CO., Contractor

In construction products **CECO ENGINEERING**

A NEW LOW IN COST

WITH CECO CONCRETE JOIST CONSTRUCTION

Here is Alabama's new Public Health Building, the first in the United States to be completed under the Hill-Burton Hospital and Health Center Act and the United States Public Health service.

Here, too, as in other buildings where strength and durability are not to be sacrificed, Ceco concrete joist construction plays an important role. The result is a rigid, strong, sound-proof building—fire resistive. Yet, actual construction costs were low!

Yes, concrete joist construction costs are low, because the use of Meyer steelforms reduces the amount of concrete needed for any span or live load. And since Meyer steelforms can be moved from job to job—floor to floor—they can be used time and time again for just a nominal rental charge. Construction is speeded up . . . costs are driven down.

CECO FIRST IN THE FIELD . . .

Ceco originated the removable steelform method of concrete joist construction. The company is first in the field—actually providing more service than all competitors combined. So, for concrete joist construction, call on Ceco—the leader over all.


CECO STEEL PRODUCTS CORPORATION

GENERAL OFFICES: 5601 West 26th Street, Chicago 50, Illinois


Offices, warehouses and fabricating plants in principal cities

**CECO
STEEL**®


makes the big difference



Here is illustrated Meyer steelforms completely erected on open wood centering, ready for placement of reinforcing steel and concrete.




In this photograph, the reinforcing bars are installed as detailed by Ceco, in proper relation to the erected steelforms to provide a rigid construction.





Above the welded wire fabric has been placed in correct position and the pouring of concrete for the reinforced joists and top slab has commenced.

Partial List of Ceco Products

METAL RESIDENCE CASEMENTS • INDUSTRIAL WINDOWS AND DOORS • METAL FRAME SCREENS
ALUMINUM FRAME STORM WINDOWS • ALUMINUM COMBINATION STORM WINDOW AND SCREEN UNITS • METAL LATH AND ACCESSORIES • STEELFORMS • REINFORCING BARS • STEEL JOISTS AND ROOF DECK • HIGHWAY PRODUCTS



STILLWATER SANITARIUM—
Addition to the Iddings Building—
Montgomery County, Ohio
RIAL T. PARRISH, Architect and Engineer
HUFFMAN-WOLFE CO.
Plumbing and Heating Contractors



To Minimize Maintenance—

Hot and Cold Water Lines
Waste and Vent Lines under 2"
Heating Supply and Return Lines
all

BYERS WROUGHT IRON PIPE

The four-story addition to the Iddings Building (110-Bed Hospital) recently completed at the Stillwater Sanitarium was the final step in a three-stage program launched some time ago. With the aim of minimizing maintenance, Byers Wrought Iron pipe was extensively utilized in a variety of corrosive applications. In addition to the plumbing and heating services in the new building, wrought iron pipe had been used for hot and cold water lines; pipe and fittings for the water softening installation; and underground steam distribution lines, in other phases of the project.

In institutions of this type, every dollar of maintenance is a dead load on the operating budget, and the only truly economical material is the one that will serve the longest. Wrought iron has definitely established its superior service qualities in hundreds of installa-

tions. Surveys in various sections have revealed case after case where wrought iron is still on the job after outlasting low-first-cost materials two—three—and even four to one.

There is a reason for the unusual durability of wrought iron . . . the unique character of the material. Tiny threads of glass-like silicate slag are distributed through the body of high-purity iron. When corrosion encounters a fiber, it's halted, and "detoured". Instead of the local pitting and rapid penetration that causes ordinary pipe to fail, wrought iron forces the

attack to spread uniformly over its entire surface. In addition, the fibers anchor initial protective scale, which shields the underlying metal.

If you have any piping installations in mind, you should find some helpful information in our bulletin, **WROUGHT IRON FOR PIPING SYSTEMS**. We will gladly send you a copy.

A. M. Byers Co., Pittsburgh, Pa. Established 1864. Boston, New York, Philadelphia, Washington, Atlanta, Chicago, St. Louis, Houston, Salt Lake City, Seattle, San Francisco. Export Division: New York, N. Y.

CORROSION COSTS YOU MORE THAN WROUGHT IRON

BYERS
GENUINE WROUGHT IRON
TUBULAR AND HOT ROLLED PRODUCTS
ELECTRIC FURNACE QUALITY ALLOY AND STAINLESS STEEL PRODUCTS

**ARCHITECTURAL
RECORD**




Copyright 1949 by F. W. DODGE CORPORATION, with all rights reserved • Publishing Director, Magazine Division, H. Judd Payne • **EDITORS:** Editor-in-Chief: Kenneth Kingsley Stowell, A.I.A.; Managing Editor, Emerson Goble; Senior Associate Editor, Douglas Haskell; Associate Editors, Robert E. Fischer, Florence A. van Wyck; Contributing Editor, Arthur McK. Stires; Western Editor, Elisabeth Kendall Thompson; Special Editorial Representative, Western Section, William C. Rodd; Associate in South America, Edmund J. Whiting, A.I.A.; Editorial Assistants, Jeanne Davern, Dorothy Jackson • **ART DEPARTMENT:** Myron S. Hall, 3rd, Director; Frances Torbert, Assistant; Sigman-Ward, Drafting • **CONSULTANTS:** Industry Relations Consultant, Thomas S. Holden; Statistical Consultant, Clyde Shute; Building Economics Consultant, Norbert Brown; Field Research Consultant, Clifford Dannels, Jr.

Architectural Record (combined with American Architect and Architecture) is published monthly by F. W. Dodge Corporation, 10 Ferry St., Concord, N. H., with Editorial and Executive Offices at 119 West 40th Street, New York, N. Y. Western Editorial Office, 2813 Channing Way, Berkeley, Calif. Thomas S. Holden, Pres.; Howard J. Barringer, Vice-Pres. and Treas.; Irving W. Hadsell, Vice-Pres.; Chauncey L. Williams, Vice-Pres.; Sanford D. Stockton, Jr., Secy.; Walter F. De Saix, Asst. Treas.; Edwin H. Freed, Asst. Treas. Member Audit Bureau of Circulation and Associated Business Papers, Inc. Architectural Record is indexed in Reader's Guide, Art Index, Industrial Arts Index and Engineering Index. Subscription rates: United States and Possessions, Canada, Cuba, Mexico, Central and South America, and Spain, \$4.50 the year, \$7.50 for two years, \$9 for three years; elsewhere, \$6.50 the year, \$11.50 for two years, \$15 for three years. Single copy, \$1. Circulation Manager: Marshall T. Ginn. Every effort will be made to return material submitted for possible publication (if accompanied by stamped, addressed envelope), but the editors and the corporation will not be responsible for loss or damage. Other Dodge Services: Real Estate Record & Builders' Guide, Sweet's Files, Home Owners' Catalogs, Dodge Reports & Dodge Statistical Research Service.

WE BELIEVE	85
An Editorial . . . by Kenneth K. Stowell	
THE EIGHTY-FIRST CONVENTION OF THE A.I.A.	86
Houston, Texas	
IS THERE A BAY REGION STYLE?	92
By William Wilson Wurster, Albert Henry Hill, John Ekin Dinwiddie, Gardner A. Dailey, Frederick L. Langhorst, Joseph Francis McCarthy, Robert Royston, Edward Williams, Francis Violich	
A HOUSE WITH TWO WINGS AND RARE PRIVACY	98
Residence of Mr. and Mrs. Marshall Hale, Jr., Burlingame, Calif. Clarence W. W. Mayhew, Architect	
"MANHATTAN HOUSE" REPLACES OLD CARBARNs	106
By Mayer & Whittlesey — Skidmore, Owings & Merrill, Associated Architects	
BUILDING TYPES STUDY NO. 149 . . . HOSPITALS	108
TOMORROW'S HOSPITALS	109
By Carl A. Erikson, F.A.I.A.	
HOSPITAL PLANNING — STUDY IN INGENUITY	113
Early Hospitals in Federally Aided Program Show Wide Range of Ideas	
PHYSICAL THERAPY SUITES	122
Federal Security Agency, Public Health Service	
PSYCHIATRIC FACILITIES FOR THE GENERAL HOSPITAL	128
By Paul Haun, M.D.	
PROJECTS	
Community Memorial Hospital, Tracy, Calif. Fred L. Schwartz and William G. Hyberg, Architects	118
Nowata Hospital, Nowata, Okla. Black and West, Architects; Collins & Gould, Mechanical-Engineers	120
Bristol Memorial Hospital, Bristol, Tenn.-Va. Dent & Aydelott, Architects	124
Roosevelt Medical Center, Guatemala, C. A. Edmund J. Whiting, Architect-in-Charge	130
ARCHITECTURAL ENGINEERING Technical News and Research	140
HEAT PUMP UNDER TEST IN FIVE HOUSES	140
By Philip Sporn and E. R. Ambrose	
FUNCTIONAL COLOR IN HOSPITALS	145
By Faber Birren, Color Consultant	
TIME-SAVER STANDARDS	147
Cabinet Work Details	
PRODUCTS for Better Building	148
MANUFACTURERS' LITERATURE	150
THE RECORD REPORTS News from the Field	7
MARCEL BREUER'S "HOUSE IN THE MUSEUM GARDEN" OPEN TO THE PUBLIC	10
CONSTRUCTION COST INDEXES	26
REQUIRED READING	28
MUSEUM SHOWS LARGE MODEL OF WRIGHT'S THEATER	156
NEWS FROM CANADA By John Caulfield Smith	172
EMPLOYMENT OPPORTUNITIES	244
INDEX TO ADVERTISEMENTS	256

Fine Flush Valves for Fine Buildings

For complete information on
Watrous Flush Valves see our
Catalog in Sweet's.



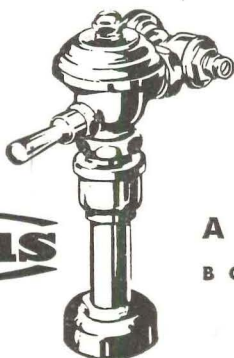
MERCANTILE BANK BUILDING

Dallas, Texas, one of the many
fine buildings equipped with
Watrous Flush Valves.

W. W. AHLSCHLAGER
Architect

C. WALLACE & SONS
Plumbing Contractor

Watrous



ADJUSTABLE FLUSH VALVES
BOTH DIAPHRAGM AND PISTON TYPES

THE IMPERIAL BRASS MANUFACTURING COMPANY
1240 W. Harrison Street, Chicago 7, Illinois

THE RECORD REPORTS

FWA Argues For Renewal of Advance Planning Program; Segments of Building Industry Urge Modular Housing; VA Cutback Scrutinized

Receding price and cost levels bolster the Federal Works Agency argument for renewal of the advance planning program. This is the scheme whereby the federal government loans interest-free money to states and local communities to finance preparation of plans and specifications for all sorts of public works projects except housing.

When the program was booming under the administration of the Bureau of Community Facilities before its expiration on June 30, 1947, architects and engineers were called upon to do the advance planning for projects estimated to cost billions of dollars. Despite the urgings of the FWA, Congress let the program die out in midsummer of 1947, and while repeated attempts have been made to renew the Washington fountain-head of loaned planning funds, Congress could not be persuaded to act.

The long-standing argument put forward by proponents of the plan basically is founded on the conviction that this country needs a large backlog of construction projects planned and ready to go in event of increasing unemployment — projects of the public works type which involve fairly large-scale operations and would require many workers.

When building was booming along at its postwar peak, this proposition found a cool reception in high places. Those called upon to put the advance planning program back to work to build up a substantial shelf of ready-to-go construction asked why — why — why reinstate this Bureau of Community Facilities operation when the prospects of economic recession appear to be so remote, why tie up government funds (when they wouldn't bear interest) just in anticipation of a will-o'-the-wisp?

Picture Has Changed Now

The changing economic picture today, however, lends greater credence to the "pro" arguments merely by virtue of focusing more attention upon them. The needs for public works construction are no less now than they were last fall; in fact, they have increased and this is not denied.

FWA Administrator Philip B. Flem-

ing has brought the advance planning question to the fore once again with this recent statement which is now viewed in a new light: "If private construction should falter in the months ahead, we are in no position to bridge the gap by expanding our program of state and local public works. The projects are not ready." It is felt in Washington that Gen. Fleming, if anyone, should be able to appraise the situation accurately. He has been in government (and near the top level) long enough to observe needs balanced against trends in the changing national conditions and is not considered an alarmist.

Just how much of a shelf of these planned public works is there at present? What quantity of design work has been completed placing projects in a position to go forward when those responsible believe the time has come for dusting off the plans? Answers to these questions cannot be too definite. The only known factor is the number of jobs prepared under the new defunct program and the number of these still in the "plans pre-


pared" stage. Unknown is the volume of works blueprinted locally without federal assistance and shelved.

FWA's Office of Economic Research, carefully pointing out that no new advances have been made by the Bureau for planning purposes since June 30, 1947, says that 6969 projects with an estimated construction cost of \$2.5 billion consumed \$55.7 million in planning advances. That is not the picture today, however. As of December 31, 1948 (latest date for which figures were given), plans for 4876 projects with an estimated total cost of \$1.5 billion had been completed. This involved advance planning funds of \$27.7 million. But for a true analysis of the situation at the turn of the year repayments on started projects must be considered. These repayments have amounted to \$5.5 million of planning funds for blueprinted construction on which work estimated to cost \$337 million has been begun.

Significantly, the governments at lower levels had applied for planning money to cover 2272 additional projects when the program expired. Cost of this work was said to approximate \$1 billion and would have involved planning money in the amount of \$31.5 million. But these applications had to be "deferred" when the stop light was put on the BCF program by Congress.

In the construction category alone, exclusive of land and right-of-way,


(Continued on page 12)




"You'll be glad to know we've finally achieved one-man installation — Now there's just a little matter of stand-by pay for the local building unions."

—Drawn for the RECORD by Alan Dunn

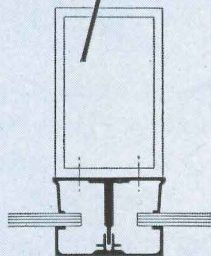
A modern store front is a
CHALLENGE
to creative designing



*Sandusky's Home Furnishings Store,
Blackman and Strader, Architects, Danville, Ill.*



¼ size detail
of stock division
bar, used horizontally
in above store front.



¼ size detail of stock
division bar, used verti-
cally with aluminum
tubular reinforcement.



Zourite, the modern aluminum facing material. Available in
green, brown, or black porcelain enamel, and in alumilite.

**You can meet
this challenge with
Kawneer Metals—
they offer custom-styling
in stock shapes**


Kawneer Stock Store Front Metals possess the handsome appearance and striking individuality of custom-made shapes—yet they bring important cost-reductions to you and your clients. Kawneer Stock Metals cost far less than specially-made assemblies—they reduce the cost of drafting and detailing—and they eliminate costly delays.

Kawneer metals are styled and engineered to the highest standards of modern architecture. They also bring you new flexibility in designing, because many shapes are interchangeable and many serve multiple uses.

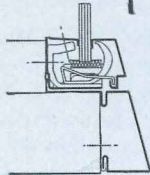
Pictured here are only a few of the Kawneer Stock Metals. Write for construction details. 203 North Front Street, Niles, Mich., 2503 8th St., Berkeley, Cal., or 817 East Third St., Lexington, Ky.

THE
Kawneer
COMPANY

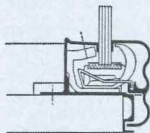
Store Front Metals • Modern Entrances
Facing Materials • Aluminum Louvered Ceilings
Aluminum Roll-Type Awnings




Bostonian Shoe Store, Chicago,
Morris Lapidus, Architect, New York City.



1/4 size detail
of stock glazing
sash above.



One of the many
other stock sashes.

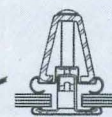


Stock bulkhead
assembly used in
above store front.


Two other stock
bulkhead faces
which are also
available.



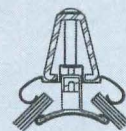
chi Furniture Co.,
sbury, North Carolina.



1/4 size detail of
stock division
bar used at left.



Stock corner bar—
angles from 90° to
120°, 120° to 165°




Stock reverse
corner bar.

Stiffeners shown
here are Medium.
Also available—
Light, Heavy,
Heavy X stiffeners.



Stock flush-glazing sash
eliminates projecting metal.



Seen from the Museum, the House in the Garden contrasts strangely with the erstwhile stylish homes across the street. The living room (below) is spacious and colorful

terfly" roof which eliminates the need for circumferential gutters and drains. A single drain passes from the roof down through the center of the house where the inside heating prevents winter freezing.

Cypress tongue-and-groove vertical boarding is used both on the exterior and on the ceiling of the living room and some walls of the bedrooms. The natural wood of the interior is coordinated in color with the furniture and draperies. Flooring in most rooms is flagstone, intended for radiant heating installation. The stair and balcony railing is of heavy rope, held in place by stainless steel thin wire cables.

Mr. Breuer himself has designed much of the furniture used in the exhibition house: a radio-television-phonograph in two units, one of which is a coffee table and book rack containing the switches and controls; tables in various sizes, each molded entirely of a single piece of plywood; a new line of chairs made of cut-out plywood with cane seat and back. Other furniture, selected by Mr. Breuer, is by Eero Saarinen and Charles Eames.

Draperies are Chinese silk shantung throughout — natural color in the living room, screen-printed in a broad stripe pattern of brown and blue on natural ground in the playroom. An abstract relief over the stairway in the living room was created by Jean Arp especially for the exhibition.

The brochure issued by the Museum in connection with the exhibit reports that Mr. Breuer has received fixed bids for the construction of four variations of the house from a company prepared to build it in Connecticut, New Jersey and southern New York. The prices quoted range downward from \$27,475 for a three-bedroom model similar to that in the Museum Garden to \$19,975 for a two-bedroom model with wall, ceiling and floor finishes of alternate materials.

THE "House in the Museum Garden," designed by Marcel Breuer for the Museum of Modern Art, New York City, was opened to an expectant public on April 14. Situated in the Sculpture Garden behind the Museum, the house will remain on exhibition through October 30.

As already reported in the *ARCHITECTURAL RECORD* (Feb., 1949, p. 24), the house is intended for the commuter, and designed for building in two stages. In the first stage the plan would be that shown below, except that the garage would not be included; later on the garage would be added, with an additional bedroom, bath and sun deck above it. The exhibition model is the completed, three-bedroom version.

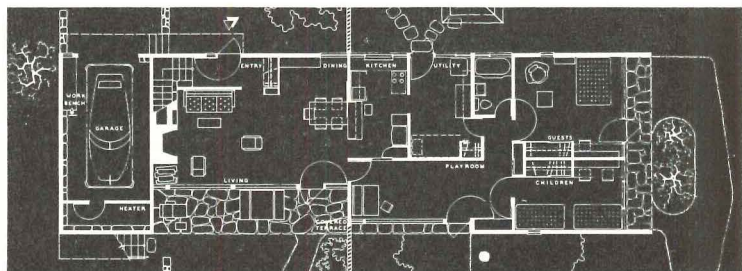
As the photos and plan show, the house is long and narrow, with a "but-

MARCEL BREUER'S

"HOUSE IN MUSEUM GARDEN"


OPEN TO THE PUBLIC

Photo by Ezra Stoller: Pictor



ANNOUNCING...THE **NEW**

Double Duty **INSULITE** **TILEBOARD and PLANK**



WITH THE **NEW**
INSULITE **CLIP**

Here's a bright new interior finish that will give any room modern beauty and added insulation. The textured surface adds richness to its soft colors of buff and oyster white.

The new INSULITE Tileboard and Plank is not only decorative, but practical and durable. It is highly resistant to scuffing and rubbing... is easy to clean... easy to paint.

NEW IMPROVED METHOD OF APPLICATION

The ingenious new INSULITE Clip helps to assure an easy, accurate and economical application. The joint and Clip are designed so that their use results in a more uniformly level surface. Long nailing slot accommodates a practical variation in the position of the nailing member... and makes nailing easier and faster.

APPLIED JOB STAYS RIGID AND LEVEL

The new deep tongue and groove joints plus the rigid strength of the Clip adds years to the appearance of the finished job. Its close, tight interlocking joint stays trim and neat.



MANY USES — MANY VARIATIONS

Ideal for restaurants, taverns, lounges, stores, display rooms, and attic and basement recreation rooms. **IMMEDIATELY AVAILABLE.** Planks: 8", 10", 12", 16" widths and 8', 10' and 12' lengths. Tile: 16" x 16", 16" x 32", 12" x 12" and 12" x 24".

Refer to Sweet's File,
Architectural Section 10a/9


Double Duty

✓ **BUILDS** ✓ **INSULATES**

INSULITE DIVISION
PAPER

MINNESOTA & ONTARIO
COMPANY

MINNEAPOLIS 2, MINNESOTA



®

"Insulite" is a registered
trade mark, U.S. Pat. Off.

5-9

Architects Are Saying: PERMACLAD

- ... Brings New Beauty to Buildings
- ... Opens New Opportunities For Architectural Design



PERMACLAD
STAINLESS CLAD STEEL

Corrosion Resistant!
Easily Formed or Deep Drawn!
Low in Cost—High in Appeal

Architects, Designers and Builders who want glistening beauty and corrosion resistance at lower cost, specify Permaclad, Stainless Clad Steel. They know that with Permaclad you can design truly modern building facades, doorways, panels, interiors and shower stalls that look expensive, yet actually are comparatively low in cost. Best of all, with Permaclad they're good for the life of the building.

Reason: Permaclad (an entirely new and different product) combines the surface characteristics of Stainless Clad Steel with the easy forming qualities of mild steel. The stainless layer is usually 10% or 20% of the total thickness of the sheet but the percentage of cladding can be increased or decreased if required. It can be polished to a mirror-bright finish, it's easily formed or deep drawn, it's truly corrosion resistant and it's low in cost.

It will pay you to get complete information about Permaclad now. Write today or use the coupon below and we'll send you a free copy of our new 8-page folder. No obligation of course.



The Finer
The Finish • The
Finer The Product
For The Finest Finish
Use
PERMACLAD

PERMACLAD
STAINLESS CLAD STEEL

A Product of **ALAN WOOD STEEL COMPANY**
Dept. P20 Conshohocken, Pa.

Gentlemen: Please send me more information and a Free Copy of your 8-page Permaclad Folder.

Name _____ Title _____

Company _____

City _____ State _____

OTHER PRODUCTS: AW Super Grip, Abrasive Floor Plate • AW Super-Diamond Floor Plate • Billets • Plates • Sheets (Alloy and Special Grades).

THE RECORD REPORTS

(Continued from page 7)

equipment, plans, etc., the amount of work covered by all plans completed totals up to an estimated \$1,260,412,000. Repayments on \$286,543,000 worth of work leave \$973,869,000 as the amount of public works construction — non-federal in nature — that was planned and ready to go early this year.

The FWA researchers estimate that planning carried on by states and cities without federal assistance would add about \$600 million in public works projects to this shelf of "ready" construction. Also added into the overall sum is \$900 million of work represented in highway plans already prepared. All these sums put together represent the FWA guess that approximately \$2.5 billion is the total for all non-federal public works projects planned and ready to start.

And this falls far short of being a comfortable backlog, particularly in the face of present economic trends, say the public works officials. As Gen. Fleming stated: "The projects are not ready."

What would be a comfortable margin? How much planning would have to be on the shelf to assure the construction industry taking care of its own potentially unemployed in event of a real recession? Certainly much more than an amount not even equal to the going volume of work, they say.

Measuring the present shelf against accumulated needs leaves it woefully inadequate, or "pitifully small," as Gen. Fleming prefers to put it. Some of the more extreme estimates have placed this total need at \$100 billion, exclusive of strictly federal projects.


Here the Fleming statement bears repeating: "If private construction should falter in the months ahead, we are in no position to bridge the gap by expanding our program of state and local public works. The projects are not ready."

With a note of caution the Administrator added: "That statement is in no sense a forecast of future business trends. Nor does it suggest launching a large-scale program of public construction at this time. I do believe, however, that an adequate reserve, planned and ready, would be a powerful economic lever in time of need. Advance planning can provide that lever."

(Continued on page 14)



HOW THE LITTLE RED SCHOOLHOUSE HAS CHANGED!



Solarlite announces the first revolutionary lighting unit expressly for schools

80 PERCENT of our school learning is absorbed through our eyes.

Seeing is the biggest thing in education. That is why the SOLARLITE "DEAN" has been developed . . . to expressly provide at low cost and low maintenance the necessary quality and quantity of illumination to meet the best values recommended by ASPSL and NASC.

It takes advantage of the newest light source, the 5' 40 Watt Low Brightness Lamp with instant start to reach these desirable objectives. The "DEAN" is a semi-direct distribution type luminaire to be suspended—with some light to the ceiling but most of it down to give a high utilization. It is all metal (*no glass, no plastic and no louvers*), yet, adequately shielded to crosswise viewing of the lamp. Reflecting surfaces are finished in

synthetic-baked-white-enamel—other surfaces are in a neutral-silver-tone. Installation is quick, and the cleaning is reduced to the absolute minimum. It has an easily accessible *open bottom* and can be cleaned right from the floor with a vacuum brush.

Here is a quick summary of its advantages:

1. Quality of illumination
2. Quantity
3. Better distribution
4. Ruggedness—(*no glass, plastic or louvers*)
all metal
5. Reduced maintenance (*no starters required*)
6. Low price
7. Moderate installation cost

Good lighting is imperative today in our crowded school systems. That's why you will want our new folder, "How The Little Red Schoolhouse Has Changed." Write today.

SOLAR LIGHT MANUFACTURING CO.

1357 SOUTH JEFFERSON STREET, CHICAGO 7, ILL.



(Continued from page 12)

Congress Speeds Its Work

Finally over the Senate filibuster hump, Congress began enacting laws speedily in an effort to compensate for the lost time. Attention was given to emergency measures first and the building industry watched with some satisfaction as the renewal of rent controls for another 15 months was passed without bringing new construction under the regulations. In fact, the bill reaching President Truman's desk was more liberal in intent than its predecessor or the stronger measure that the Administration had asked for.

Whether or not it would result in construction of any more rental housing was problematical since the action of local bodies and state governors on the decontrol question could not be judged immediately. Rent control extension, however, saved the important federal aids to housing contained in Section 608, Title VI of the National Housing Act. This Federal Housing Administration home loan insurance program, applying to multiple rental units in the main, was extended 90 days beyond its March 31 deadline in the older rent control bill. This will give time for more deliberate consideration of this "life blood" legislation, the continued extension of which keeps the applications flowing on multiple rental housing units.

Much significance is placed in the fact that Congress now has formally recognized the downward trend in construction costs and prices. This was evidenced in House acceptance of the general 15 per cent reduction formula recommended by its committee on appropriations. This first showed up in the money bill covering Army's civil works program for the fiscal year beginning July 1. It was then carried over into the Interior appropriations bill, applicable to the extensive construction program of the Bureau of Reclamation.

In studying the question of how much money to recommend for Army Corps of Engineers civil works projects during the coming fiscal year, the Appropriations committee of the House probed diligently into the question of cost trends. It carefully reviewed indices of costs. In this work members became convinced that the cost "plateau" had been reached and that the downward turn had been taken.

(Continued on page 16)



DESIGN with WRIGHT RUBBER TILE

Your clients will be delighted when they first see the gleaming beauty of their floors of WRIGHT RUBBER TILE. You, at the same time, will be secure in the knowledge that here is another permanently enthusiastic client because no other floor offers as much in user satisfaction as WRIGHT RUBBER TILE.

CHECK THESE POINTS OF SUPERIORITY:
 DENSER, SMOOTHER, NON-POROUS, with a natural gloss that does not wear off.
 TWENTY CLEAR, FRESH COLORS that will never fade or change.

SUPERIOR MARBLEIZATION. Note the interesting, rhythmic patterns and absence of coarse streaks and spots.

RESISTS CHEMICALS . . . In tests, WRIGHT RUBBER TILE is unaffected by chemicals

that destroy other flooring materials.

GREATER RESILIENCE that reduces walking or standing fatigue, yet gives greater resistance to denting and scratching.

BURN-RESISTANT. Lighted matches and cigarettes burn down without marring the surface.

LOWEST NOISE LEVEL. WRIGHT RUBBER TILE is the quietest of comparable floor coverings—only 1/3 to 1/50 as noisy as other materials tested.

Think of the unlimited opportunities to create striking individualized floor designs when you use WRIGHT RUBBER TILE for every room in the house. You will be building for the future, too, because the beautiful floor and satisfied client will bring you business and prestige for years to come.

WRIGHTEX—Soft Surface WRIGHT RUBBER TILE for homes, hospitals, churches and other installations preferring extremely quiet floors. Available in 20 gay, bright, and soft toned colors.

WRIGHTFLOR—A harder surface WRIGHT RUBBER TILE for stores, restaurants, public buildings and other installations where extremely hard wear is encountered and low maintenance is important. Wide range of colors.

WRIGHT-ON-TOP—A flexible compression cove base that makes an ideal finishing touch for every floor installation. Scuff-proof, stain proof and waterproof. It is the most durable, most sanitary cove base.

Ask for free samples of Wrightex and Wrightflor, together with details on characteristics, standard tile sizes and shapes. A note on your letterhead will get prompt action.

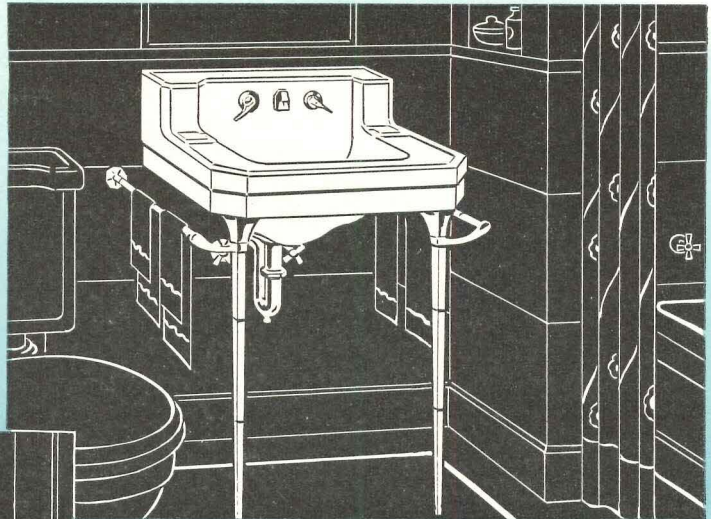
WRIGHT MANUFACTURING CO.
 P. O. Box 6567 Houston 5, Texas

WRIGHT RUBBER TILE

FLOORS OF DISTINCTION

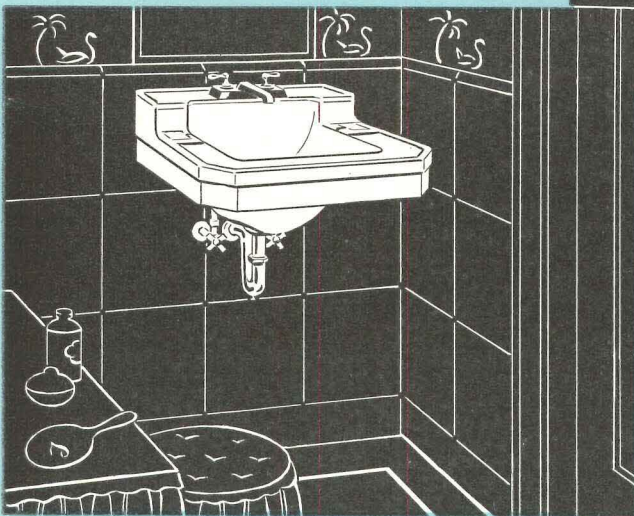
AI - 3AP

Richmond's
at home
in any home!



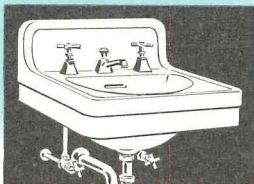
▲ **The BROMLEY**, smart and modern, adds beauty wherever it goes! A shelf-back, square bowl lavatory with front overflow and anti-splash rim—available with or without chrome-plated legs and towel bars. Ideal for either powder-room installations or master bathrooms. Plate #G-132.

▲ **The new RICHLEDGE**—only 19" x 17" overall—has all the big lavatory features. This compact wall-hung unit will fit into the smallest bathrooms as well as powder rooms. Small in size and low in price, the Richledge is perfect for the modern home. Chrome-plated legs and towel bars available. Plate #G-152. Richledge also obtainable in 18" x 15" size.



◀ **The Kingsbury**
Good-looking lavatory slab, shown here with center leg, features rectangular bowl, rear outlet, integral open overflow and anti-splash rim. Also available with chrome-plated legs and towel bars. Plate #G-110.

The Norman ▶
High-back, wall-hung lavatory, illustrated on right, is designed for all types of domestic or commercial installations. Has rectangular bowl plus rear outlet, open overflow and anti-splash rim. Plate #G-120.



Richmond Vitreous China Lavatories Versatile in Application— Enduring in Satisfaction

Shelf-back, high-back or slab; wall hung, legs or pedestal—Richmond builds them all. Homes, apartments, office or factory—Richmond designs for them all.

The long-lasting finish and smooth, modern lines of Richmond lavatories guarantee jobs you will be proud of—that will delight your customers.



Richmond's whiter-white enameled cast iron sinks are at home in any kitchen.

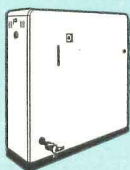


RICHMOND


RICHMOND RADIATOR CO.—AFFILIATE OF REYNOLDS METALS CO.



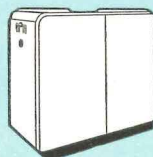
Vitreous China



Gas Boilers



Enameled Cast Iron Ware



Winter Air Conditioners
Gas—Cast iron or steel
Oil—Steel

See your wholesaler or MAIL COUPON TODAY

AR-5

Richmond Radiator Company
19 East 47th Street, New York 17, N. Y.

Please send me further information and details on Richmond Vitreous China Lavatories. No obligations, of course.

Name.....

Company.....

Address.....



SLIMLINE LAMPS and GUTH SLIMLINE TRUCOLITE*

OPEN A NEW ERA IN ARCHITECTURAL LIGHTING

Eight functional feet of lighting progress are at your disposal in this new **GUTH Slimline Trucolite***—the *only* Slimline fixture with downlight reflectors for maximum utilization of the new streamlined lamps. Now you can write into your specs all these advantages:

- ▶ Instant start at the flick of a switch • More and cooler light • Fewer and easier lamp replacements • Far less maintenance cost • Higher lighting levels with greater economy
- ▶ —plus the versatility of 2 or 4 **Slimline** lamps, eggcrate louvres or glass diffusers, flush or suspension mounting in units or continuous lines of light! For 200, 300 and 425 m.c. intensities.

• May we send you our new Bulletin 852-J with full details?

Guth



YOUR TEAMMATE
IN *precision-planned* LIGHTING

LIGHTING

THE EDWIN F. GUTH COMPANY / ST. LOUIS 3, MISSOURI

Leaders in Lighting since 1902

*©—U. S. Patent Nos.
122586, 2331774

821

THE RECORD REPORTS

(Continued from page 14)

Modular Coordination Again

Still seeking a way to build houses to sell for less money without sacrificing architectural and other standards, the various segments of the building industry are joining in the economy housing campaign which has been on for several months. The housing agencies of the
(Continued on page 20)

CONFERENCE AT ANN ARBOR


"Time for Change" was the theme of the Seventh Ann Arbor Conference held at the University of Michigan on April 1 and 2 under the auspices of the College of Architecture and Design, Wells I. Bennett, Dean. Malcolm R. Stirton was conference chairman.

Branson V. Gamber presided at the opening session on "Communities." J. Marshall Miller discussed "Trends and Experiences in Community Development"; Harold M. Mayer suggested "Types of Community Development—Areas of Needed Research"; and an address on "Community Design" by G. Holmes Perkins completed the formal program.

"Buildings" occupied the afternoon session of the first day, with Walter A. Taylor presiding. Speakers included Nathaniel A. Owings, "Trends in the Design of Large Buildings and Groups of Buildings"; Richard N. Jones, "The Industrial Approach to the Housing Problem"; and R. Buckminster Fuller, "Preview of Building."

"Contemporary Equipment in Relation to Architecture," "New Home Building Methods and Materials," and "Heating and Design Integration," considered by Harold Van Doren, Richard Pratt, and Douglas Haskell respectively, formed the basis for the third session, on "Equipment." Kenneth C. Welch was chairman.

Joseph Hudnut keyed the final session, on "Education," at which Mr. Stirton presided, with an address entitled "The Gate into the Desert." Speakers on the panel which followed were: Turpin C. Banister, "Some Current Problems in Architectural Education"; Robert A. Little, "Theory Taught and Practice Practiced"; and Matthew Nowicki, "Education at the School of Design at Raleigh."



SCHOOL BOARDS SAY *“Yes!”*
TO THESE FLEXIBLE INTERIORS

Rooms where and when you want them!—That’s what school authorities like about Johns-Manville Movable Transite* Walls

● With these asbestos-cement partitions, rooms can be enlarged, subdivided, or even relocated to meet ever-changing educational needs.

At the same time Transite Walls are more attractive, and so easy to clean they bring maintenance costs *way down*.

For school architects and school building authorities, Transite Movable Walls offer the ideal features needed to create that long-sought “proper environment for learning.” In many cases, Transite

Walls are combined with two other Johns-Manville materials to provide the *complete* school interior: noise-reducing Acoustical Ceilings, and resilient Decorative Floors of Asphalt Tile or plastic Terraflex units.



Write for the brochures describing these important steps forward in school design. They may help you on your next project.

Address Johns-Manville, Box 290, New York 16, N. Y.

*Transite is a registered Johns-Manville trade mark

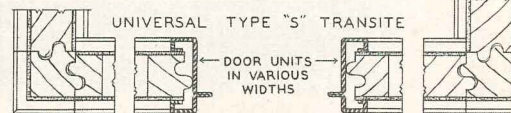


2 Types of Transite Walls

Shown above in process of erection is the **Universal** type of J-M Transite Wall. The finished wall consists of a sealed core faced on both sides with asbestos-cement sheets and is 1 3/4" in thickness. It is one of the easiest and most economical of all walls to erect and relocate.


A second type of Transite Wall is called **Imperial**. Here the asbestos-cement panels are hung on steel studs, forming a 4" double-faced partition.

Both types are fire-resistant, rotproof, hard-to-mar, easy to maintain, and highly resistant to shock and abuse.




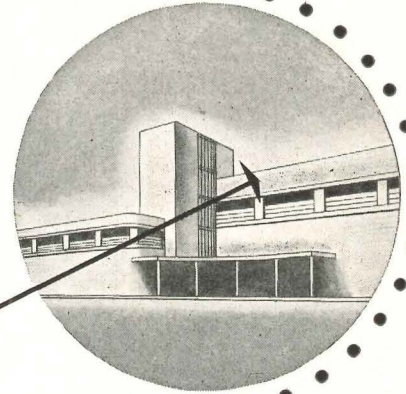
Johns-Manville Unit Construction

MOVABLE TRANSITE WALLS • DECORATIVE FLOORS • ACOUSTICAL CEILINGS



IS YOUR COOLING TOWER SHOWING?

***You can have your original
building design — and
MARLO COOLING TOWERS, TOO***



Designed to preserve the architectural contour of the building, Marlo Evaporative Condensers and Cooling Towers are installed below the cornice — or even indoors. They're not seen — neither are they heard . . . they're quiet.

Marlo units not only save the skyline — they save 95% of the normal water demand, too. And the asphalt coating over heavy-galvanized panels and scrolls is an added insurance against corrosion. Bronze handles and hardware are typical of the enduring quality that makes Marlo units outstanding.


Send for data on Marlo Evaporative Condensers and Cooling Towers

MARLO-HEAT
Since 1925 **TRANSFER**

Marlo COIL CO. • 6135 Manchester Rd. • St. Louis 10, Mo.

This message will also appear in a broad list of publications that are read by the men you seek to influence . . . your prospective clients

Typical installation of BullDog "Lo-X" feeder type and "Plug-In" type BUStrihution Duct. BullDog manufactures Vacu-Break Safety Switches • SafToFuse Panelboards • Superba and Rocker Type Lighting Panels • Switchboards • Circuit Master Breakers • "Lo-X" Feeder BUStrihution Duct • "Plug-In" BUStrihution Duct • Universal Trol-E-Duct for flexible lighting • Industrial Trol-E-Duct for portable tools, cranes, hoists.



Power with a foolproof future

CAN you foresee the many changes which may come to your plant in the next five or ten years?

Naturally not! But when it comes to electrical power distribution, BullDog BUStrihution systems offer flexibility to meet any change the future holds.

Take machine layout changes: With BullDog "Plug-In" BUStrihution Duct, moving machinery is like moving household appliances—simply unplug machine from duct, move, and plug in at new location.

If necessary, your entire BUStrihution system can be easily and quickly dismantled, moved, and set up . . . without scrapping a nut or bolt—it's flexible and salvable.

BullDog "Lo-X" BUStrihution Duct, for secondary feeders, is prefabricated to exact performance standards. Ventilated construction and paired-phase arrangement of silvered-copper bus bars reduces temperature rise, assures high current-carrying capacity and reduces reactive voltage drop. BUStrihution Duct is sturdily built for years of finest service.

Your local BullDog Field Engineer will be glad to

show you a BullDog BUStrihution system in your own neighborhood. Let him look over your requirements and answer your questions.

BullDog Field Engineers welcome the opportunity to sit in with you during the early planning stages of a building project. Their knowledge of electrical distribution layout can mean savings in installation costs, as well as efficiency and reliability in actual operation. Why not take advantage of this service?

BULLDOG ELECTRIC PRODUCTS COMPANY


DETROIT 32, MICHIGAN • FIELD OFFICES IN ALL PRINCIPAL CITIES

IN CANADA: BULLDOG ELECTRIC PRODUCTS OF CANADA, LTD., TORONTO




BULLDOG

HEADQUARTERS FOR ELECTRICAL DISTRIBUTION



Section of "Lo-X" BUStrihution Feeder Duct, used for main secondary power feed. "Lo-X" Duct is prefabricated in ten-foot lengths, in capacities from 600 Amps. to 4000 Amps., 600 Volts or less. Close spacing and paired-phase arrangement of bus bars reduces reactive voltage drop.



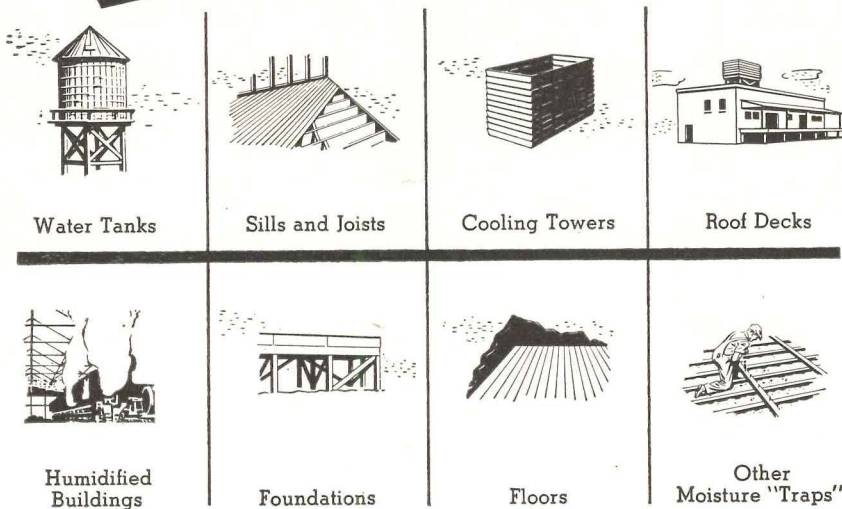
Section of "Plug-In" Duct, showing Vacu-Break Bus Plug for tap-off purposes. Crescent-shaped openings make it impossible to insert plugs incorrectly. Each ten-foot section of "Plug-In" Duct has ten such openings. Capacities: 200 Amps. to 1350 Amps., 600 Volts or less.

(Continued from page 16)

Where Wood Needs Protection from DECAY and TERMITES

WOLMANIZED
PRESSURE
TREATED LUMBER

... lasts 3 to 5 times longer



Here are six common conditions where **WOLMANIZED Pressure-Treated Lumber** provides protection from decay and termites:

1. Where excessive ground moisture, rain or thaws cause early decay failures.
2. Where wood near the ground is open to termite attacks.
3. Where wood is in contact with damp concrete or masonry.
4. Where steam and vapor from industrial processes promote wood decay.
5. Where walls, floors, ceilings are subject to condensation from refrigeration.
6. Where wood is exposed to moisture in artificially humidified buildings.

Investigations by qualified technologists prove that on installations where decay and termites ordinarily shorten lumber life, **WOLMANIZED Pressure-Treated Lumber** lasts *Three to Five Times Longer* than untreated wood.

Such lasting protection is assured because penetrating, preservative solutions are forced, by vacuum-pressure treatment, deeply into the wood fibers of **WOLMANIZED Lumber**. And, **WOLMANIZED Lumber** is clean, odorless, paintable, non-corrosive, non-leaching and glueable. Only **WOLMANIZED Lumber** offers *all* these extra advantages.

FIND OUT HOW WOLMANIZED LUMBER GIVES YOUR CLIENTS EXTRA VALUE

This informative booklet tells you all the facts about **WOLMANIZED Lumber**, and how it saves time and money for your clients. Be sure to have a copy—write for yours today.



AMERICAN LUMBER & TREATING COMPANY

General Offices: 332 South Michigan Avenue, Chicago 4, Illinois

Branch Offices: Baltimore, Boston, Jacksonville, Fla., Los Angeles, New York, Philadelphia
Portland, Ore., San Francisco, Washington, D. C.



federal government continue to push their countrywide meetings on the subject; and these sessions are said to be getting results, even if the progress toward construction of a lower cost home is slow.

The Producers' Council has joined the parade with its public announcement that it would emphasize modular coordination as an expeditious means of reaching the economy goal. The Council's president, James M. Ashley, calls upon all architects and builders to adopt the coordination principles on at least one new house or other building. Those in the industry who thoroughly understand modular design, said Mr. Ashley, are convinced it will result in substantial savings and reduce cost. Many designers already are planning buildings on the modular basis. When a number of these buildings have been completed and actual savings compared and averaged, the Council plans to cite authoritative figures on the economies effected—savings that will be even greater than is now generally expected, according to President Ashley. He has little doubt that the savings so demonstrated will be sufficiently substantial to warrant adoption of modular coordination on at least an experimental scale by everyone concerned with designing and putting up buildings.

The public is not allowed to forget that modular coordination as a building principle has been endorsed by the American Institute of Architects, the Housing and Home Finance Agency and other industry groups which have given it careful study. Look for still more attention to be given plan of building by "multiples of four" if Congress passes S. 1070, the comprehensive housing measure. At this writing, the bill had cleared the Senate Banking committee but had been delayed by the extended filibuster. The House Banking committee had not yet scheduled its hearings on housing bills but was expected to clear its measures within 10 days or so after these hearings do get started.

VA Hospital Cutback Studied

Senator Claude Pepper of Florida concluded his subcommittee hearings on President Truman's January order to reduce the Veterans Administration hospital construction program by 16,000 beds and promised he would try to get

(Continued on page 22)




THIS DISTINCTIVE DESIGN IDEA CUTS COSTS

Unusually attractive exterior treatment and lower cost achieved
with modern, reinforced concrete stucco. Durability insured
with the Keystone System of Stucco Application.

When you think of modern concrete stucco as a design element, you realize more and more how it enhances the beauty of modern, traditional or ranch-type homes. That's especially true when you use stucco in combination with other materials.

Then compare the cost of portland cement with equivalent siding materials. That shows you why the use of concrete stucco substantially reduces building costs.

And, when you employ the Keystone System of Stucco Application, you see why modern, reinforced concrete stucco is a durable siding



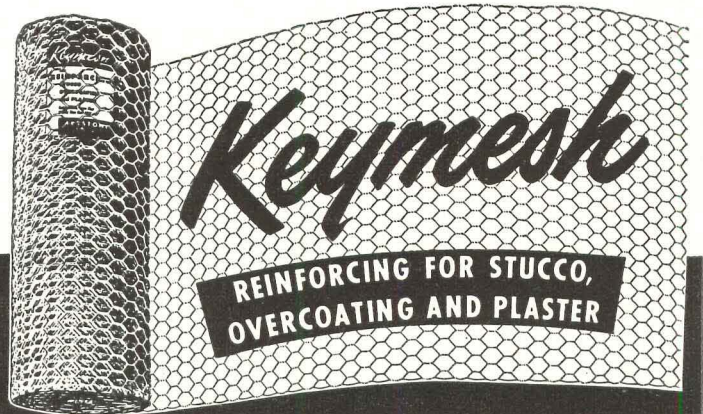
Get complete stucco specifications and all the facts about the Keystone System of Stucco Application. Simply write for your copy of "Specifications for Beautiful, Durable Stucco."

Keystone Steel & Wire Company
PEORIA 7, ILLINOIS

Manufacturers of Keymesh Reinforcing,
Welded Fabric, Tie Wire and Nails

for all climates. Every step in this system contributes to quality construction. The use of heavy-gauge, galvanized, cold-drawn steel Keymesh Reinforcing insures permanence. In the Keystone System, Keymesh is furred out $\frac{1}{4}$ " to $\frac{3}{8}$ " from the building felt—then deeply embedded in what becomes a strong, true, crack-resistant wall.

Now give your clients a pleasant surprise by designing with modern, reinforced stucco—for new homes and overcoating old homes. Be sure to specify Keymesh Reinforcing— $1\frac{1}{2}$ " hexagon mesh, 17-gauge steel wire, or 1" hexagon mesh, 18-gauge steel wire.



**Durable, Low-Cost Stucco
Calls for KEYMESH**

Seaporcel does it better-

*...and is better prepared than
ever to serve its customers...*

IN THE PORCELAIN ENAMEL ARCHITECTURAL FIELDS

- ① Because of the knowledge and skill acquired through 20 years of specialization in this field by trained, intelligent personnel.
- ② Unexcelled sheet metal and porcelain enameling facilities in a continuously expanding organization.
- ③ Architects' and designers' specifications rigidly adhered to.
- ④ Architectural porcelain enamel produced in any shape, quantity, texture, size, color or shade (only excepting the metallics).
- ⑤ Many stock dies for many shaped pieces.
- ⑥ National sales and service agents with capable erection crews in many sections of the country.
- ⑦ Competitive Prices • Superior Quality • Rapid Deliveries.
- ⑧ A management that is mindful of the help and cooperation of the customers we have served for so many years and whose consideration we hope to merit for many, many more years.

Write today for catalogue showing application and current jobs or send for a 12" x 12" sample of a shaped part in terra cotta finish.

SEAPORCEL METALS, INC.

Formerly Porcelain Metals, Inc.
28-02 Borden Ave., Long Island City 1, N. Y.
Complete A. F. of L.-Metal Fabricating
& Enameling Shop

Also manufactured on the West Coast
SEAPORCEL CORPORATION OF CALIFORNIA
Represented by McFarland Co., 1206 West 7th St., Long Beach 3, Calif.



*Reg. U.S. Pat. Off.

Seaporcel

Member Porcelain Enamel Institute, Inc.

The background illustration is a Seaporcel Architectural Shaped Part.

THE RECORD REPORTS

(Continued from page 20)

the cut restored. There was a great deal of confidence in Washington that he would be successful.

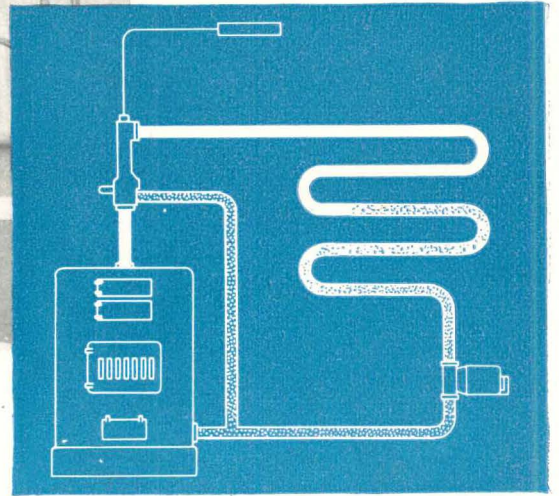

Getting right down to brass tacks, the Pepper hearings pinned responsibility for the curtailment decision on the Budget Bureau which freely admitted at the hearings that it had advised the action. VA outlined its own position as being that of an administrative agency carrying out the boss's orders. Administrator Gray testified that he had not known of the contemplated move, that he was told of the situation by his own office after the Presidential order had been decided upon.

Senator Pepper's detailed investigation brought out into the open a hail of protest from veterans' organizations as well as Congressional delegations claiming that the need for the 24 hospitals cut out of the program by the White House edict was no less now than ever and the staffing personnel could be supplied. Though any connection between the Hoover Commission reports and the Budget decision was denied, both had been based on the general argument that the construction program planned — and authorized by Congress — was far too large as to both need and availability of medical personnel. In short, it was argued by proponents of the cutback that if all programmed construction went forward, a condition of overbuilding would result and the number of beds now unoccupied because of personnel shortages would increase.

The Florida Senator said he would request President Truman to reverse the decision, to reinstate construction on the 38 hospitals affected — 24 were eliminated entirely and 14 others reduced. Should Mr. Truman refuse, Congressional action would be required.

Most recent developments support the belief Congress will override Mr. Truman. A House appropriations subcommittee led the way in this direction when it approved the restoration of \$237 million in contract authority the President had eliminated from his budget. The full committee was expected to go along with this action and there already was assurance from the chairman of the Senate appropriations committee (Senator McKellar of Tennessee) that he would support any reasonable request for funds for VA hospital construction.

(Continued on page 158)



*Simplicity
is Obvious*

IN PLANNING, SELLING AND INSTALLING

SARCOTHERM HOT WATER CONTROL

Sarcotherm has made great strides in the past five years, thanks largely to architects and heating men who have appreciated its simplicity, flexibility and low cost. The designer can figure on lower boiler temperatures, even comfort for all outside conditions, zone control, split systems, night set-back—all with the same simple three way valve that comes in a package called "Sarcotherm."




He can compete successfully on any hot water job including the large apartments where engineers sharpen pencils on the fuel costs as well as the first cost. He can help builders compete on homes, when price is involved, or when the owner wants evidence from other users that Sarcotherm is the ideal for comfort, in all seasons.



And finally, because each Sarcotherm job leads to others, the volume of business grows, and since servicing costs of this simple, reliable system are low, the profits go up.



Besides the catalog shown below, which is primarily for the user, Sarcotherm provides mail pieces, technical data and other material, imprinted as desired.



THERE IS A SARCOTHERM MAN NEAR YOU. WHY NOT CALL HIM UP NOW?

Sarcotherm

SARCOTHERM CONTROLS, INC. • Empire State Bldg. • NEW YORK 1, N. Y.



For modern beauty in durable hardwood

It's Bruce Block Floors!



The ideal floor over concrete

Bruce Block Floors are quickly installed over concrete by laying in mastic—without nails or splines. No clips, screeds or wood subfloor required.

Start with the durability, beauty, and long-time economy of hardwood floors. Then add smart, modern design. Doesn't that give you a perfect floor for apartments, homes, schools, offices, stores? That's exactly what you get in a Bruce Block Floor!

You also get a floor that's *most* practical from a construction standpoint. Bruce Blocks can be laid in mastic

directly over concrete. Installation is fast and economical. Where *pre-finished* Bruce Blocks are used, no sanding or finishing on the job is required. And you get the finest finish ever given a hardwood floor!

See our catalog in Sweet's Architectural or Builders Files. Or write E. L. Bruce Co., Memphis, Tenn., World's Largest Maker of Hardwood Floors.



Bruce Hardwood Floors

Prefinished and Unfinished

Bruce also makes Strip Flooring, Random-width Planks, Hardwood Moulding and Trim, Pine and Hardwood Lumber, Furniture Parts, Ceda'line Closet Lining, Terminix Ventilators, Everbond X Mastic, Terminix, Floor Finish and Maintenance Products.



The HICKS CHEVROLET Inc.
 122 NORTH YORK ROAD • TOWSON 4, MARYLAND

Gentlemen:
 We are very proud of the installation in our offices of M-P METLWAL.

Aside from being outstanding in appearance, we have in our METLWAL partitions a real value in that it is possible to move, enlarge or replace any of our present setup on a very economical basis; the maintenance on METLWAL partitioning is practically nil and it is simple to keep them clean for a long period of time rather than to be continuously redecorating.

Very truly yours,
 THE HICKS CHEVROLET, INC.


R. F. Hicks
 R. F. Hicks



Mr. R. F. Hicks, Pres.
 The Hicks Chevrolet Inc.,
 Towson 4, Maryland.



EXAMPLE: The Hicks Chevrolet Inc., * Towson, Maryland



* This is one of many recent automobile showroom installations.

Metlwal *Eye-appeal* puts more *Buy-appeal* in any business!

WHETHER it's shoes, shirts or sedans your clients are selling . . . *Metlwal* Partitions and Paneling provide a smart, good-looking sales setting that helps put customers in a buying mood! *Metlwals* alone combine rich beauty, easy maintenance and rapid installation. Factory-finished in distinctive wood grain reproductions, or baked enamel, they will not reflect harsh, metallic light . . . will not chip, crack, craze or rust.

Metlwals are installed easily and quickly by erection crews. All parts and panels can be cut to fit on the job. No need for plaster in new construction. No filler boards or patchwork. Only a few standard parts from

warehouse stock. And Martin-Parry's modern production facilities, in our huge Toledo plant, insure uniform, interchangeable panels . . . long-wearing installations that hold maintenance costs to a new low!

WRITE TODAY for your free copy of our latest catalog, A-5, containing

Metlwal specifications, drawings and installation photographs. See how *Metlwal* can help you plan beautiful interiors for offices, factories, sales rooms and institutions. Address: Martin-Parry Corporation, Toledo 1, Ohio.



69 Years of service

MARTIN-PARRY
MP
 PRODUCTS

METLWALS

ALL-FLUSH
 PANELING
 MOVABLE
 PARTITIONS

ENGINEERING AND ERECTING SERVICE AND
 WAREHOUSE STOCKS FROM COAST-TO-COAST

CONSTRUCTION COST INDEXES — Labor and Materials

United States average 1926-1929 = 100

Presented by Clyde Shute, manager, Statistical and Research Division, F. W. Dodge Corporation, from data compiled by E. H. Boeckh & Associates, Inc.

Period	NEW YORK					ATLANTA				
	Residential		Apts., Hotels, Office Bldgs. Brick and Concr.	Commercial and Factory Buildings		Residential		Apts., Hotels, Office Bldgs. Brick and Concr.	Commercial and Factory Buildings	
	Brick	Frame		Brick and Concr.	Brick and Steel	Brick	Frame		Brick and Concr.	Brick and Steel
1920	136.1	136.9	123.3	123.6	122.6	122.8	122.9	108.6	109.8	105.7
1925	121.5	122.8	111.4	113.3	110.3	86.4	85.0	88.6	92.5	83.4
1930	127.0	126.7	124.1	128.0	123.6	82.1	80.9	84.5	86.1	83.6
1935	93.8	91.3	104.7	108.5	105.5	72.3	67.9	84.0	87.1	85.1
1939	123.5	122.4	130.7	133.4	130.1	86.3	83.1	95.1	97.4	94.7
1940	126.3	125.1	132.2	135.1	131.4	91.0	89.0	96.9	98.5	97.5
1941	134.5	135.1	135.1	137.2	134.5	97.5	96.1	99.9	101.4	100.8
1942	139.1	140.7	137.9	139.3	137.1	102.8	102.5	104.4	104.9	105.1
1943	142.5	144.5	140.2	141.7	139.0	109.2	109.8	108.5	108.1	108.7
1944	153.1	154.3	149.6	152.6	149.6	123.2	124.5	117.3	117.2	118.2
1945	160.5	161.7	156.3	158.0	155.4	132.1	133.9	123.2	122.8	123.3
1946	181.8	182.4	177.2	179.0	174.8	148.1	149.2	136.8	136.4	135.1
1947	219.3	222.0	207.6	207.5	203.8	180.4	184.0	158.1	157.1	158.0
Dec. 1948	252.6	251.5	247.2	251.6	245.3	199.2	200.5	185.5*	185.2	183.3
Jan. 1949	251.8	250.6	246.6	251.2	244.8	193.6	194.6	179.7	185.3	183.2
Feb. 1949	252.0	250.8	246.9	251.4	245.0	193.8	194.8	179.9	185.5	183.4
			% increase over 1939			% increase over 1939				
Feb. 1949	104.0	104.9	88.9	88.5	88.3	124.6	134.4	89.2	90.5	93.7
Period	ST. LOUIS					SAN FRANCISCO				
	Residential		Apts., Hotels, Office Bldgs. Brick and Concr.	Commercial and Factory Buildings		Residential		Apts., Hotels, Office Bldgs. Brick and Concr.	Commercial and Factory Buildings	
	Brick	Frame		Brick and Concr.	Brick and Steel	Brick	Frame		Brick and Concr.	Brick and Steel
1920	118.1	121.1	112.1	110.7	113.1	108.8	107.5	115.2	115.1	122.1
1925	118.6	118.4	116.3	118.1	114.4	91.0	86.5	99.5	102.1	98.0
1930	108.9	108.3	112.4	115.3	111.3	90.8	86.8	100.4	104.9	100.4
1935	95.1	90.1	104.1	108.3	105.4	89.5	84.5	96.4	103.7	99.7
1939	110.2	107.0	118.7	119.8	119.0	105.6	99.3	117.4	121.9	116.5
1940	112.6	110.1	119.3	120.3	119.4	106.4	101.2	116.3	120.1	115.5
1941	118.8	118.0	121.2	121.7	122.2	116.3	112.9	120.5	123.4	124.3
1942	124.5	123.3	126.9	128.6	126.9	123.6	120.1	127.5	129.3	130.8
1943	128.2	126.4	131.2	133.3	130.3	131.3	127.7	133.2	136.6	136.3
1944	138.4	138.4	135.7	136.7	136.6	139.4	137.1	139.4	142.0	142.4
1945	152.8	152.3	146.2	148.5	145.6	146.2	144.3	144.5	146.8	147.9
1946	167.1	167.4	159.1	161.1	158.1	159.7	157.5	157.9	159.3	160.0
1947	202.4	203.8	183.9	184.2	184.0	193.1	191.6	183.7	186.8	186.9
Dec. 1948	227.6	228.6	214.8	217.6	214.1	220.7	217.0	215.3	221.1	218.6
Jan. 1949	227.1	228.1	214.3	217.5	214.2	218.4	214.1	214.9	221.3	217.9
Feb. 1949	227.3	228.3	214.7	217.8	214.7	218.6	214.3	215.2	221.5	218.1
			% increase over 1939			% increase over 1939				
Feb. 1949	106.3	113.4	80.9	81.8	80.4	107.0	115.8	83.3	81.7	87.2

The index numbers shown are for combined material and labor costs. The indexes for each separate type of construction relate to the United States average for 1926-29 for that particular type — considered 100.

Cost comparisons, as percentage differences for any particular type of construction, are possible between localities, or periods of time within the same city, by dividing the difference between the two index numbers by one of them; i.e.:

index for city A = 110

index for city B = 95

(both indexes must be for the same type of construction).

Then: costs in A are approximately 16 per cent higher than in B.

$$\frac{110-95}{95} = 0.158$$

Conversely: costs in B are approximately 14 per cent lower than in A.

$$\frac{110-95}{110} = 0.136$$

Cost comparisons cannot be made between different types of construction because the index numbers for each type relate to a different U. S. average for 1926-29.

Material prices and wage rates used in the current indexes make no allowance for payments in excess of published list prices, thus indexes reflect minimum costs and not necessarily actual costs.

These index numbers will appear whenever changes are significant.

* Erroneously reported in March as 188.5.

FOR THE MODERN HOME



HONEYWELL COMFORT begins with the Blueprint

WHATEVER a house may cost, it will not be a real *home* unless it is comfortably heated. So, in Honeywell national advertising we are urging home builders to consult you about their heating system while plans are in the blueprint stage.

Here are some of the Honeywell controls and control systems that can be selected, depending upon the size and type of home.

CHRONOTHERM Electric Clock Thermostat



Every home should have the convenience and economy of automatic clock thermostat regulation. Chronotherm automatically switches to lower fuel saving temperature at bedtime.

Then in the morning, before the family gets up, it restores daytime comfort temperature. Chronotherm will save 10% or more fuel and will give greater heating comfort and convenience.

HONEYWELL Diffusion Register

Here at last is a forced air register that combines harmonious appearance with superior performance. It is scientifically designed to spread the warm air into every part of the room. It is so low in cost that no home need use old style, unsightly registers.



ELECTRONIC MODUFLOW Control System

The new Honeywell Electronic Moduflow control system will give an entirely new conception of even, continuous heating comfort. Electronic Moduflow combines the magic speed and sensitivity of electronics with the Moduflow principle of continuous flow of heat.



It does away with the drafts and cold floors caused by intermittent heat supply.



Electronic Thermostat

In larger homes and ranch-type homes, more uniform temperatures will be obtained throughout the house by an Electronic Moduflow system with two or more thermostats located in different sections of the house. For basement recreation rooms, a separate thermostat will maintain just the desired temperature without affecting the rest of the house. An Electronic Moduflow Control System will repay its moderate cost many times in added comfort, convenience and fuel economy.

Electronic Relay

For further information about Honeywell controls and control systems, contact the Honeywell branch office in or near your city. Or, write Minneapolis-Honeywell Regulator Company, 2600 Fourth Avenue South, Minneapolis 8, Minnesota . . . In Canada: Leaside, Toronto 17, Ontario.

MINNEAPOLIS
Honeywell
CONTROL SYSTEMS

73 BRANCHES FROM COAST TO COAST WITH SUBSIDIARY COMPANIES IN: TORONTO • LONDON • STOCKHOLM • AMSTERDAM • BRUSSELS • ZURICH • MEXICO CITY

REQUIRED READING

PRINCETON CONFERENCE

Building for Modern Man: A Symposium. Edited by Thomas H. Creighton. Princeton University Press (Princeton, N. J.), 1949. 5½ by 8⅝ in. 219 pp. \$3.50.

In the two years that have passed since the "Princeton Conference," there have been several scattered efforts to parse the wise sentences of the great names in architecture who assembled to discuss man's physical environment. But none was half so ambitious as that represented by this book. The editor has obviously pored over the manuscript of the several addresses, has interpreted their messages, has added his own comments.

He has declared his purposes quite scrupulously in his preface:

"Apprised that this book was under preparation, one participant wrote the editor, 'The gain at the Conference was the same that a political convention has. It is the electricity in the air. . . . How in the hell can you get *that* into a book?'

"The answer, of course, is that you can't. And yet the attempt to capture in print some of the areas of agreement and disagreement that were indicated at the Conference — some of the hope and resolve, and some of the frustration and discouragement — seemed to a number of the people who were there to be worth while. The attempt seemed to have purpose, in fact, to all but four of the participants. One, for the reasons stated above, felt that the effort would be useless. Two others stated quite flatly that they felt nothing worth saying had been said at the Conference, modestly including their remarks with the others. A fourth believes that only he added anything of import to man's knowledge during the discussions, and since his words apparently fell on deaf ears he had lost interest in the matter. All of the other people who took part in or listened to the sessions have endorsed this permanent record, although not all of them have added papers. Some are frankly inarticulate (not all designers and planners express themselves well in words) and some feel that better men than they have said very nearly what they would say.

"This book is not intended to be a factual *report* of the Princeton Conference. That meeting is the basis from which the discussion springs, but a serious and, I hope, fairly successful attempt has been made to draw into it

some of the things that were said, or perhaps merely thought, by participants who were prevented by time, bashfulness, or the limitations of a fairly rigid agenda from getting themselves on the official record. Practically all of the original statements have been rewritten — some lengthened, some shortened, some radically revised. Very nearly half of the papers that follow were written after the Conference. . . .

"Beginning with an inquiry into the environmental needs of man, as an individual and as a member of society, the discussion moves to a consideration of the various limitations (and conversely the possibilities) which physical, technical, and economic factors impose on the designer and the people for whom he designs. Thence the route is through a study of form — philosophical bases, physiological reception, and psychological effect — to an inquiry into how these matters should be taught.

"With the next two sections the symposium moves to a more direct discussion of methods of application of the principles of design, on two planes — the planning of buildings."

TO BUILD A BETTER WORLD

Engineering the New Age. By John J. O'Neill. Ives Washburn, Inc. (29 W. 57th St., New York 19, N. Y.), 1949. 5½ by 8 in. 320 pp. \$3.50.

A spirit almost of evangelism marks this latest volume by the science editor of the New York Herald Tribune. The book is frankly intended to be a challenge to the builders of tomorrow; in fact the jacket proclaims it "a challenge to mankind to adopt simple scientific truths in building the world of tomorrow."

Development in science and engineering, "the twin giant forces in the world today," of a social consciousness is the indispensable bridge to a new era when "progress shall be planned on a universal pattern which has its origin in nature and is not subjected to alteration by the caprices of even powerful, political personalities."

Mr. O'Neill sees the engineering of the "universal pattern" as a task in which all individuals, all areas, must share, for "Building a World Viewpoint" (the title of the last chapter) is the essential prelude to the transition.

The engineer mentality, held as it is to rational thinking based on inflexible natural laws which "under engineering

ingenuity in practice . . . permit almost unlimited flexibility," is in Mr. O'Neill's view the catalyst required to speed the process.

There is an undeniable attraction in Mr. O'Neill's passionate rebellion against the kind of "liberal arts mentality" (as defined by the author) which denies natural law in human affairs. It is a question, however, whether the engineers addressed may not feel they are being encouraged to embrace an over-enthusiastic dose of "liberal arts" thinking.

Critics of the contemporary educational scene will agree that the current tendency to "informationalize" rather than educate blocks the realization of individual potentialities; it is a long step from there to Mr. O'Neill's "ultraversity."

THREAT TO CHURCHES

Churches Are Burning. By National Fire Protection Association. National Fire Protection Association International (60 Battery March St., Boston 10, Mass.), 1948. 9 by 6 in., illus. \$1.00.

In an effort to assist church officials who are concerned with the vital question of how to prevent in their own churches the destruction which resulted from the 26,000 church fires between 1938 and 1947, the National Fire Protection Association presents in this impressive pamphlet a study of 300 church fires.

After a preliminary consideration of the scope of the problem, the pamphlet discusses eleven main causes of church fires, listing and in most instances giving case histories of actual fires resulting from these causes. The final section discusses means of prevention.

Well illustrated with photographs of churches of every denomination enveloped in flames or standing in ruins, *Churches Are Burning* also includes charts and tables which provide a graphic supplement to the text.



A FAMOUS CATHEDRAL

Durham Cathedral. Edited by Paul Wengraf. With an introduction by W. A. Pantin. Cathedral Books Number Two. Lund Humphries (London, Eng.), 1948. 7¼ by 9⅝ in. 33 pp., illus. 3s6d.

The second in the Cathedral series of monographs on churches from Durham to St. Paul's, this book provides the reader and the potential visitor a comprehensive survey of one of the most

(Continued on page 30)

Now! New type of electric air filter with unique "desk drawer" construction



"Electromaze" is easier to clean, more flexible in size

HERE'S the Air-Maze "Electromaze"—a new electrostatic dirt precipitator made up of individual cells that you can slide in and out like desk drawers. It's a revolutionary design feature that makes Electromaze easier to clean and service than any other electric air cleaner.

"Desk drawer" assembly also gives you greater flexibility in the size and capacity of your installation. Electromaze cells come in three different sizes and can be combined like building blocks to meet almost any space or capacity requirement. Installation work is simplified, time saved.

Check the box at the right for other important features of the new Electromaze. And, for further information about this latest advance in electrostatic air cleaners, see your nearby Air-Maze representative or write Air-Maze Corporation, Cleveland 5, Ohio.

Quick facts about Electromaze

1. *24% greater collector plate area!* Despite smaller over-all size, Electromaze design permits greater dirt collecting capacity.
2. *No external high voltage wiring!* Internally located power pack, plus same voltage for ionizer and collector sections, greatly simplifies electrical connections.
3. *No moving parts!* Nothing to wear out or require maintenance.
4. *Dual ionization!* Two ionizing wires instead of one insure more complete charging of air-borne material.
5. *Ultra-efficiency!* 25% greater voltage gradient between collector plates results in greater attraction for dirt particles.
6. *"Desk drawer" design!* Greatly simplifies servicing. Provides installation in any increment of 4" x 12" x 26½".
7. *Laminar flow!* True air foil design of non-discharge electrodes provides non-turbulent air flow. Insures utilization of full collector plate area.
8. *Built-in current regulation!* Insures peak performance and trouble-free operation, regardless of normal line voltage fluctuation.

AIR FILTERS

SILENCERS

SPARK ARRESTORS

AIR-MAZE


THE FILTER ENGINEERS

LIQUID FILTERS

OIL SEPARATORS

GREASE FILTERS

contact Michaels!



And it will be to your advantage to talk over with Michaels your metal building materials requirements. Since 1870 we have been designing and fabricating in metal the building products specified by architects and builders, and the knowledge acquired during more than three-fourths of a century is at your disposal. The products shown in The Architectural Handbook, illustrated, or special creations of architects will be carefully and faithfully executed in metal to the most exacting specifications. Whatever you need, if it's made of stainless steel, aluminum or bronze, be sure to contact Michaels first. Write for literature. The partial list at the right gives you an idea of the wide range of Michaels products.

MICHAELS PRODUCTS

- Bank Screens and Partitions
- Welded Bronze Doors
- Elevator Doors
- Store Fronts
- Lettering
- Check Desks (standing and wall)
- Lamp Standards
- Marqueses
- Tablets and Signs
- Name Plates
- Astragals (adjustable)
- Stair Railings (cast and wrought)
- Wrought and Cast Radiator Grilles
- Grilles and Wickets
- Kick and Push Plates
- Push Bars
- Cast Thresholds
- Extruded Thresholds
- MI-CO Parking Meters
- Museum Trophy Cases

The MICHAELS ART BRONZE CO., Inc., 234 Scott St., Covington, Ky.

Representatives Wanted

REQUIRED READING

(Continued from page 28)

outstanding architectural achievements of history.

A floor plan as well as numerous excellent photographs of details supplement the text which describes the cathedral and monastery and their architectural development from the early Norman stages to the additions of the westward and eastward expansions.

HEATING AND VENTILATING

Heating and Ventilating Buyers' Directory. Clifford Strock, Editor. The Industrial Press (148 Lafayette St., New York, N. Y.), 1948. 5 $\frac{3}{8}$ by 8 $\frac{1}{4}$ in. 320 pp. \$1.00.

The 1948 edition of the *Heating and Ventilating Buyers' Directory* is primarily a product directory covering sources of equipment, supplies and services in the fields of air conditioning, ventilating, piping, refrigeration, heating and air sanitation.

The *Directory* includes a trade name section listing both current and obsolete names, a complete cross index, and an alphabetical list of manufacturers.

NEW PRINTING, OLD TEXT

Industrial Arts Design. By William H. Varnum. The Manual Arts Press (Peoria, Ill.), 1948. 7 $\frac{1}{4}$ by 9 $\frac{3}{4}$ in. 248 pp., illus.


Frankly a textbook, *Industrial Arts Design* sets forth principles and rules that are cogent for the worker in wood, ceramics and metallurgy. Surface treatments of the various mediums are considered, and proportions and color are given extensive scope.

Chapters I-V deal with the elementary steps confronting the neophyte designer; Chapters VI-VIII show the methods by which he may express his individuality through contour enrichment, and Chapters IX-XVII explain the treatment of surface adornment. The closing section of the book includes a complete summary of rules.

Despite the fact that this is far from being a new book (it was first published in 1916), it offers in general terms many constructive suggestions to the beginner in the field represented. It is not to be overlooked, however, that in the years since the book first appeared the vast development of new mediums has been accompanied by new principles. It is curious that in this new printing no attempt has been made to bring the volume up to date. The illustrations especially show their age.

Rolling Steel

DOORS



Manually • Mechanically • Power Operated


When you are in the market for a door that will provide the greatest economy of space—both inside and outside of the opening, the greatest protection, the greatest convenience and dependability in operation, and the greatest number of years of continuous trouble-free service, you will find these most desirable features in the greatest measure in a good rolling steel door. When you specify Mahon Rolling Steel Doors, you are assured the latest developments in doors of this type . . . you get exclusive operating features which continue to gain favor for Mahon Rolling Steel Doors with architects and owners alike throughout the country. See Sweet's File for detailed information and complete specifications.

THE R. C. MAHON COMPANY

Detroit 11, Michigan • Western Sales Division, Chicago 4, Illinois

Representatives in All Principal Cities

Manufacturers of Rolling Steel Doors, Grilles, and Underwriters' Labeled Rolling Steel Doors and Fire Shutters. Mahon Steel Deck for Roofs, Partitions, Acoustical Ceilings, and Permanent Floor Forms.



ROLLING STEEL DOORS, SHUTTERS AND GRILLES TO MEET EVERY REQUIREMENT

Two of nine Mahon Rolling Steel Doors installed in a new plant for Production Steel Company, Detroit, Mich. Barton-Marlow Co., General Contractors.

MAHON

YOU CAN BE SURE.. IF IT'S Westinghouse

HEATING AND VENTILATING EQUIPMENT



Air Conditioning Equipment



Forced Fans



Fly Ash Control




Compressors



Fume Exhaust Systems



Speed Heaters



Air Blenders



Roof Vane Ventilators



Unit Heaters



Precipitron*



Unitaires



Industrial Heating



Induced Fans



Ventilating Fans



Stokers

POWER DISTRIBUTION EQUIPMENT



Unit Substations



Power Centers



Bus Duct



Control Centers



Panelboards



Ignitron Unit Substations



Dry Type Transformers



AB-I Circuit Breakers



Mechanical Drive Turbines



Load Centers



Meters and Instruments



Safety Switches



Power Transformers



Capacitors

LIGHTING EQUIPMENT



Office Lighting Equipment



Vapor-tight and Dust-tight Luminaires



High Bay Luminaires



Industrial Lighting Equipment



Silvered Bowl Diffusers



Lamps

CONSTRUCTION AND BUILDING EQUIPMENT



Welding Equipment



Floodlighting



Freight Elevators



Motors and Controls



Water Coolers



Passenger Elevators



ONE SOURCE ONE RESPONSIBILITY for *Everything* electrical

For commercial construction projects, your entire electrical needs can be supplied by Westinghouse. This fact will benefit you, no matter what part you play in the project.

Architects and engineers: We can help you develop the most efficient ways to distribute, control and utilize electric power. Our engineering specialists have broad experience covering all types of applications.

Contractors and builders: Simplify your buying procedures by ordering all electrical equipment and supplies from Westinghouse. Our organization is geared to give you prompt delivery for integrated installation.

Owners and operators: You get top performance from your electrical equipment because we co-ordinate the design and manufacture of related apparatus. And our nationwide chains of Renewal Parts Warehouses and Manufacturing and Repair Plants provide unmatched maintenance service.


When you have CONSTRUCTION AHEAD . . . whether commercial, residential or industrial . . . call your nearest Westinghouse District Office or Distributor for full information. Westinghouse Electric Corporation, P. O. Box 868, Pittsburgh 30, Pa.

J-94793

Practical, Easy-to-Use Buying Data



This 362-page book contains detailed information on Westinghouse products for the construction industry. It was designed to meet the requirements outlined by Architects and Engineers themselves.

Industry-wide distribution has already been made. If you do not already have your copy, ask your nearest Westinghouse District Office to send you B-2161-D.



Westinghouse

Linoleum, Tile, Carpeting— All Need This Better Base Panel



PLYBASE is a NEW GRADE of Interior-type Douglas fir plywood with a face of B (solid) veneer, and a back of D veneer. All sanded both sides. For full details on PlyBase use and application, see Sweet's File, Architectural, or send for the new 1949 Basic Plywood Catalog. Write the Douglas Fir Plywood Association office nearest you: Tacoma Bldg., Tacoma 2, Wash.; 1707 Daily News Bldg., Chicago 6; 1232 Shoreham Bldg., Washington 5, D. C.; The 500 Fifth Avenue Bldg., New York City 18.

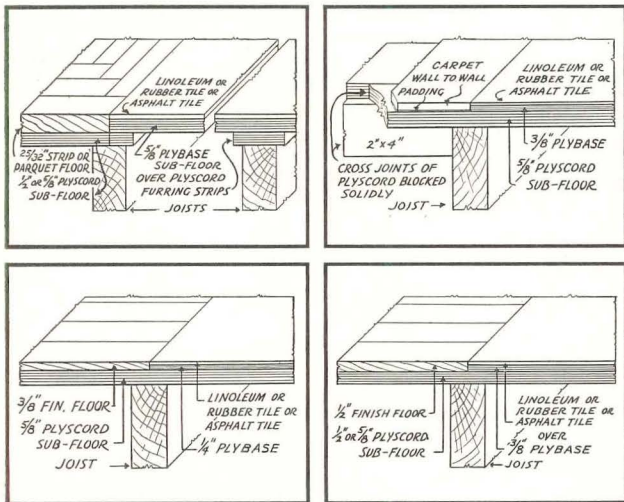
PLYBASE THICKNESSES:
3/16", 1/4", 3/8", 1/2", 5/8", and 3/4".

PLYBASE WIDTHS:
30", 36", 42" and 48".

PLYBASE LENGTHS:
60", 72", 84", 96", 108", 120", and 144".

PLYBASE Makes Coverings Look and Wear Better!

SUGGESTED DETAILS FOR THE USE OF PLYBASE IN TYPICAL FLOORING JOBS



For Subfloors—PLYSCORD

Under PlyBase or any type of finish flooring, PlyScord is the ideal subflooring. The big panels of PlyScord cover joists quickly, provide a smooth, even surface that's strong, rigid, tight and draft-free. Identified by the "grade-trademark" at the right.



PlyBase is the ideal base material for all types of modern wall-to-wall floor coverings. Joints are reduced to a minimum; the covering is smooth, firm . . . looks better, lasts longer.

Sanded smooth, PlyBase presents a tight, solid surface. The large panel sizes go down quickly, are easy to handle, save time and labor on the job. Use PlyBase on remodeling work, too, as a firm surface for new coverings over old, rough, worn floors. And on walls, PlyBase serves as a backing for wall tile and over finish coverings which require a smooth, solid backing.


Specify PlyBase—identified by the grade-trademark shown above!

Douglas Fir PLYWOOD

LARGE, LIGHT, STRONG

Real Wood Panels





for top *efficiency* and cleanliness
walls and floors are . . .



This bottling plant—like countless other projects—has a competitive edge today, thanks to those sparkling walls and floor of genuine clay tile.

Walls like this keep their fresh, spic-and-span appearance for a lifetime . . . can be cleaned and kept clean as easily as a china dish. Colors won't fade or darken because they are *fired in*.

And there's never a worry about water on a clay tile floor—it rolls off without leaving stubborn, streaky blemishes. Soaps, acids

and greases leave clay tile's finish unimpaired.

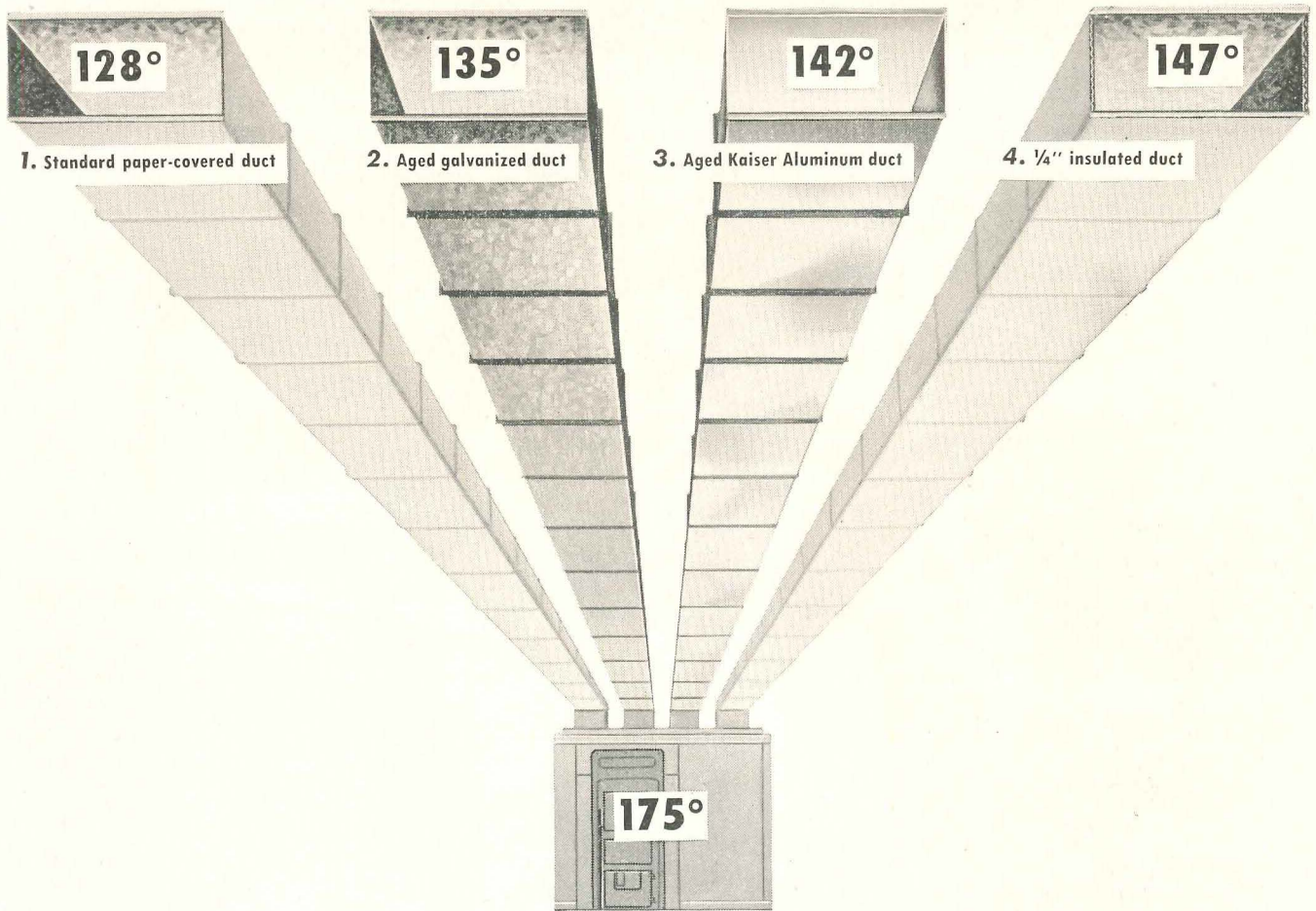
Best of all, clay tile eliminates painting, polishing and refinishing. With no recurring charges for maintenance or replacement, clay tile means long-range economy, lower overall costs.

For specific information regarding available types, sizes and colors, see *Sweets Architectural or A-E-C File*. THE TILE COUNCIL OF AMERICA, Room 3401: 10 East 40th Street, New York 16, New York. Room 433: 727 West Seventh Street, Los Angeles, California.

The Tile Council of America was formed in January, 1945 to provide a central source of information about floor and wall tile, and to sponsor research and development projects designed to increase the usefulness of tile in all types of private and public building.

PARTICIPATING COMPANIES: American Encaustic Tiling Company • Architectural Tiling Company, Inc. • Atlantic Tile Manufacturing Company • B. Mifflin Hood Company • Cambridge Tile Manufacturing Company • Carlyle Tile Company • General Tile Corp. • Gladding, McBean & Company • Mosaic Tile Co. Murray Tile Company, Inc. • National Tile & Manufacturing Company • Olean Tile Company • Pacific Clay Products • Pacific Tile and Porcelain Co. • Pomona Tile Manufacturing Company • Robertson Manufacturing Company • Sparta Ceramic Company • Summitville Face Brick Company • United States Quarry Tile Company

THE MODERN STYLE IS CLAY TILE



HOW TO CUT DUCT AND FUEL COSTS

(and retain desired B. T. U. delivery)

Simply specify Kaiser Aluminum for all heating ducts!

The above illustration is a simple example. It is a comparison of materials in ducts of a specific size, operating under identical conditions.

Note what happens to the initial air temperature of 175°: At the end of 100 feet, delivered air temperature actually varies from 128° to 147°.

Why? Because of different radiation losses from the surface of the ducts.

These comparisons were proved by actual tests conducted by Aladdin Heating Corp., under the direction of B. F. Raber, Professor of Mechanical Engineering, and Mr. J. T. Gier, Research Engineer.*

With such proved facts, it's easy to see how duct systems of light, strong Kaiser Aluminum can be more

economical! Only duct with 1/4" insulation can deliver more heat—but it costs far more.

Because bare Kaiser Aluminum radiates less heat, installation savings are possible through elimination of insulation. And fuel consumption is cut because of lower required B.T.U. input.

So, to cut duct costs and fuel costs—*always specify ducts of Kaiser Aluminum!*

*Name of university supplied on request.



Permanente Metals

PRODUCER OF

Kaiser Aluminum

SOLD BY PERMANENTE PRODUCTS COMPANY, KAISER BLDG., OAKLAND 12, CALIFORNIA . . . WITH OFFICES IN:
 Atlanta • Chicago • Cincinnati • Cleveland • Dallas • Detroit • Houston • Indianapolis • Kansas City • Los Angeles • Milwaukee
 Minneapolis • New York • Oakland • Philadelphia • Portland, Ore. • Salt Lake City • Seattle • Spokane • St. Louis • Wichita
 EXPORT OFFICE, OAKLAND, CALIFORNIA • WAREHOUSE DISTRIBUTORS IN PRINCIPAL CITIES
 Copr., 1949, Permanente Metals Corp.

SCHLAGE ... first name in cylindrical locks




New York City's Universal Pictures Building
a Schlage installation of heavy-duty cylindrical locks... Architects: Kahn and Jacobs

The Schlage lock illustrated is **Mercury Design**

SCHLAGE

SCHLAGE LOCK COMPANY
SAN FRANCISCO • NEW YORK



Bronze

BELONGS!

SINCE THOSE adventurous days when the money lenders of Venice and Florence began pushing back the frontiers of the known world . . . bronze has aptly befitted the temples of finance. Thus it is most natural that, in seeking to accent his work with dignity, security and permanence, the architect usually thinks first of traditional bronze.

In designing the Washington National Bank at Ellensburg, Washington, Architect John W. Maloney of Seattle combined Anaconda Architectural Bronze with nickel silver in the two story entrance facade.

Pilasters are of extruded bronze shapes. Door frames and the larger grille members are fabricated from bronze tube. Octagonal insets, supporting the cast nickel-silver medallions, are of cast bronze. The spandrel, back of the grille, is of sheet bronze. The work was executed by The Oregon Brass Works of Portland, Oregon.

Anaconda Architectural Bronze and Nickel Silver are available in a wide variety of extruded shapes, supplemented by drawn shapes, angles, channels, sheet and tube in color-matching metals. Thus can the architect and fabricator count not only on convenient forms, but also on metals of ready workability, with uniformity in dimension, composition and finish.

4902

ANACONDA
from mine to consumer

Anaconda

ARCHITECTURAL BRONZE

THE AMERICAN BRASS COMPANY

General Offices: Waterbury 88, Connecticut

Subsidiary of Anaconda Copper Mining Company

In Canada: ANACONDA AMERICAN BRASS LTD.
New Toronto, Ont.

FRESH MEADOWS puts the accent on light... fresh air... convenience

...with central heating

Not a mere "housing development" but a completely integrated, self-contained community for better *family living* for 10,000 people. That is Fresh Meadows, the New York Life Insurance Company's residential development in Queens.

Preserving all the natural beauty of its 170-acre site—a former golf course—Fresh Meadows emphasizes healthful living advantages combined with the shopping and social conveniences of a closely knit community.


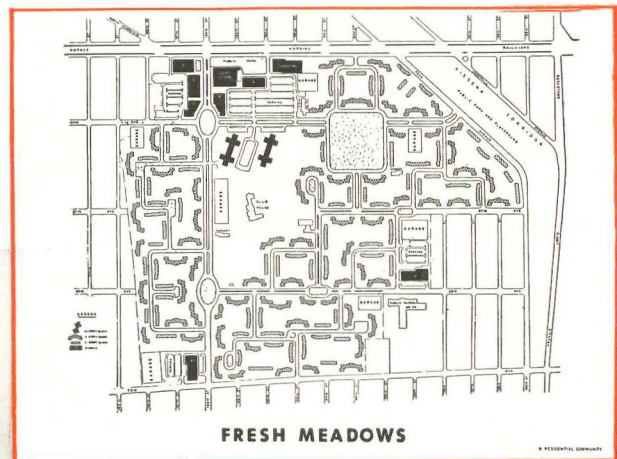
A population density averaging 20 families per acre has been achieved through skillful arrangement of the project's 70 two-story, 68 three-story and 2 thirteen-story buildings. Shopping centers, schools, playgrounds, parking areas, etc., have been located with careful consideration to traffic flow.

Accenting as it does the priceless health advantages of light, fresh air and cleanliness, with maximum convenience for all, it is only natural that Fresh

Meadows provides Central Heating for the entire community. Through Central Heating uniform, clean heat is furnished with economy in fuel consumption. It eliminates the problems usually connected with individual heating plant operation and permits maximum usefulness of space.

It is only natural, too, that widespread use is made of Ric-wiL Prefabricated Insulated Piping throughout Fresh Meadows' Central Heating system. High thermal efficiency and maintenance-free service make Ric-wiL Units the logical choice in today's Central Heating systems.

Architects: Voorhees, Walker, Foley and Smith
Contractor: J. L. Murphy



RIC-WIL
INSULATED PIPING SYSTEMS
THE RIC-WIL COMPANY • CLEVELAND, OHIO
REPRESENTATIVES IN PRINCIPAL CITIES


Ric-wiL Units being installed in shallow trench at Fresh Meadows



Write for free books, "Housing America," Form 4804 and "A Central Heating Plan," Form 4503. Address The Ric-wil Company, Cleveland, Ohio, Dept. 18G.

G-E REMOTE CONTROL WIRING SYSTEM MAKES IMPORTANT CONSTRUCTION NEWS

Compact Relays Simplify Wiring



Key to the General Electric remote control wiring system is the small relay that fits into a knockout in a standard outlet box. A twenty-five-volt circuit is used to energize the relay from a step-down transformer.

With the relay in place, leads can be run from it to many convenient switch locations. Small, neat-looking remote control switches can be placed practically anywhere, and can be easily connected to these leads.

Principal components of the General Electric remote control system are the transformer, lightweight Number 18 wire, remote control switches, and the relay. These units are all designed to fit in with standard wiring practices. In fact, the remote control system requires no change in power circuits.

Contractor, Architect Have Unlimited Scope

Working as a team, the electrical contractor and the architect can devise unlimited applications of the General Electric remote control wiring system.

Limited budgets as well as high-priced jobs, can well afford this practical, new system. Even for low-cost dwellings, the architect and contractor can use a few remote-control circuits which add another selling feature.

It will pay you to talk to your General Electric Construction Materials distributor about this new system right away.

Step-saving system of switches modernizes industry, farm, home

Cuts Wasted Time in Plants, Farms

Industrial plants, commercial buildings, hospitals, and farms can do a man-sized job of cutting wasted time with the General Electric remote control wiring system.


The farmer can use this system to control lights and light-duty motors in out-buildings, right from the farmhouse or the barn. In industrial plants and commercial buildings, entire floors of lights can be controlled both from switches near the light fixtures and at convenient master control points.



Valuable working time can be saved by conveniently-located switches in the General Electric remote control wiring system.

In hospitals, General Electric remote control switches can be placed at each bed and at room entrances. Master control can be located in an office or hallway.

Because of the simplicity of this system (see story, Column 1)—because remote control switches and wire are small and trim the General Electric remote control wiring system makes neat surface-wiring installations in existing buildings. Surface installations of this kind can easily be relocated as the requirements change.



A single General Electric remote control switch, or a bank of remote control switches, can be located anywhere to give convenient control of appliances and lights.

Offers Home Owners New Benefits

Dream-home lighting control—a practical, economical system that permits any number of switches to be placed practically anywhere in a home, for the ultimate in convenience! That's the promise of the General Electric remote control wiring system.

Now, switches for garage lights can be placed anywhere in a home—in the garage, in the front entrance hall, on the upstairs landing, and even in the master bedroom—at a price the homeowner can afford to pay. In fact, remote control switches in the master bedroom and any other location can eliminate the homeowner's nightly inspection tour, simply by giving him full control of all lights from one or more convenient spots.

Yard lights, cellar lights, attic fan, and any number of lights and small appliances can now be controlled from many locations—can even be wired to give full control from a favorite easy chair.

Permits "Pathway Lighting"

Another valuable convenience, now made economical and easy to install, is planned "pathway lighting."

Under the pathway lighting plan, the remote control system follows the traffic pattern of a home, with switches in all hallways and entranceways. Wiring for this plan can be arranged so that the householder can walk into a darkened house, turning on lights ahead of him, turning out the lights in rooms he has just passed through—without retracing his steps. Outdoor lights can be wired to give pathway lighting to house and grounds.

Learn about
this new advance
in wiring now!

Mail Coupon



Section D39-55
Construction Materials Department
General Electric Company
Bridgeport 2, Connecticut

Please send me your new bulletin about the General Electric remote control wiring system.

Name _____ Title _____

Company _____

Street _____

City _____ Zone _____ State _____

GENERAL  ELECTRIC



G. M. S. Veterans Hospital, Omaha, equipped with 1,659 fine Fenestra Fenecraft Windows. Architect: Ellerbe & Co., St. Paul, Minn. Associate Architect: Leo M. Daly, Omaha; Contractor: Peter Kiewit Sons Co. & Associates, Omaha.

Why this Omaha Veterans Hospital is using 1,659 FENCRAFT WINDOWS

Filling this big hospital from stem to stern with daylight and a constant flow of fresh air is a job Fenestra* Fenecraft Windows are designed to do.

They bring in *extra* daylight simply because they have more glass area than most windows the same size. Swing leaves reach out to bring in breezes. Open-in sill vents provide controlled ventilation even in bad weather . . . and guard against drafts.

Staff people like Fenecraft because window operation is so easy. Even for a nurse with one hand loaded down.

Slender muntins help carry out the sweeping lines of today's architecture. Fenecraft Windows are made

of high-quality casement sections of advanced design—fabricated into 51 different Projected Windows, 14 Casement and 36 Combination.

Designed to modular standards . . . they can be installed economically as single units or as whole walls of combined units. Maintenance costs are low—and screening and cleaning is done from *inside*. But perhaps even more important, standardized Fenecraft Windows cost less to *buy*.

For further information, see Sweet's Architectural File, section 16a/13, or mail the coupon. *®

Fenestra

CASEMENT PROJECTED COMBINATION

FENCRAFT INTERMEDIATE STEEL WINDOWS

Detroit Steel Products Company,
Dept. AR-5,
2252 East Grand Blvd.,
Detroit 11, Michigan

Please send me data on types and sizes of the
new Fenecraft family of Fenestra Windows.

Name _____

Company _____

Address _____



This is the spacious lobby of the 75-year-old Palmer House in Chicago — just recently redecorated. Focusing the smart individual groupings are deep luxurious carpets of Bigelow's Austrian Tuft Loom #90172, in a rich rococo design of green and gold. Carpet supplied through the Contract Section of Marshall Field, Bigelow dealer.

world-famous lobby :

The Palmer House

dramatic new carpet :

Bigelow's Austrian Tuft Loom

The celebrated Palmer House is one among hundreds of leading hotels and stores to gain added distinction through the use of Bigelow Carpeting.

In planning installations for clients, leading architects and decorators find a wide choice of beautiful and long-wearing carpets among Bigelow's special Contract selection.

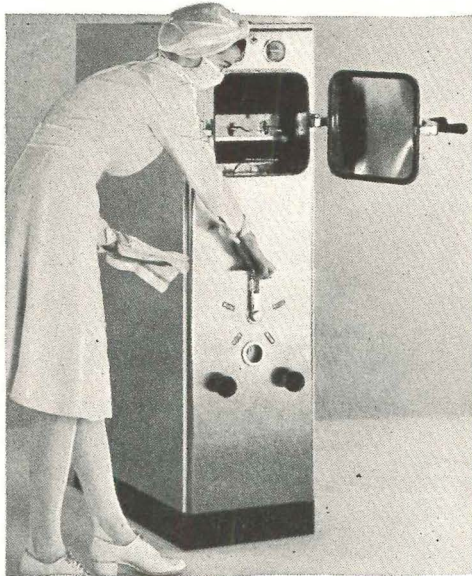
Whatever your need, whether a design and color to tie in with a planned scheme of decoration... a carpet which resists soil and won't show traffic lanes... or one to overcome special installation problems (such as Bigelow's famous Lokweave construction) you will find Bigelow's Carpet Counsel ready to help you.

One of the 25 Bigelow Carpet Counsel offices is near you, waiting for your call.

Bigelow Rugs and Carpets

Beauty you can see ... quality you can trust ... since 1825

Equipment you can confidently recommend to your clients



THE NEW AMERICAN PRESSURE INSTRUMENT WASHER AND STERILIZER

*Washes, Sterilizes and Dries
2 Full Trays in 1/2 the usual time*

Speed, however, is not the only advantage your clients get from the new pressure-type American Instrument Washer and Sterilizer.

This modern equipment features a heavy welded sterilizing chamber of Lukens Nickel-Clad Steel and Monel*—and trays of solid Monel.

These metals last long . . . and serve faithfully. They resist heat, moisture, steam—and a wide range of acids, alkalis and hospital solutions.

You do your hospital clients a lasting service when you suggest "Monel and Nickel-Clad Steel construction" for sterilizers.




THE NEW AMERICAN JR. ALL-PURPOSE AUTOCLAVE

For Office, Clinic and Laboratory Sterilization

This self-contained portable unit is designed to meet every requirement where a compact, single pressure steam sterilizer is needed. Precisely sterilizes instruments and supplies in about 25 minutes.

The "Junior" is fully automatic and self-compensating. One valve regulates all operations. Chamber is rectangular. Two full trays of instruments can be sterilized at one time.

Other features include: Accurate dial type thermometer. Automatic air discharge. No chamber drain valve is required. And of course, Monel—for pressure chamber, inner liner and instrument trays!



For More Information on sterilizer models with Monel and Nickel protection, write to:

**AMERICAN STERILIZER COMPANY
ERIE, PENNSYLVANIA**

*Monel
and
Nickel*



**"TWO GOOD BETS
FOR LONG LIFE
IN HOSPITAL
EQUIPMENT"**



THE INTERNATIONAL NICKEL COMPANY, INC.
67 Wall Street, New York 5, N. Y.

Reg. U. S. Pat. Off.

FACTS ABOUT RESILIENT FLOORS

MARBELLE LINOLEUM — *What are its special qualities?*

Marbelle® linoleum is recognized as one of the most practical floors for both commercial and residential interiors. It combines unusual durability with attractive appearance. Marbelle linoleum can be easily adapted to almost every type of interior. It lends itself well to custom designing since it can be cut into various shapes to form unusual floor effects. It is an ideal background for special insets or designs using other types of linoleum.

A special reason for the popularity of Armstrong's Marbelle Linoleum is its distinctive swirl-grained marbleization which gives a floor a rich appearance even if a single pattern is used. This unusual graining is brought about by the manufacturing process in which the linoleum undergoes two separate rolling or calendering operations. The first calendering forms the loose mix into a single continuous sheet with the graining running in one direction. (See illustration on right-hand page.) This sheet is then cut, overlapped, and fed through a set of rolls located at right angles to the first set. As the overlapped sheets go through the second calender rolls, the heavy pressure spreads the graining in all directions, giving Armstrong's Marbelle Linoleum its characteristic marbling. The double calendering gives Armstrong's Marbelle Linoleum unusual density which adds to its durability.

Made in Twenty-four Patterns

Armstrong's Marbelle Linoleum is made in twenty-four patterns in a wide variety of colors. These colors have been styled to harmonize with all other types of Armstrong's Linoleum as well as with most colors used in today's interior decorating. Recent developments in color pigments, especially in the reds and blues, give Armstrong's Marbelle Linoleum extremely high resistance to fading and to the harmful action of alkaline soaps and cleaning solutions.

In interior designing, the floor plays an important part in the appearance of the room by absorbing or reflecting light. The wide range of light reflectivity values offered in Armstrong's Marbelle Linoleum gives the designer opportunity to obtain the desired lighting effect. Nine of the twenty-four patterns are in the minimum light reflectivity group with values ranging from 5.6% to 15%. Six patterns are in the medium grouping with values from 15% to 30%, and nine have reflectivity values from 30% to 54%.

Marbelle linoleum can be specified for all types of suspended subfloors in hospitals, schools, commercial buildings, and residences. It should not be installed over concrete subfloors in direct contact with the ground since it will not withstand the effects of alkaline moisture always present to some degree in this type of subfloor.

Gauges and Backing

Armstrong's Marbelle Linoleum is manufactured in three gauges—Heavy ($\frac{1}{8}$ "), Standard ($\frac{3}{32}$ "), and Light ($\frac{5}{64}$ ").

Heavy Gauge is made with burlap backing. Standard Gauge is made with Armofelt® backing. Armofelt, an exclusive Armstrong development is an extremely tough fiber felt made from new cloth cuttings and saturated with a clear resin. Light Gauge is made with an asphalt-saturated felt backing. All gauges are made in rolls six feet wide and up to ninety-nine feet in length.

Although Heavy Gauge Marbelle linoleum gives the greatest wearing thickness per dollar cost, many residential and commercial installations do not require its extra durability. In these cases, Standard Gauge is the popular choice. For low-cost housing projects and temporary installations, Light Gauge often proves to be the most economical and practical.


Availability

Production schedules of Armstrong's Marbelle Linoleum do not always permit free supply of all twenty-four patterns. Before specifying a particular pattern in Armstrong's Marbelle Linoleum, architects are advised to inquire about its current availability with the flooring contractor or the nearest Armstrong office. For samples, literature, installation specifications on Marbelle linoleum or any other Armstrong Floor, architects are invited to contact any Armstrong office or write directly to the Armstrong Cork Company, Floor Division, 2405 State Street, Lancaster, Pennsylvania.



The kindergarten room illustrated above shows how Marbelle linoleum can be used as a field or background for custom designs using other types of linoleum. Many other decorative effects are possible with just the use of Marbelle linoleum. The floor can be custom designed from squares, oblongs, strips, or other designs cut from a combination of two or more Marbelle patterns.

The way in which Armstrong's Marbelle Linoleum is manufactured gives it many of its outstanding characteristics. One of the important processes is the double calendaring operation illustrated here. The linoleum "mix" consisting of carefully processed alkali-resistant color pigments, oxidized linseed oil, resins, and finely ground wood flour is put through the first calendaring operation which rolls it into a continuous sheet as shown in the upper right corner. This sheet has a directional graining. The sheet is then split and cut into short lengths which are overlapped as they are fed into a second set of rolls located at right angles to the first. This second calendaring further compresses the mix giving it greater density and produces the distinctive swirl-graining. The linoleum sheet is then keyed to the backing and passes through a giant finishing roll where heat and pressure bond the two permanently together. The highly polished finishing roll also gives the material its exceptionally smooth, easily maintained surface.



After the final calendaring, the Marbelle linoleum is hung in festoons in "stoves" where it is slowly cured for maximum resistance to indentation and wear.



Hospital corridors and rooms are typical examples of commercial areas where Marbelle linoleum can be used as an attractive single pattern flooring. Another advantage is its ease of maintenance and its underfoot comfort.

ARMSTRONG'S FLOORS

LINOLEUM • LINOTILE® • ASPHALT TILE



RUBBER TILE • CORK TILE • CORLON TILE®

"as I always say:

FAMILIARITY BREEDS CONTENT"



The more you see of Columbia Venetian Blinds—the more you operate them, live with them—the more satisfied you are. It's true of housewives and homeowners. It's true of decorators and commercial and institutional users. *Columbia* is the name they know and trust.

"CCC"—a quick way to say Columbia-Controlled-Construction—is back of Columbia quality. It means Columbia control of all the elements of your blind. It accounts for the silky-smooth operation of all working parts. It insures long, economical wear.

For any size, any type of installation, any quantity—choose Columbia Venetian Blinds through your nearest Columbia Authorized Dealer. Consult with him today!

Columbia
VENETIAN BLINDS
AND WINDOW SHADES

LOOK in your Sweet's Catalog for definite details of Columbia Venetian Blinds.

Columbia Venetian Blinds and Window Shades are sold only in leading department and furniture stores and shade shops designated as Columbia Authorized Dealers.


Ask a Columbia Authorized Dealer.

QUICK CHECK

ON Columbia QUALITY POINTS

- ✓ handsome headbox, dust-and-rustproof, completely encloses all satin-smooth working parts.
- ✓ choice of enameled-coated steel or aluminum slats. Easy to clean.
- ✓ tape removal clip at top and bottom makes tape changing quick, easy.
- ✓ automatic safety stop holds blind where you want it—no slipping.
- ✓ Columbia's special Snap-Stop keeps blind from rattling, banging when window is open.
- ✓ "famous fourteen" colors fit harmoniously into any color scheme.

THE COLUMBIA MILLS, INC. • 428 SOUTH WARREN STREET, SYRACUSE 2, N. Y.



Builders:
Gross Morton, Jamaica, N. Y.

Architect:
Benjamin Braunstein, Jamaica, N. Y.

Engineer:
Wm. H. Dusenbury, New York City

Plumbing & Heating Contractor:
Louis Light, Rosedale, N. Y.

GLEN OAKS VILLAGE

(Initial Group)

... 576 families kept comfortable with **B & G Hydro-Flo HEATING**

Here is a striking example of modern, large-scale housing. Glen Oaks Village, at 149th Street and Union Turnpike, Queens, New York, houses 576 families and is the forerunner of an even larger development.

The heating system is a B & G Hydro-Flo System with single main piping equipped with B & G MonoFlo Fittings. 24-hour circulation is provided by *quiet operating* B & G Universal Pumps, controlled by indoor-outdoor bulbs. Sixteen boilers, located in eight boiler rooms are required to handle the 95,000 sq. ft. of cast iron, free-standing radiation.

Hot water for domestic use is furnished by B & G Unitem Heaters in semi-tankless type installations, equipped with bronze-bodied B & G Boosters to assure temperature control and proper circulation of hot water to the fixtures.

Equipped throughout with B & G Hydro-Flo Products

The following B & G Hydro-Flo products were required to make the heating installation in Glen Oaks Village:

35 Universal Pumps • 2850 MonoFlo Fittings • 32 Compression Tanks • 32 Airtrol Tank Fittings • 8 Airtrol Boiler Fittings • 16 No. 12 Reducing Valves • 16 Relief Valves • 80 Automatic Air Vents • 14 Bronze-bodied Boosters • 28 Flo-Control Valves • 32 Unitem Water Heaters.



BELL & GOSSETT

Dept. AZ-32, Morton Grove, Ill.

Company

*Reg. U. S. Pat. Off.





THE JOKER IS...
**You, Not the Truck Owner,
 PAY THE TOLL!**

**Jammed shipping platforms
 are costly, wasteful. Prompt action
 now... can save you money for years
 to come!**

The prime reason why so many traffic managers today are finding it difficult to move goods in and out of plants quickly, *efficiently* — is because the shipping facilities weren't planned for future expansion.

Slow up goods on loading platforms, and what happens? An artificial bottleneck is created. Costs mount. The savings you're making in internal operation are being slowly drained away by idle man and truck hours. That's true of the trucks you *own or hire*.

Trucks need adequate platforms — room to move around in. The smart thing to do is call in your traffic manager, architect or engineer and *let them show you how they can save you money* — 5, 10, 20 years from today!

THE AMERICAN TRUCKING INDUSTRY

American Trucking Associations, Washington 6, D. C.



**CONSULT Your
 Traffic Manager,
 Architect
 and Engineer**



Celotex is on the march

with advertising geared to build business for you . . .



WE'RE TELLING ALL AMERICA

*"You can build attractive,
enduring homes at
common-sense cost today!"*

That's the stirring message of the tremendous new advertising campaign which Celotex has launched to stimulate business for the entire building industry.

In a series of smashing 2-page spreads in *The Saturday Evening Post*, *Better Homes and Gardens*, and other leading magazines—Celotex is telling millions of Americans that *now* is the time to build, because they can build a beautiful, livable home like the one shown above, at sensible cost. Even in these days of higher prices for everything!

Yes, Celotex is telling all America that thanks to the skillful planning of the nation's architects . . . the topnotch efficiency of its builders and suppliers . . .

Architect: Howard T. Fisher and Associates

and the use of multi-function materials that perform several important jobs at *one* low cost—home building costs *are* being kept within the means of families of moderate income.

This—the greatest advertising program in Celotex history—is the Celotex contribution to the cause of stimulating the building of new homes. This is what Celotex is doing to cooperate with architects, builders, suppliers, and everyone else who is a part of America's great building industry!

Build Strong for the Future . . . Build with

CELOTEX

REG. U. S. PAT. OFF.

BUILDING PRODUCTS

Insulating Building Boards • Asphalt Coated Insulating Sheathing
Insulating Lath • Insulating Interior Finishes • Rock Wool Insulation Products
Triple-Sealed Asphalt Shingles and Roofing • Gypsum Wallboard
Gypsum Lath, Plaster • Cemesto • Insulating Sidings • Acousti-Celotex
Flexcell Expansion Joints • Hard Board

THE CELOTEX CORPORATION • CHICAGO 3, ILLINOIS

We...

ONLY SELECTOMATIC GIVES YOU ALL THESE ADVANTAGES

More Capacity

Increases passenger carrying capacity during down peak periods up to 30% and during up peak periods as much as 20%! *Big savings for you!*

Reduced Waiting Time

Tests show that Selectomatic drastically reduces waiting time particularly at lower floors on down peak. *Building efficiency for you!*

No guesswork

Automatically adjusts service to meet ever-shifting traffic concentrations under up peak, off peak and down peak. *Better public relations for you!*

YOU CAN BE SURE... IF IT

selectomatic® does it . . .

selectomatic is more than a trade name. It is the result of Westinghouse and elevator users working together to create a control system that matches elevator service with demand automatically for all traffic conditions.

Because it is so basic—because it is so completely an outgrowth of actual service problems, Selectomatic has proved superior to all other elevator control systems for efficient passenger handling.

Why? Study the chart on the right. It is an actual operating record in a 15-story office building where Selectomatic is in operation. Note the greatly improved average waiting time—the marked improvement in service especially at the lower floors.

Selectomatic achieves this superior service through the use of the exclusive "floating load center" principle. High-zone cars automatically help out low-zone cars when they need help . . . vice versa. Consequently, each car works harder, makes more trips in a given period, thus increasing the number of passengers it can carry.

When you want the highest return on your elevator investment . . . come to Westinghouse.

WE CAN GIVE ANY ELEVATOR BANK* MORE PASSENGER CAPACITY

AND ONLY WESTINGHOUSE MAKES SELECTOMATIC!

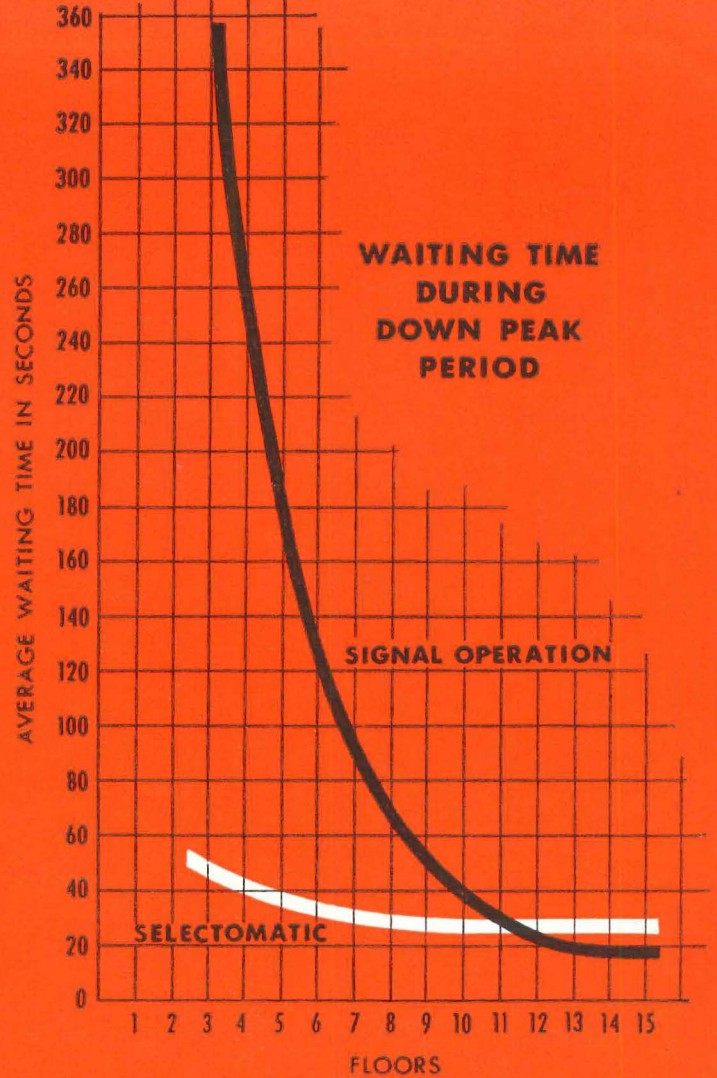
Efficiency

Not matched by any other system—only one push button settings throughout day. *Satisfied tenants for you!*

Reliability


Both mechanical and electrical—achieved through latest proved Westinghouse developments. *Savings and satisfaction for you!*

Send for booklet
B-3597—
"Selectomatic
Makes Elevators
Work As A Team."



Westinghouse

* 4 or more elevators



The Dormitory of Tomorrow

in Beautiful

**Architectural
Concrete**

Appleby Hall, Claremont Men's College, was designed with concrete walls, floors, stairs, balconies and roof slab to withstand seismic forces. Allison & Ribbe, architects. E. S. McKittrick Co., Inc., contractor.

THE new dormitories at Claremont Men's College, Claremont, Calif., featuring a simple floor plan and functional design, strike a strong masculine note as executed in architectural concrete.

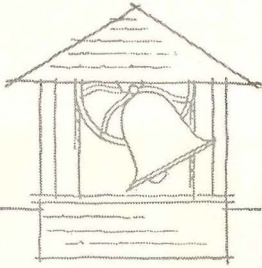
Architectural concrete is adaptable to any style the architect may conceive. While it is rugged and enduring, it can be molded economically into delicate ornamentation possessing a sculptural quality.

By following the tested principles of quality concrete construction architects can design architectural concrete buildings capable of resisting the climatic conditions prevailing in any part of the country, no matter how severe they may be.


PORTLAND CEMENT ASSOCIATION

33 WEST GRAND AVENUE, CHICAGO 10, ILLINOIS

A national organization to improve and extend the uses of portland cement and concrete . . . through scientific research and engineering field work




Little Red Schoolhouse that's **Easy on the Eyes**



... THE KALER SCHOOL, SOUTH PORTLAND, MAINE

Young eyes in this Portland schoolroom have a far better chance, thanks to this well-designed lighting installation. Suspended on 12" stems these Litecontrol fixtures are arranged in two continuous rows of 24 feet each. Illumination at desk level is strong, even and without glare—features that mean easy seeing, less fatigue and better marks.

Architect: John Calvin Stevens • Lighting Engineer: Norman F. Ross, Central Maine Power Co. • Lighting Equipment: Litecontrol No. 4124, 2-lamp louvered fixture • Lamps: 40 Watt — 3500 white • Total Wattage: 1200 • Watts per Square Foot: 1.6 • Footcandles: 45 Initially




Every one of the many Litecontrol fixtures is made to be "easy on the eyes" in *both* illumination and appearance. They are designed to put smooth, evenly diffused light on work areas—blend gracefully into any architectural design.

And once installed, the sturdy construction insures more years of service.

Specialists in better lighting, Litecontrol engineers are a prolific source of new ideas. They'll be glad to help you with advice or complete lighting layouts.

...with **LITECONTROL FIXTURE NO. 4124**

Designed for "ease of seeing" this 2-lamp fixture has the low brightness, evenly illuminated louvers and trim appearance that make it ideal for classroom or office use. Easy to install, it is also easy to maintain. Hinged louvers simplify relamping and cleaning. Spring loaded catches permit louver opening without tools. Finished in baked white enamel with aluminum end cap ornaments.



Cat. No.	Lamps	Length	Width	Height
4124	2-40w	49"	12"	5 1/4"

Adjustable spotlight No. 4100-22 available for use in continuous runs for either surface or pendant mounting. No. SC-1 Double Pendant, 24" stems; No. P-1 Single Pendant, 24" stem.



LITECONTROL

Fixtures

KEEP UPKEEP DOWN

LITECONTROL CORPORATION
36 PLEASANT STREET, WATERTOWN 72, MASSACHUSETTS


DESIGNERS, ENGINEERS AND MANUFACTURERS OF FLUORESCENT LIGHTING EQUIPMENT DISTRIBUTED ONLY THROUGH ACCREDITED WHOLESALERS

For all types of building

ALUMINUM

MAKE SURE OF CLIENT'S SATISFACTION BY SPECIFYING
ALUMINUM WINDOWS BEARING THIS

Quality Seal



In the months to come, you'll probably be specifying aluminum windows more and more often. The trend is that way.

Clients *want* the advantages fine aluminum windows offer: good looks, ease of operation, low maintenance, never any painting, years of trouble-free service.

But—not *all* aluminum windows guarantee all these qualities.

You can make sure by specifying aluminum windows bearing "Quality-Approved" Seal. This seal is used only by those manufacturers whose aluminum windows, when tested by the independent Pittsburgh Testing Laboratory, conform to rigid specifications.

The seal guarantees windows (double-hung, casement or projected types) that meet the highest standards for quality of materials, strength of sections, soundness of construction, and minimum air infiltration.

Make *sure* the "Quality-Approved" Seal is on the aluminum windows you specify. Consult Sweet's (Section 16/a) or write complete specifications and names of manufacturers whose windows qualify for the Seal. Address Dept. R.



**QUALITY
APPROVED**



(TYPE)

A.W.M.A. Quality Specifications—Materials, Construction, Strength of sections and Air infiltration requirements—confirmed by PITTSBURGH TESTING LABORATORY.
MEMBER—ALUMINUM WINDOW MANUFACTURERS ASSOCIATION


Aluminum Window Manufacture

the trend is more and more to

WINDOWS!

INDUSTRIAL

Hibbard, Spencer, Bartlett & Co. plant, Evanston, Ill. Architect: Engineering Systems, Chicago.



COMMERCIAL

Ring Building, Washington, D. C. Designer: Ring Engineering Co., Washington, D. C.



HOSPITAL

Harkness Pavilion, Columbia Presbyterian Medical Center, New York, N. Y. Architect: Voorhees, Walker, Foley & Smith.



SCHOOL

High School, Harrison, N. Y. Architect: R. P. Vignola.



MONUMENTAL

United Nations Secretariat Building, New York, N. Y. Architects: U. N. Board of Design Consultants, Wallace K. Harrison, Director.




Association


209 CEDAR AVE., TAKOMA PARK, WASHINGTON 12, D. C.

New BACK-WIRED OR TOP WIRED HEAVY-DUTY FLUSH TUMBLER SWITCHES

H & H



BACK-WIRING saves bother of bending or looping wires. Wire goes straight in,— is held firmly and permanently by a wire clamp. Makes a neat, strong connection with no exposed wire ends. Use of heavier wire makes back-wiring the easier way; top-wiring (with conventional binding screws) optional with these switches. Wire clamp is especially designed for fast work and a fast hold on No. 10 to 14 wire. Binding screws take same sizes of wire.



"T" RATED — 10 & 20 AMPERES

COMPLETELY NEW re-designed and improved switch mechanism includes these standout features:

- (1) Double switch blades protected by two Bakelite barriers which positively snuff the arc.
- (2) Self-aligning double switch blades provide positive connection with solid one-piece stationary contacts.
- (3) Shallow, recessed Bakelite base, 1 1/2" deep, leaves ample wiring room in the box.
- (4) Switch mechanism is totally enclosed in a solid base and protected by durable Bakelite cover.
- (5) One-piece base plate with washer-type plaster ears is firmly locked into Bakelite switch cover.

Available in 10 and 20 Amp. sizes for all standard connections.

HART & HEGEMAN DIVISION

THE ARROW-HART & HEGEMAN ELECTRIC COMPANY, HARTFORD 6, CONN., U.S.A.

Now...

HI-DENSITY LEADS ...Hi-Visibility Prints

ROUND LEADS

in 18 evenly spaced degrees—
from a "metal-draft" 9H thru
the tracing degrees, and down
to a 7B super-soft.

OR CHISEL POINT LEADS

Exclusive rectangular shape
gives you a longer wearing
point—20% less frequent
sharpenings. 6 degrees—6H,
4H, 2H, HB, 2B and 4B.



OPAQUE LINES!

Exclusive *Hi-Density* quality assures tracings
that will reproduce with *brilliant* contrast.

UNIFORM GRADING!

Every 2H or 4H is like every other—always.
So, too, with all degrees.

SMUDGE-FREE WORK!

Opacity, without thick, smudgy lead deposit.
Easier to erase, too.

SPEED!

Microtomic leads are heat-strengthened for
long wear. Fewer re-pointing interruptions.
More work output.

WORK-TO-BE-PROUD-OF!

Smooth-gliding Microtomic quality produces
line work of beautiful uniformity—work that
builds reputation.

DEGREES AS WANTED!

18 in all—evenly graduated and precision con-
trolled. Choose your favorite—it will never let
you down.

"VANDYKE" EBERHARD FABER, U.S.A. - 3H
MICROTOMIC GRAPHITE



Try the *Hi-Density*
MICROTOMIC
VAN DYKE
DRAFTING PENCILS
FREE!

EBERHARD FABER PENCIL COMPANY
37 Greenpoint Ave., Brooklyn 22, N. Y.

YES, I want to see for myself this super quality
MICROTOMIC Van Dyke. Please send me a sample
..... Chisel Point, or..... Round Lead.

Degree.....
NAME.....
NAME OF COMPANY.....
COMPANY ADDRESS.....
CITY AND STATE.....
DEALER'S NAME.....

*TRADEMARKS, REG. U. S. PAT. OFF.



**PRINCETON UNIVERSITY
SWIMMING POOL**

Herbert Lowell Dillon Gymnasium
Aymar Embury II, *Architect*
Matthews Construction Co., *Builder*

Enduro-Ashlar Architectural Terra Cotta, in unit sizes up to 24" x 42", is creatively utilized. Princeton's orange and black, in imperishable ceramic colors, key the decorative scheme even to large terra cotta spectator seats, which alternate the two colors. Between Princeton's insignia on the walls, the shields of Yale, Harvard, Cornell, Columbia, Brown, Dartmouth, Pennsylvania, West Point and Annapolis are faithfully reproduced in design and their brilliant true colors, even gold.

Color and Versatility Unlimited when you specify
ENDURO-ASHLAR architectural terra cotta

You can unbridle your creative ability when you design with Enduro-Ashlar Architectural Terra Cotta—the colorful, practical material of proved permanence. Federal Seaboard, during its 60 years continuous operation, has mastered new skills in the making and shaping of Enduro-Ashlar Architectural Terra Cotta. Result—plasticity of form, color and texture that keeps pace with your imagination, for monumental, industrial or mercantile construction or for modernization. Individual units large or small, brilliant or delicate colors, Enduro-Ashlar provides enduring beauty . . . its fire-hardened glazed surfaces resist weather-stain, even big-city grime.


Construction detail, data, color samples, estimates, advice on preliminary sketches, will be furnished promptly without cost. Send your inquiry now.

FEDERAL SEABOARD TERRA COTTA CORP.

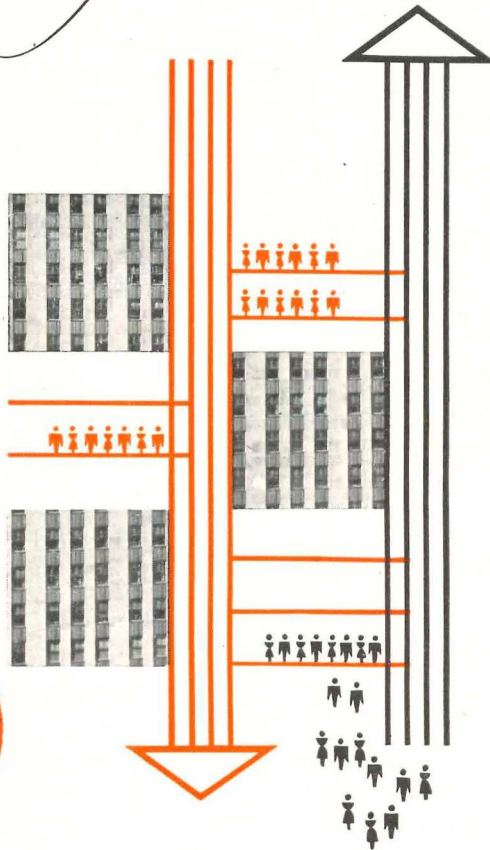



10 EAST 40th STREET, NEW YORK 16, N. Y.
PLANTS AT PERTH AMBOY AND SOUTH AMBOY, N. J.

an entirely new concept of elevating



handles suddenly
bunched traffic
automatically



It no longer matters how people move around in an office building. They can come into the lobby in droves; go down for a snack in bunches; or come out of sales meetings en mass—anytime! They can still have good elevator service. For each of the 6 AUTOTRONIC Traffic-Timed ELEVATORING programs has been engineered to handle all traffic surges within its pattern—automatically! And it doesn't matter how sharp or heavy the surges are, the AUTOTRONIC system will take care of them and re-balance itself without any assistance from the starter.


Booklet B-721-F explains how OTIS AUTOTRONIC Traffic-Timed ELEVATORING matches service to all 6 of today's traffic patterns...provides automatic operation and supervision for NEW or EXISTING groups of elevators...and improves service in office buildings, hotels, hospitals and department stores.

Address: Otis Elevator Company,
260 11th Avenue, New York 1, N. Y.

Otis...first with Electronic Signal Control...again first with Traffic-Timed Elevating



OTIS AUTOTRONIC *Traffic
Timed* ELEVATORING





Shirlington, Virginia, shop of Frank R. Jelleff, Inc., Washington, D. C.

WOOD... Designed for Selling

The use of beautifully formed and finished wood to display merchandise attractively and to impart a pleasant shopping atmosphere is one of the traditional principles of store design. Almost equally traditional is the dependence of leading architects and designers upon the craftsmen of Woodwork Corporation to render their ideas skillfully and faithfully in wood. In addition to many distinguished retail establishments, a long list of hotels, clubs, dining rooms, office suites and churches noted for their beautiful wood interiors provide impressive proof of the effectiveness with which creative men and Woodwork craftsmen have worked together for two generations. Whether your plans involve a complete wood interior or a single display case, here at Woodwork Corporation are the skill and facilities you need. Your inquiry will receive immediate attention and a prompt reply.



WOODWORK CORPORATION OF AMERICA

1426 WEST TWENTY-FIRST STREET • CHICAGO 8, ILLINOIS

Despite today's high cost of labor AIR FILTERING COSTS HAVE COME

DOWN!

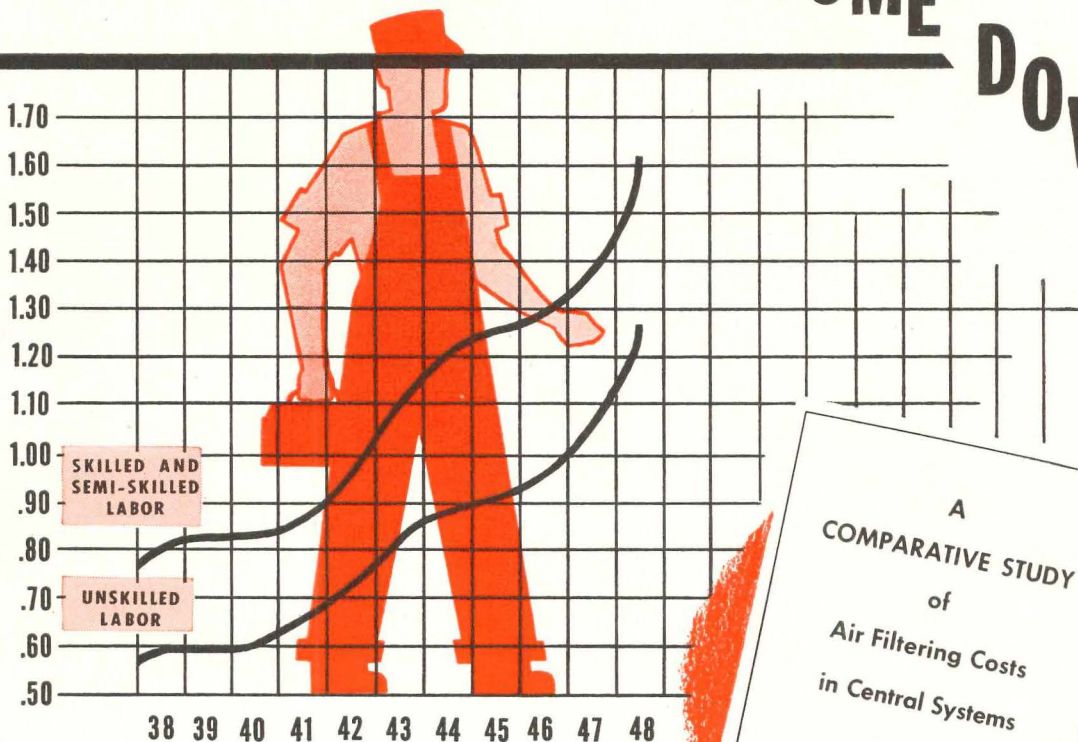
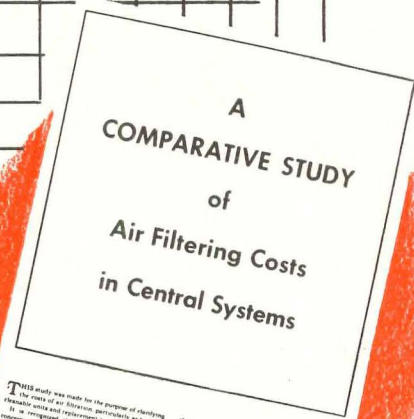


Chart interpreted from THE CONFERENCE BOARD'S statistics



THIS study was made for the purpose of clarifying the cost of air filtration, particularly as between rotation-replacement type air filters and impingement type air filters. It is recognized that accurate cost data are essential in specifying an efficient and modernizing air conditioning installation, and that accurate data not only are indispensable for filter selection but also are important in the trend of labor costs. Statistics compiled by The Conference Board.

With construction and maintenance costs at high levels, it's important that every practical economy be effected in planning new projects—such savings as are possible in air filtering systems.

Efficient DUST-STOP* Replacement-Type Filters save money two ways. Installed at a fraction of the price of most comparable systems, they also eliminate costly maintenance operations. No manual cleaning and reoiling! No need for expensive equipment!

The cost of using DUST-STOP Filters, themselves, has come down, too. Wide use of 1" filters has cut central system filtering costs. The rotation-replacement plan, using two or four 1" filters per cell, has further slashed maintenance bills.

Prove the Facts YOURSELF

Write for your FREE copy of "A COMPARATIVE STUDY OF AIR FILTERING COSTS"

This study gives you the facts and provides a work sheet on which to insert your own figures. In a few minutes, you can prove for yourself which type of air filter is most economical for any central system. Write Owens-Corning Fiberglas Corporation, Dept. 831, Toledo 1, Ohio. In Canada, Fiberglas Canada Ltd., Toronto, Ontario. Cable address: "FIBERGLAS" Toledo, Ohio, U.S.A.

DUST STOP*

*T. M. REG. U. S. PAT. OFF.

*DUST-STOP is the trade-mark of Owens-Corning Fiberglas Corporation for impingement-type air filters made of glass fibers. FIBERGLAS is the trade-mark (Reg. U. S. Pat. Off.) of Owens-Corning Fiberglas Corporation for a variety of products made of or with glass fibers.

AIR FILTERS —a Fiberglas* product

★

That heavenly Cardinal Restaurant
 greets you with that heavenly
 HOOKSETT CARPET BY LEES

★



"Through these portals pass the most beautiful carpets in the world!"—say the hosts of the fabulous new Cardinal Restaurant on 57th Street. Here, Lees handsome Hooksett welcomes New York's elite with a magnificent expanse of lavish, rich green—all through the spacious foyers, dining rooms and lounges.

Hotels, restaurants, theatres, Pullmans and public buildings everywhere are using Lees Hooksett as the basis of their decor. Lees Hooksett gives you the most value for your carpeting dollar because its loop construction fabric, with wool woven through the

back, is made for heavy traffic and has proved its superiority in actual use.

Choose from a wide range of colors and patterns, or have custom designs developed for your individual tastes. Send for samples and further specific information from James Lees and Sons Company, Contract Carpet Division, Bridgeport, Pennsylvania; or Showroom No. 1814, Merchandise Mart, Chicago, Illinois.



When you Specify FABRON Wall Covering . . .



. . . We Gladly take over the "Headaches"




FABRON, being a specialty which combines both decorative and structural advantages, requires a somewhat different handling in its specification, if it is to be made available to your projects at its true cost. Yet the procedure is basically a simple one: our free Consulting Service will gladly assume all the "headaches".

With more than 30 years of technical and practical experience in institutional and commercial fields, our "Architect's Consulting Service" will serve you efficiently as though it were a part of your organization. From blueprints we estimate your requirements for material, establish costs, submit for your approval samples covering a complete and comprehensive decorative schedule, room by room. Whenever desired, we can also recommend reputable contractors experienced with the installation of FABRON.

If you call on us when **PLANNING A PROJECT**, at the pre-specification stage, we can help you to obtain a FABRON estimate that falls within the average budget, and offer suggestions that will avoid any possible contractors' penalties or "extras" later on.

FREDERIC BLANK & CO., INC. • Est. 1913 • 230 PARK AVE., NEW YORK 17, N.Y.
Represented in Canada by The Robert Simpson Company, Limited

- In one operation, FABRON hides plaster blemishes, prevents expensive plaster repairs, assures complete washability and color fastness. Saves money to the owner by eliminating periodic redecorations. Initial cost falls within present-day budget. Furnished in double rolls. Applied like wallpaper. Easily repaired by invisible inlay method. More than 180 colors, textures and patterns offer a decorative latitude unmatched by conventional treatments. And—FABRON prevents the spread of fire, carries the label of the Underwriters' Laboratories, Inc.



COLONIAL HOSPITAL
Rochester, Minnesota

Kahler Corporation
Roy Watson, Pres. & Gen. Manager
Ellerbe & Co., Architects

Located in medically-famous Rochester, the Colonial Hospital installed FABRON throughout its recently completed new wing. Other Kahler Corporation enterprises making extensive use of FABRON are the Hotel Kahler and Hotel Damon, both in Rochester.

Fabron®



The canvas-plastic-lacquer wall covering for institutions



INDIANAPOLIS

1. ARSENAL TECHNICAL HIGH SCHOOL GYM

Vonnegut, Bohn & Mueller, Architects; Wm. P. Jungclaus Co., Inc., General Contractors

2. GEORGE WASHINGTON HIGH SCHOOL

Vonnegut, Bohn & Mueller, Architects; Wm. P. Jungclaus Co., Inc., General Contractors

3. BROAD RIPPLE HIGH SCHOOL

Vonnegut, Bohn & Mueller, Architects; Service Construction Co., General Contractors; J. L. Simmons Co., Inc., General Contractors

4. CRISPUS ATTUCKS HIGH SCHOOL






Harrison & Turnock, Architects; D. A. Bohlen & Son, Architects; Service Construction Co., General Contractors

5. THOMAS CARR HOWE HIGH SCHOOL

McGuire & Shook, Architects; J. L. Simmons Co., Inc., General Contractors


6. SACRED HEART HIGH SCHOOL

D. A. Bohlen & Son, Architects; Service Construction Co., General Contractors



chooses **MEDART**

...for top gym installations. These six prominent schools... 5 Public High Schools and 1 Denominational... recognizing that "MEDART SERVES THE NATION'S SCHOOLS"... chose MEDART! Medart is proud of these installations in the heart of the basketball center of the country. Basketball fans everywhere will applaud these modern gyms that are so well equipped for playing and viewing... the greatest of indoor scholastic sports.



View showing Telescopic Gym Seats in open position and practice court Backstops swung-up out of the way for viewing game on main exhibition court.



View showing Telescopic Gym Seats in closed position and practice court Backstops lowered for use in gym classes permitting two games to be played at one time... (Telescopic Gym Seats require only 32" of floor space in closed position.)

FRED MEDART PRODUCTS, INC.

LEADERS FOR OVER 75 YEARS IN THE
MANUFACTURE OF SCHOOL EQUIPMENT

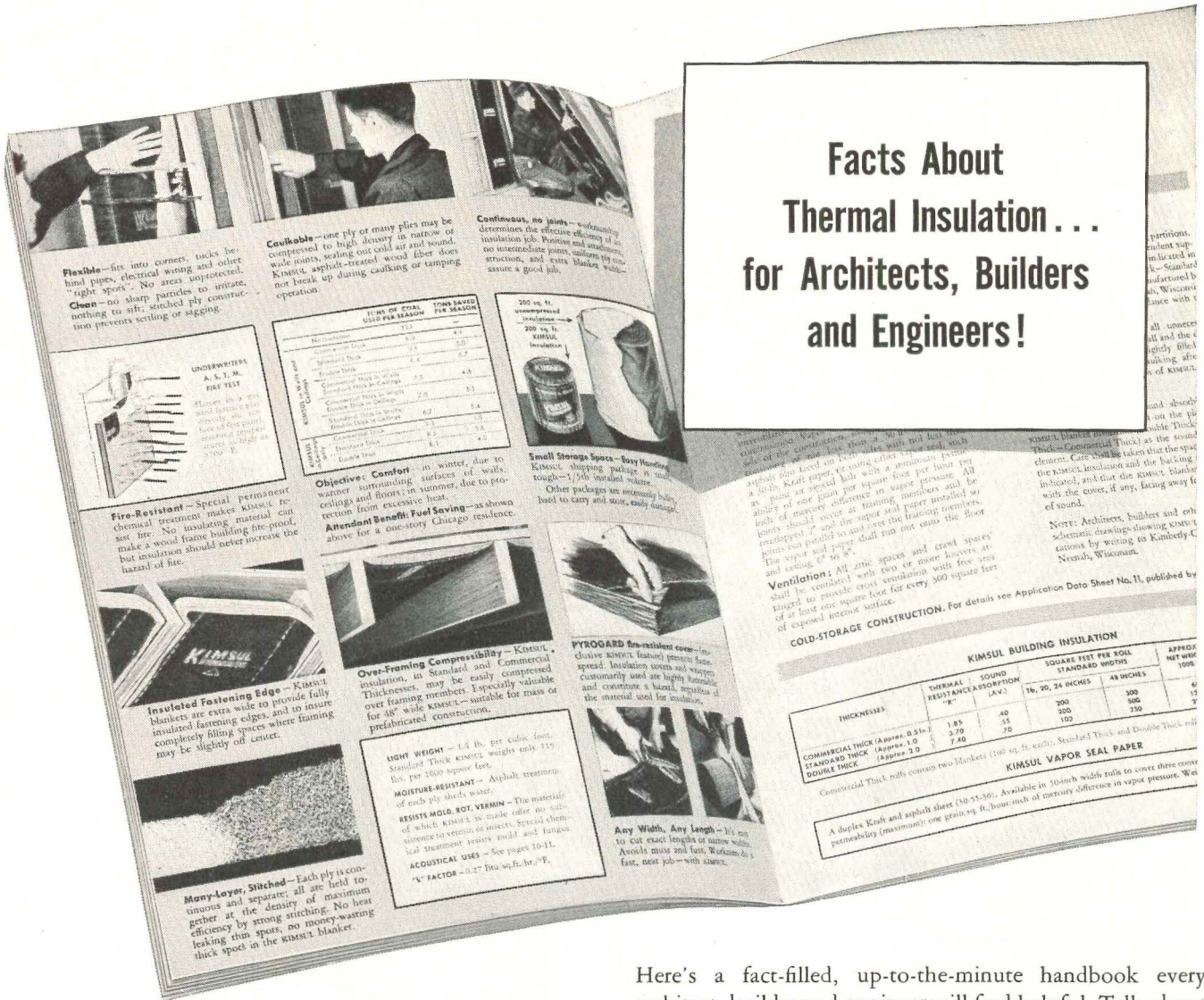
3535 DEKALB ST.



ST. LOUIS 18, MO.

You'll want to have this

1949 Kimsul* Technical Booklet!



Facts About Thermal Insulation... for Architects, Builders and Engineers!

For Your Free Copy, Mail This Coupon Today!



KIMBERLY-CLARK CORPORATION
NEENAH, WISCONSIN
Please send me my free copy of the 1949 Kimsul Technical Book.

I am an architect a builder an engineer


NAME.....

ADDRESS.....

CITY.....

ZONE..... STATE.....

AR-549



*T. M. Reg. U. S. & Can. Pat. Off.

Owner Satisfaction . . .

STILL ANOTHER CITATION FOR **PETRO** HEAT

Different engineers and architects specify Petro oil heat for different reasons. Some refer to the luxuriant warmth, comfort and convenience a Petro provides. Others emphasize its freedom from costly upkeep. Still others endorse its cleanliness — its contribution to good health.

But all agree on one thing. In *owner satisfaction*, Petro cannot be surpassed. As Mr. Margulies puts it, "Whenever I've specified

Petro equipment, owners have cited its dependability and economy."

Yes, the fuel savings made possible by such exclusive Petro economy features as Thermal Viscosity Control soon pay for a Petro installation many times over. Incorporating the "know-how" of more than 45 years' specialized oil heat experience, a Petro can be relied on for dependable oil heat in any building — *yours included*.

A senior member of Lippincott & Margulies, Inc., Mr. Walter P. Margulies personally directs design of establishments which sell goods and services. He has become as widely known for his close attention to maintenance features as for his modern building interpretations. Recently completed assignments include such diverse projects as a hotel cocktail lounge in New York and a supermarket in Pennsylvania. Concerning oil heating Mr. Margulies says:

"Easy and low cost maintenance of oil burning units makes them popular as a source of heat in private homes and commercial buildings.

"Individual householders appreciate the lack of cleaning detail; owners of large buildings like oil burning's unfailing performance. Wherever I've specified Petro equipment, owners have cited its dependability and economy. Efficient service of the Petro dealer helps engender further confidence in the Petro name."

INDUSTRIAL MODELS: No. 5 or No. 6 fuel oil; manual, semi-automatic or automatic operation; 8 sizes to 450 bhp. Thermal Viscosity preheating.

DOMESTIC MODELS: No. 3 or lighter oils; "conversion" and combination-unit types, 7 sizes. Patented "Tubular Atomization."

FULL DATA on Petro Industrial Burners are in catalog files of Sweet's and Domestic Engineering. Details on Petro Domestic Burners available in separate catalog. Copy of either sent gladly on request.



PETRO

REG. U.S. PAT. OFF.


cuts steam costs

PETROLEUM HEAT AND POWER CO.

Stamford, Connecticut

*Makers of Good Oil Burning Equipment
Since 1903*

Put up
a good front
with
stainless



When it came time for the Cincinnati & Suburban Bell Telephone Company to re-design the entrance to its office building, the architects didn't debate long over "what metal?"


They specified ARMCO 18-8 Stainless—for its lasting beauty and eye appeal, its resistance to a corrosive industrial atmosphere, its great strength and ease of cleaning.

This same rustless metal is being used in countless places in modern architecture . . . from mullions, spandrels, store fronts and signs to gleaming kitchen equipment in

famous hotels and restaurants. There is hardly a use for metal where stainless won't do the job better.

ARMCO Stainless is an economical metal, too. When you consider that labor costs are the biggest single charge in construction, it is "dollar-wise" to specify a material that gives you and your clients so many advantages.

See your SWEET'S CATALOG for additional information—or write to Armco Steel Corporation, 180 Curtis Street, Middletown, Ohio. Export: The Armco International Corporation.



A GROWING USE for ARMCO Stainless Steel is in roof drainage systems. Here, for no more cost than for other quality materials, you can have greater strength, pleasing neutral color, and a durable installation. Write for free descriptive booklet.

ARMCO STAINLESS STEELS



Ready Now! . . . GUIDE to HOSPITAL LIGHTING

Prepared by HOLOPHANE ENGINEERS . . .

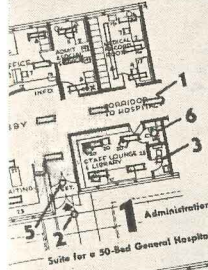
Write for
Your
Copy!

Keyed to the ELEMENTS of the GENERAL HOSPITAL
Published by Hospital Facilities Section, U.S.P.H.S

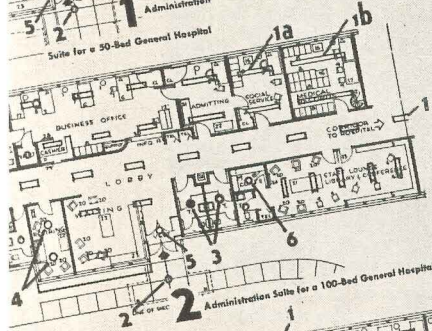
Featuring LIGHT CONTROL SYSTEMS and Application Data For these Areas:

Administration Offices
Anterooms
Autopsy
Balconies
Central Linen
Clean-up Rooms
Closets
Cystoscopic Room
Delivery Corridor
Delivery Rooms
Dental Surgeries
Dining
Dishwashing
Doctors' Locker Room
Doctor's Offices
Ear, Nose & Throat
Examination Room
Examination & Treatment
Exercise Areas
Eye Examination
Film Filing
Flower Room
Housekeeper
Hydrotherapy
Issue & Receiving
Kitchen
Labor Rooms
Laboratories
Laundry
Local Corridors
Manufacturing
Morgue
Museum
Nurseries
Nurses' Locker Room
Nurses' Station
Nurses' Work Room
Occupational Therapy
Office for Exercise Areas
Operating Rooms
Pantries
Pharmacies
Physical Therapy
Playroom
Public Corridors
Public Lobby
Public Vestibule
Radiography
Sick Room 1 Bed
Sick Room 2 Bed
Sick Room 4 Bed
Soiled Linen
Solariums
Solution Rooms
Special Diets
Staff Lounge
Stairs
Sterilizing Areas
Storage
Surgical Corridors
Utility Rooms
Waiting Rooms
Wards

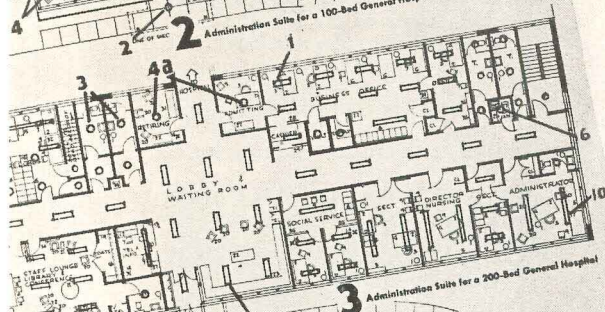
ADMINISTRATION SUITES



5 F172B, 100-130 W. 12" INC. LAMP
VESTIBULE (SEE PAGE 43)



2 Administration Suite for a 100-Bed General Hospital

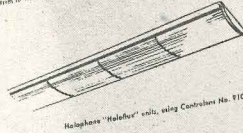


3 Administration Suite for a 200-Bed General Hospital

COLOR SCHEDULE

SURFACE	VESTIBULE		WAITING		CORRIDOR		OFFICES		STAFF LOUNGE	R.F.	STAIRS
	R.F.	80-11	R.F.	80-11	R.F.	80-11	NORTH	SOUTH			
CEILING	80%	80-11	80%	80-11	80%	80-11	80%	80%	80-2	85%	White
WINDOW WALLS	60%	60-9	40%	60-5	50%	50-9	60%	60%	60-11	60%	60-9
OTHER WALLS	50%	50-9	35%	55-12	30%	30-11	50%	50%	55-12	50%	50-9
FLOOR	40%	40-9	40%	40-11	40%	40-9	40%	40%	40-3	40%	40-9
TRIM*	40%	40-9	40%	40-11	40%	40-9	40%	40%	40-3	40%	40-9
BASEBOARD	30%	30-11	30%	30-11	30%	30-11	30%	30%	30-3	30%	30-11
CABINETS	—	—	—	—	—	—	40%	40%	40-5	45%	45-12
FURNITURE	—	—	—	—	—	—	40%	40%	40-5	45%	45-12

* Paint set firm to window walls



Holophane "Waldorf" ceiling lighting fixture, using Contract No. 1100

- 1 F101-G, 4" 0" UNIT-3 LAMPS (40 W.)-LOBBIES-18 F.T.C. AVE.
- F102-G, 4" 0" UNIT-3 LAMPS (40 W.)-LOBBIES AND OFFICES-30 F.T.C. AVE.
- F103-G, 4" 0" UNIT-1 LAMP (40 W.)-OFFICES-30 F.T.C. AVE.
- 1a F103-G, 8" 0" UNIT-3 LAMPS (40 W.)-OFFICES-30 F.T.C. AVE.
- 1b F103-G, 12" 0" UNIT-3 LAMPS (40 W.)-OFFICES-30 F.T.C. AVE. (SEE PAGES 43, 33 AND 34)



2 F270, 100 W. 12" INC. LAMP
ENTRANCE CANOPY (SEE PAGE 44)



4 F363B, 300 W. SILVER BOWL LAMP
RETIRING ROOM-30 F.T.C.

4a 6544D, 300 W. SILVER BOWL LAMP
RETIRING ROOM-21 F.T.C. (SEE PAGE 44)



3 C312D, 100-130 W. 12" INC. LAMP
TOILETS (SEE PAGE 44)



6 606-KC, 615-BC, 60 W. 12" INC.
LAMP CLOSETS (SEE PAGE 43)



7 00276, 20 W. 12" INC. LAMP
RECORD FILES (SEE PAGE 44)

Correct lighting for the modern hospital is based on two vital considerations . . . (A) COST: design and selection of equipment must be such that the first cost may be reduced, unnecessary repairs eliminated and expenses for labor, fuel and power held at a minimum . . . (B) EFFECTIVENESS: the visual environment must be designed "to protect and promote the health and safety of patients and employees . . . to promote the maintenance of sanitary conditions," (From U.S.P.H.S. Hospital Construction Guide) . . . Recommendations made in this new Holophane book offer the best available balance between effective hospital lighting and the need to meet low costs . . . IMPORTANT NEW FEATURE: Schedules that indicate proper paint colors for all hospital interiors, supplementing lighting layouts and fixture recommendations.

56 Pages of authoritative practical information—
forwarded without charge.

HOLOPHANE COMPANY, Inc.

Lighting Authorities Since 1898 • 342 MADISON AVENUE, NEW YORK 17, N.Y.
THE HOLOPHANE COMPANY, LTD., THE QUEENSWAY, TORONTO 14, ONTARIO

GUIDE
TO
HOSPITAL LIGHTING

Keyed to
"ELEMENTS of the GENERAL HOSPITAL"
Published by
HOSPITAL FACILITIES SECTION
U. S. PUBLIC HEALTH SERVICE
FEDERAL SECURITY AGENCY

Holophane Company Inc., 342 Madison Avenue, New York 17, N. Y.
Please send your "Guide to Hospital Lighting" without charge.

ORGANIZATION.....

ADDRESS.....

INDIVIDUAL.....




Take advantage of this


**UNEQUALED
EXPERIENCE
UNEQUALED
PRODUCTION**

When you specify Aerofin finned heat-transfer surface, you specify high efficiency, long life and easy maintenance. As pioneer in the field, Aerofin has developed unequalled know-how and production facilities to apply to your particular heat-transfer application. Continual research accounts for the accuracy of Aerofin's published ratings. You can use them with full confidence.

*Throughout the
Air Conditioning Industry—*




**Aerofin units do the job
Better, Faster, Cheaper**



Aerofin manufactures finned heat-transfer surface exclusively. The experience gained by such specialization permits the selection of just the right surface and materials for each particular job — for each application.



Attention to the many details that make up the completed unit typifies the Aerofin way. For instance, in this particular coil, careful brazing of the return tubes to the header plates assures leak-proof construction.






Aerofin controls every phase in the production of its finned heat-transfer coils and units. This control is maintained by rigid specifications and inspection, and all assembly is done in the Aerofin plant.

AEROFIN CORPORATION

410 South Geddes St. SYRACUSE 1, N. Y.

NEW YORK • CHICAGO • CLEVELAND • DETROIT • PHILADELPHIA • DALLAS • SAN FRANCISCO • MONTREAL

Put Long-lasting Performance into your lighting panel



Ⓢ Type ND1B Dublbrak Circuit Breaker Panelboards combine the finest features of automatic *thermal* trip with quick-acting, double make and break connections. Individual,

heavy-duty type circuit breakers provide automatic protection against overload or short circuits. Standard or narrow column types for easy installation . . . assembled to fill individual needs with long, trouble-free service.



Capacities: 15 to 50 amperes, 4 to 42 branch circuits, 125 volts AC or DC, 3 or 4 wire solid neutral mains.

The value of any panelboard lies within! Make certain you buy long-lasting, trouble-free performance for lighting branch circuit service.

Whatever your preference—circuit breakers or switch and fuse . . . whatever your needs . . . few or many . . .

Ⓢ Panelboards are *standardized* in design, but tailored for your particular installation.


Shown here are but three Ⓢ Panelboards . . . all Underwriters' Laboratories, Inc., approved . . . any one of which will fill your panelboard needs . . . all of which will supply the dependable, long-lasting performance you want.



Ⓢ Type NAC1B Thermag Circuit Breaker Panelboards are tailored to fit your needs. The *thermal-magnetic* action of the individual circuit breakers provides time-lag characteristics on momentary,

harmless overload, and instant and automatic protection against short circuits or dangerous overloads . . . in hotels, stores, institutions, and public buildings. These *fuse-less* panelboards are available in a variety of sizes . . . furnished in standard or narrow column types . . . and built for long-lasting performance.

Capacities: 15 to 50 amperes, 120 volts AC only—4 to 42 branch circuits with 3 or 4 wire solid neutral mains.




Ⓢ LNT1P Safety-type Panelboards combine single pole, heavy-duty tumbler switch and plug fuse into a four circuit standardized section. The Ⓢ Tumbler Switches are of quick-make, quick-break

type with double break contacts. All parts, including switches, are applied from rear, providing safety under all operating conditions . . . year after year. The Ⓢ LNT1P Panelboard is excellent for practically any industrial or commercial installation requiring panelboards for centralized switching control.

Capacities: 30 amperes, 250 volts, 4 to 42 branches, for 3 or 4 wire solid neutral mains.

Ask for Bulletin 301




Frank Adam Electric Co.

ST. LOUIS 13, MISSOURI

Makers of BUSDUCT • PANELBOARDS • SWITCHBOARDS • SERVICE EQUIPMENT • SAFETY SWITCHES • LOAD CENTERS • QUIKHETER

Modine Coils Heat Huge Caterpillar Engine Factory



This is Caterpillar's new diesel engine factory. The 214 Modine Coils which heat it handle 2,355,000 cubic feet of air per minute—an amount equal to the space occupied by an elevator shaft 5½ miles high! Note the eighteen penthouses on the building's roof. These house the heating coils that furnish 160,000,000 BTU per hour.



Non-overloading type fans supply heated air to the production floor through ducts (see arrow). Caterpillar officials find employees like this comfortable, healthful heating system.

Fresh air—or a mixture of fresh and re-circulated air—is passed through heating coils to the air washer. Heated air is there washed and supplied to the fans for circulation.


**214 Modine Coils in
New Plant Furnish
160,000,000 Btu/hr.**

PEORIA, ILLINOIS—Busy turning out engines that will give life to the equipment it builds is the mammoth new Caterpillar Tractor Co. engine factory located at Peoria, Ill. This single building covers 22 acres of land . . . contains 32 acres of floor space,

To solve the problem of heating a building this large, Caterpillar engineers selected 214 Modine Non-Freeze Heating Coils.

Like Caterpillar and many other well-known firms in industry—you can rely on Modine to give you the right answer to your heating or cooling coil problems. With 8 types and more than 3600 models and sizes to choose from, it's easy to select the right Modine Coil to fit your specific heating, air-conditioning or processing requirements. Get complete catalogs. Call the Modine Representative listed in the "Where-to-Buy-it" section of your phone book, or write Modine Manufacturing Co., 1510 Dekoven Avenue, Racine, Wisconsin.

**Send for New Modine
Heating and Cooling Coil
Catalogs Today!**




Memo to Equipment Manufacturers

If you build equipment using heating or cooling coils, Modine engineers will be happy to work with you in developing coils which exactly meet your specific requirements. Write today!


Modine COILS For Heating and Cooling

C-1021



Where **SAFETY** and
ATTRACTIVENESS MEET

NORTON *non-slip* FLOORS




TERRAZZO AGGREGATE

Alundum terrazzo aggregate is specially prepared for monolithic or pre-cast terrazzo in seven colors. It not only makes terrazzo floors, stairs and ramps permanently non-slip, permanently wear-resisting — but produces interesting and attractive effects with the marble or granite selected.



CEMENT FLOOR AGGREGATE

Incorporated in a cement or asphalt floor in proper proportion and manner, Alundum (c. f.) aggregate provides a permanently non-slip surface. It reinforces the cement and increases its durability several times. The surface is unimpaired by water, oil or similar conditions.



STAIR AND FLOOR TILE


Alundum stair and floor tile — in nine colors and eight sizes — makes stair nosings and vital walkway and ramp areas permanently non-slip and wear-resistant. The stair type is recommended as a step nosing for marble, tile, terrazzo, concrete or all-steel stairways.

NEW and modernized stores and buildings have utilized Alundum ceramic mosaic tile to make entrances *safe* as well as attractive. Alundum mosaic tile combines two important advantages: positive, permanent non-slip protection even when wet — and extreme resistance to heavy foot traffic without showing measurable wear. Being non-resonant, it is quiet, comfortable under foot. Because of the comprehensive selection of shapes, sizes and colors, it is adaptable to a wide variety of designs and color combinations.

Applications include: entrance vestibules; lobbies, corridors; showers, lavatories, wash-rooms; swimming pool runways, edges; soda fountains and restaurants where wet floors are a hazard. Ask for CATALOG #1935.



See our Catalog in Sweets (SA and SE)



Every Clock On Time

*NOW
without
special
clock
wiring*

Every clock in the building or plant showing the same uniform time to the second; signals ringing in synchronism according to any schedule; time recorders and time stamps uniform with system time—this is the new IBM Electric Time System with ELECTRONIC SELF-REGULATION.

This is the great advance in time control which utilizes electronic principles. Clocks are merely connected to the nearest AC current, and are self-regulated continuously and automatically day after day, year after year, WITHOUT SPECIAL CLOCK WIRING.

The same time on every clock, on every signal, on every recorder—a real contribution to efficient coordination in your office building, school, hospital, plant, or hotel.

Call your local IBM office today or write to the address below for additional information.


IBM

TIME RECORDERS AND ELECTRIC TIME SYSTEMS

**Proof Machines • Electric Punched Card Accounting Machines
and Service Bureau Facilities • Electric Typewriters**

International Business Machines Corporation, World Headquarters Building, 590 Madison Avenue, New York 22, N. Y.

MILLS
Movable
STEEL PARTITIONS



**PERMANENTLY
DISTINCTIVE**

*...yet easily adapted to
changing needs*

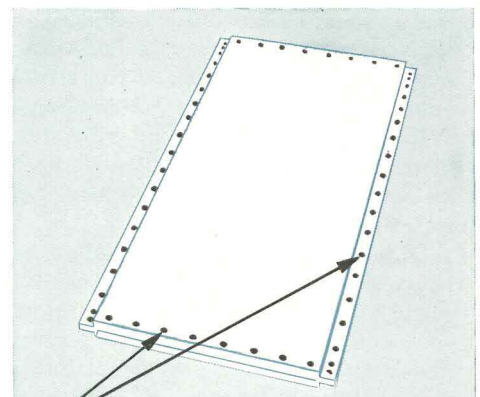
*Bulldog Electric Products Co., Detroit, Michigan
Architects: Jabr & Lyman*

TODAY'S BUSINESS INTERIOR must reflect solidity and permanence, refinement and good taste—and at the same time be easily adapted to changes in space requirements. Mills Metal Partitions are designed to meet this need.

Solidity and permanence are achieved by exclusive Mills features like all-welded construction of individual panel units and sound deadening treatment of panel surfaces. They are insulated and sound-proofed, and correctly engineered for structural stability. Of refined architectural design they are available in a wide range of attractive colors in baked-on finishes specially treated to eliminate harsh metallic light reflection.

As space needs change Mills Partitions may be rearranged to fit the new layout—quickly, easily, and at low cost. The entire change can often be made overnight or during a week end.

We'll be glad to send you a 44 page easy-to-read booklet that will give you full details. Just ask for Mills Catalog 49-0.



A CASE IN POINT

Mills panel sheets are welded to panel frames—an exclusive construction feature for which there is no quality substitute.

SPECIFY MILLS FOR

All-Welded Panels • Sound Dead Surfaces
Glareless Finishes • Scientific Sound-proofing
• Easy Erection • Maximum Mobility
Superior Architectural Design

THE MILLS COMPANY
961 WAYSIDE ROAD • CLEVELAND 10, OHIO



One of a series of papers prepared by leading authorities on air conditioning. The opinions and methods presented are their own and are not necessarily endorsed by Kinetic Chemicals, Inc.

MULTIPLE-UNIT AIR CONDITIONING FOR DEPARTMENT STORES

By T. W. Reynolds, Chief, Air Conditioning Div., Abbott, Merkt & Company, New York



T. W. REYNOLDS, a former consultant to WPB passing on all mechanical construction in this country. His professional career has been long, varied, and interesting. The air conditioning systems for the Perisphere and other structures at the 1939 New York World's Fair were of his design.

IN DETERMINING the best method of air conditioning a department store, the physical side of the structure will influence decisions. A modern or antiquated system may already be installed, from which modern extensions can be made. If the structure is new, however, there may be no restrictions other than space limitations with floor-to-floor heights of minimum dimensions. This will leave little depth in hung ceilings to be shared with lights, sprinkler systems and chilled water mains.

Of necessity, then, introduced air must be distributed by means of relatively short runs of small ducts. This suggests use of a multiple-unit system with ducts from each unit connected to a limited number of ceiling supply outlets which serve small sections of the conditioned area. Since the depths of hung ceilings approximate those of deepest beams, main runs of ducts should be parallel to and between such beams with shallow branches crossing them to outlets.

These conditions dictate the selection of factory-built air conditioning units, one for each duct run as illustrated. The units may receive chilled water from a central refrigerating room on roof or in sub-basement.

FLEXIBILITY OF UNIT SYSTEMS

Department store space is not long constant in division, arrangement or display. Often, changes occur before the structure is finished, while some stores never stop changing, and, as a consequence, the air conditioning system usually suffers. Sales areas must fluctuate in size and arrangement. Therefore, it is best to use the unit system, it being most flexible in meeting changes.

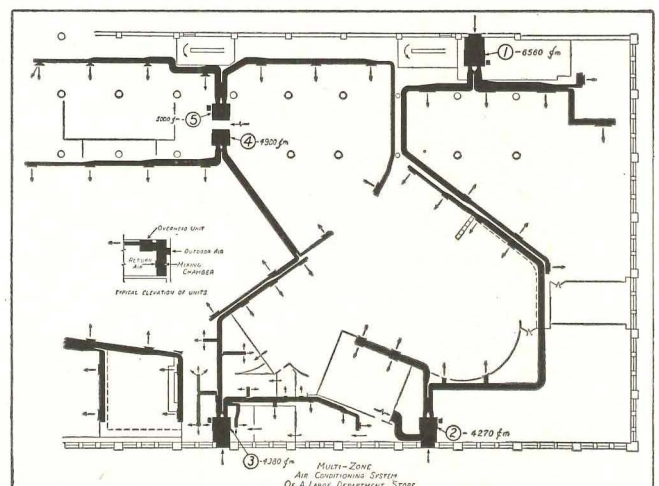
In the accompanying plan of a typical upper floor section, five of a total sixteen air conditioning units are shown. This system is not truly a unit design, however, but rather a central refrigeration system with very small air conditioning stations. The capacity of units is determined in accordance with two limitations: (1) the space and height available for them in stock rooms (2) the quantity of air which the main duct from each unit can supply at highest velocities without excessive noise.

Since space is generally so tight, the architect should combine all mechanical services into one coordinated ceiling plan. If the plan be carefully drawn, the contractor can economically assemble the ducts in sections at his shop, yet know they will not interfere at the job.

Units must recirculate indoor air where their location makes outdoor air not available. In such few cases, only the chilled water can be used for cooling, although remaining units can compensate by supplying more than their usual share of outdoor air. Any unit not taking outdoor air will not require fixed and movable louvres, screens and other equipment required by air intakes. Controls will also be much simplified.

UNITS COMPARED WITH CENTRAL SYSTEMS

For material economies and conservation of power, the unit system with relatively short runs of ducts proves



Plan of typical upper floor section.

the more logical installation. Short runs of small ducts can also be furred in by the roundabout ways of irregular sales areas without disturbing existing ceilings. To illustrate: Compare the unit system shown with a central system if located on the same floor near Unit #1, a location most favorable to the central system. Ducts would then roughly require 33% more ceiling area and be so wide as to seriously interfere with lights, and other services. The deeper ducts make the ceiling at least three inches lower, while branch throats from larger ducts would be difficult to take off. Sheet metal alone for the assumed central system would weigh about 60% more with at least 50% more leakage, heat gain and insulating surface. Insulation for ducts (if required at all) would, of course, be 1/2-inch thickness in both cases. The insulation of casings in the apparatus room of the central system would require fully 900 sq. ft. of 1-inch material and 22 sq. ft. of 2-inch thickness.

To operate the units as illustrated would require approximately 30% more fan horsepower than with the central system, but being units they would operate less often. The piping of water to units can be done with mains of diminishing size, effecting an economy, whereas water mains for a central system may travel an identical route with undiminished size.

The estimated cost of the multiple units will be from 10% to 25% less than the assumed central system. Floor space taken up will be only 50 sq. ft. Compare this with a minimum of 600 sq. ft. of valuable window and selling area a central system needs to serve the same area. In addition, a masonry enclosure with large access doors to house larger equipment would be required.

In the unit system, duct runs are so short that the temperature of air at outlets is the same, hence it is not necessary to insulate against heat gain. Short runs also require fewer branches; hence there are no branch dampers requiring frequent adjustment, nor unsightly access doors to such dampers in ceilings and ducts. It is easier to regulate fewer outlets, and the air need not be transported a few hundred feet before finding its first exit only to be blown another seventy or more feet.

ALTERATIONS SIMPLIFIED

When it becomes necessary to enlarge an existing system, this can be done with a unit installation easier, and without the interruption, delay and re-adjustment of airflow to many outlets that would result in altering a central system. There will also be fewer changes of wiring, sprinklers, and other services in hung ceilings. The units can be easily moved and their short duct runs changed, re-designed, or abandoned entirely if necessary.


When heat loads shift owing to departmental changes or new sales floors, units may readily be added, whereas central apparatus is often on inner walls which are seldom permanent when selling areas are enlarged. It may cost as much to relocate a central system as to replace it with new.

As a rule, the ducts in a unit system are confined to a single floor and small areas. Return air systems are also simplified. Units also minimize the fire hazard. Since all systems return unfiltered air to the filters, and there are fewer or shorter return air ducts to unit systems, there is less accumulation within the ducts of the inflammable lint and dust produced within the store. Usually only return inlets are required, and the units provide these

advantageously at a greater number of points. Incidentally, the return air cools stock areas through which it passes, providing comfort for any occupants. In the central system, return air inlets, owing to cost and space limitations for ducts, are often too limited in number for best results. Furthermore, long return air ducts are not so accessible for the frequent cleaning they require.

ECONOMY OF OPERATION

There are frequently hours . . . even days . . . when the operation of only every other unit is all that is needed to maintain comfort. If a unit becomes inoperative, its breakdown affects only a small area. Hence, no great discomfort results during its repair.



Typical air conditioning unit suspended from ceiling in service area

One area occupied by night-time employees may be made comfortable without air conditioning the entire store. There is better zoning and control of conditioning, as well as of the units which supply it. Individual peak loads can readily be handled without affecting the entire building. Units seem to operate with less attention and require less servicing. A recent innovation is the multi-zone unit, so arranged that several supply outlets may be grouped on a branch duct and zoned separately from other zoned groups of the same unit.

* * *

When selecting air conditioning and refrigeration equipment for today's department store . . . and other structures . . . architects, engineers unhesitatingly specify equipment designed to utilize "Freon" safe refrigerants. Nontoxic, nonflammable, nonexplosive, "Freon" refrigerants are also noncorrosive, anhydrous and as chemically pure as scientific methods of manufacture can produce. They protect investment in the system by assuring its dependable, economical, trouble-free operation. Kinetic Chemicals, Inc., Tenth and Market Sts., Wilmington 98, Del.



FREON SAFE REFRIGERANTS

"Freon" is Kinetic's registered trade mark for its fluorinated hydrocarbon refrigerants and propellents.

Castle


Scientifically Planned Hospital Sterilization Services . . .

Castle engineers do continuous research on the problems presented by all sterilization services in the hospital. They are glad to consult with you on your particular requirements . . . to show you where and how to locate and equip your sterilizing facilities for maximum efficiency.


WRITE: Wilmot Castle Company, 1258 University Ave., Rochester 7, New York.

CASTLE


Central Sterile Service for Surgery, dry goods, sterile water, utensils and instruments. A specialized service designed for special needs.




Central Service Room with provision for bulk sterilization of dry goods and utensils and production of pure distilled water.



General Supply for bulk sterilization of dry goods and utensils. Car and carriage safeguard technique and facilitate continuous operation.



Central Sterile Service, installed between 2 surgeries, provides for washing and sterilizing instruments, sterile water, emergency sterilization of instruments.

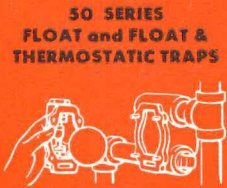



Castle

LIGHTS AND STERILIZERS

STOP STEAM WASTE *this simple way*

Your clients benefit in two ways when you specify Hoffman Traps for them. First, there are the economies in fuel and maintenance costs that come from trouble-free operation . . . backed by a dependable, single source of supply. Second, it's so easy to *maintain* high-rated performance of all Hoffman units because of unique features of design built-in for easy clean-out. Apply the Check List to steam jobs on your boards, and specify Hoffman Traps at points listed.



**50 SERIES
FLOAT and FLOAT &
THERMOSTATIC TRAPS**

This heavy duty trap does a precision job under toughest service. All working parts are mounted on the cover — easily removed for cleaning without breaking pipe connections. Reversible Valve Pins and Seats assure longer life.

CHECK LIST

- Steam Radiators
- Unit Heaters
- Pipe Coils
- Down-feed Risers
- Condensing Radiators
- Blast Coils
- Ends of Mains
- Cookers, Dryers
- Sterilizers
- Storage Water Heaters, etc.



**HOFFMAN
RADIATOR
TRAPS**

Removable thermal units are a distinguishing feature of Hoffman Traps, greatly simplifying clean-out and inspection work.



**600 SERIES
INVERTED BUCKET TRAP**

Straight-through pipe connections, all working parts connected to bonnet and easily removed with it. Interchangeable valve seats for various pressures.




No. 400 DIRT STRAINER



Protects seating surfaces of traps, pressure reducing valves, temperature and pressure control valves, self cleaning.

**... and HOFFMAN
SUPPLY VALVES**

A complete selection of Bellows Modulating Packless, Packless, Disc type and Sleeve type valves for steam and hot water systems.




HOFFMAN *Steam* TRAPS

Famous for HOFFMAN VALVES, TRAPS, VACUUM AND CONDENSATION PUMPS, FORCED HOT WATER HEATING SYSTEMS — Sold by leading Wholesalers of Heating and Plumbing Equipment.



HOFFMAN SPECIALTY COMPANY, Dept. AR-5, 1001 York St., Indianapolis 7, Ind.




*Distinctive
Design*

WITH THE NEW
**Pittco Premier
Moulding Kit**

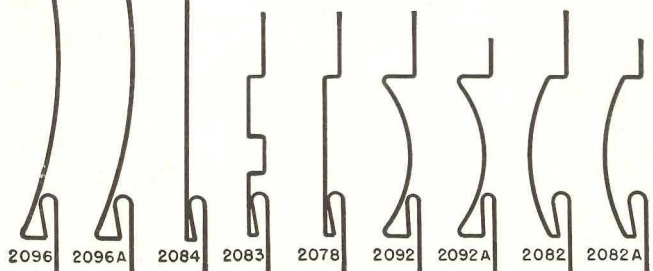
• Most of the basic mouldings in the new Pittco Premier Moulding Kit are interchangeable, and may be combined, both horizontally and vertically, in a wide range of attractive patterns. Thus, an architect can give a distinctively different appearance to each of several adjacent store fronts through the selection and arrangement of a variety of mouldings.

The transom bar and jamb shown here illustrate two of the many moulding combinations possible with the new Pittco Premier Moulding Kit. Its basic shapes are detailed below, at left.

This versatile Moulding Kit introduces fresh style and beauty into the field of Store Front design . . . another result of "Pittsburgh's" constant research to be first with the solution to architectural and building problems encountered in the field.



BASIC SHAPES OF MOULDING KIT (1/2 SIZE)




PITTCO STORE FRONT METAL

PAINTS • GLASS • CHEMICALS • BRUSHES • PLASTICS




PITTSBURGH PLATE GLASS COMPANY

How building designers can
 get an **electrical
 layout that fits**
 ...and save time and money
 doing it!



1 Before your draftsmen touch pencil to paper, call, wire or write your nearest General Electric Office; an experienced building specialist will contact you.

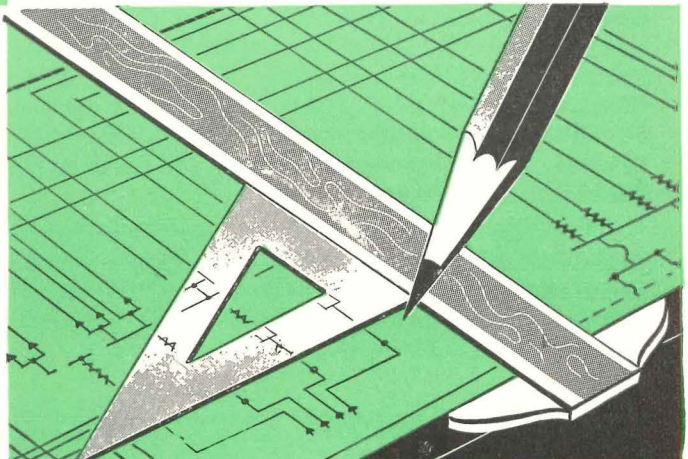


2 Outline to him your preliminary plans and problems; show him the type and location of all electrical loads, special conditions which must be met.



3 At his disposal are many General Electric product engineers . . . authorities in the fields of power distribution, lighting, motors and control.

RESULTS: You save planning time and come up with electrical plans that fit your structure . . . plans that embody all up-to-the-minute electrical developments . . . specifications that assure the building owner maximum operating economies over the years, and establish your reputation for future jobs. Try this easy, 4-step planning method on your next job . . . you'll find it both profitable and enjoyable to work with a General Electric building specialist. *Apparatus Dept., General Electric, Schenectady, N. Y.*



4 Using this wealth of G-E know-how, he will help you plan an integrated electrical system, around which you can easily draw up plans and specifications.

Electric Equipment for Commercial Building

GENERAL  ELECTRIC

665-106



**Adlake Aluminum Windows
give you
FINGER-TIP CONTROL**

Ease of Operation a Dominant Feature

Imagine windows you can open and close, *easily*, with one finger! Adlake Aluminum Windows, because of patented serrated guides and specially designed sash balances, actually give you finger-tip control. What's more, this ease of operation persists for the life of the window. In a test by an independent research firm, an Adlake Window was opened and closed *one million times*. After the millionth opening, the exclusive Adlake weather stripping showed little or no signs of wear! The window moved as freely and easily as it did at the beginning of the test!

Adlake Windows *last the life of the building* because they're precision-built—down to the smallest detail. No painting or maintenance is required, so that eventually they *pay for themselves*. Drop us a post card today for complete data. Address: 1102 N. Michigan, Elkhart, Indiana.

SUPERLATIVE VALUE!

Adlake windows offer you

- No Maintenance Cost • Minimum Air Infiltration • Freedom from Warp, Rot, Rattle, Stick or Swell • Easy Installation • Sturdy, Lustrous Aluminum Construction



ALUMINUM WINDOW MANUFACTURERS ASSOCIATION

QUALITY APPROVED

DH-A1

A.W.M.A. Quality Specifications—Materials, Construction, Strength of sections and Air infiltration requirements—confirmed by PRITSCHER TESTING LABORATORY

MEMBER—ALUMINUM WINDOW MANUFACTURERS ASSOCIATION



PRESTIGE BUILDING PRODUCTS

CHICAGO, ILL. U.S.A.

THE Adams & Westlake COMPANY


Established 1857 • ELKHART, INDIANA • Chicago • New York



STOP, LOOK AND READ HOW EASILY

LVD Flex-a-power

**CUTS INSTALLATION COST
KEEPS MAINTENANCE LOW
GIVES MAXIMUM BUSWAY FLEXIBILITY**



Because Trumbull LVD FLEX-A-POWER® is made in pre-fabricated units, you save money with this system these three ways.

The units are easily and quickly put together . . . no special engineering skill is required for installation. This means that many expensive time and labor costs are eliminated for a *lower "installed cost."*

Not only is LVD pre-fabricated, but it is pre-engineered so that you can predetermine electrical performance before actual installation. This advantage is an important factor in minimizing voltage drop and in keeping machine efficiency high.

LONG-LIVED MATERIALS —

Another advantage — LVD FLEX-A-POWER materials do not deteriorate even under the most severe operating conditions, thus assuring years of satisfactory service *without costly maintenance repairs.*


ADAPTABLE, "TAKE-APARTABLE" —

LVD FLEX-A-POWER is readily adaptable to any power distribution problem you may have. Fast to install, its convenient "take-apartability" allows you to relocate your LVD system without replacing a single part!

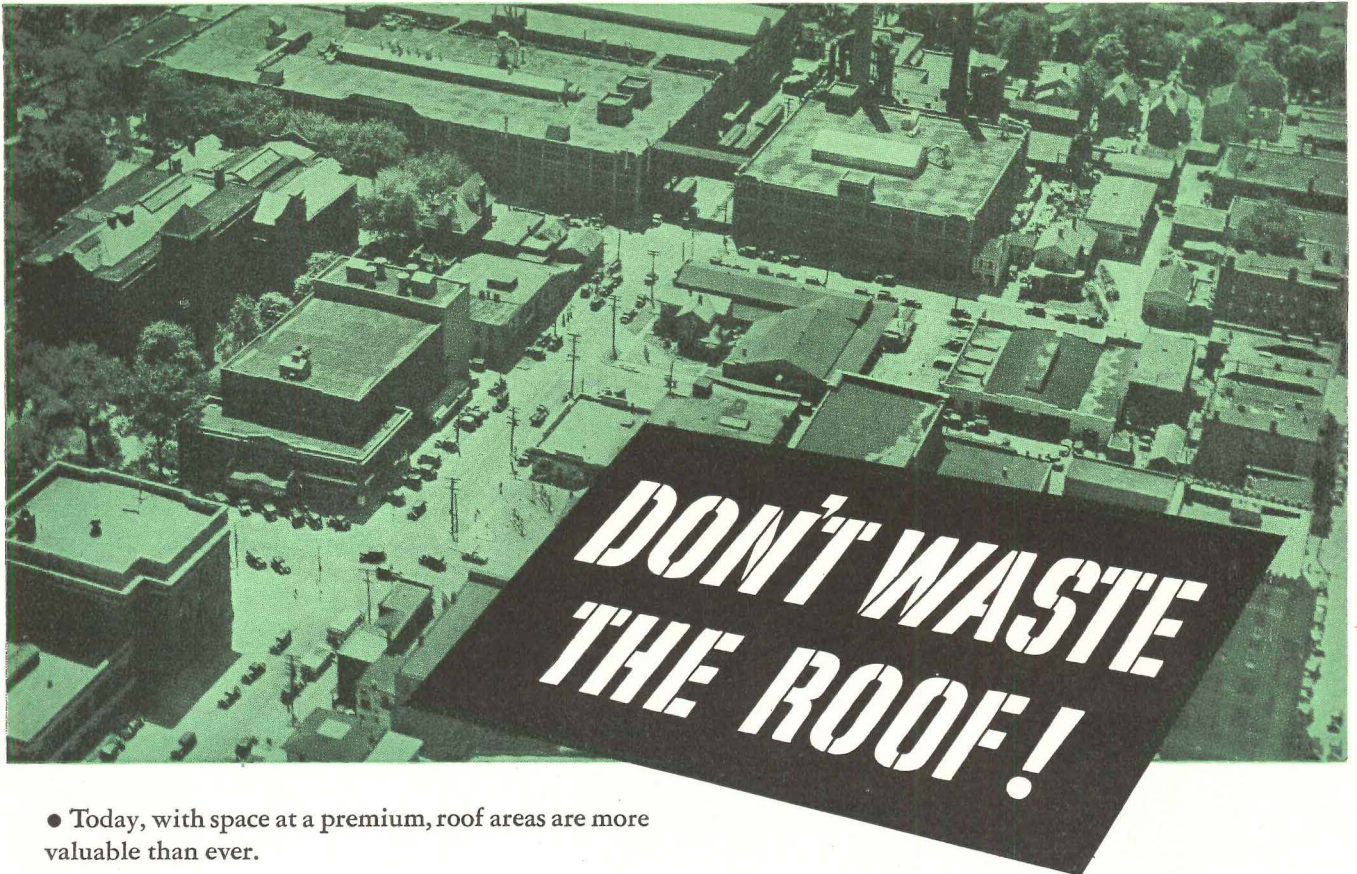
Learn more about the many advantages of LVD. Write for Circular TEC 152 today. THE TRUMBULL ELECTRIC MANUFACTURING COMPANY, Plainville, Conn.

Men Who Observe the Best Electrical Practice Make It a Practice to Use

TRUMBULL  ELECTRIC



TRUMBULL'S TRAINLOAD OF NEW PRODUCTS




● Today, with space at a premium, roof areas are more valuable than ever.

Today, imagination is paying off in dollars... as hospital, school, office-building roofs are being turned into recreational areas... as factory and warehouse roofs are being converted to heavy-traffic use... as apartment and hotel roofs are blossoming into garden paradises!

Whatever type of building you plan, Ruberoid can help you make full and better use of the roof area. Complete specifications, soundly engineered in design, thoroughly tested in construction, are available at your nearest Ruberoid office—or from your Ruberoid Approved Roofer.

HEAVY TRAFFIC ROOF

Modern use of this roofing area gives extra shipping and storage space, adds to plant efficiency. Surface is concrete. Tough and wear-resistant for years of trouble-free service.



The RUBEROID Co. built-up roofings

Building Materials for Industry, Home and Farm • Executive Offices: 500 Fifth Ave., New York 18, N. Y.

*The right roof
for any job -
from ONE source!*

Ruberoid makes every type of built-up roof—smooth-surfaced asbestos, coal tar pitch with gravel or slag surfacing, or smooth or gravel-and-slag surfaced asphalt... in specifications to meet any need.

Ruberoid Approved Roofers are not prejudiced in favor of any one type. You are assured of one source for all materials, centralized responsibility, smoother operation, uniform quality!

Sales Offices:

BALTIMORE, MD.
CHICAGO, ILL.
DALLAS, TEXAS
ERIE, PENN.
MILLIS, MASS.
MINNEAPOLIS, MINN.
MOBILE, ALA.
NEW YORK, N. Y.

WE BELIEVE . . .

AN EDITOR'S work (and his publication's) are conditioned by his beliefs, conscious, unconscious (or self-conscious) as they may be. His policy and program are determined in most part by his convictions regarding basic truths as determined by him through reason and intuition, education and experience, induction and deduction. His beliefs, policy and program are determined by his innate sensibilities, his perception and apperception, and his acquired knowledge, understanding and wisdom. His beliefs, then, influence the selection of material and the placing of emphasis.

We believe that architecture is a fine art — an art that can and should use all that science and engineering have to offer of ways and means in creating increasingly better environments and facilities for all human activities.

We believe that good architecture has an emotional as well as physical content, social as well as economic import, esthetic as well as utilitarian values.

We believe that better architecture can result only from thorough analyses of the problems to be solved, full knowledge of past and possible means of solution available, plus conscious creative and imaginative effort.

We believe that the architect must engage many minds in this effort, minds with varying engineering skills and other specialized knowledge, as part of the creative design team.

We believe that the architect, the creative designer, is and should be the coordinator of the efforts of the collaborators.

We believe that the architect is both morally and legally responsible for the design in all its implications, structural, economic, social and esthetic.

We believe that his functions and interests are unique, broad and most important, and that he can best be served by a magazine devoted exclusively to them.

We believe that by precept and example, by project and exposition, illustration and data we can best provide ideas, information and inspiration that will prove most useful to one group — the men who design our environment — buildings, communities, cities and regions.

We believe in publishing constructively, objectively, for the greatest possible number of architects, young and old, in every section of the country, in offices small and large, without prejudice or favor.

We believe in the inevitable change and development in architecture and in its constant evolutionary improvement. And these significant ideas and developments will continue to be the editorial meat of ARCHITECTURAL RECORD.

Kenneth K. Stowell

EDITOR

THE EIGHTY-FIRST CONVENTION OF THE AMERICAN INSTITUTE OF ARCHITECTS

Houston, Texas, March 15th to 18th, 1949

THE Eighty-First Convention of the American Institute of Architects held at Houston March 15th to 18th, 1949 will long be remembered as the Convention at which Frank Lloyd Wright was awarded The Gold Medal of The Institute, its highest award. It is really a memorable occasion, a long-overdue honor presented to America's most prominent architect, to the man whose works and teaching have had greater effect on the architecture of this country and of other countries than any other living architect. President Douglas W. Orr read this glowing tribute, the Citation:

"Prometheus brought fire from Olympus and endured the wrath of Zeus for his daring; but his torch lit other fires and men lived more fully by their warmth.

"To see the beacon fires he has kindled is the greatest reward for one who has stolen fire from the gods.

"Frank Lloyd Wright has moved men's minds.

People all over the world believe in the inherent beauty of architecture which grows from need, from the soil, from

the nature of materials. He was and is a titanic force in making them so believe.

"Frank Lloyd Wright has built buildings.

Structure, in his hands, has thrown off stylistic fetters and taken its proper place as the dominant guiding force in the solution of man's creative physical problems.

"Frank Lloyd Wright has kindled men's hearts.

An eager generation of architects stands today as his living monument. By precept and example he has imparted to them the courage to live an architectural ideal. They are reaching leadership in our profession, themselves dedicated to creating order and beauty, not as imitators, but as servants of truth.

"It is for that courage, that flame, that high-hearted hope, that contribution to the advancement of architectural thought that this Gold Medal, the highest award of The American Institute of Architects, is presented to Frank Lloyd Wright."

Bob Bailey Photos





Frank Lloyd Wright received The Gold Medal of The Institute from President Douglas William Orr. Below, attentive listeners to his speech of acceptance overcrowd the ballroom of the Rice Hotel



Caroline Valento, Houston Post Photo

Frank Lloyd Wright received the honor graciously and smilingly, amid the thundering applause of the multitude of architects, guests and students who overflowed the great ballroom of the Rice Hotel. With his usual dignity, poise and ready wit, his inimitable delivery, he responded with a resumé of his early struggles and his principles of professional practice, to which he has adhered through good times and bad, through vicissitudes that would have crushed a man of lesser caliber, stamina, and convictions. He reiterated his opinions of our modern civilization, our subservience to science, our lack of individuality and individual integrity, and made a plea for a renewed sense of honor, the honor of an individual true to himself. It was, indeed, a memorable occasion in which The Institute honored itself as well as the recipient of its highest award, The Gold Medal.

That this Convention was one of special interest is attested by the fact that it drew one of the largest attendance records of recent years. Some 626 delegates and members were registered, and at least double that

number were present if one includes the guests, students, members of Producers' Council, educators and others who came from far and near. The fact that there were such large numbers of the younger members of the profession present speaks well for the vitality of The Institute, and for its future of continued progress. It cannot be denied that the presence of Frank Lloyd Wright had much to do with this large group actively interested in furthering the objectives of The Institute, and intent upon making it of "ever-increasing usefulness to society."

The regular sessions of the Convention got under way Tuesday morning, with President Douglas William Orr presiding. The delegates were cordially welcomed to Houston and to Texas by Kenneth Franzheim, president of the Houston Chapter, by Thomas D. Broad, the Regional Director of the Gulf States District, and by the Hon. Oscar F. Holcomb, Mayor of Houston.

The Fine Arts Medal of The American Institute of Architects was awarded to Louis Conrad Rosenberg of





Convention life: a surrealist interpretation of argument, persuasion and amusement ever present during Convention activities — the pictorial result of an inadvertent double exposure when attempting to film an argument between ex-President Jim Edmunds and President-to-be Ralph Walker

Fairfield, Connecticut, a man whose distinguished etchings and drawings are well known to the entire profession and which now grace many collections in museums and libraries throughout the country, for they are "magnificent records of ageless architecture."

The Seminars, which have become the most interesting, informative and inspiring parts of the Convention sessions, were this year devoted to two vital and timely subjects. Of particular interest this year were the addresses and discussion periods devoted to "American Architecture in the Atomic Age." The Convention was fortunate in having William Sterling Parsons, Rear Admiral, U.S.N., discussing this problem frankly and squarely. Admiral Parsons was associated with the Atomic Bomb Project ever since 1943, and he was the weaponeer and bomb commander in the plane which dropped the first atomic bomb on Hiroshima. It was his considered opinion that "the sound approach to city and structure design is to continue to emphasize primary function, and to add atomic blast and radiation flash to the list of natural and man-made catastrophes which may at some time be encountered." "An attempt to provide complete (necessarily underground) protection against atomic attack at close range would cost so much and would interfere so greatly with what we have come to regard as normal living, that it is unacceptable. The

only alternative is to accept a 'calculated risk', the military euphemism for taking a chance." "Without question, shelters can protect those who get to them against anything but a direct hit. Adequate warning will assure that a maximum number get to shelters." "The most important element of atomic and other defense is our attitude toward it. We would be self-defeated if we saturated our energies and our economy in a hysterical effort to buy absolute safety."

At a later session, Sumner T. Pike, member of the U. S. Atomic Energy Commission, stressed the necessity of designing for peace. "We are going on the offensive to prove to the world that the genius and cooperation of members of free nations were able to harness the energy of the atom's nucleus because they were free. Our offensive must prove to the world that we have a higher ambition and a greater destiny than burrowing into the earth and spending our means on unproductive engines of destruction." "We should not squander our birthright and our opportunity by illy preparing for our doom instead of pursuing our ambition." "It is immoral and infamous for us to abandon the basic premise of our national life by diverting our means and our energies into such illy conceived proposals as putting steel mills underground and dislocating our economy in an attempt to gain at best partial protection from an uncertain hazard." "Our strongest defense, or the best offense in either a cold war or a hot war is the healthiest and best-educated population, and the most efficient industrial machine."


Major General Philip B. Fleming, Administrator, Federal Works Agency, spoke of "Tomorrow's Trends in Federal Building." He quoted the National Securities Resources Board statement "There is no known military defense against the atomic bomb itself except space." He said, "When that fact is set against the existing concentrations of population and industry here in America, a broad trend toward decentralization is clearly indicated." "This is a healthy development, quite apart from its obvious significance in terms of national security." He spoke of the need for further de-


Newly-elected Fellows from Atlanta, Georgia, George Harwell Bond and Harold Bush-Brown

Hugh Stubbins of Lexington, Massachusetts, obviously in serious conversation

President Douglas Orr's attention is not all on Glenn Stanton, Vice President

K. K. Stowell Photos





Bob Bailey Photo

The Board of Directors of the A.I.A. at the 1949 Convention: Seated (left to right) Paul Gerhardt, Jr., Director, North Central States District; Clair W. Ditchy, Secretary; Douglas William Orr, President; Glenn Stanton, Vice President; Charles F. Cellarius, Treasurer; Joseph D. Leland, Director, New England District. Standing (left to right) George Cannon Young, Director, Western

Mountain District; Lorentz Schmidt, Director, Central States District; Thomas D. Broad, Director, Gulf States District; George B. Cummings, Director, New York District; James H. Mitchell, Director, Sierra-Nevada District; Kenneth C. Black, Director, Great Lakes District; Allan H. Neal, Director, Middle Atlantic District; Ross Shumaker, Director, South Atlantic District

centralization of federal buildings and government functions, a movement which is already under way. Also, that F.W.A. plans to use local architects as much as possible, and local materials wherever these are adaptable. Dr. Philip Morris Hauser, Associate Dean, Division of Social Sciences and Professor of Sociology at the University of Chicago, discussed some population trends and their implications. He noted that between 1940 and 1970, while the U. S. population is increasing from 132 million to about 160 million, the U.S.S.R. is likely to increase from 174 to about 250 million. "The real import of declining rates of population growth in the United States in the atomic age depends upon the ability of man to match his technical prowess with social and political wisdom." Among many other interesting implications of population trends was that in regard to school buildings. "Elementary school enrollment in 1957 will be 46 per cent above the level of 1947." This means an increase in school facilities. The peak in high school and college enrollments will not be reached until after 1960. "The need for additional school facilities between now and the 60's will, in subsequent years, be transferred to an excess of school plant which may call for some form of useful conversion."



James R. Edmunds, Jr., F.A.I.A., presided at the Seminars on Atomic Age problems.

The Seminars devoted to color, with Waldron Faulkner, A.I.A., presiding, were fascinating, lively, entertaining and informative. Truly they had to be seen as well as heard to be appreciated, for there were demonstrations, experiments, and slides which sometimes took on the aspect of magic, black, white, or multicolored, as the case might have been. Color was discussed from every known angle, and from several angles that architects are not always fully aware of. The physical, physiological and psychological aspects of color, its perception, identification and use, were all interestingly demonstrated and discussed by five of the country's leading scientists and color experts and consultants. In order of their appearance, the subjects and the experts were as follows: Demonstration of "Color Phenomena" by Isay A. Balinkin, Associate Professor of Experimental Physics, University of Cincinnati. Demonstration on "Seeing Light and Color" by Ralph M. Evans, Superintendent color quality control processes, Eastman Kodak Co. Demonstration on "Color Order Systems" by Carl E. Foss, Color Consultant, Princeton, N. J. "Functional Color and the Architect" by Faber Birren, Color Consultant, New York City. (See also article on "Color in Hospitals," page 145, this issue ARCHITECTURAL RECORD.) "Color in Architectural Practice" by Julian E. Garnsey, Associate Professor of the Princeton Univer-

William Stanley Parker of Boston is taken by surprise as he awaits breakfast with Carlos Contreras of Mexico City

Marion Manley of Miami, Florida, consents to pose with old friend, Clair Ditchy of Detroit, Institute Secretary

Ernest J. Kump of California and Henry Kamphoefner, Head of North Carolina School of Design, find something amusing



sity School of Architecture, Color Consultant, Princeton, N. J. It is obviously impossible to give even a resumé of the colorful proceedings at these intensely interesting Seminars. It would take books, and well-illustrated books, full of color, to present adequately even the highlights of these stimulating addresses.

Wednesday night there was a colorful and enjoyable occasion at the much-publicized Shamrock Hotel. This was the President's Reception, held in the Shamrock Room of that fabulous hostelry while it was in the throes of getting ready for its grand opening on St. Patrick's Day. Much excitement had been whipped up in Houston by the arrival of a bevy of noted movie stars from Hollywood who were constantly surrounded by moppets seeking autographs. In spite of the confusion, and the decoration, or shall we call it décor, the reception was decorous and delightful.

For the first time in many years the delegates assembled had the opportunity of making a choice between candidates for most of the offices of The Institute. The delegates took this responsibility seriously and every delegate but one exercised his prerogatives and cast his ballot. The results of the election, as reported previously (see page 7, April issue), were as follows: for President and Director, Ralph Thomas Walker, *New York, N. Y.*; for First Vice President and Director, Glenn Stanton, *Portland, Ore.*; for Second Vice President and Director, Kenneth E. Wischmeyer, *St. Louis, Mo.*; for Secretary and Director, Clair W. Ditchy, *Detroit, Mich.*; for Treasurer and Director, Charles F. Cellarius, *Cincinnati, Ohio*; for Director New England District, Harold B. Willis, *Boston, Mass.*; for Director New York District, Arthur C. Holden, *New York, N. Y.*; for Director Central States District, Wilbur H. Tusler, *Minneapolis, Minn.* The unsuccessful candidates were: for President and Director, William W. Wurster, *Cambridge, Mass.*; for First Vice President and Director, Marion I. Manley, *Coral Gables, Fla.*; for Second Vice President and Director, Pietro Belluschi, *Portland, Ore.*; Paul Gerhardt, Jr., *Chicago, Ill.*; Walter W. Hook, *Charlotte, N. C.*; for Secretary and Director, Roy Norman Thorshov, *Minneapolis, Minn.*; for Director New York District, Henry V. Murphy, *Brooklyn, N. Y.*; for Director North Central District, Thomas F. Ellerbe, *St. Paul, Minn.*

Newly-elected President Ralph Walker smilingly receives congratulations from Mrs. and Mr. Harold Sleeper; the latter is the President of the New York Chapter



With appropriate ceremony, twenty-eight members of The Institute who had achieved eminence in their profession were elevated to Fellowship in The Institute. The following men were advanced to Fellowship at the Convention in 1949: George Harwell Bond, *Atlanta, Ga.*; Birdsall Parmenas Briscoe, *Houston, Tex.*; Harold Bush-Brown, *Atlanta, Ga.*; Arthur Feitel, *New Orleans, La.*; Matthew W. Del Gaudio, *New York, N. Y.*; Alfred Charles Finn, *Houston, Tex.*; Kenneth Franzheim, *Houston, Tex.*; Wallace Kirkman Harrison, *New York, N. Y.*; Harry Hake, *Cincinnati, O.*; Walter Williams Hook, *Charlotte, N. C.*; Earl Theodore Heitschmidt, *Los Angeles, Calif.*; Burnham Hoyt, *Denver, Colo.*; Daniel Paul Higgins, *New York, N. Y.*; James William Kidney, *Buffalo, N. Y.*; Jerrold Loebel, *Chicago, Ill.*; Harry L. Mead, *Grand Rapids, Mich.*; John Crosby Brown Moore, *New York, N. Y.*; Milton Bowles McGinty, *Houston, Tex.*; Angus Vaughn McIver, *Great Falls, Mont.*; Frederic Lindley Morgan, *Louisville, Ky.*; Nathaniel Alexander Owings, *Chicago, Ill.*; Louis Skidmore, *New York, N. Y.*; John Llewellyn Skinner, *Miami, Fla.*; Henry Johnston Toombs, *Atlanta, Ga.*; Harold Reeve Sleeper, *New York, N. Y.*; Glenn Stanton, *Portland, Ore.*; Joseph Lewis Weinberg, *Cleveland, O.*; William Ward Watkin, *Houston, Tex.*

As usual, The Institute's business matters were taken care of by the reading of the Report of the Board of Directors, and the appropriate actions being taken by the delegates assembled. Of most universal interest, probably, was the action taken in regard to the raising of dues. The action taken permits the Board of Directors to determine the dues for the current year, the annual dues for corporate members for each year, such dues not to exceed \$50.00 per year. Architects who wish to certify that their net professional earnings were less than \$5000 per year will pay a minimum base amount of \$25.00 per year, except for those who come under the provisions already made for new members of the Institute.

At this Convention there was inaugurated a program of Institute Honor Awards for distinguished architectural work in two classes, residential architecture and school design. First Honor Award in the residence category went to Frederick L. Langhorst of San Francisco for a house for Dr. and Mrs. Alex Ker, (*ARCHITECTURAL RECORD*, April, 1948, pp. 104-108), and the top Honor

Thomas D. Broad, Gulf States Director, N. W. Overstreet of Mississippi and Ross Shumaker, South Atlantic Director, discuss the Southern Conference on Hospital Planning at Biloxi



Award for school buildings to Marsh, Smith and Powell of Los Angeles for the Corona Del Mar School.

Others who received Awards of Merit for residences were: Wurster, Bernardi and Emmons, *San Francisco, Calif.*; Thornton Abell, *Santa Monica, Calif.*; Mario Corbett, *San Francisco, Calif.*; Francis E. Lloyd, *San Francisco, Calif.*; Robert M. Little, *Miami Beach, Fla.*; Arthur T. Brown, *Tucson, Ariz.*; L. Morgan Yost, *Kenilworth, Ill.*; Carl Koch and Associates, *Belmont, Mass.*

Architects who received Awards of Merit for schools were: John Lyon Reid, *San Francisco, Calif.*; Maynard Lyndon, *Los Angeles, Calif.*; Daniel, Mann and Johnson, *Los Angeles, Calif.*; Perkins and Will, *Chicago, Ill.*; O'dell, Hewlett and Luckenbach, *Detroit, Mich.*; Donald Barthelme, *Houston, Tex.*; George L. Dahl, *Dallas, Tex.*

Albert F. Heino of Chicago was Chairman of the National A.I.A. Committee on Honor Awards for current work. Serving with him were Harold R. Sleeper, *New York, N. Y.*; Richard M. Bennett, *Chicago, Ill.*; Samuel E. Lunden, *Los Angeles, Calif.*; and Charles F. Cellarius, *Cincinnati, O.*

The jury for residential designs was Walter F. Bogner, of Harvard University, Chairman; Karl Kamrath, *Houston, Tex.*; Kenneth K. Stowell, *New York, N. Y.*; Mrs. Katherine Morrow Ford, *New York, N. Y.*; and John Dinwiddie, *San Francisco, Calif.*

The jury on school design was Chairman Walter Hook, *Charlotte, N. C.*; Howard D. Smith, *Columbus, O.*; John L. Rex, *Los Angeles, Calif.*; Dr. Ray L. Hamon of the U. S. Office of Education, *Washington, D. C.*; Ernest Langford, *College Station, Tex.*


A large and impressive exhibition of photographs and plans of Mexico's latest architecture was a very interesting feature of the Convention. This was arranged through Sr. Roberto Alvarez Espinosa, representing the Mexican Ministry of Education. Five Mexican architects and their wives were present at the Houston Convention. Quite naturally, therefore, the post-Convention trip to Mexico, D. F., and environs was terrifically popular and was enthusiastically enjoyed by all. But that is another story.

Louis G. Hesselden of New Mexico with James E. Gambaro, Brooklyn Chapter President, and Henry S. Churchill of New York at the President's Reception at the Shamrock Hotel

K. K. Stowell Photos



Kenneth C. Black, Director, Great Lakes District, confers with Guillermo Zarraga, President of the Mexican Society of Architects while internationalist Julian Clarence Levi discusses affairs with Gonzalo Garita of Mexico City




Texans Ralph Buffington and Charles S. Chase of Houston hear from Everett V. Welch of Dallas



Waldron Faulkner of Washington, D. C., color seminar Chairman, with Wylie Walker Vale of Houston and color consultant Julian Garnsey of Princeton, N. J.

Mrs. and Mr. Donald Kirby of San Francisco (President, Northern California Chapter) with Walter A. Taylor, program director, Washington, D. C., and Thomas S. Holden of New York






K. K. Stowell Photo

Left, Bernard Ralph Maybeck's characteristic imaginative and logical use of native materials in the Church at Berkeley, Cal., 1910. Center, typical false-front rows, San Francisco. Right, clean-cut gracious dignity on a narrow lot. A residence designed by Gardner Dailey, architect



D Haskell Photo




Roger Sturtevant Photo

IS THERE A BAY AREA STYLE?

The term "Bay Area Style," first mentioned by Lewis Mumford in the *New Yorker* then bandied about at the Museum of Modern Art's symposium, attaining international prominence as an accepted phrase in the pages of the *London Architectural Review* has caused discussion, self-examination and, finally, concern on the part of many of the Bay Area architects as to whether or not there are grounds for such a characterization. Among these were the members of Telesis, the Bay Area's group of younger architects,

landscape architects and planners, whose collaborative exhibit a decade ago drew thousands of visitors and was an enlivening influence on both the public and the profession. Prompted by a concern lest the term become so widely accepted that they would find themselves prematurely forced into a style, they asked the opinion of some of the men whose work is the object of the term. The *RECORD* presents these opinions and examples of the work of each contributor which show wide variety of approach and solution.

Roger Sturtevant Photo



By **WILLIAM WILSON WURSTER**

THE important thing about the work of the San Francisco Bay area is that it has vitality, and the unique thing about it is there has been real continuity in strong, lively independent work for more than half a century. If there is "a regional quality" it rests mainly on the fact that building which still looks fresh and interesting today has been erected in the Bay area every year since 1895. Of what other region in America could that be said?

By ALBERT HENRY HILL


"ARCHITECTURE" was not in the minds of the men who started the building of their homes in the Bay Region after the discovery of gold in Sacramento. They built with wood — the material at hand. As the region developed and settled down, some built with honesty and a straightforward sincerity, without preconceived beliefs or prejudices. They simply built for their needs and conditions.

Soon, the early "prairie houses" of Frank Lloyd Wright were being published and were adapted by local builders. The low and horizontal lines found quick appeal. The honest use of wood was accepted without question.

Simultaneously with this general development, Maybeck was filling the Berkeley hills with his original and vitally creative work. The beauty of his work was and is accepted without fuss or discussion.

Suddenly, in the '20's, borrowed from "culture," the contractors and real estate developers found Spanish and Mediterranean paid very well in Southern California — and all was built in stucco with edgings of tile roofs.

Practically singlehanded, William Wilson Wurster established in his homes his own belief in the honesty of wood frame and his expression of today's living in his homes. His office became a school for many.



Roger Sturtevant Photo

A few in the Bay Area create an expression of their belief in living today in our region — many follow. I do not believe any man of integrity feels he is a part of or is making a "style" — we are a part of an invigorating and vital activity in architecture. We are not working in a "style," we are working in honesty in our beliefs.

By JOHN EKIN DINWIDDIE


It seems to me, in this age of turmoil, that there is little possibility of developing a true Style anywhere, much less here in the Bay Area.

A Style implies a large group of architects whose work expresses a common philosophy and agreement on principles. The suggestion that we here have in any measure a common philosophy is a sad commentary on our powers of observation. It is the family resemblance of some of the work of a few men which leads to a superficial conclusion that this results from common conviction. But analysis of the work of any of us will reflect a conflict of principles, and a more or less successful attempt to reconcile opposing ideas. The result of our thinking (here and elsewhere) has been an extraordinarily good quality of domestic design, but as good as it may be we don't own it. Only by an accident of geography is so much of it concentrated here.

The Myth of the Bay Region style results I think from common characteristics rather than common principles. Opposing principles may cause them.

First, very large areas of glass. There is at once a major division between those who profess the glass wall and ribbon window, and the pierced-wall advocates.

The glass wall and ribbon window must go from wall to wall regardless of what is behind them. They rush by major rooms and stairs with difficulty, past baths and closets indiscriminately, and often achieve beautifully the fake front. (Remember how we used to sneer at Classic buildings showing identical windows for baths



and major rooms?) But the window men, too, have enlarged their "pierced" openings to a point where they resemble the glass-wall school, and a trained eye is necessary to discern the tell-tale jambs.

So where are we? A Bay Region characteristic out of two opposing principles. Either may be successfully challenged for too much glass.

Second, flat roofs. For Wurster, Dailey, or myself, the choice between hip or flat is a matter of convenience and economy (but it is to be noted that houses with hip roofs are not likely to be included among our most "advanced" work). For some, I fear the flat roof simply covers a multitude of planning sins, and is often used because a good handsome pitched roof is more difficult to design. There is no unified case to be made for or against the flat roof.

Third, redwood exteriors. This is a true native material. We long ago exhausted the possible variations. Indeed we have found few uses that Maybeck did not use before us. And we use it rather than plaster where plaster would be better and more fire resistant; just why plaster or other material rather than wood is "not done" can be answered with only the most trifling reasons.

Fourth, "open plan." It produces clean beautiful results, but too often at the expense of practical living. Consider a patient in a hospital bed in a room with a glass wall to the west. I have had the experience. You shiver and shake from the glass in the morning. The afternoons are a nuisance, and the sun *will* assume positions other than that of 3 p.m. Unhappily drapes would not create more comfort; venetian blinds would need adjustment several times a day. How often have we sold people drapes instead of blinds, so "they could have a wall or not as they wish." Pish-posh. What is needed in that hospital is a drape with a small window in it!

The blank wall, corollary of the glass wall, must be inviolate to maintain any genuine principle, to the extent of blanking pleasant vistas or omitting needed openings (windows to you). We are now enjoying a rash of round windows because these do not distort a blank

wall too much. But the pierced wall advocates have produced more logical results. Wurster and Dailey have been particularly successful in this and we should be chary of thinking it any the less modern. It all comes out much the same anyway — though again for opposing reasons!

These devices and dodges, together with gadgets of the moment such as patent flue chimneys, louver screen walls, pipe columns, etc., determine largely similarity of result, which threatens to become a group of clichés.

We are far too concerned with the dramatic effects of following a theory, tenable or not, to its extreme. Cantilevers attempt gymnastics logical only in concrete — concealed steel allows wood design to profess magically the impossible. Masses are wangled into surging forms and many houses seem to be on a leash, striving to be elsewhere. For me, *Repose* is an essential of good design, and I am quite content to leave expressions of power to designers of locomotives and steam shovels; and drama where it belongs — in the theater.

Obviously, I am concerned with sins of omission, for there is the heart of the question. The limited framework within which we choose to work is one large reason for family resemblance.

A final omission to be found in all work today (Wright excepted) is the absence of ornament and playful detail. For the first time in history architects avoid it deliberately. It is my conviction that this is a significant and dangerous inhibition of our time.

We can no longer ignore the cry that modern work is cold and bare. This cry springs from a deep instinctual need of all people, and like thirst for water becomes more insistent with frustration. This bareness in work of today is part of the Bay Region effect, but I for one intend to get more human warmth in my houses if I have to carve some linenfold myself in the beautiful bare surfaces.

Well, if you see an English house you can pretty well prove its worth, there is plenty of precedent. But when Contemporary work is on trial, all you get is a lot of argument. No precedent, no style. Q.E.D.

By GARDNER A. DAILEY

If there is a Bay Area Style it is because there are — and always have been — Bay Area people. By their open minds and tolerance, their fostering of the arts in all forms, their varied origins and vocations, they made the atmosphere which encouraged an original, creative spirit at a time, quite early in the West's history, when art was at its lowest ebb. By the early years of this century, this creative spirit had produced such men

as Willis Polk, Bernard Maybeck, Louis Christian Mulgardt, Bruce Porter. These men were not restrained by European tradition any more than were their confreres in sculpture, painting and literature. The Beaux Arts influence had no hold on them, and their glass front buildings and corner windows ante-dated those of the so-called "International Style" by many years.

Geographical distance increased their independence

of existing styles and traditions, and this remoteness permitted greater originality than was possible for East Coast architects whose tie with the Old World was the stronger for its greater proximity. Their clients, too, reflected this freedom, preferring architecture and decoration not based on European architectural styles.

The strength of the early architectural work in the Bay Area came partly from the variety of influences which left their impact on the region, and partly from the open minds with which the resulting work was accepted and encouraged by the cultured San Franciscans. The word "vigorous" characterized their work; they shunned the bizarre, the meaningless. What they did was done for a reason, not for novelty.

It was perhaps in keeping with the pioneers' strong individualistic spirit that each designer did his thinking pretty much for himself and there were few imitators.

So it was that men like Maybeck, Mulgardt, Polk and the others could work side by side and yet influence each other very little. The same individualistic approach is true among today's architects; despite considerable give-and-take, there is little copying.

The influence of the Orient should not be discounted in this discussion; nor should the climate and topography of the Bay Area itself. Both of these last give the architect a chance — and a reason for so doing — to use a great deal of glass and to design their houses with openness.

There was, is and always will continue to be Bay Area Architecture. Other influences may beat upon it momentarily, change it with petty influences and assail it with the fad of the moment but the culture and good taste, sophistication and the appreciation of restraint of the artists and people of the Bay Region will carry on a Bay Area Style.

By FREDERICK L. LANGHORST

It is doubtful that any conclusion is possible on the question of whether there is a Bay Area Style, perhaps because of the varied meanings implied in the word "style."

That there is anything like a family resemblance, however faint, in the Bay region, might be ascribed to such background influences as 1) the early work of John Galen Howard, Louis Mulgardt, and Willis Polk; 2) favorable climate; 3) availability of beautiful woods, notably redwood; 4) generally liberal attitude of clients; 5) similarity of training and experience of architects; 6) trends in design, based on simple construction methods, and, in some cases, toward modular planning.

I feel that Bay Area architecture actually stops somewhat short of this family resemblance. While most of the architects here have had similar University backgrounds and have been trained in the liberally collaborative offices of the region like those of Wurster, Dailey, Tantau, Clark and Dinwiddie, there is a dissimilarity in allegiance to local influences; there enters also, here as elsewhere in the country, the influence of and allegiance to Frank Lloyd Wright, le Corbusier, Neutra, Gropius, Saarinen and Mendelsohn. The work of followers of such different pioneers of a new architectural principle will stress those qualities which appeal to them from the work of the world leaders. Naturally, climatic advantages, regulations, restrictions, economic limitations of inflation, and last but not least, our variations of design ability, cause Bay Area architecture frequently to offer rather curious modifications — and sometimes combinations of — the characteristics of



Roger Sturtevant Photo

two or more dissident world leaders; these are often rather inferior to the originals. Perhaps this is partly experimental, but it is more likely a groping for something satisfying, in feeling, for the functions to be served.


As for developing a "Style," I would shudder to think of it. As for "style," I hope to get it in each of my commissions one way or another, not by formula, the same for all jobs, but rather something to characterize the individuality of each undertaking. Finally, if anything is producing progress here at any advanced rate, it is the open-minded liberal character of our clients.

By FRANCIS JOSEPH MC CARTHY

I BELIEVE that no one out here has ever thought of his work in actual terms of whether there is a style, or whether what we do has become a style. We hope that *style* is more important than *styles*; "styles" in the sense of creating a fashion make me think of "product styling," based on hastening obsolescence.

It is true that there is a good deal of similarity in the work done in this area. It would be strange if there were not, as most of the men whose work is under discussion have been fairly closely associated in various offices, and maintain a close, friendly basis of relationship in their own offices. All of us are working with the same type of problem; the economics of getting a job built require simple detailing, and the use of the most readily available material, which in turn implies a similarity of materials and structural systems.

The accusation is made that work in this area is typified by redwood. As an exterior skin material, redwood stands the elements with a minimum of trouble.



Roger Sturtevant Photo

Furthermore, it is local. Look at the footnote on most national advertisements: "Prices slightly higher west of the Rockies"!

The buildings which are being classified as "Bay Region Style" are for the most part light frame structures, and very few of the architects have had the opportunity to build larger or so-called more important structures. When the architects in question have the opportunity of designing them I wonder if the use of materials typical to these larger buildings will result in a "style" different from those of eastern contemporaries.

By ROBERT ROYSTON

THE word "style," as applied to architectural form in the Bay Area, is limiting and categorical. Actually, the common elements of expression though perhaps evident in a few houses and a few gardens, are certainly not to be found in our public buildings. They are mainly visible in the projected unity of purpose of a few individuals, in all the professions. This unity is based on the realization of a common objective — improvement of working and living environment, private and public, for the majority of the people.

The most important aspect of this unity of purpose is, I think, the spirit of collaboration and the unusually free interchange of ideas to be found here, not only among members of each professional group, but between individuals in all groups. Perhaps the best examples of this collaboration and interchange of thought were the now defunct Farm Security Administration and Federal

M. Halberstadt Photo



Public Housing Authority whose design staffs included men from all the allied professions, placed side by side to work out total site solutions for multi-family dwellings. (Unfortunately, much of the latest and best work in this field died on the drafting boards.) Their projected solutions, both in total space organization and building techniques, might have been an actual building renaissance had these agencies continued. Discontinuance of the agencies did not, however, kill the impetus gained in architectural design and in site planning; the energy and knowledge was turned thereupon to individual houses, gardens, public schools and more thoughtful works within the limits of private capital.

Where an individual dwelling is recognized as being advanced in solution, it is largely the work of professional collaboration, in varying degrees, by architects, landscape architects, engineers and planners. Since many of these professionals are also professors at the University, the collaborative approach and the broader concept of planning are passed on to and, to an extent, participated in by, their students, the professionals of the future.

It would be a superficial and detrimental rationalization to call this effort a "style." Perhaps someday a few of the aims and efforts of the professionals (*space organizers* well versed in esthetics, function, and social contribution) will be realized. Perhaps then the people themselves, expressive of the environment, might be categorized as the basis for the word "style."

By FRANCIS VIOLICH

THE report that a "Bay Area Style" in architecture has developed is surprising to me; it implies a disappointing evaluation of the scope of our architectural objectives in the Bay Area.


Our interpretation of the word Architecture becomes as broad as the situation may permit. Certainly, if it is to have any meaning at all, it must include a wide variety of building types other than residences; we must consider the space around them, the access to them and their relation to the whole urban organization.

"Architectural Style" implies unmistakably regional characteristics as found in certain areas of the world. Centuries of development were necessary to establish these styles as the dominant architectural element in the urban geography before the copying of them could begin.

With this interpreting in mind let us look for architectural style in the Bay Region. Is it the so-called "Bay Area Style" that is the predominant architectural style of the houses of the area? Only in part. San Francisco is more accurately characterized architecturally by the Sunset's endless grid of row-houses with uncompromising, identical rears and cake-frosted fronts; the Mission's Victorian flats; the Marina's version of Mediterranean; zig-zag skylines where windowless dwellings face world-famous views. Even the newest construction maintains this old tradition. The East Bay's hodge-podge is no better.

Thinking in terms of this mixture of building types and copied styles, and the few honest expressions of local house-building ideas, we who are planning the Bay Region's architectural present and future, believe that we are a long way from a "Bay Region Style." Not until we achieve for people of all incomes, in all parts of the Bay Area, the standards of truly good living conditions will the character of our work be ready to be identified: communities with well-spaced apartments, walk-up flats with views, row-houses planned for outdoor living and good family life, and some homes on single plots. This kind of architecture will be the product of inter-professional teams. Until this kind of recon-

"Are we too close to the Bay Area to be objective, too aware of the thousands of 'jerry-builts' spreading out over the mud flats, of the extent of our slums, the inadequacy of our public and private housing, of our commercial, industrial and public architecture? Is it too much to ask that the coiners of the fine phrases wait until



Rondal Partridge Photo

struction takes place and the present Bay Region character is replaced by a truly "Bay Area Style" uncompromisingly dominating our landscape we cannot permit our scant, though good, examples of architecture to be laid down as the Bay Area Style.

By EDWARD WILLIAMS

THERE are architects in the Bay Area whose work has the quality of "style" in the organic sense. Similarities in some of the work of a few architects result mainly from the use of similar materials to solve similar problems of living for a clientele with more or less similar building funds. Tribute is due our climate, too. Climate, clients, site, and materials directly affect design — but they do not determine style. Though proud of the work of local architects, we know that their work does not constitute a Bay Region Style. For every good modern house built, a thousand makeshifts go up.

The general pattern of building here — only slightly different from that elsewhere — is such a confused conglomerate of materials and ideas and so little of it has been touched by architects that it could really be called style-less.


There is progress which will continue as more architects and allied professionals seriously concern themselves with the fundamental problems of meeting the immediate and long-range needs of the mass of the people. We have the potential skills and techniques for solving these problems and as our understanding of society grows, the character of our work will develop.

we are doing whole communities (Carmel, lower right) in which the best of our fine materials, modern planning and building techniques are utilized in producing structures which are clear, organic, progressive and democratic?"

. . . Edward Williams

Morley Baer Photo





A HOUSE WITH TWO WINGS AND RARE PRIVACY

Residence of Mr. and Mrs. Marshall Hale, Jr., Burlingame, Calif.

Clarence W. W. Mayhew, Architect

COMPLETE separation of all the varied activities of family living marks this unusual, distinguished California house, designed for a department store executive, his wife and three children. The house is located in a large terraced garden, and follows the natural slope of the land. It is divided, as the plan on page 101 shows, into two wings, one containing the living and dining rooms, servants' room and kitchen, the other containing the bedrooms. Each wing, however, is subdivided by the entrance hall and gallery, so that the effect is really one of four wings, with each "department" of the house completely segregated. This arrangement, furthermore, provides two secluded courts, one for the family and the

other, below the kitchen and laundry, forming a screened service yard. The servants' room, large enough to be a combination bed- and sitting room for a couple, turns its back on the rest of the house, and the guest room, with its own bath, is likewise secluded.

Exterior finish of the house is light buff cement stucco accented by the burnt orange interior seen frequently through the large glass areas of the walls. Heating is by forced warm air, with filters and humidity control. Three gas furnaces are required: one for the bedroom wing and guest room, one for the living room, dining room and kitchen, and a third for the servants' wing. Lighting throughout is indirect and flush.



Roger Sturtevant Photos

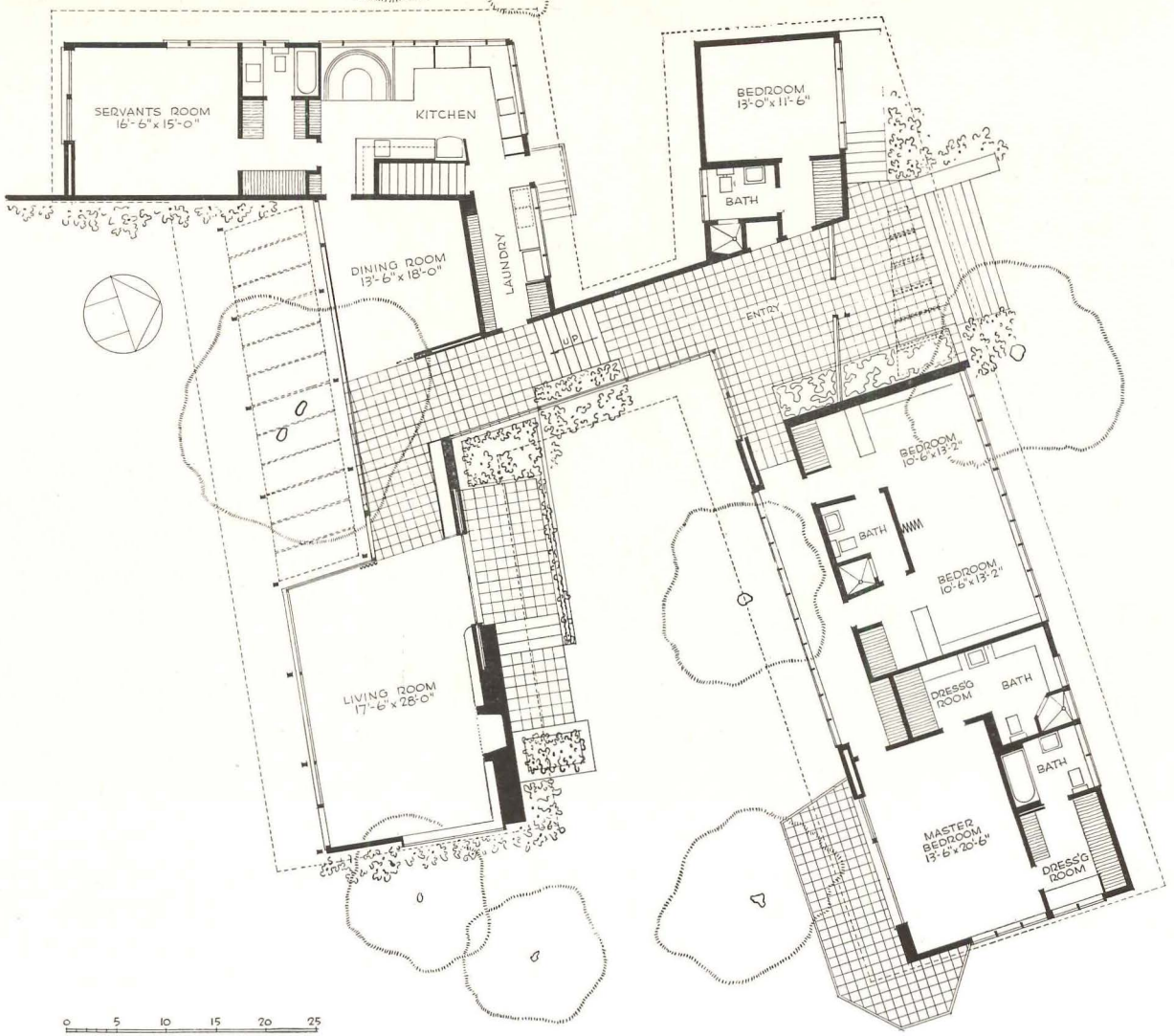
The bedroom wing stretches across the front of the house, but the master bedroom (right in photo above and extreme left on opposite page) faces the garden court separating the two wings, and has its own balcony. Room beneath the balcony is combination tool room and hot house. Veneer walls in living room (below) are bleached Philippine mahogany






A magnificent oak tree, shown in both photos on this page and also on pages 102 and 104, grows up through roof trellage outside the glass walls of living and dining rooms, and is visible from the main entrance through the gallery. Above: the living room looking across the gallery toward dining room. Below: the living room terrace is shielded by wall of servants' wing at left. Opposite page: the connecting gallery, seen from garden court; living room is at left, children's bedrooms are at right






Roger Sturtevant Photos






Left: main entrance, with living room windows visible through glass wall of entry. Below: another view of living room terrace and the fine old oak. Opposite page: the gallery, looking past garden court toward living room wing (above) and down the steps toward main entrance (below); floors here are 12-in. square red quarry tile

Roger Sturtevant Photos








The master bedroom, above and opposite, is generously proportioned, has two baths and two dressing rooms. Below: a corner of the dining room, looking across gallery to living room. Floors are overall-carpeted except in kitchen, laundry and bathrooms, where linoleum is used. Interior walls are hard plaster, canvased and painted. Lighting throughout is indirect and flush






Because the house follows the natural slope of the site, the master bedroom is virtually at second floor level and its private balcony (see also page 99) is hidden in the branches of the trees. The kitchen, below, has a comfortable dining corner for the servants, and, like most rooms in the house, has two exposures. Window at right overlooks service court

Roger Sturtevant Photos





by Ezra Stoller: Pictor

"MANHATTAN HOUSE" REPLACES OLD CARBARNs

Mayer & Whittlesey — Skidmore, Owings & Merrill, Associated Architects

THE New York Life Insurance Company has announced starting construction of a \$10,000,000 apartment house project, "Manhattan House" on the upper East Side, occupying the entire block from 65th to 66th Streets, and from Second to Third Avenues, an area approximately 200 ft. by 610 ft. Formerly occupied by the old Third Avenue carbarns, the plot was purchased several years ago for \$1,600,000. The building, which will be owned and managed by the Company will provide 582 apartments totaling 2486 rooms.

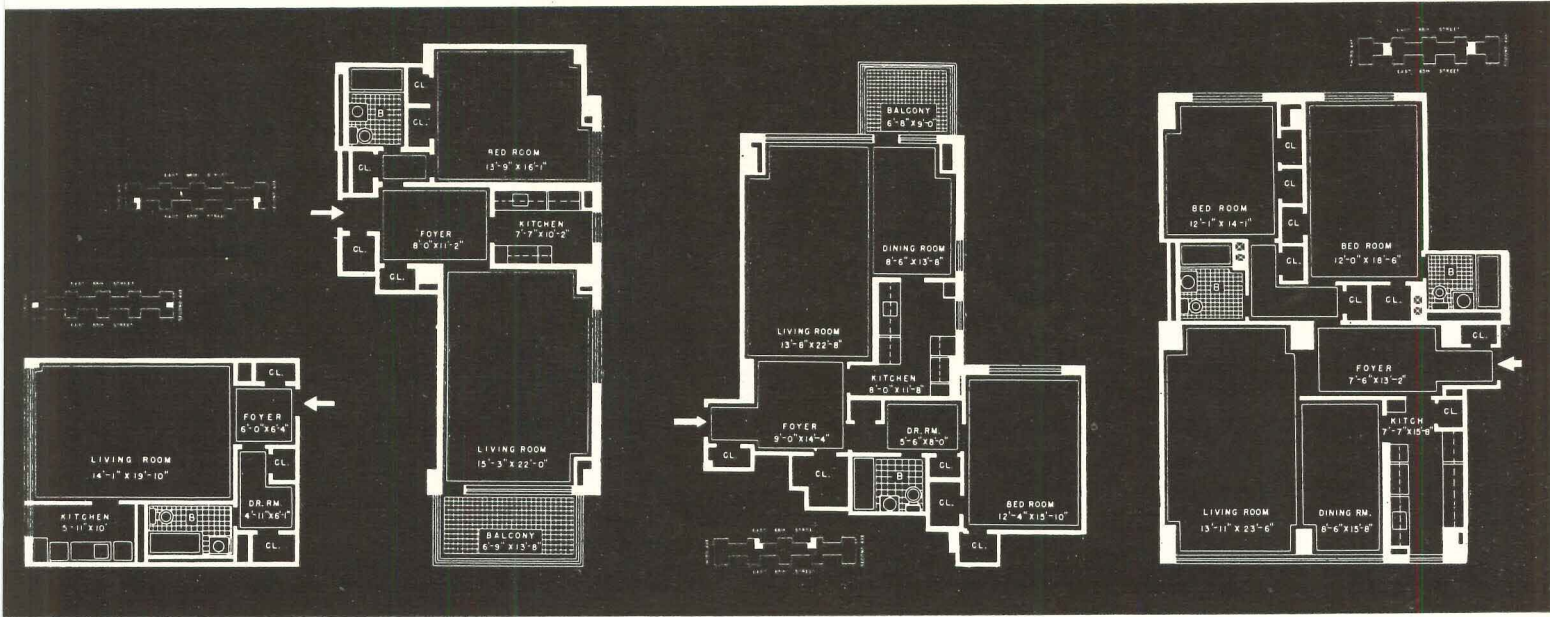
Apartments will range in size from two to seven rooms, with three, four and five room units in the great majority. Rents have not been finally determined, but probably will average between \$55 and \$60 per room per month. For the three room units the annual rent, including gas and electricity, is expected to range from about \$1600 to \$2500; for four rooms from \$2000 to \$3400; for five rooms from \$3000 to \$3900.

Reversing the customary practice of locating building units along street lines, with interior garden space, the plans call for a single large building which will run full length through the center of the block between Second and Third Avenues, with wide landscaped areas on both sides. This design was adopted to assure maxi-

mum light and air for each apartment, as well as maximum distance from any surrounding structures.

The plan is notable in the recognition given to the problem of traffic. The New York Life has conveyed to the City a 40-ft. strip along the southerly side of 66th Street in order to widen the street from 60 to 100 ft. This will permit a through route for through eastbound traffic, with a secondary road for local traffic off which there will be two covered entrance ways to the apartment building. On 65th Street there will be two off-street delivery areas with large basement receiving rooms. Thus all passenger traffic will enter and leave on the north side at the street level, while all service traffic will be handled on the south side at a lower level. All entrances to the building on both streets will be covered to minimize noise.

Another outstanding feature of the plans is that the entire development "carries out on a large scale, in a big city, an indoor-outdoor synthesis hitherto found mostly in modern country homes." For example, the long central lobby has glass walls permitting a clear view of the gardens on both sides of the building. In summer the sliding panels can be opened so the lobby and gardens become one space. Much the same effect



Opposite page, photographs of the model showing glazed balconies. Plans show typical apartments designed for maximum light, air and privacy. Small diagrams indicate locations of apartments in the block-long structure

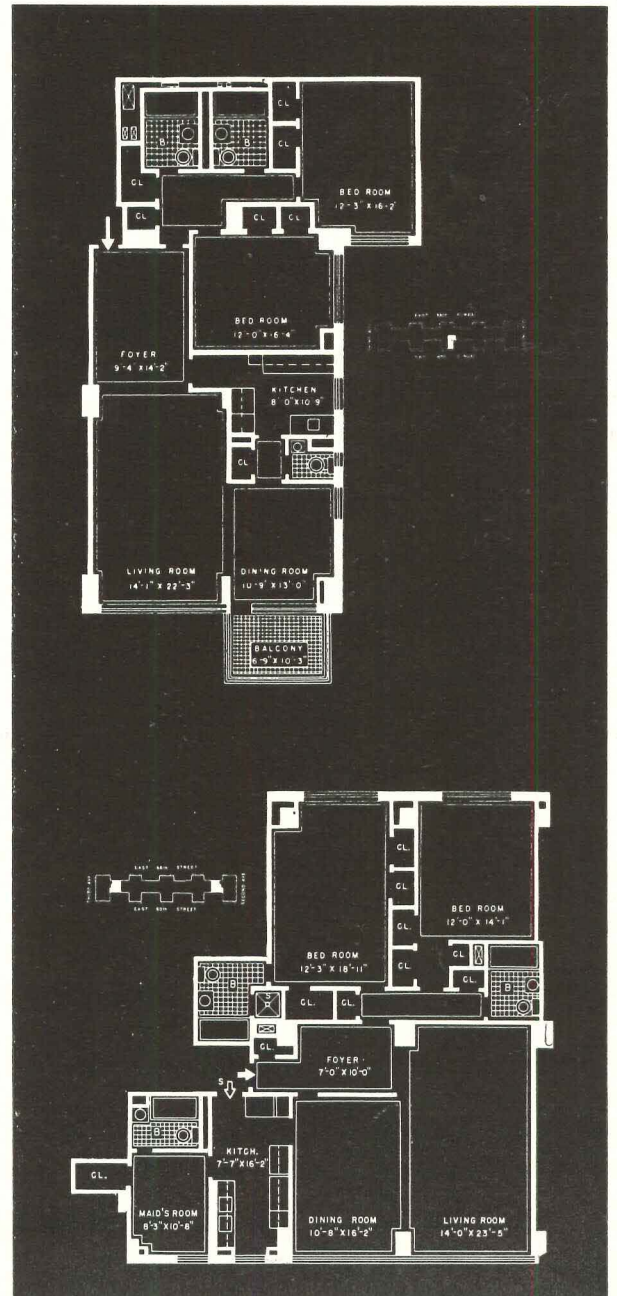
will be achieved in most of the apartments above the fifth floor where large balconies will open off the end windows of living or dining rooms. These windows will extend the full width of the rooms. In every room having a balcony, there will be a window as well to assure light from another exposure.

The building will be of reinforced concrete so designed as to provide flat ceilings without beam breaks in all main rooms. The structure will be finished in a light self-washing, glazed brick which will reflect a maximum amount of sunlight to the benefit of the surrounding area. Windows will be flush with the outside wall to eliminate staining caused by dripping from dirty window sills.

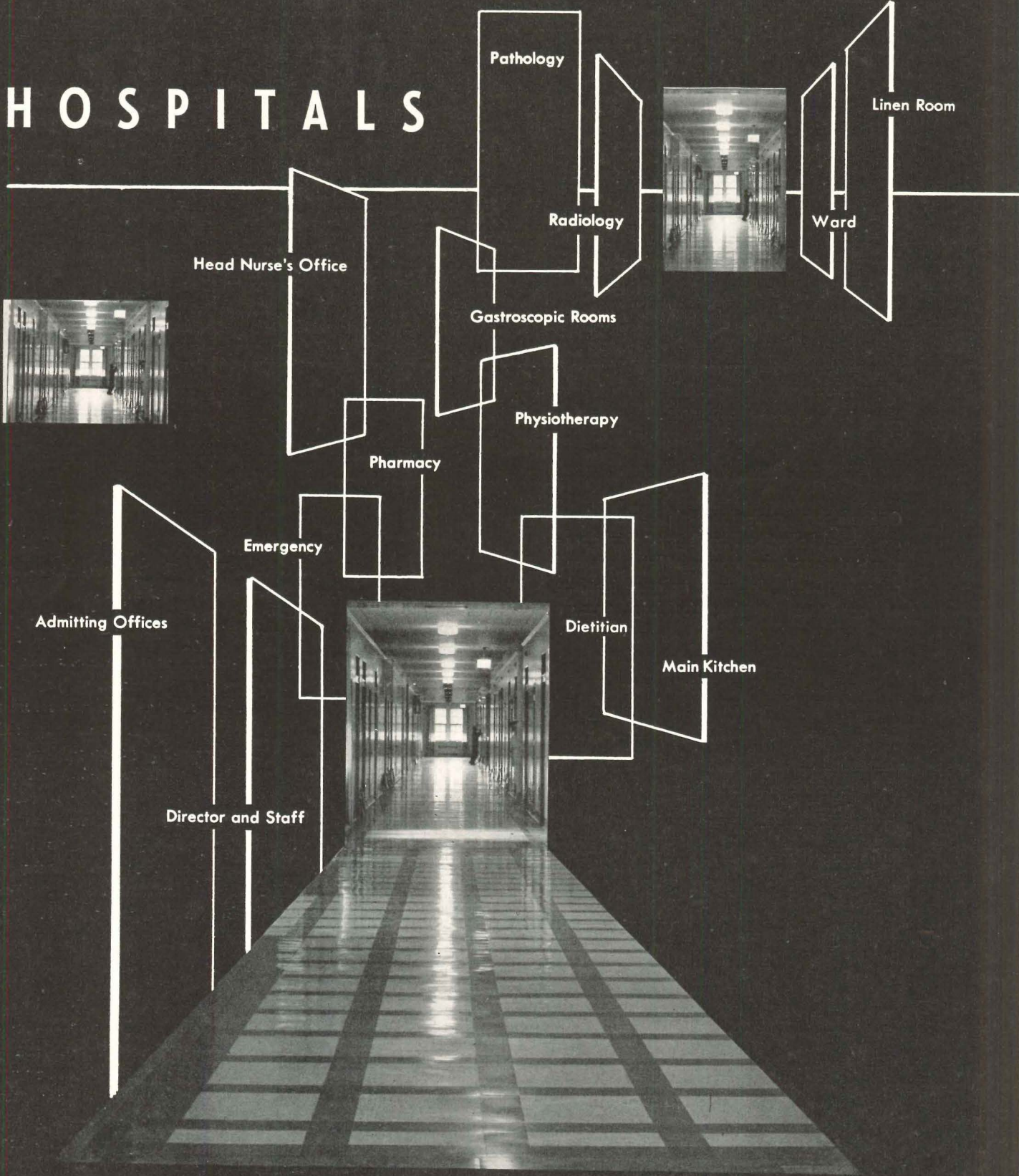
A majority of the units have a southerly exposure, while 95 per cent have through or cross ventilation. On a typical floor, 18 out of 32 apartments will have a south exposure and eight both a north and south exposure. Twenty of the apartments will have corner exposures.

A garage to accommodate approximately 175 cars will be built under the garden on the 65th Street side and will be readily accessible to tenants from the lobby.

(Continued on page 206)



HOSPITALS



By Carl A. Erikson, F.A.I.A.

Schmidt, Garden & Erikson, Chicago

TOMORROW'S HOSPITALS

TO SPECULATE on the needs of the hospitals of tomorrow is a necessary part of the architect's function in planning the hospitals of today. But to limit this planning for the hospital's future to a few dotted lines on the site plan, indicating a possible building, begs the whole problem. For when the architect begins to plan the building that is to fill in those dotted lines made 10, 20 or 30 years earlier, he finds that the hospital is a complex organism — living, growing and changing. His earlier building, even though its physical envelope remains the same, has changed in unexpected ways to meet the ever new needs of the very vital organization which is the hospital that the building encloses.

As the architect ponders the many parts of the initial building that must be expanded as it grows in service to its community, he wishes that his initial building had the qualities of an acorn, for "Mighty oaks from little acorns grow." The kind of oak produced from the acorn depends largely on the space given it to grow in — if in the open, a low, spreading ornamental tree; if in the forest a timber tree with a long trunk and a few branches. In either case, as the tree grows, every part of it develops — roots, trunk, branches and leaves. Hospitals, too, grow; but neither Mother Nature nor the architect has yet found a way to let the hospital grow as does the oak, all parts in proportion as the needs develop.

History Helps

No one can now foretell what the future will require of the hospital in the next 25 or 50 years. But a look backwards may at least give us a bearing to determine whence we came. The hospital of today was born about 50 years ago — the backward twin of medicine. It has, ever since, been trying to keep pace with its brilliant brother. Before today's hospitals could even be thought of, the men of medicine first had to produce and test anesthesia, discover and control bacteria, and unfold the wonders of X-ray. And it is precisely these tools that are responsible for the rapid growth of hospitals. As we look backward, it is quite obvious, too, that it is in these areas that the hospital has made its greatest



growth, and, hence, it is in the medical service areas, which house these and similar tools, that the greatest maladjustments are found.

Accompanied, as this development was, by reduction in the size of the family, the smaller home unit, the elimination of casual and neighborly help, the change from rural to urban life and the increasing age of its patients, more and more patients' beds were required. Insurance plans enabled the sick to take advantage of the benefits of the hospital, and the hospitals to extend to them the facilities not to be had elsewhere. The result has been the overcrowding that has brought most hospitals to bursting at the seams.

The growth in patient capacity and in medical service areas — X-ray, laboratory, physiotherapy, etc. — is very noticeable. Less marked, but still important, have been the effects on the service and administrative areas. The hospital stepped up from little business, with its bookkeeping in somebody's hat, to big business, with all its necessary records and controls. During these years, the number of days of patients' stay in the hospital was cut very markedly, but little heed was paid to the effect of this more rapid turnover on admitting procedures, business records, laboratory, X-ray needs, etc. More patients required more kitchen, laundry, storeroom, office and boiler capacity.

Boom in Hospital Construction

So the hospitals, like Alice in Wonderland, have during several generations "run just as hard as they could to stay where they were." If we read the signs of the times correctly, they will have to run even harder in the next few decades. Medicine, whose handmaiden the hospital is, seems to be stepping up both its art and its science at a tremendous pace. This keeps the hospitals breathless and fundless, even though they lag well behind the men of medicine. In the past several years we have witnessed the advent of penicillin and many other similar benefits to mankind. We have seen tuberculosis changed from milk, eggs and fresh air to surgery. We have watched the concentrated attacks on tubercu-



“ . . . there is nothing quite like the problem of planning for the hospital's future to be found in today's architectural practice . . . none is so dependent on proper relationship of parts to one another, none so subject to ever-changing needs”

losis and their amazing possibilities; we look forward hopefully to similar mass attacks on cancer and heart disease, just as we have seen the virtual elimination of the childhood scourges of scarlet fever, diphtheria, etc. In this atomic day we learn of one of its offsprings, the isotopes, whose possibilities await exploration. What effect will they have on our hospitals in bed capacity, equipment and techniques?

Keeping pace with the medical profession is a task of the first magnitude, but that is only part of the race the hospital runs. The hospitals have seen the government begin the subsidy of construction of hospitals. Will it continue and expand that program? Will it go further by subsidizing the care of the indigent and the medically indigent? It seems certain that, if everyone can have hospital care when, as and if he needs it, then the hospitals of this country will prove wholly inadequate. Certainly, then, the current boom in hospital buildings will seem like mere child's play.



Expansion Yet to Come

The advancing age of people already has introduced very serious problems — the care of the chronically ill, not generally accepted in the general hospital and for whom there are few beds in well-run institutions. The care of the chronics, like the quality of mercy, falls equally in all classes. The lack of nurses to care for them in the home, even when there are funds available, precludes that possibility; the small size of the housing units further limits it. But much can be done to restore these chronically ill to useful purposes if they can be given proper medical care; and that means, generally, as

a part of a general hospital where the benefits of the active clinicians, laboratory workers, etc., may be focused upon their problems. If we are to open up our hospitals to the chronically ill — and we must — then further large additions in hospital beds will be needed.

Psychiatry has been the stepchild of modern medicine almost since modern medicine began. It is a difficult field, and, in spite of valiant efforts of a few, the accepted solution is to stack these cases away in warehouses, called, by poetic license, hospitals or asylums or sanatoria; “Stack 'em up and then forget 'em” seems to have been the policy. Not deliberately so intended, but, practically, that is the way it has worked out. If the increase of the non-productive population in these “warehouses” continues to increase in the future as it has in the past, then this millstone around the necks of the mentally healthy may become unbearable. There has been comparatively little research in psychiatry, but some steps have been taken and the outlook is hopeful that this increase may be cut down, if not reversed. One of the steps is care of early psychosis in the general hospitals, and it looks as though that would come to pass. The result again is a larger hospital, and a more complex one.

Thus, the architect who seriously gives consideration to the future needs of the hospital that he is planning faces some great difficulties in determining what he is planning for. Unfortunately, he can be sure that the acorn he plants will not grow into an orderly oak, expanding roots, trunks and leaves as it increases in size. Rather it will grow by fits and starts and all parts will not be expanded, as new needs are to be met in new buildings.



Four recent hospital buildings designed by Schmidt, Garden & Erikson, Architects. From left to right across pages: Nurses' Home, Hospital of the University of Pennsylvania; St. Elizabeth Hospital, Dayton, Ohio; St. Joseph's Hospital Lancaster, Pa.; Mercy Hospital, Chicago (see also model photograph, next page)

Efficiency vs. Tradition

The hospital will continue to be dependent on a great deal of personal service, now proving to be very expensive and so difficult to reduce in quantity or increase in efficiency. It was a tradition in the hospital that the employee should be underpaid, but the last several years have pretty well cracked this tradition. Administrators are now searching eagerly for ways of reducing operating costs, and many of those ways are affected by the planning. The hospital, too, is a conservative institution. Many hesitate to accept new concepts of arrangement that would reduce the personal service time. There is more eager study but some hesitation about such conveniences as tube systems, mechanized supply carriers and similar devices to be found in every large industry. On the medical side there is likewise hesitancy about accepting new and more efficient methods, for the men of medicine have a guinea pig complex — if it hasn't been tried out on 1000 guinea pigs, they hesitate to use it in their hospitals. But as hospitals become bigger and bigger business, the importance of all kinds of labor-saving devices in themselves, and in planning for speedy and economical use of facilities, becomes a must.

The hospital's complex mechanism is operated by numerous personnel whose time is paid for. At all levels, from the dishwasher to the chief of the medical staff, they spend many a weary lifetime waiting for elevators that aren't there. The nursing service is made more complicated and unpleasant by lack of bedpan service adjoining the patient's bed. The early ambulation of surgical patients, now almost a routine in hospitals,

would relieve much of this unpleasant and costly task if there were toilets near the patient's bedroom. After a detailed study of the collection and distribution of laundry in the hospital, it seems laughable, if it weren't so expensive; but then, as so often happens, laughter changes to tears.

Among architects, the current fashion is to oversimplify the hospital plan. Because sunshine is good in the patient's room, all patients should face the south, and the nursing unit stretches out, as in a number of cases, for 250 ft. This is said to be the great contribution of the "modern" architect to hospital planning, ignoring the fact that this theory was propounded over 40 years ago and frozen into German laws then. This oversimplification of nursing unit planning ignores entirely the cost of bedside care — most of which would be spent by the nurses galloping down these long chutes. That it ignores many other elements of planning, such as view and economy of construction, is obvious. The hospital that does not recognize this cost element is obviously badly planned.

If we are to judge the future by the past — and I see many reasons for assuming that it will follow that pattern — the hospital will grow faster in its medical service areas (laboratory, X-ray, physiotherapy, surgery, etc.) than in beds. The impact of growth in beds or in services, both of which are the reasons for the existence of the hospital, will not be so quickly felt in the administrative or housekeeping services, but sooner or later all of these will feel the impact of growth. Therefore, it behooves the architect who plans for the future to plan his hospital so that all the departments of the


hospital can be expanded. Some of them are easy to expand, such as offices. Some of them are very difficult to expand and may require relocation, such as the medical services and the intermediate areas of the housekeeping services, such as the kitchen, laundry, etc.

Advancing Technology

The architect planning for the future must recognize, furthermore, that the hospitals of the past or present have not reflected all these developments that should be recognized in planning for the future, and also have failed to take advantage of technological improvements in construction. By these I do not mean merely those new developments in construction materials and techniques, whether pretty well proven or still hopeful dreams, but those which have been so generally accepted in other fields.

The possibilities which come from air conditioning, lighting and the development of the germicidal lamp still are largely ignored. They permit a "fatter" building and avoid the necessity for compromising between a truly efficient departmental plan and the typical patients' room floor plan, which must, of course, have outside light for all patients' rooms. Taking advantage of this development alone, frees the planning of the hospital tremendously. It has taken about 25 years for air conditioning to be generally accepted for the operating department. The germicidal lamp, which could be used to sterilize inside areas more effectively than does any amount of sunshine through windows, is still considered of doubtful value by many. The anachronism of placing windows in a room such as the fluoroscopic room of the X-ray department, that must be kept darkened at all times when it is being used for that purpose, does not occur to many. Boards of directors, administrators and doctors are all hesitant about some of these developments.

Some increase the cost of the building, but some, while increasing the cost also decrease cost by permitting a more nearly square building for some parts of the hospital than is possible with the conventional plan. And some of them, because of the greater efficiency possible, would justify considerable increase in cost merely on

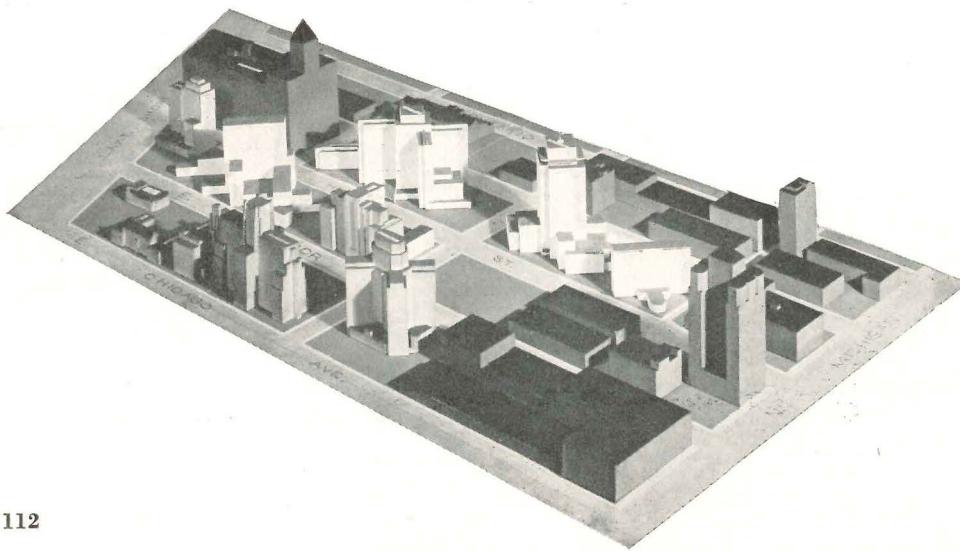


Main entrance detail, Illinois Masonic Hospital, Chicago, Ill. Schmidt, Garden & Erikson, Architects (Hedrich-Blessing photo)

economies in operation and improved efficiency in care of the patient.

There is nothing quite like the problem of planning for the hospital's future to be found in today's architectural practice. To be sure, a few other types are enlarged from time to time, but none of them requires the closely knit service of the hospital, none is so dependent on proper relationship of parts to one another, none so subject to ever-changing and unpredictable needs.

The architect might decide, as he reviews the many variables to be taken into account in planning for the future, that "it just can't be done" and forget it. That is the easy way; the few who seriously study the question will, if they do not answer it, point the way to better and more flexible hospitals of the future. And it will be through such studies that the architect will aid in producing better hospital service now and in the future.



Model of Northwestern University Medical Center, Chicago. The larger building (left center) is the huge Tumor Hospital for the Veterans' Administration; the tall one (right center) is the new Mercy Hospital, both designed by Schmidt, Garden & Erikson, Architects

Chicago Architectural Photographing Co.

HOSPITAL PLANNING—STUDY IN INGENUITY

Early Hospitals in Federally Aided Program Show Wide Range of Ideas

MORE than three hundred hospitals, aided by federal funds have been started since the Hill-Burton Act was passed by Congress in August, 1946. Hundreds more are now in the planning stage, with still more to come. First priorities went to rural hospitals, to speed realization of one of the principal aims of the program—to carry good hospital and health service to areas needing it the most.

From the standpoint of planning, the earlier hospitals are especially noteworthy, for several reasons. First, a great many of them have been done by architects who are not "hospital specialists," many of whom were planning their first hospitals. Second, even though a hospital is a highly intricate planning assignment, the essential ingenuity of architects is readable in the plans. As Marshall Shaffer, chief architect, Division of Hospital Facilities, U. S. Public Health Service, has pointed out: they did not "crib cold" the "Elements"* or the "Type Plans"¹ issued by the Division for the guidance of architects doing hospitals for the program. Third, the earlier hospital plans show a number of compromises, necessary for reasons of economy. On succeeding pages a few of the first plans are analyzed, to show where compromises can best be made, and where it is necessary to insist on certain accepted standards, so that patients may be assured of safety and good care, and so that it will be possible for the hospital staff to work with reasonable effectiveness and efficiency.

In the interests of the patient's safety, it is necessary, of course, to take every precaution against cross infection. It is concern about cross infection that explains the insistence on a delivery room separate from the operating room. Though not all authorities agree, it is the feeling that separation of these two important facilities is a common-sense precaution of some importance. It is best, of course, to keep delivery and operating suites separated by some distance, so that different personnel will be necessary. Where economy forces the two suites to be adjacent, it is still possible to arrange corridors and partitions to make it all but impossible for a nurse, say, to step quickly from one room to the other, and in her hurry carry infection between cases.

Concern about cross infection also dictates the separation of emergency room and operating suite. The so-called "dirty" cases are to be expected in the emergency department, and should not be allowed in the surgery. While naturally the hospital staff will be well trained in matters of infection, the architect can do much to

prevent the forgetfulness that might come in hurried emergencies.

Cross infection is also the great fear in the nursery rooms. This is also a controversial area, for the nursery puts a heavy load on the nursing staff and efficiency is not to be taken lightly. Nevertheless, separation and dispersion does much to lower the risks, and adequate space and adequate separation of bassinet cubicles are desirable.

Plans are also studied carefully as to space and facilities for nursing personnel. Hospital activities and techniques have continually added to the strain on the hospital staff, as have the shortages of trained personnel. Nurses must have room and equipment to work properly, and the architect's responsibility is to see that she is not handicapped by cramped work rooms and lack of proper facilities for keeping up with medical standards.

These are the main areas for holding to principles and standards of planning, so that a hospital does not become obsolete before it can be dedicated. In many other areas, it is possible to compromise with the best in order to keep down costs.

Oddly enough it has been observed that architects seem to follow the type plans most closely in the layout of nursing units and in the size of bed rooms, and to seek cheaper solutions in the more technical departments. And yet, of course, the bed room space is the cheapest space, so it is logical to look for savings in the more expensive areas.

Along this line, a tendency has been observed to cut the width of corridors; many plans show them as narrow as seven feet. This too is cheap space, and a foot or two more in corridor width will permit much easier operation in the daily hurry of a hospital.

Early plans show considerable ingenuity in provisions for expansion. The architects have taken full advantage of the principles of free and open planning, to point wings out in all directions, to turn little stub wings to provide cul-de-sac locations for operating and delivery suites without blocking expansion plans, and to provide that dispersion of departments that seems to be the mark of good hospital planning.

In the small hospitals there is some neat juggling to be done in this type of planning, in the matter of control. The small institutions frequently must insist on a single nurses' control point, for night operation. Perhaps a single nurse will be on duty at night, and she must not have to preside at two stations at the same time. In general, then, the small hospital plan must come to a focus in the center.

More specific comments follow in the individual analysis of five early hospitals in the Program.

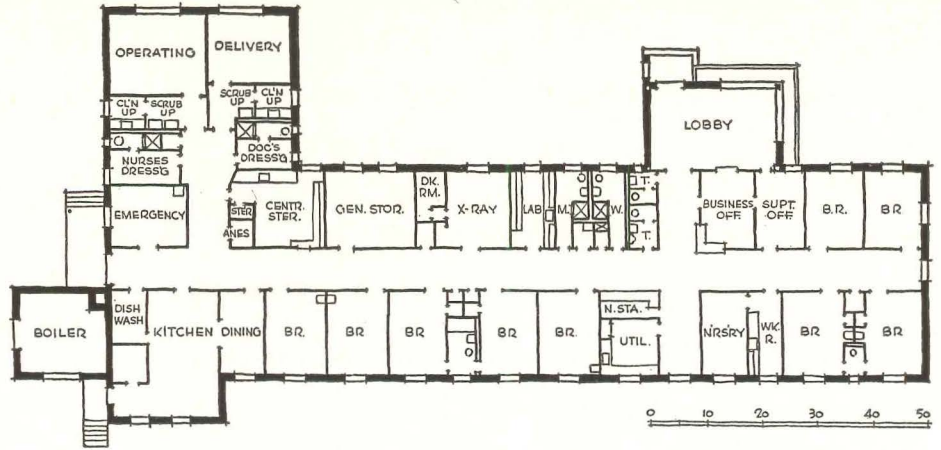
*"Elements of the General Hospital," ARCHITECTURAL RECORD, June, 1946.

¹"Plans of the General Hospitals for the Coordinated Hospital System," ARCHITECTURAL RECORD, Jan., 1948.

1. Goliad County Hospital, 18 Beds

Goliad, Texas

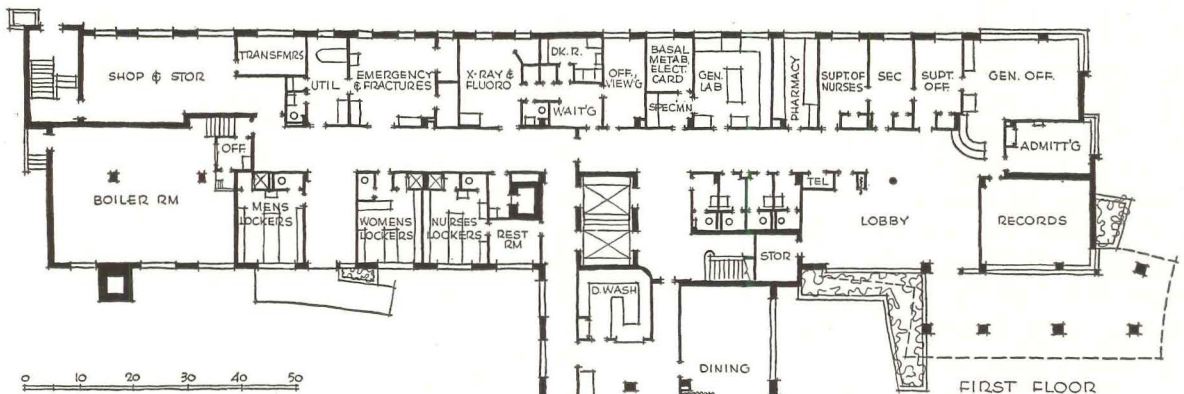
J. G. Smyth, Jr., Architect



WHILE so small a hospital as this is not generally advocated, this one provides medical care for an area where population is sparse and finances limited. This plan is carefully studied, and seems to meet all of the requirements with a minimum of objectionable features. Since it is so small, this hospital does not follow any of the P.H.S. elements or schematics, but it does follow their principles, with the expected reduction in size and scope. The arrangement of departments and elements seems good, and no serious traffic conditions appear. Also there is no compromise with good aseptic

techniques. For example, delivery and operating rooms adjoin, but there is a good separation, leaving no physical reason for cross infection. There is a separate emergency room, close to the ambulance entrance.

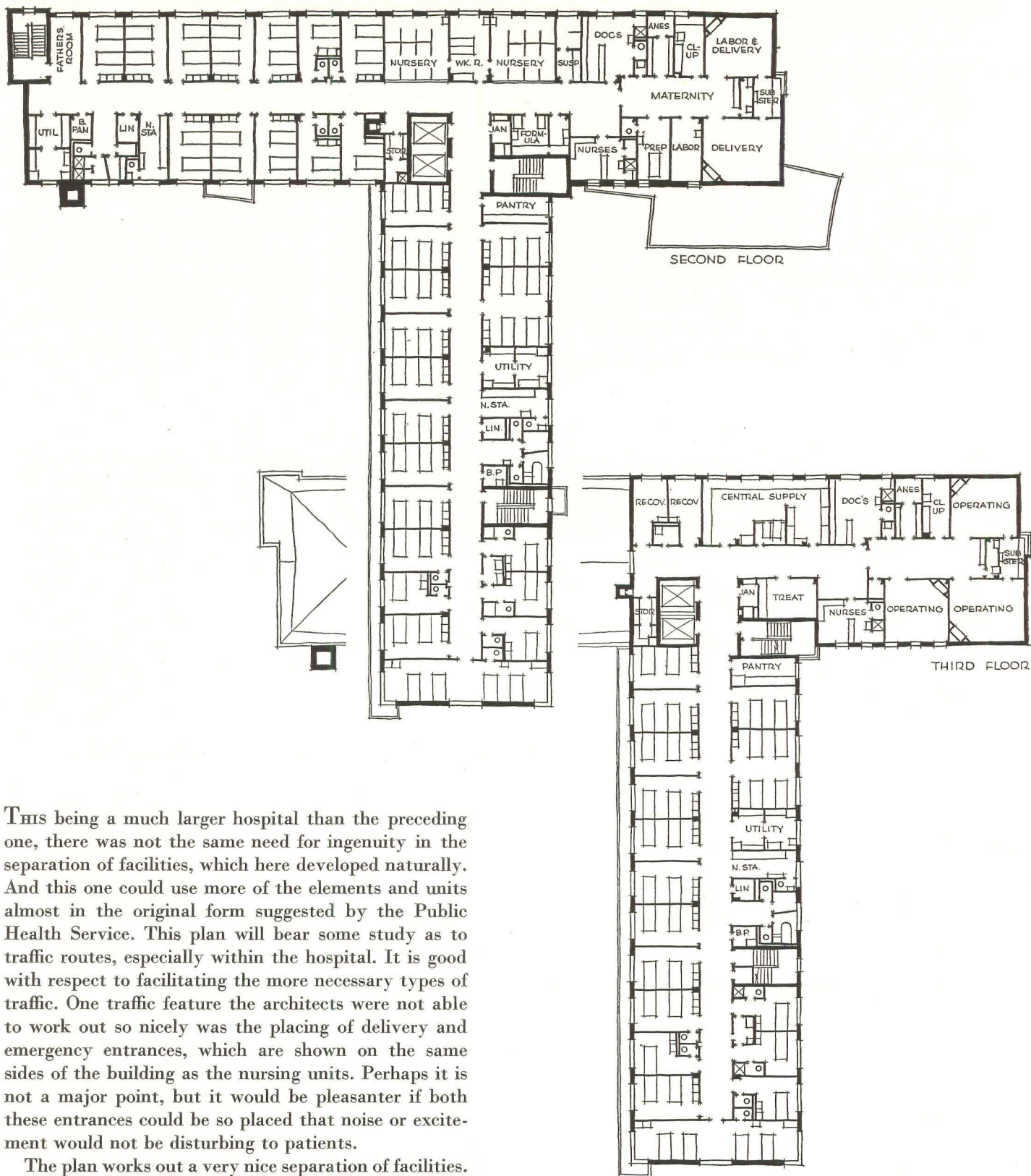
Perhaps, in so small a hospital, it is splitting hairs to separate Medical-Surgical and Obstetric beds, as has been done here. It is recommended practice, true, for hospitals in which it can be assumed that different nursing staffs will be available for each. Here it seems to spread out the nursing care area more than might be necessary.



2. Caldwell Memorial Hospital, 89 Beds

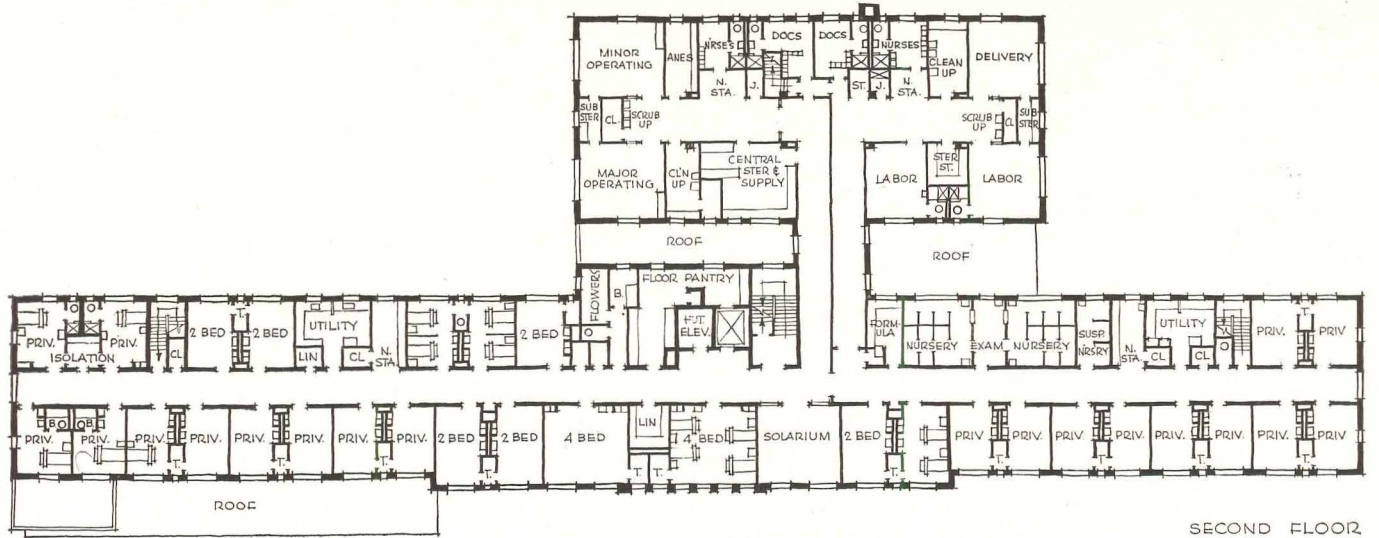
Caldwell, Idaho

Victor N. Jones & Associates, Architects and Engineers

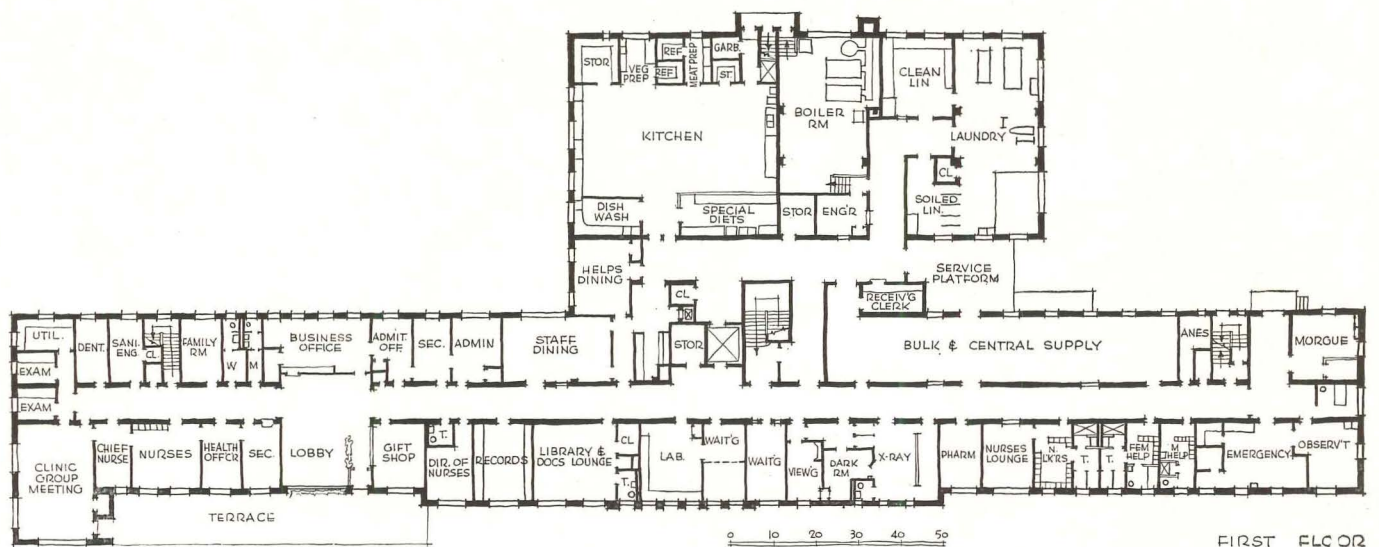


THIS being a much larger hospital than the preceding one, there was not the same need for ingenuity in the separation of facilities, which here developed naturally. And this one could use more of the elements and units almost in the original form suggested by the Public Health Service. This plan will bear some study as to traffic routes, especially within the hospital. It is good with respect to facilitating the more necessary types of traffic. One traffic feature the architects were not able to work out so nicely was the placing of delivery and emergency entrances, which are shown on the same sides of the building as the nursing units. Perhaps it is not a major point, but it would be pleasanter if both these entrances could be so placed that noise or excitement would not be disturbing to patients.

The plan works out a very nice separation of facilities. The first floor houses all service and office departments, locker rooms, emergency, and X-ray. The second floor is left free for maternity nursing units, nurseries, and delivery suites. And the third floor gives a similar isolation to medical and surgical bedrooms and operating suite. Obviously maternity cases will be of major importance here, this department being larger than normal, whereas others seem smaller. Presumably also this is one hospital planned to be large enough for many years to come, since obviously there are no present plans for enlarging or extending the wings, most of which are closed off by permanent facilities.



SECOND FLOOR



FIRST FLOOR

3. Lawrence County Memorial Hospital, 46 Beds
Lawrence County, Illinois
Lester W. Rouff, Architect and Engineer

4. Placid Memorial Hospital, 47 Beds, Lake Placid, New York
Will Alban Cannon & Associates, Architect-Engineers
Basil C. MacLean, M. D., Medical Consultant

THIS plan (above) shows unusually good placement of various departments, maintaining both good separation and logical relationships. There is considerable originality evident in this scheme; while there is evidence of reliance on the Public Health Service elements in certain areas, all are obviously carefully adapted to local needs and the schematics are well integrated. Notice that this hospital houses a real public health clinic, including a meeting room, worked in nicely with business offices and out-patient facilities. The plan is generous in space allotments — more than usual for staff and employee facilities. There is a gift shop, a family room, and so on, provisions frequently cut out when costs are pared down. There is also a high proportion of private rooms, which many hospital authorities have been urging, but which does have the effect of increasing the square footage per bed, which in this hospital runs to the unusually high figure of 820.

BEING in a famous winter sports area, this hospital (opposite page) has one feature rarely seen — a fracture room in the emergency suite, with a splint room handy for the skiing casualties. Another original arrangement is the placing of delivery and operating rooms in a widened central section of the building. Though adjacent to each other, the two departments maintain excellent separation, and both are close to central supply, sterile supply, and both have good isolation from the rest of the hospital. There is good separation, too, between maternity and medical and surgical nursing units. And yet the central nurses' station provides good night control. The arrangement of nurses' station and utility room is worth some attention, providing a central location and excellent convenience in this combination. The nursery layout here shown is one of those frequently argued about; many doctors would hold out for more provision for isolating and dispersing bassinets.

IN this plan many of the elements suggested by the Public Health Service are put together in a highly individual scheme. The delivery and operating suites are both turned off the main wings, in order not to block possible expansion of the nursing units. These locations, too, are in good relationship to the corresponding bed areas, and give good isolation from the rest of the hospital. Service and health center have their own wings, and the hospital is capable of being expanded in any direction, without destroying the central control point or changing any other well established relationships. The location of the morgue so near the emergency room is perhaps open to question.

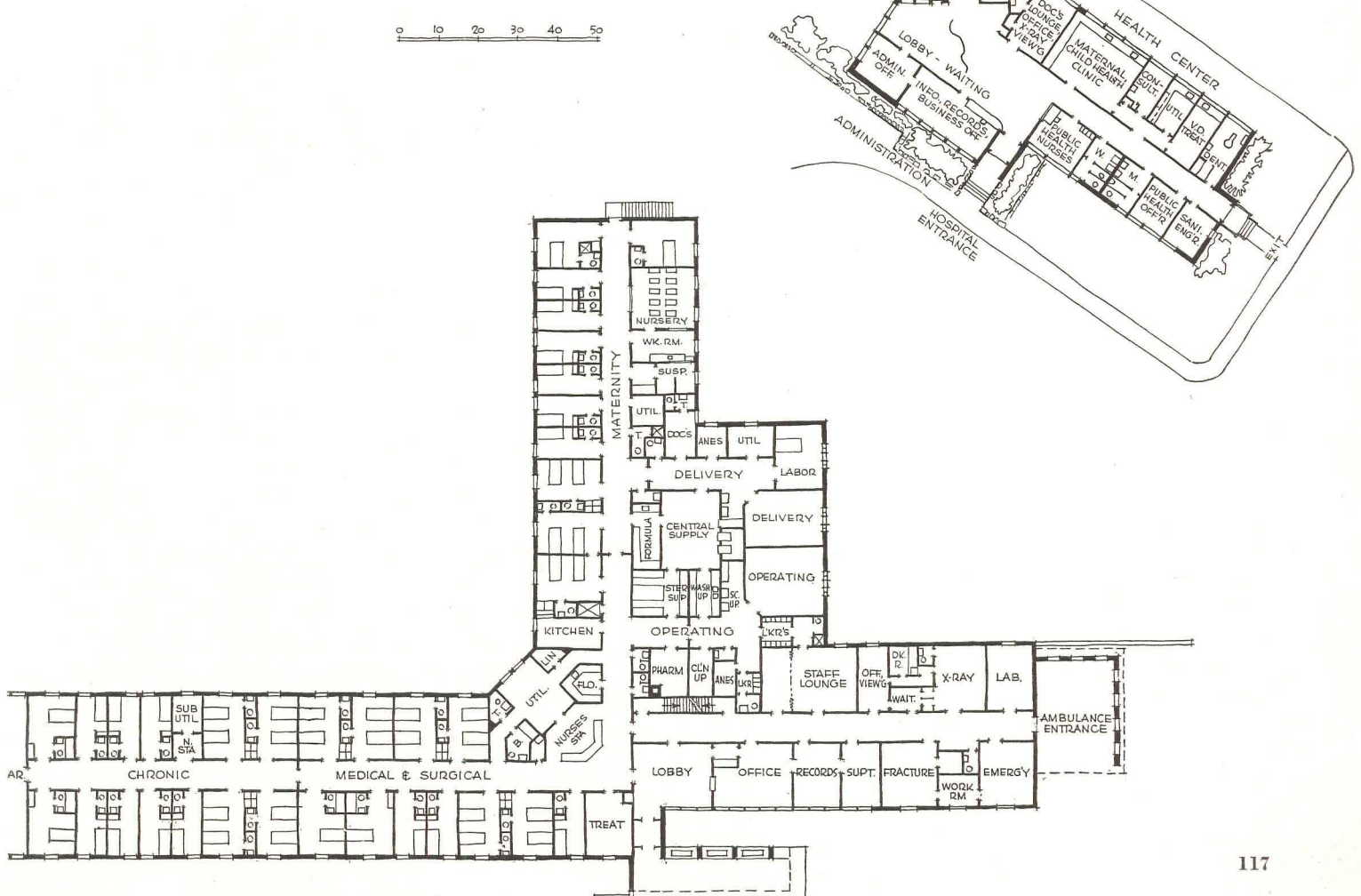
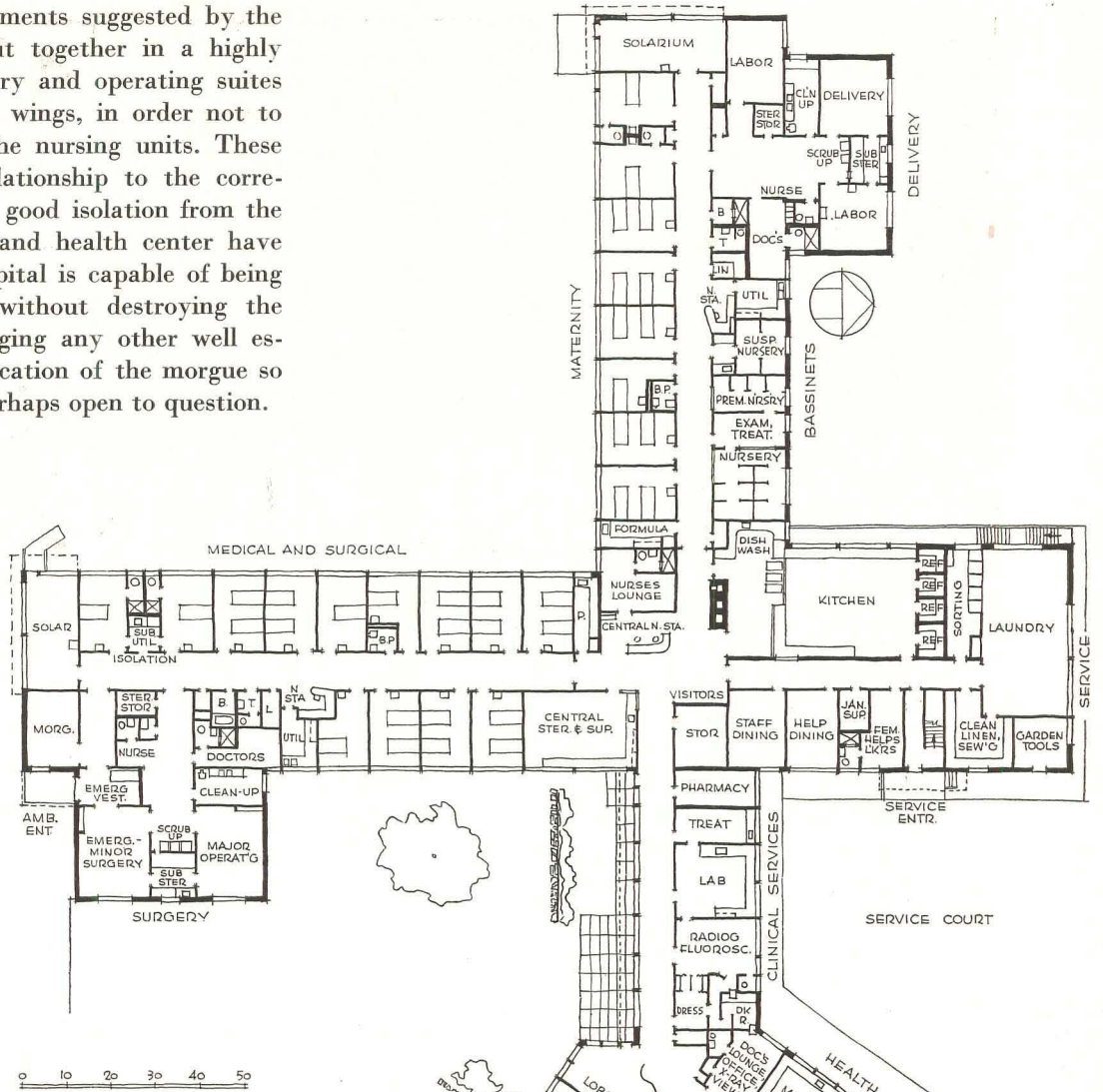
5. Hospital for Washington



Court House, 34 Beds

Fayette County, Ohio

Inscho, Brand and Inscho,

Architects





This small hospital, simple and functional in extreme degree, still uses cheerful interior color schemes carefully designed to realize the psychological value of color. This treatment, only dimly suggested by the photos opposite, was given a real "rave notice" by the local newspaper

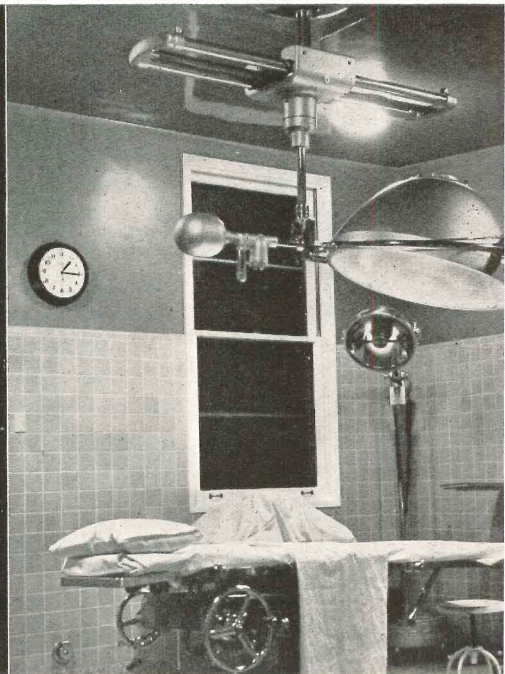
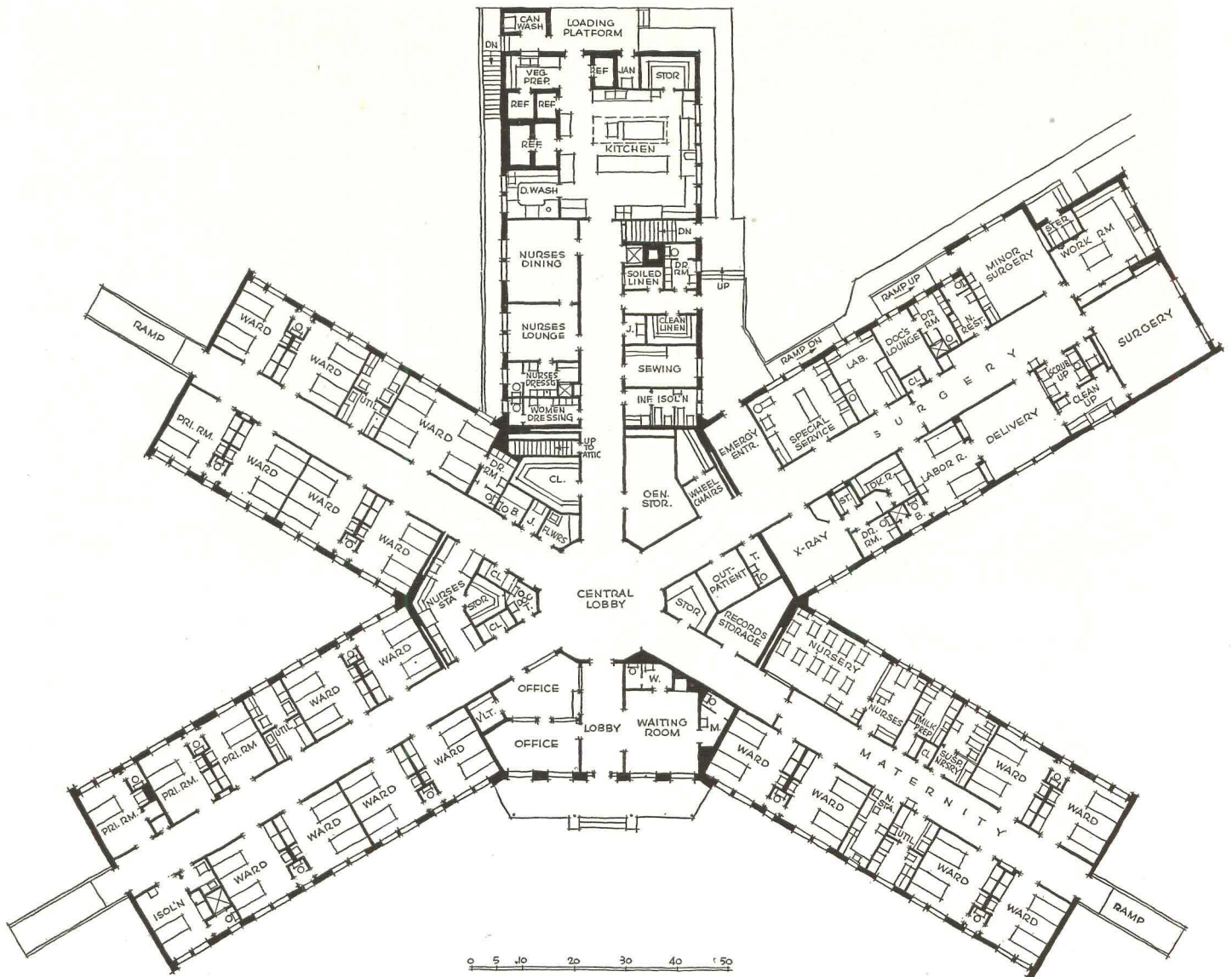
43-BED HOSPITAL WITH INGENIOUS PLAN

Community Memorial Hospital, Tracy, Cal.

Fred L. Schwartz and William G. Hyberg, Architects

IN the planning of this small hospital — another of those done, under the federal aid program, for the utmost in simplicity and economy — consideration was given to a number of plan schemes; including H, E and L shapes. The building committee and the doctors preferred the hub or finger type plan (shown on the opposite page). They felt it offered the most economical

operation and the best traffic flow. It does, obviously, give good separation of major elements and nursing units, also the much-desired central control. The architects comment that after seeing the building in operation they would, if doing it again, design the central lobby to provide greater space between the wings, principally for better outlook and ventilation for patients' rooms.





32-BED HOSPITAL BUILT FOR \$4400 PER BED

Nowata Hospital, Nowata, Oklahoma

Black and West, Architects; Collins & Gould, Mechanical Engineers

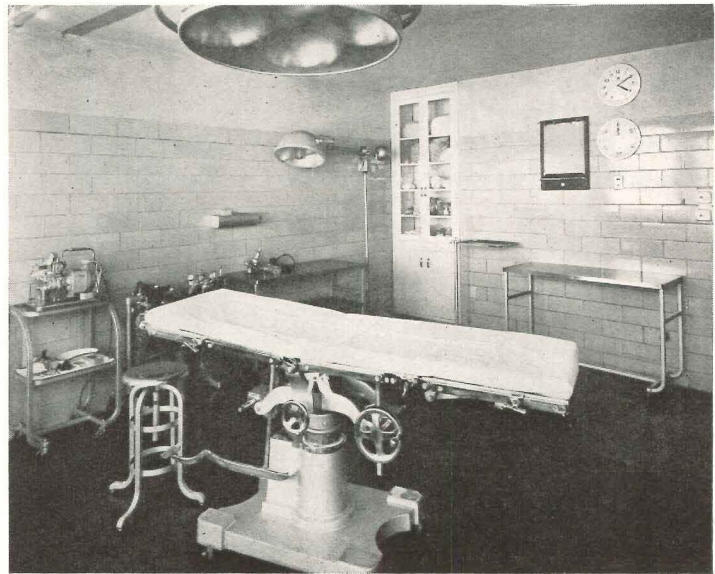
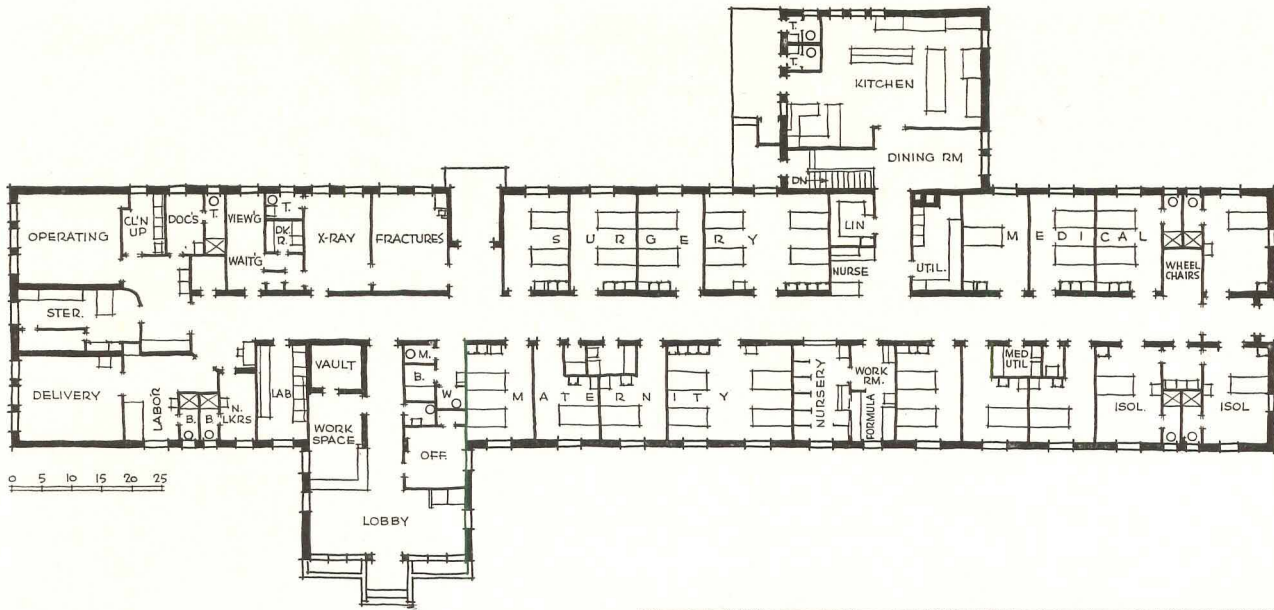
ONE of the earlier hospitals to be completed under the federal aid program, this one was designed to meet an urgent demand for hospital facilities in an outlying area, at a very low per bed cost. Though it provides all of the necessary functions of a small hospital, it was built, and fully equipped, at a cost of \$4400 per bed.

It was necessary to use an unusually economical type of construction, and it was felt that the building should not clash with the character of residential buildings surrounding it, hence the pitched roof. The roof is supported on the exterior walls and main corridor walls, allowing for simplicity and uniformity of construction.

The long, straight plan was dictated by considerations

of economy, orientation, and ease of supervision. The building extends north and south, paralleling and facing a main thoroughfare, an arrangement which will permit a future wing on the rear of the site to form an H-shaped building. The east-west exposure was also considered desirable for a hospital with bed rooms on both sides of the corridor, giving all partial sunlight. Wide overhanging eaves were incorporated to keep out the hot summer sun. This type of plan, incidentally, is very economical of nurses' energies and time, and permits control of the whole hospital at night by a single nurse.

A large old residence, immediately adjacent to the hospital, is used as a nurses' home.



An unusually economical, practical floor plan for the small hospital. Delivery and operating rooms are well separated, well isolated. Nursing units are distinct by types of patients, yet close together for good control and efficient nursing service. Location of kitchen and dining room was chosen to be central with respect to the nursing areas and to leave room for extending a future wing at the present rear entrance

Hopkins Photography Co.





PHYSICAL THERAPY SUITES

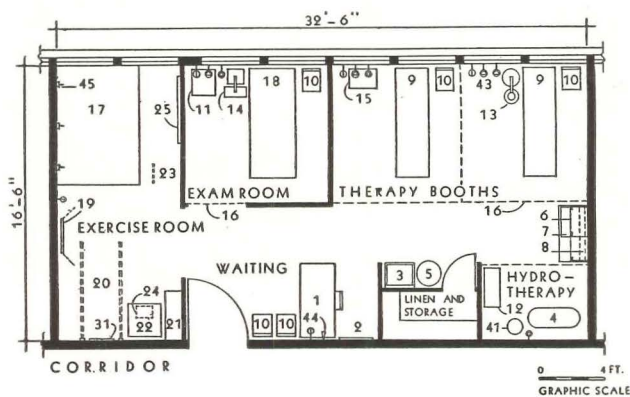
Developed in cooperation with American Physical Therapy Association

IN ACCORDANCE with the latest thinking, these plans are a revision of the physical therapy suites published in the ARCHITECTURAL RECORD, June, 1946.

Since each hospital's requirements for physical therapy facilities are different, the plans are intended only as a guide for hospitals of the sizes noted. Patient load

as well as availability of therapists will affect the extent of the facilities.

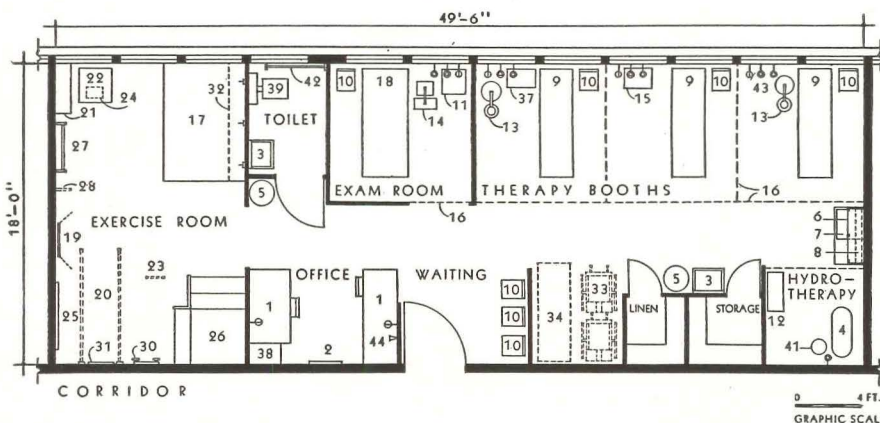
Physical Therapy includes the use of physical and other effective properties of ultra violet and infra-red radiant energy, heat, cold, water, electricity, therapeutic exercise and massage in the treatment of disease



PHYSICAL THERAPY SUITE FOR A 50 BED GENERAL HOSPITAL

LEGEND :

1. Desk
2. Bulletin Board
3. Lavatory with Gooseneck Spout
4. Whirlpool Bath
5. Laundry Hamper
6. Wall Cabinet
7. Sink with Drainboard
8. Glass Shelf over Sink
9. Treatment Table, with storage space below
10. Chair
11. Bedside Table
12. Paraffin Bath
13. Infra Red Lamp



PHYSICAL THERAPY SUITE FOR A 100 BED GENERAL HOSPITAL

FEDERAL SECURITY AGENCY

Public Health Service

Division of Hospital Facilities

Office of Technical Services

and injury and for diagnostic tests. It is used by both in-patients and out-patients and should be located in the hospital for the convenience of both.

Flexibility is important. Development of new treatments will change space requirement and probably result in expansion of the unit. Booths are used for dif-

ferent types of therapy and must be adaptable to all. Hydrotherapy rooms containing fixed equipment are the exception, of course. In some cases privacy is required for the examination of the patient and therefore one or more rooms should be enclosed depending on the anticipated load.

A separate exercise room located so as not to interfere with patient traffic is desirable.

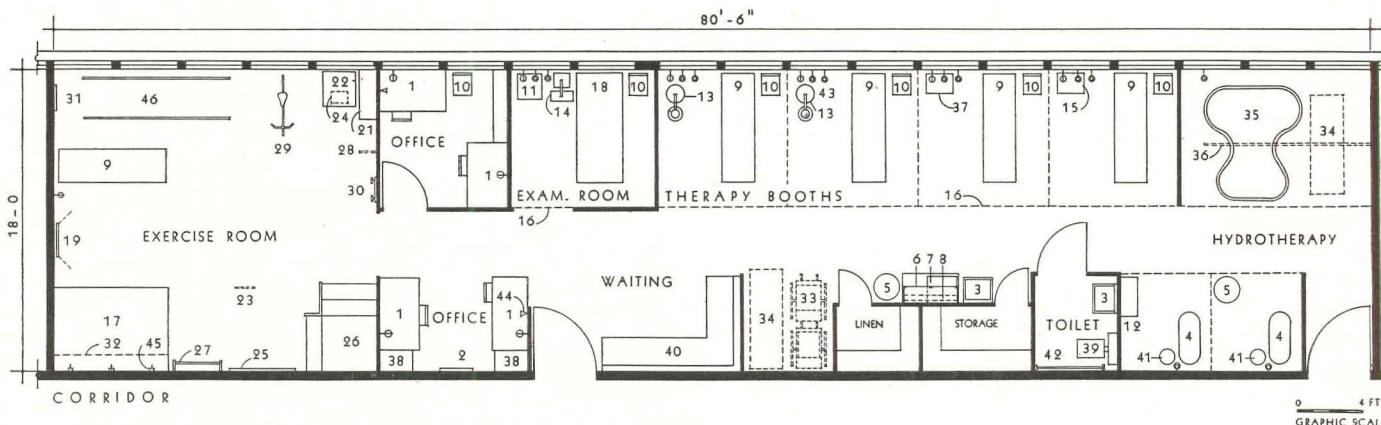
Office and waiting space areas are dependent on the size of the unit. In smaller hospitals one office or desk space in the waiting area for the chief therapist will suffice. Larger hospitals may require a private office for the physician in charge of the department. Wheel chair and stretcher storage space is required in all sizes of hospitals. In smaller hospitals where space is at a premium, it may be omitted and stretchers and wheel chairs stored in adjoining corridors.

Ample storage space for linen and equipment is a necessity. A toilet within the suite is required for use of patients. It is highly desirable to have the toilet large enough to admit a wheel chair. Again in the smaller unit it may be omitted if a suitable toilet is located nearby.


These plans are to be included in a forthcoming manual published by the American Hospital Association.

Physical Therapy Suites for a 50-, 100-, and 200-bed General Hospital

- | | | |
|--|---|---|
| 14. Ultra Violet Lamp | 26. Steps | 36. Monorail over |
| 15. Short Wave Diathermy Unit | 27. Stall Bars | 37. Direct Current Generators |
| 16. Rod and Curtains | 28. Shoulder Abduction Ladder, arch type | 38. File Cabinet |
| 17. Gym Mat | 29. Stationary Bicycle | 39. Water Closet |
| 18. Examination Table, with storage space below | 30. Pulley Weights | 40. Bench |
| 19. Posture Mirror (Triple, Portable) | 31. Wall Mirror | 41. Adjustable Stool |
| 20. Parallel Bars, folding type | 32. Shelf, 6 ft. above floor | 42. Hand Rail |
| 21. Three Shelves, 6 in., 2 ft. 3 in., and 4 ft. above floor | 33. Wheel Chair | 43. Three Single Outlets on Separate Branch Circuits, 1 outlet 2-pole, 2 outlets 3-pole |
| 22. Table, 24 in. by 24 in. | 34. Wheel Stretcher | 44. Telephone Outlet |
| 23. Sayre Head Sling, attached to ceiling | 35. Hubbard Tank. A therapeutic pool 8 ft. by 12 ft. may replace the Hubbard tank by increasing length of suite | 45. Gym Mat Hooks |
| 24. Foot Rest | | 46. Parallel Bars |
| 25. Shoulder Wheel | | |



PHYSICAL THERAPY SUITE FOR A 200 BED GENERAL HOSPITAL



100-BED HOSPITAL WITH DOCTORS' OFFICE BUILDING

Dent and Aydelott, Architects


Bristol Memorial Hospital, Bristol, Tennessee-Virginia

LIKE many another growing community, Bristol, Tenn. (or Virginia, as the case may be), has a serious shortage of hospital beds, and considerable study went into the programming of additional facilities. Bristol is a border town, cut roughly in half by the line between Virginia and Tennessee. The Virginia side has a hospital designed 25 years ago for 40 beds, which has been running at 60 patients steadily. In another 20 years the town is expected to grow from some 27,000 to perhaps 48,000 population. On such analysis the hospital was planned for the Tennessee side of the community, and its bed capacity set at something over one hundred.


A glance at the model would seem to indicate that this

is a much larger plant, but the hospital itself is augmented by two additional buildings, one a nurses' home, the other a doctors' office building. The first floor of the doctors' building will add some desirable commercial enterprises to the hospital — a small drug manufacturing plant and drug store and a soda bar and restaurant. The upper floors, added as required, would house doctors' offices, following the current thought that doctors find not only convenience but also efficiency and effectiveness in locating directly at the hospital, close to bed patients and to clinical facilities.

The hospital itself is as modern in facilities as it is in appearance. There is a large out-patient department



Largest building in model is 107-bed general hospital; center building is for doctors' offices; third is nurses' home and school. One-story section connecting hospital with doctors' building houses kitchen, dining-rooms and lounge, offices




Hitchings Photos

adjoining an unusually extensive X-ray department. And the plan is quite ingenious in combining the "modern" type of nursing units, with most of the patient rooms strung out along the southern exposure, and a compact disposition of medical and surgical facilities in a central location. These are stacked up in a three-story wing, only the wing is in effect turned flat against the side of the building. This device gives the necessary isolation to operating and delivery suites, and keeps them close to elevators and nursing units.

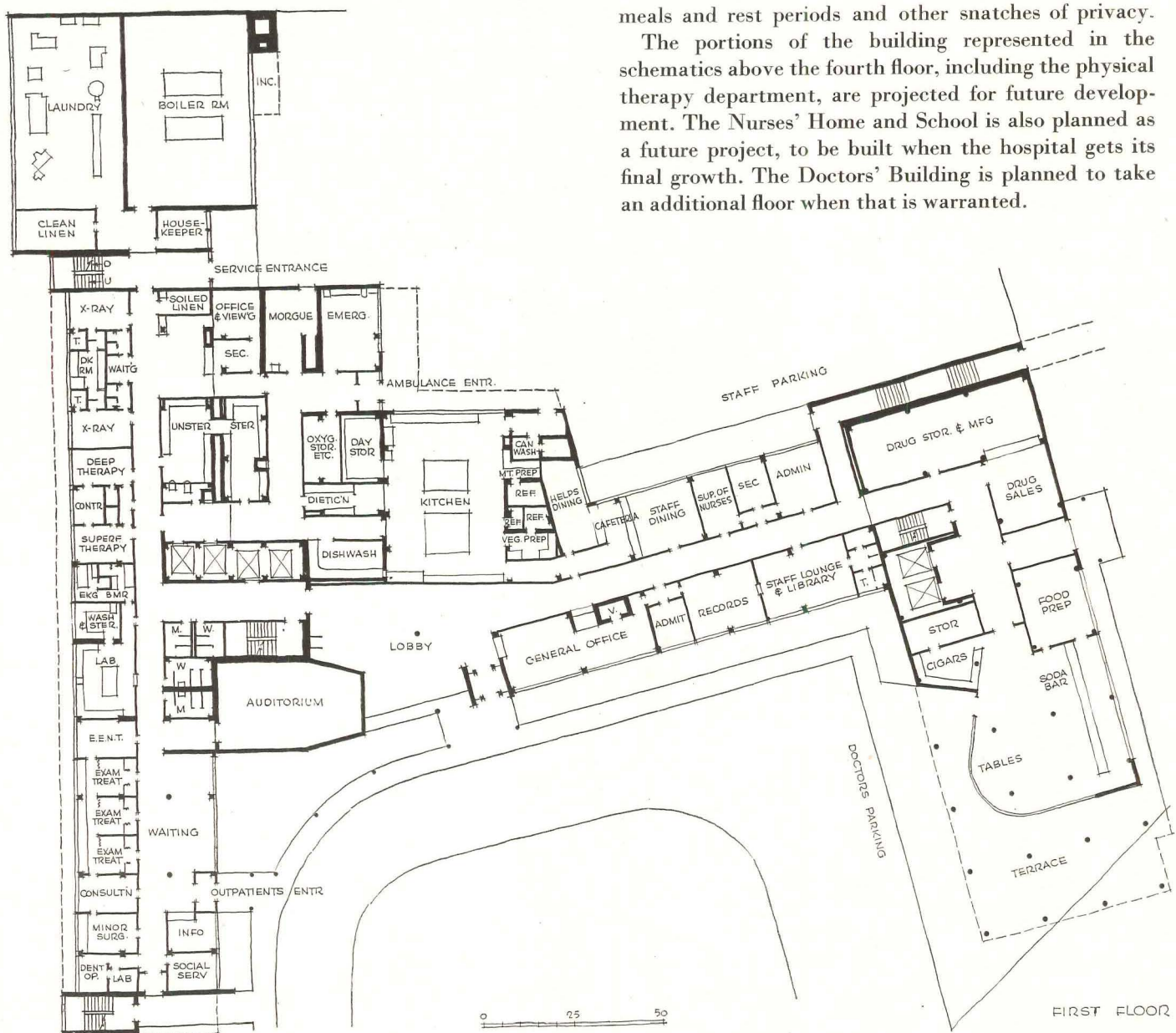
In general the various elements follow rather closely the suggestions of the Division of Hospital Facilities of the U. S. Public Health Service. The nursing units

have the offset corridor scheme, with nearly all bed rooms facing south, and utilities taking the narrow side and less desirable exposure. This arrangement also separates nursing rooms from the noisier activities — all entrances are at the other side of the building, the service entrance the farthest removed from the bed areas. It also blocks out the low east and west sun with the stair wells at the ends of the wings.

The first floor develops a one-story connection between main hospital and doctors' building as a very logical location for staff dining-rooms and lounge and hospital offices. Thus doctors and hospital personnel alike have a convenient, semi-isolated location for

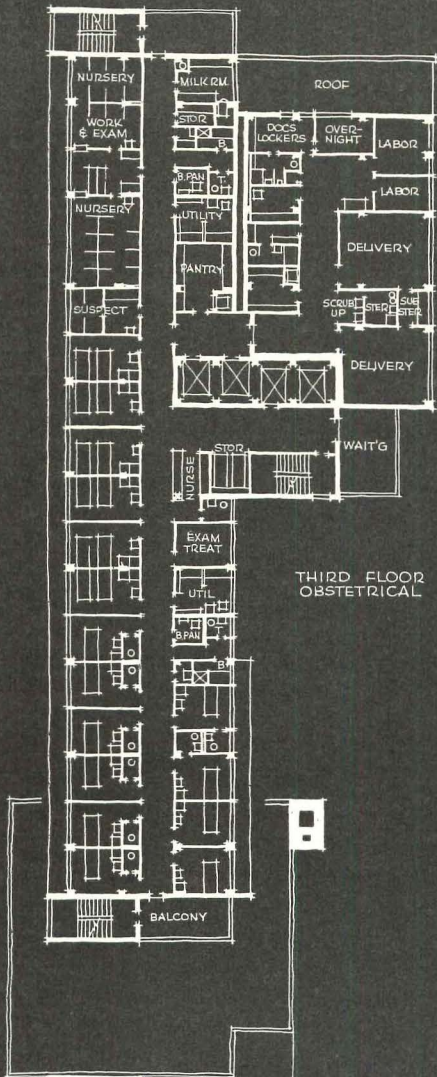


Hitchings Photos

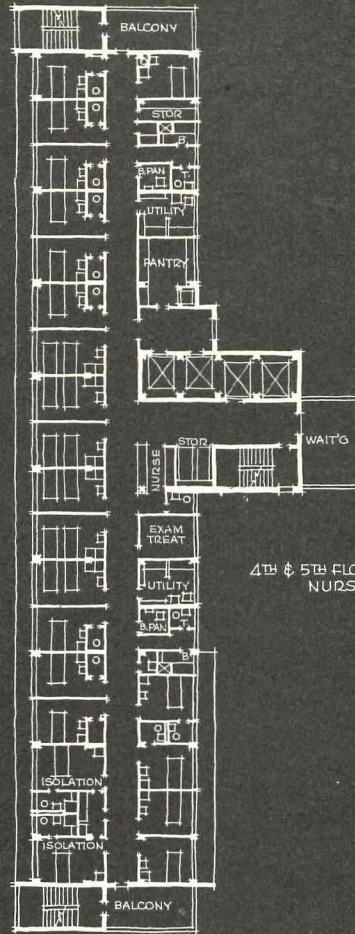


meals and rest periods and other snatches of privacy. The portions of the building represented in the schematics above the fourth floor, including the physical therapy department, are projected for future development. The Nurses' Home and School is also planned as a future project, to be built when the hospital gets its final growth. The Doctors' Building is planned to take an additional floor when that is warranted.

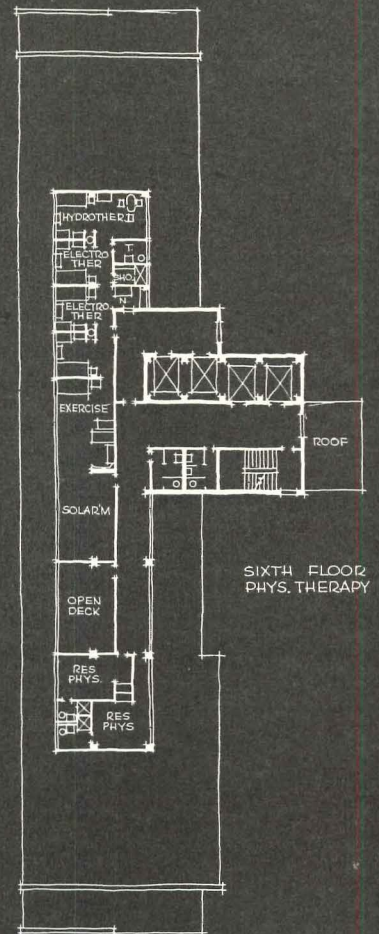
FIRST FLOOR



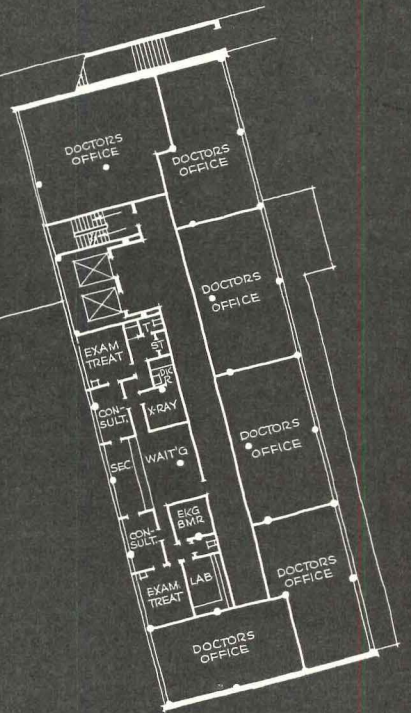
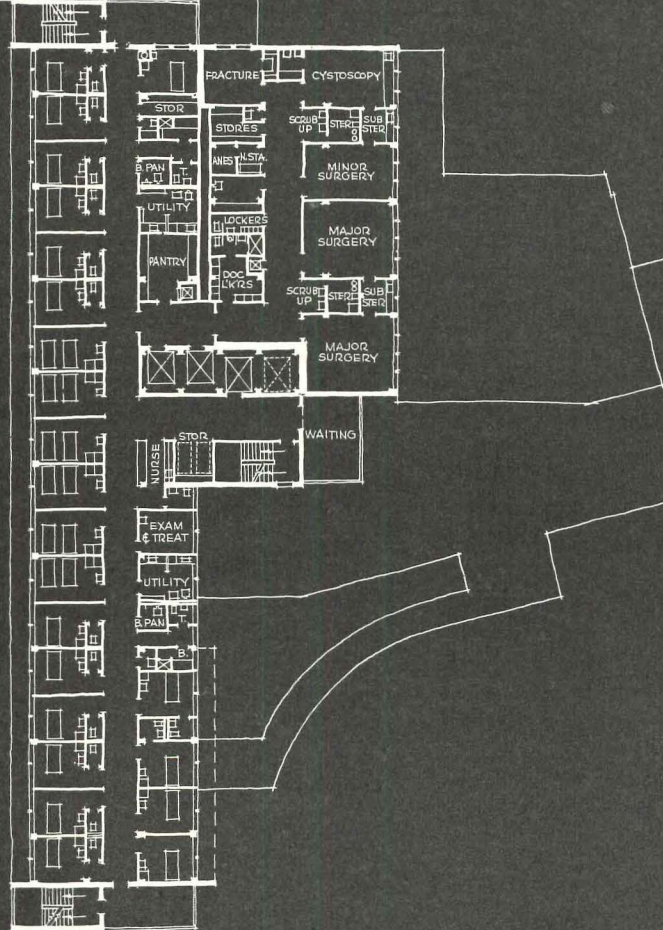
THIRD FLOOR
OBSTETRICAL



4TH & 5TH FLOORS
NURSING



SIXTH FLOOR
PHYS. THERAPY



SECOND FLOOR - SURGICAL

PSYCHIATRIC FACILITIES FOR THE GENERAL HOSPITAL

By Paul Haun, M.D., D.M.S. in Neurology

Assistant Professor of Psychiatry, Georgetown University Medical School

Brief extracts from a forthcoming book, "Psychiatric Sections in

General Hospitals," by the same author, to be published soon by ARCHITECTURAL RECORD

AN INCREASING awareness of the frequency and importance of psychiatric illness has grown out of the experiences of the recent war. Of the men and women called up for examination, the Selective Service found it necessary to reject 24 per cent because of psychiatric or neurological disability. The Army reports that 45 per cent of its medical discharges were for the same cause, and the Navy states that 32 per cent of its medical surveys fell within this category. An analysis of Veterans Administration statistics shows that over 51 per cent of beneficiaries under hospital treatment are receiving care for mental and emotional illnesses. Such an accumulation of evidence cannot be ignored. Dr. Parran of the United States Public Health Service places the incidence of psychiatric illness in the general population at 10 per cent, and the medical profession has long estimated that 60 per cent of the patients seen in private practice would unquestionably profit by careful psychiatric attention.

Public Health authorities and the psychiatric profession for many years have been aware of the need for earlier recognition, easier hospitalization and better treatment for these unfortunate individuals, but many factors have prevented the general application of this knowledge. Not least among such impediments has been public prejudice coupled with the familiar inertia common to all social progress.

It is unfortunately true that many "General Hospitals" although professing to give the community every service, have ignored the need for psychiatric facilities in their building programs and in their operational activities. Contemporary thought does not, of course, anticipate the elimination of exclusively psychiatric hospitals and sanatoria, peculiarly adapted as they are for the long-term care of those patients resistant to therapy who require a protected environment and protracted segregation from society. It does, however, recognize that the pressing medical needs of a large segment of the population are unmet in those communities which deny the psychiatric invalid care in any but a psychiatric institution and, in addition, withhold the benefits of appropriate help from the medical and surgical patient who must make good his recovery in a sterile atmosphere of scalpels and antiseptics.

The advantages of a truly General Hospital in which all specialties are integrated to the patients' benefit are many. Certain of them will bear reiteration:

1. *Obligation to the Community*

The hospital has an obligation to meet the complete health requirements of the community as fully as possible. It is indefensible to disregard the needs of an estimated 60 per cent of its clientele, to deny relatives and friends reasonable convenience in visiting their sick and to ignore its preventive duties in the field of mental hygiene. Psychiatrists cannot be expected to practice in a community which offers them no hospital facilities. Early recognition and appropriate treatment of psychiatric disorders can prevent many of them from becoming chronic and disabling, thus materially reducing the number of admissions to psychiatric hospitals.

2. *Improved Patient Care*

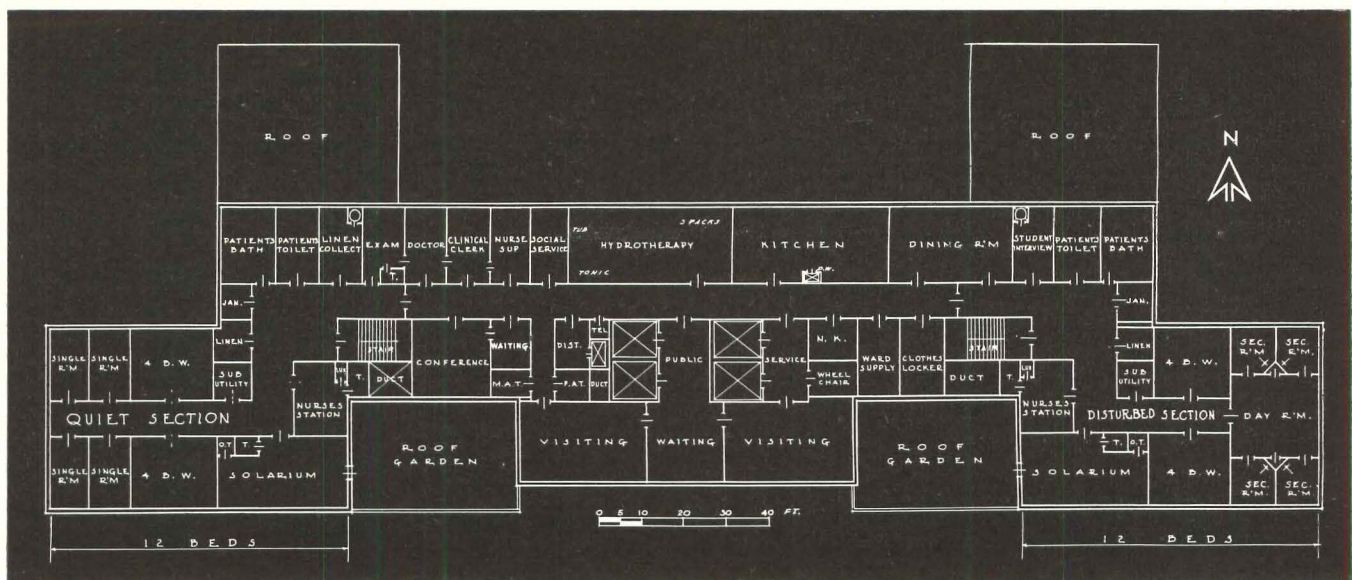
The medical and surgical patient will directly benefit, inasmuch as the recognition and elucidation of the emotional components accompanying every type of illness is best done by the psychiatrist working in close cooperation with the surgeon and the internist. Such a liaison, achieved to its fullest in the practice of psychosomatic medicine, raises the calibre of medical care available to all.

The psychiatric patient on the other hand benefits by the immediate availability of skilled surgeons and internists. Transfer of patients between services is facilitated, insuring the best possible treatment not only of the patient's primary disease but also of any concurrent disorder.

A superior grade of professional consultation is available to every patient, since all specialties will conduct active diagnostic and treatment wards.

3. *Elimination of Stigma and Improvement of Morale*

The creation of psychiatric, medical and surgical services in one hospital will remove much of the stigma attaching to the admission of a patient in need of psychiatric attention. While actually in the hospital, if his disorder be sufficiently mild, his contacts with patients



This plan for the psychiatric section of a veterans' hospital, one of several analyzed in detail in Dr. Haun's book, is rated as "excellent," and is given here as an example of the general planning requirements. Good points mentioned in this particular plan include: a good arrangement of patients' wards and single rooms, with private day room for secluded patients in the disturbed section; an exceptionally fortunate placing of nurse's station, giving supervision of patients' corridor, solarium and roof garden; good placing of both hydrotherapy room and

dining room so that they can be reached by patients from either section without interference from the other; good location for the doctor's office, affording privacy along with easy access to nursing unit. Dr. Haun points out that a central location for the male attendants' toilet is not desirable, as it takes the attendant out of the ward and may encourage soldiering. Patients' entrances to visiting rooms are not too good, neither are janitor's closet locations, or the linen chute in the interview room. In general the floor provides good security and privacy

suffering from more objective illnesses, quite unrelated to his own, may help him overcome an unwarranted sense of shame regarding his own incapacity. The optimism and cheerfulness shown on a well run minor surgery ward can, for instance, materially raise the morale of patients suffering from more chronic disorders.

4. Improved Professional Skills

Contacts between physicians in all services and specialties broadens the vision of each staff member and keeps alive his interest in professional advancement. Staff conferences, journal club meetings, clinical pathological seminars, general ward rounds, are all most effective in the setting of the General Hospital. The surgeon profits by the insight of the psychiatrist, and the psychiatrist by the concrete and tangible contributions of the surgeon. The now discredited dichotomy in the thinking of physicians as well as of the public that illness may be *either* physical *or* mental is hardly possible in such an environment. The modern medical viewpoint receives additional emphasis in its teaching that both aspects of illness are inter-related and inseparable.

5. Research

An advantage to be stressed, particularly in teaching hospitals, is the favorable setting afforded to research. With the concentration of many professional talents in one institution, and the availability of diverse scientific

skills ordinarily lacking in the specialized hospital, highly promising research projects can be launched with considerable optimism.

6. Economy of Operation

In contrast to a group of specialty hospitals, one general hospital can be more economically operated, since administrative, technical and laboratory staffs need not be duplicated. Such staffs, by virtue of their increased size and the broader skills of their personnel, can provide a higher calibre of service to the patient at less cost per capita. Utilization of the same equipment by many medical departments affords an additional economy. For example, the extensive physical therapy facilities necessary on a well run orthopedic service can be profitably used by patients on all other hospital services.

There is today no question of the need for corrective measures to meet the problems of mental illness. There is no doubt that pressures from expert opinion and an enlightened society will be increasingly felt in the direction of easier hospitalization, more intensive therapy and improved physical facilities. The effect of the nationwide Veterans Administration program on this trend is already profound. There is good reason to hope that the time is not far distant when psychiatric units will be included in General Hospitals as a matter of course and omitted only after careful deliberation and under the weight of compelling medical considerations.

Guatemala, C. A.

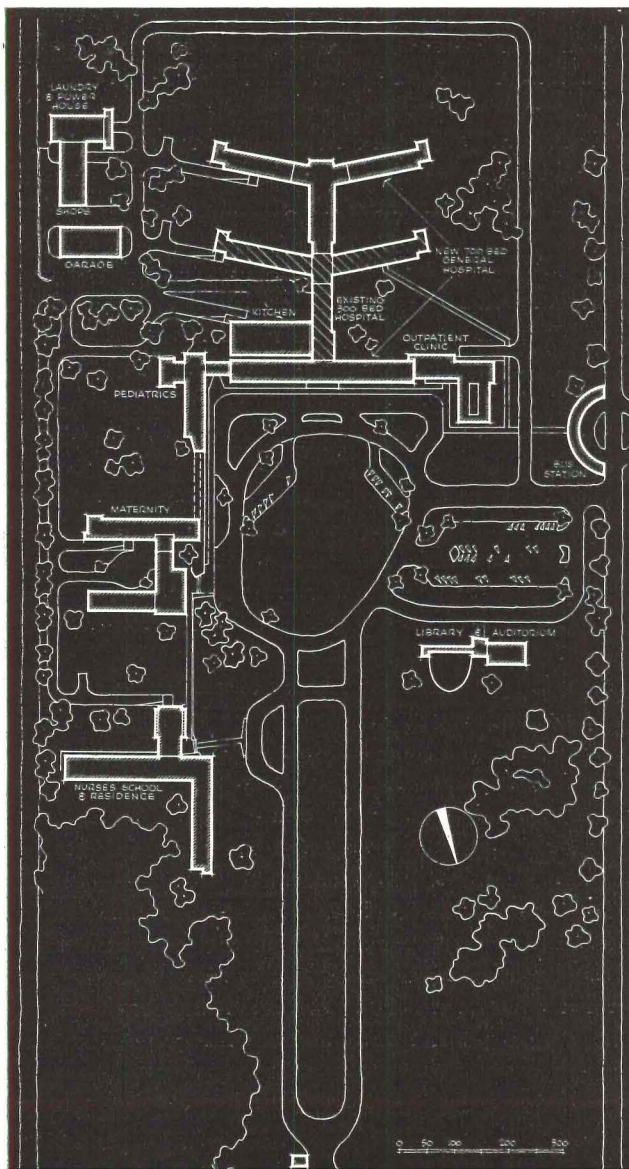
ROOSEVELT MEDICAL CENTER

Samuel T. Drew
Director of IIAA in Guatemala

Roberto Irigoyen, Associate Architect
William H. Brownard, Associate Architect
Carlos Asensio W., Associate Architect
Hartwell M. Webb, Associate Architect
Joaquin Olivares, Associate Architect
Warren Viessman, Mechanical-Electrical Engineer
George Dale, Mechanical-Electrical Engineer
Terence Egan-Wyer, Assoc. Mech.-Elec.-Engineer

Edmund J. Whiting
Architect-in-Charge

Henry W. Kolbe, M.D. Hospital Consultant
Harry E. Brown, Hospital Consultant
John T. Howell, Structural Engineer
James F. Goodwin, Structural Engineer
Harold G. Conger, Structural Engineer
Ricardo Torres G., Assoc. Structural Engineer
Alston G. Guttersen, Architect of
300-Bed Hospital



In these expensive times when architects in this country are concerned with the rising hospital costs, of \$12,000 to \$18,000 per bed, it is of considerable interest that this Medical Center, now under construction in Guatemala City, is costing less than \$5000 per bed, fully equipped. The centralization of administration and control, basic services, and adjunct diagnostic and therapeutic facilities, has been the principal consideration governing design. This centralization of facilities and services, properly coordinated in relation to each other and to the nursing units, results in economy of construction, economy of maintenance, and efficiency in patient care. Centralization is particularly necessary in the Roosevelt Medical Center, as trained administrators and technicians are available in Guatemala only in limited numbers and must be utilized to their utmost capacity.

Planned and constructed under the supervision of U. S. hospital experts of the Institute of Inter-American Affairs, and financed by the governments of both Guatemala and the United States, this hospital will provide the nucleus of lifelong medical care for the people of Guatemala. Of equal importance, as the new medical school is planned in close conjunction with the Center, medical students will have available modern therapeutic and diagnostic facilities for research work and observation under the direction of hospital specialists. Following a program established by Guatemalan technicians the Medical Center consists of an acute general hospital of 700 beds, and separate units of 150 beds for pediatrics and 150 beds for maternity. No contagious disease cases will be permitted in the Hospital, nor will chronic cases, T.B., psychiatric or convalescent cases be included in the 1000 beds. When



funds are available, however, it is considered probable that additional hospitals will be built on land immediately to the south of the present buildings.

The central unit of the group is the 700-bed acute general hospital, which includes the administration and control, adjunct facilities, and basic services of the Medical Center. This large unit has been developed of necessity along horizontal rather than vertical lines to make use of the three-story and basement concrete shell of an unfinished 300-bed hospital. Horizontal development also was indicated because of the extremely severe earthquakes which have repeatedly devastated Guatemala in the past. The cost of earthquake resisting reinforced concrete design increases greatly as forces grow in proportion to building height.

Orientation of patients' rooms in the existing unfinished 300-bed hospital was principally to the south south-west. Although orientation in the latitude and cool even climate of 5000-ft.-high Guatemala does not have the significance that it has in the United States, the southern orientation of the original building was accepted as satisfactory. The majority of the patients' rooms in the Medical Center face the south south-west.

Pediatrics and Maternity are not separate hospitals, but are separate units of a closely-knit group. Thus the maternity unit is protected against infection from the other units of the hospital by the elimination of interchange of personnel and supplies. The pediatrics unit, a possible source of infection, is also separated by physical barriers. As both pediatrics and maternity are separate sections and not tied down by predetermined form, the space relationships between the functions and services in each unit have been first logically

organized and then developed into the most efficient possible combination. Pediatrics connects directly to the administration and adjunct service section of the general hospital. The maternity unit is connected to pediatrics and the general hospital by tunnel.

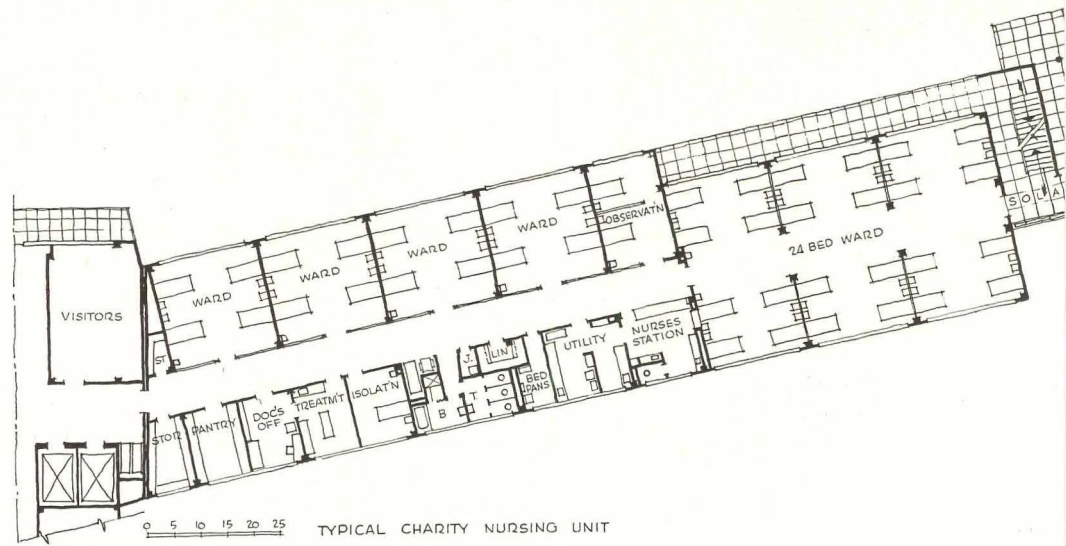
The laundry, service building and garage form a separate unit to the east of the general hospital. The laundry collects and distributes linen in small trucks, which have access, by means of ramps, to basement service entrances in each of the main hospital units. Service roads of the Medical Center have been isolated as far as possible from patient areas and concentrated in one section of the grounds.

The plot plan emphasizes the stress placed on educational facilities. The future Medical School, to the west, is outside the hospital grounds, but forms an integral part of the over-all plan. The Nursing School and Residence, to the north, is connected to the hospital by walk and tunnel, but is separated from immediate proximity to patient areas and has convenient access to the main highway. Between the Medical School and the Nurses' School is a research library and auditorium. The traffic circle furnishes one-way access for doctors, patients, visitors and students from both the Pan American Highway and the Medical School to the various units of the Medical Center. A bus station has been located on the side street to give close pedestrian access to the out-patient department and to the general hospital entrance, as well as convenient access to the hospital employees' entrance.

The 700-bed acute general hospital contains the administrative center, the diagnostic and therapeutic adjunct facilities and most of the basic services of the

GENERAL HOSPITAL

Charity wards of 40 beds are planned for economic, efficient service. Utility rooms open directly from centrally located nursing station to facilitate supervision of nurses' activities. Bedpan services are in separate outside ventilated room. Dishwashing is done in centrally located rooms (two per floor) outside ward areas



TYPICAL CHARITY NURSING UNIT

Medical Center group. These centralized facilities have been planned as efficient units, properly coordinated to each other and to patients' wards. Basic services include the kitchen and its related elements, doctors' and employees' dining rooms, employees' service facilities, admission department, emergency section, operating and sterilization departments, manufacturing and dispensing pharmacy, morgue and autopsy services, and storerooms. The Medical Center out-patient department is also centralized in the General Hospital.

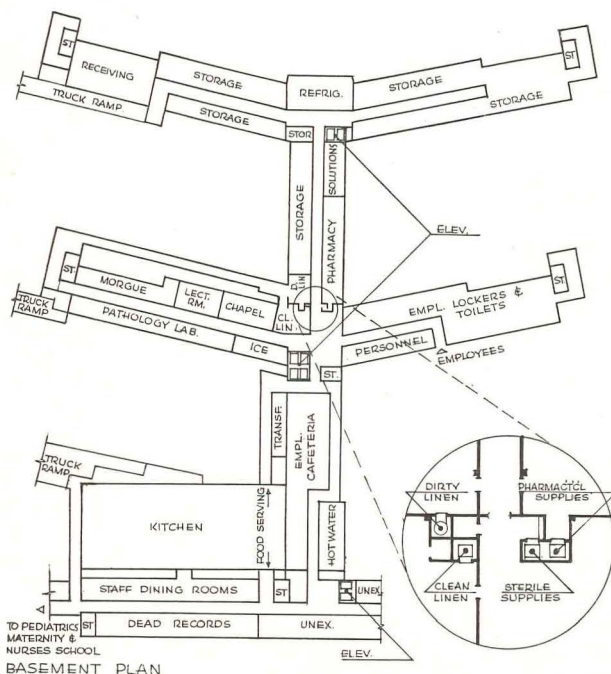
In studying the facilities provided for each department, it must be borne in mind that the actual solution in every case has been based on such local factors as available money for construction and equipment, available budget for maintenance and personnel, available doctors, technicians and trained employees to use facilities and equipment.

The control point of the 700-bed unit, opposite the main entrance, is so placed that it supervises access to the administration department, the admission section and the nursing units of the hospital, as well as the en-

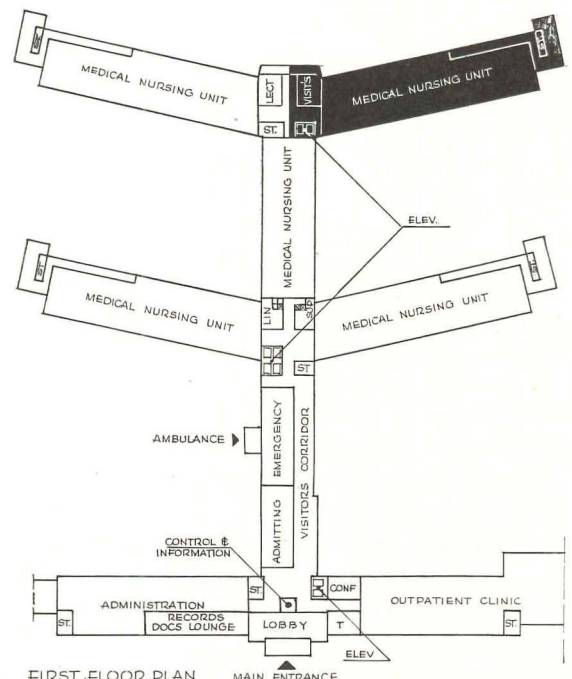
trance of patients from the O.P.D. who need hospitalization.

The emergency department with ambulance entrance is located adjacent to the admission unit. This relationship is desirable in a large hospital since many emergency cases are hospitalized and must go through routine admitting procedures.

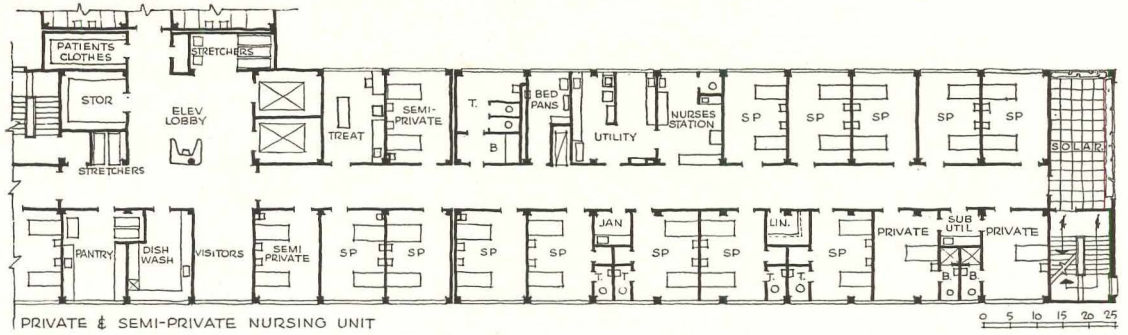
Although the building was developed of necessity along horizontal lines, a central vertical service and supply core is a feature of the plan. The central pharmacy and solution department, the linen supply (both in the basement) and sterile storage on the fourth floor, dispense supplies by means of their respective automatic dumbwaiters to all floors of the hospital. The soiled linen chute, isolated from but adjacent to clean linen supply, facilitates careful control of inventory, as soiled linen room is conveniently near clean linen storage in the basement. The four centrally located elevators take care of patient, visitor, and service vertical circulation. The two rear elevators are principally for surgical traffic; the two elevators off the entrance lobby are prin-



BASEMENT PLAN



FIRST FLOOR PLAN

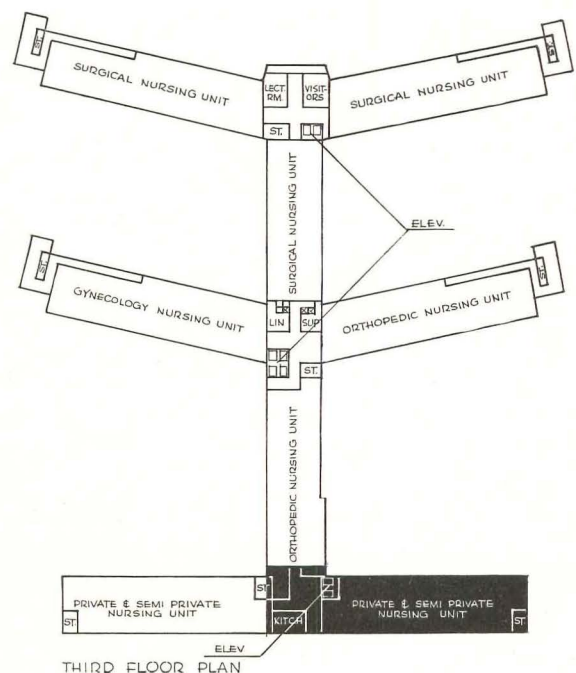
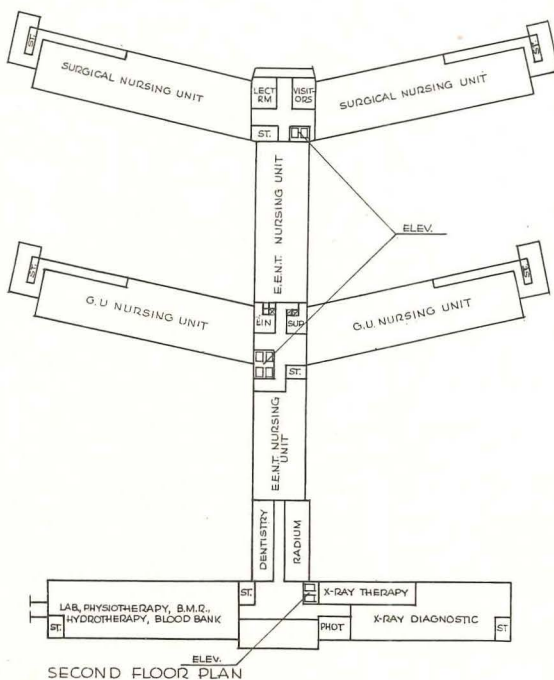
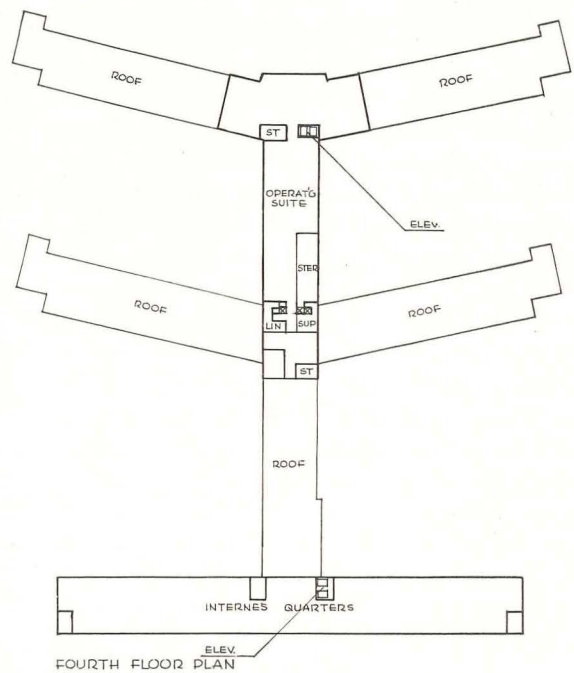


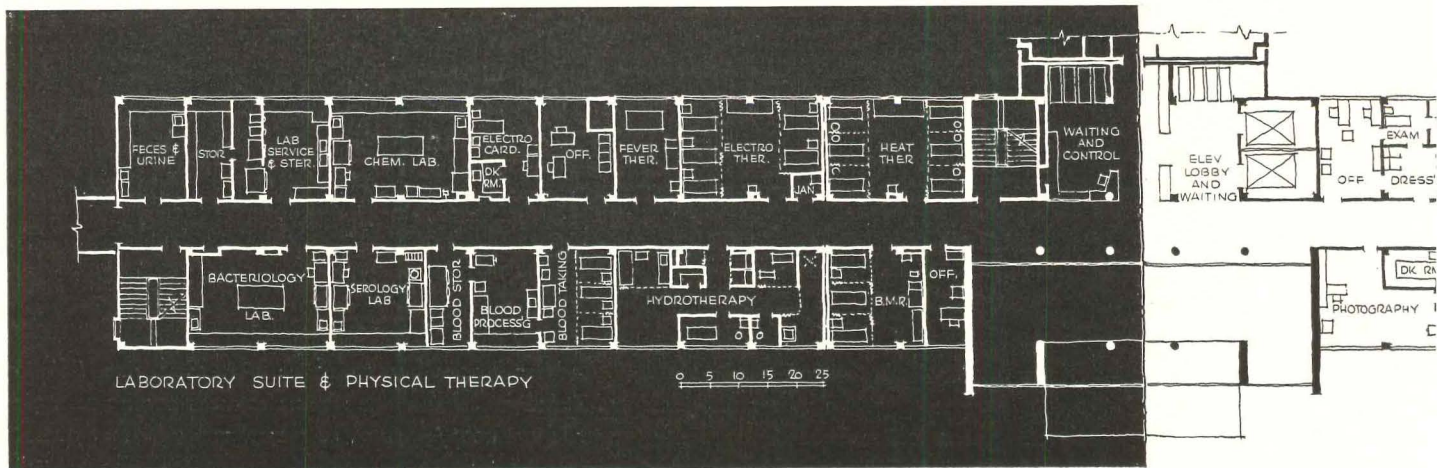
Private and semi-private nursing units of 26-30 beds have same nursing station utility room plan. Isolation rooms with sub-utility have been provided. Ward kitchen and dishwashing rooms between nursing units give double service. Patients' clothes, as in charity wards, are kept in lockers in special rooms for that purpose

cipally for private and semi-private wards and interns.

In the basement, centrally located with relation to the area it serves, are the kitchen and food service facilities for the whole Medical Center group. The ample kitchen with 22 ft. square column spacing is a separate building of saw-tooth roof construction. Air from the kitchen is mechanically expelled from the top of the administration building. Electrically heated food trucks deliver meals to wards in all units of the Center by means of service tunnels and elevators.

The structure of the General Hospital and all units of the Medical Center is of earthquake resisting architectural concrete. For earthquake resistance emphasis has been placed on membrane walls running transversely across buildings. Allowances for earthquake thrusts have been made in foundation design. Building groups have been divided into separate rectangular units with four inches separation between. Thus each unit during earthquakes can oscillate in the period prescribed by its directional relationship and resistance to seismic waves without damaging its neighbor.





Patient admission to the X-ray and adjunct service facilities is controlled by two waiting rooms. One, for out-patients, is at the head of the stair from the O.P.D. section and is divided into first and second class according to local custom. The other, for in-patients, is in the lobby at the point where the hospital connects with adjunct service station.

The principal Medical Center laboratories with the exception of pathology (in the necropsy unit) are located in this department. Separate small laboratories which operate on twenty-four hour service for routine analyses have been spotted on each floor in the rear central section of the General Hospital, in convenient relation to nursing units, and also in O.P.D., pediatrics and maternity units.

Electro-therapy, heat-therapy, hydro-therapy, cardio-therapy and basal metabolism facilities have been provided, as well as space for blood taking, processing and storage.

Pediatrics also has direct access to adjunct services.

X-ray unit is divided into diagnostic and therapeutic sections. Diagnostic facilities include two radiographic rooms (located either side of dark room, as local technicians preferred loading cassettes in dark room rather than control booths), a cystoscopic room, combination orthopedic and fluoroscopic room. Diagnostic rooms have dressing booths, toilet facilities, barium sinks between each pair.

Therapeutic section contains 140, 250, 400 KV equipment with necessary adjunct facilities.

A photography room with separate dark room has been included adjacent to the X-ray unit.

The Outpatient Department, located near public bus station, extends into the administration building to achieve close relationship with General Hospital admitting section to which many O.P.D. patients will be sent. This department is also connected by central stair to X-ray and adjunct facilities and is adjacent to social welfare section.

Combination control and cashier's desk faces entrance. New patients receive treatment form and pass directly ahead to history booths where rapid diagnosis

and ability to pay are established. If diagnosis is not clear patient is directed to adjacent doctor's office for short physical exam. (Complete physicals are given in medical clinics.) Contagious disease cases are isolated immediately and dismissed at special exit. On leaving history and exam department, new patient passes cashier's desk, pays fees and proceeds to designated clinic. Patients already under treatment report to control desk, pay fees, and proceed directly to clinics.

In addition to the main waiting room, each clinic has its own waiting room across the corridor. This area in the north wing has raised ceiling for ventilation. Dental clinic includes small laboratory; surgical clinic has minor operating room with adjacent recuperation alcoves. V.D. clinic has separate examination and treatment sections. T.B. section is well isolated within the clinic area.

A dispensing pharmacy is located off the main entrance. A classroom for student demonstration has been provided.

Local technicians considered air conditioning costly and impractical (no maintenance service available) for the operating rooms and central sterilization units. These sections were therefore located in the relatively pure air of the fourth floor. Mechanical extractors of explosive gases, however, have been placed over sub-sterilization area between each pair of operating rooms.

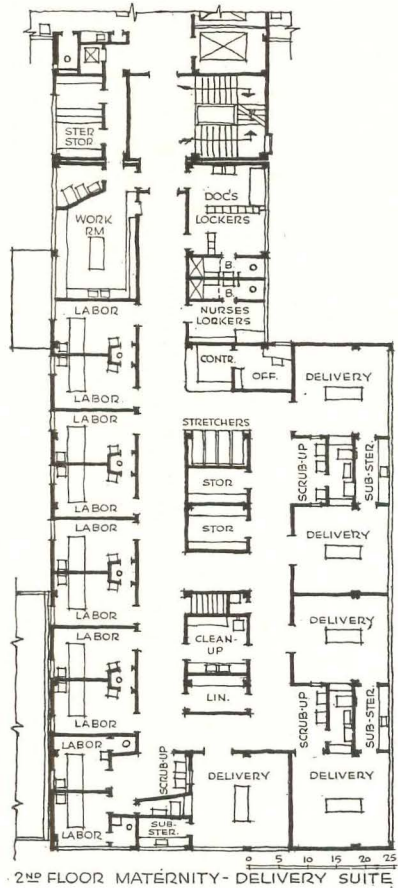
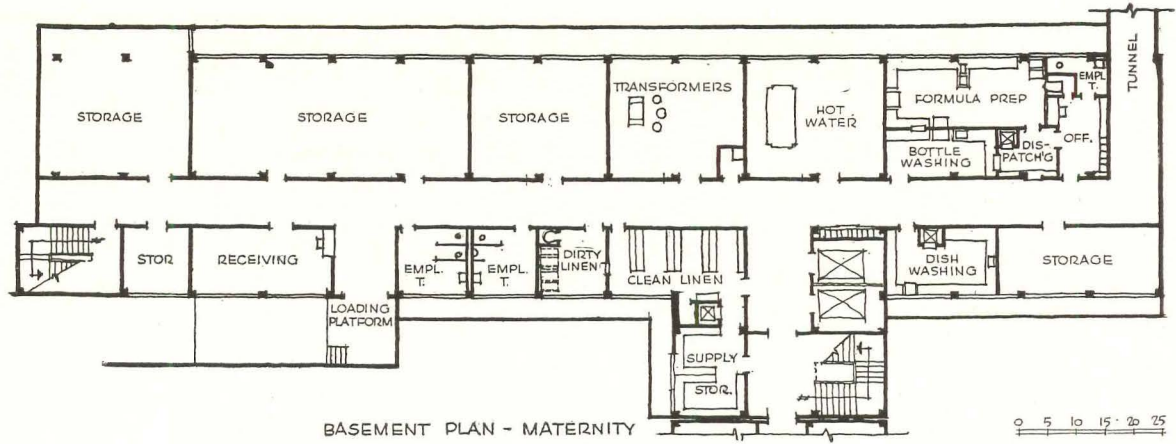
Elevators from surgical wards open to foyer which has direct access to: operating rooms; doctors' and nurses' locker rooms; central sterilization and supply; stair to students' observation gallery, which is formed by dropping slab over operating room corridors.

The operating suite is divided into two operation areas: six major operating rooms at the south end and three minor operating rooms, including fracture room, at the north end. The nursing supervisor's office is directly opposite the foyer entrance to the suite.

Central sterilization is a straight-line process. Unsterile materials are prepared, sterilized, placed in sterile storage, which serves both operating suite and rest of Medical Center with exception of maternity unit.

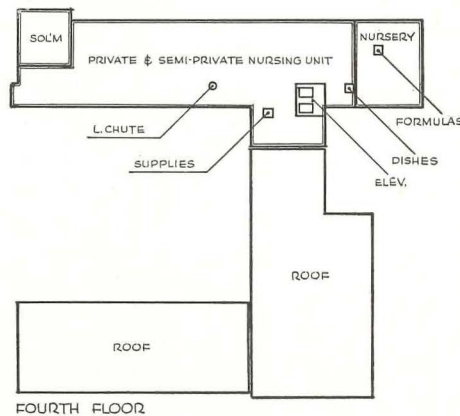
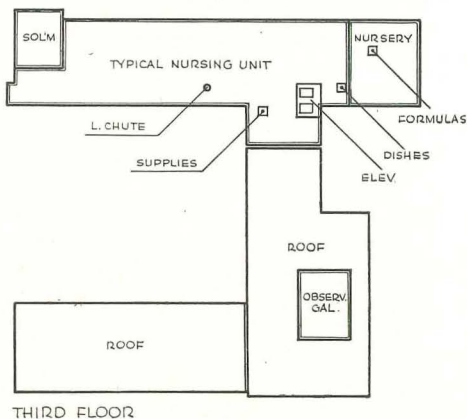
The central vertical service core serves operating sec-

Basement plan shows relationship of formula room, clean linen and supply, soiled linen, dish-washing and store rooms to vertical service elements. Employees' sanitary facilities are provided. Employees' entrance, control, and locker rooms, however, are in the General Hospital



imposed; charity wards on the first three floors have 35 beds each; the private and semi-private nursing unit on the fourth floor has 22-25 beds. Nurseries are at the west end of each ward. "Clean" delivery section is on second floor over lobby and admission departments. Because of the ever-present infection danger precautions were taken in planning to isolate both mothers and infants of different categories and to control the traffic of patients, staff and visitors throughout the unit. There is a completely separated septic ward of 20 beds on the first floor. Total capacity of unit, 150 beds.

The admission department, with direct access from both the main entrance and ambulance entrance, has been equipped (as in the General Hospital and Pediatrics unit) to take care of not only registration but also complete physical examinations, as it is anticipated that the majority of patients will come to the hospital without previous medical consultation. Showers and toilets have been provided for patients who need those facilities before entering hospital. Septic cases will be sent directly to the septic ward near the admission section.



The isolated septic nursing unit of 20 beds has complete nursing service facilities, delivery suite, and nurseries, separate food and dishwashing service.

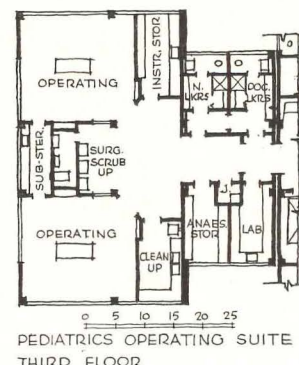
Nursing stations of the four "clean" wards, located adjacent to elevator lobbies for control, have the same close relationships with utility services as in the General Hospital. Nursing services are also coordinated to the vertical service core. Soiled linen chute opens on all floors from "dirty" utility room. Clean linen and supply dumbwaiter opens from alcove off nursing station, thus making connection with sterile storage on second floor. Wards have treatment and preparation room, two observation rooms with toilets. Food service comes from main kitchen in heated carts; trays are set up in ward kitchens; dishwashing is in basement.

In planning nurseries the now popular decentralized layout with bassinets adjacent to mothers' rooms was considered. This system was discarded because proper supervision by the few expert nurses available would have been more difficult and equipment needs would have increased. In contrast, nurseries have been laid out around one central work and control room. Formulas, prepared in the basement, are delivered by dumbwaiter. Infants are bathed and cared for in special individual bassinets. A doctors' examination room has been provided in each nursery area. Two separate nurseries for suspect cases and isolation cases have been provided. Premature nursery is on second floor convenient to delivery suite.

The delivery suite (page 137) for the "clean" nursing units is located on the second floor over the entrance lobby and admitting section. A separate central sterilization service has been provided to safeguard against cross infection. The adjacent dumbwaiter thus supplies sterile set-ups to the nursing units from sterile storage, and also services the delivery suite with pharmaceuticals, clean linen, solutions and other necessities from basement supply rooms.

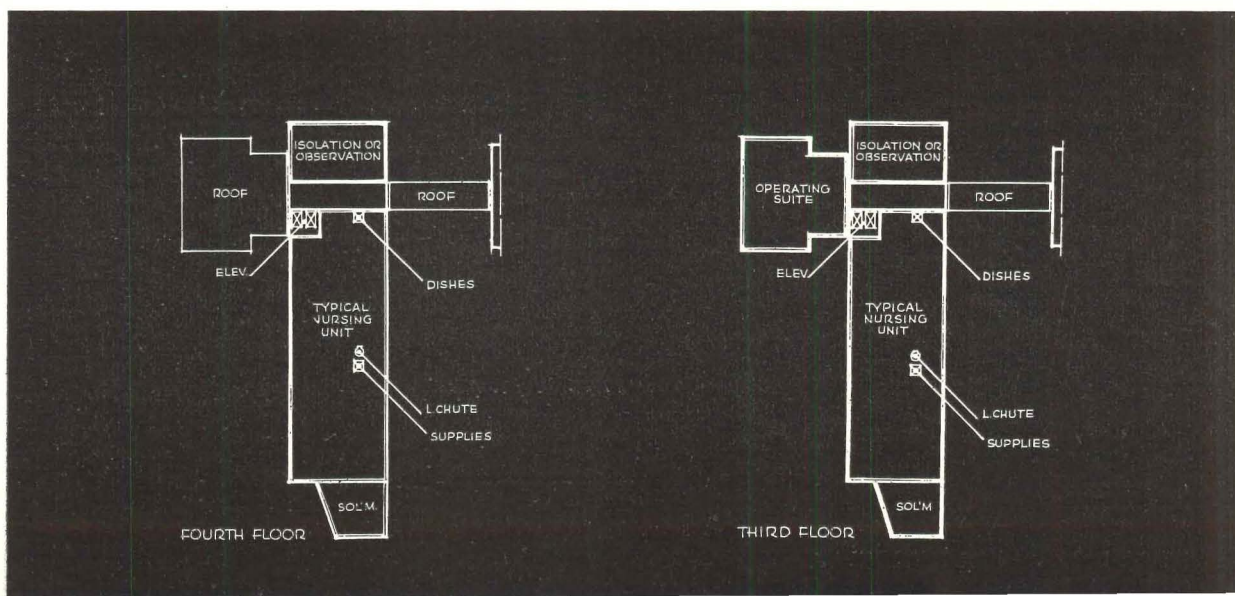
The double corridor scheme has been used in planning this section. There are ten labor rooms on one side of the unit and five delivery rooms on the opposite side. Service rooms for instruments, clean-up, anesthesia,

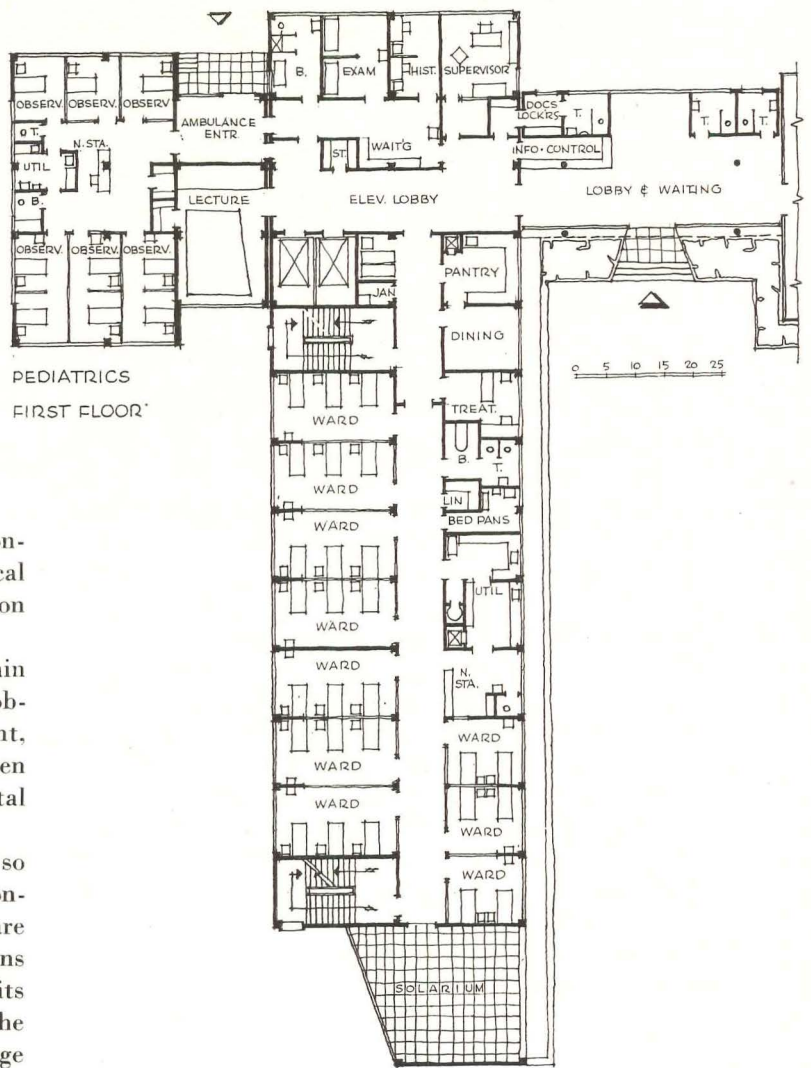
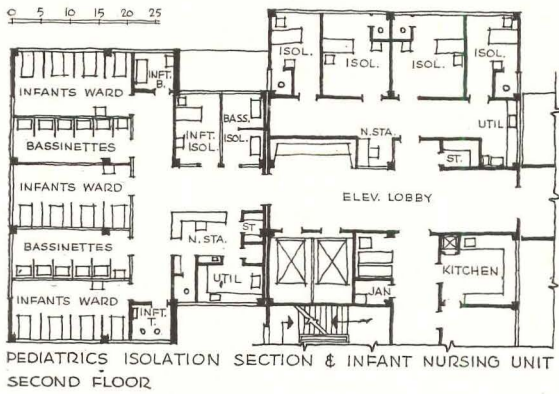
PEDIATRICS



linen and supplies, and stretchers are in between. A counter and office for the nursing supervisor controls the entrance to the suite. Doctors' lounge, lockers, and sanitary facilities are entered from outside the delivery section as well as from inside. Nurses' facilities are also conveniently located. Mechanical extractors of explosive gases have been placed over sub-sterilization area between each pair of delivery rooms. Two of the delivery rooms are completely equipped for operations. A students' gallery, reached by centrally located stair, has been planned for observation into these two rooms.

THE PEDIATRICS UNIT has been isolated from the other units of the Medical Center partly because of the generally infectious nature of children's diseases and partly because, as a separate unit like Maternity, it could be more successfully and efficiently planned. The architectural form has followed the functional layout. Flexibility of arrangement whereby suspect cases can be immediately isolated on all wards has been stressed. The unit is composed of four main wards, vertically superimposed, of 27 children each. There is a small ward off the admitting section for observation, and on the second, third and fourth floors separate wards for suspect cases. An infants' section of 25 beds has been included, and there is a small operating suite. Total normal

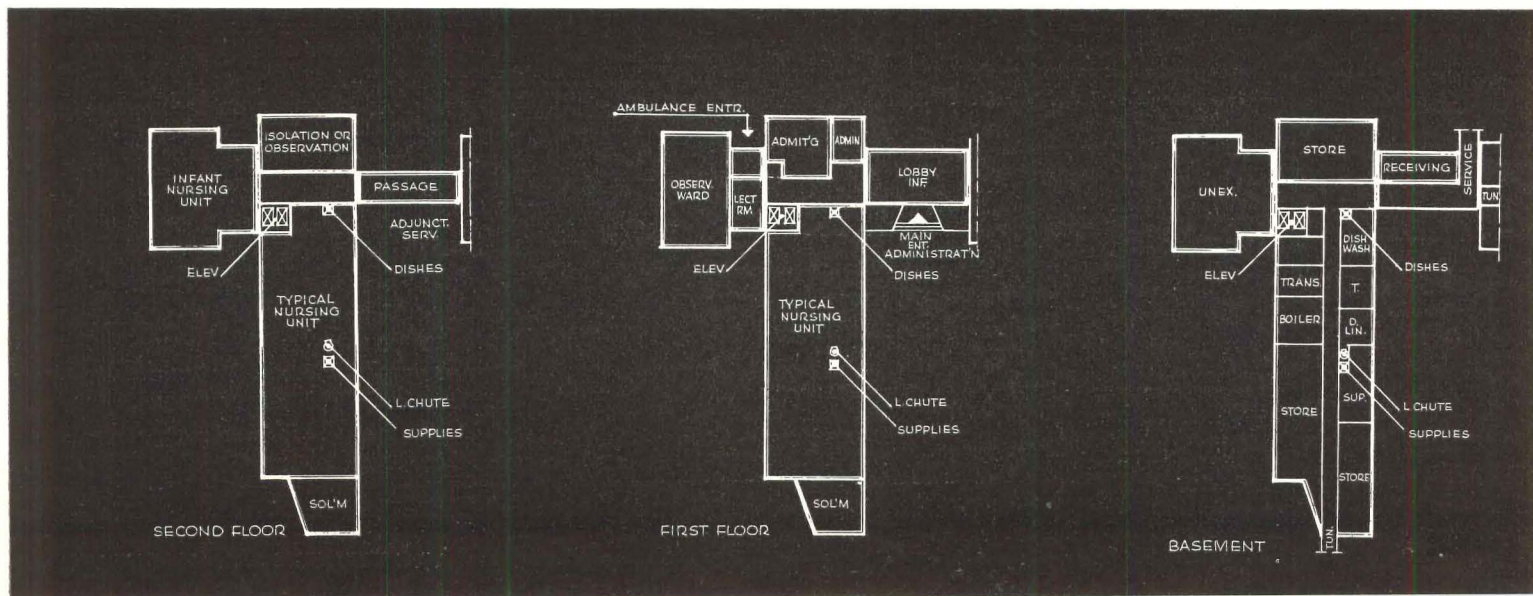




capacity of the unit: 150 beds. Pediatrics is closely connected at basement level to the centralized medical center services; on the first floor to Administration; on the second floor to the adjunct services.

The admission department, adjacent to both main and ambulance entrances and convenient to the observation ward where suspect contagious cases are sent, has facilities for examinations and bathing. Children who develop contagious diseases are taken from hospital by ambulance.

The easy and convenient supervision of wards, so necessary in pediatric care, has been the prime consideration in nursing unit planning. Glass partitions are used in corridors and between rooms; nursing stations and utility services are located in exact center of units and in efficient relation to vertical service. Most of the children are placed in cubicles in 3-bed rooms. The large day room with safety glass balconies faces east and west for maximum sun in Guatemala's latitude. Ward food service is similar to maternity unit except for small dining room for ambulant children next to ward kitchen. Treatment room is situated just off ward so that complaining cases will not upset other children. Patients' clothes, as in other units of the Medical Center, after being washed are returned to special rooms on wards, given to patients when ready to leave the hospital.



HEAT PUMP UNDERGOING TESTS IN FIVE HOUSES

Research Program of the American Gas and Electric Service Corp., New York

Philip Sporn, President; E. R. Ambrose, Air Conditioning Engineer

A GREAT DEAL of design, operating and performance data has been obtained and made available on custom-built heat pump systems in commercial and office buildings. This information has greatly assisted the architect and engineer in the design, equipment selection and installation of heat pumps for similar structures. Unfortunately, very little reliable and useful data of this na-

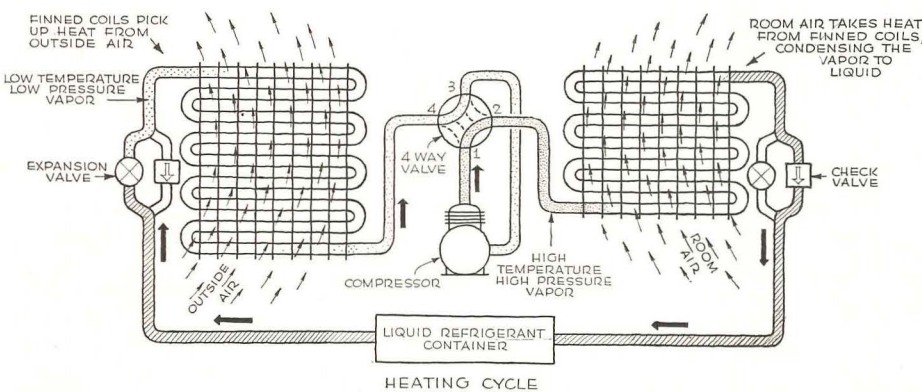
ture is available on the residential heat pump.

In order to get a better understanding of the various factors facing the residential heat pump, the American Gas and Electric Co. and its subsidiary companies, in cooperation with home owners, their architects and the York Corporation, have undertaken an extensive field test program on five pilot model resi-

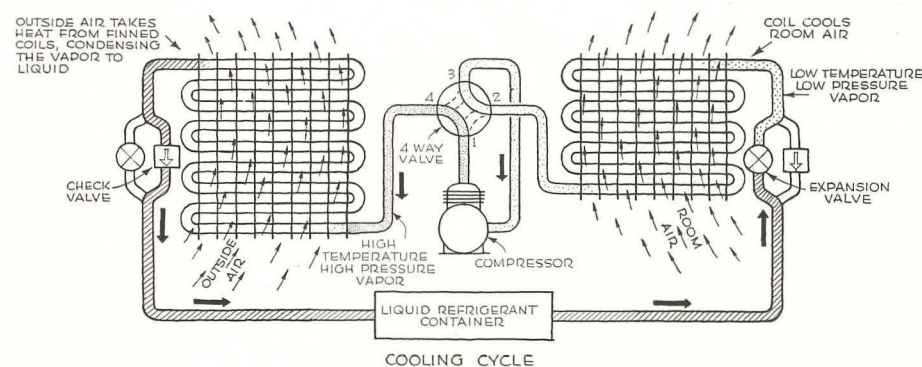
dential heat pump systems. The trial installations were located in Kingsport, Tennessee; Abingdon, Virginia; Roanoke, Virginia; Coshocton, Ohio; and South Bend, Indiana in order to obtain maximum variation in the design requirements and to test thoroughly the units under radically different climatic conditions.

Tests were started in the fall of 1948 and will be continued until sufficient data has been taken to give an accurate picture of year 'round operation.

Before the five test houses are described, a discussion of the ten topmost questions asked by architects and engineers about the heat pump will be injected at this point to serve as a review of the basic principles of heat pump operation. This discussion will also include the reasons for the use of various heat sources, the possible variations in the distribution systems, some of the design requirements for defrosting, and the sort of information desired from the tests.




How the heat pump works, using outside air as a heat source in winter (above) and to remove heat in summer (below)



Questions on Heat Pump


Some of the answers to the questions that follow have long been known, others have just recently been or are now in the process of being solved, while others must wait for further investigation and study. The ten questions are:

1. How does a heat pump operate?
2. What are the inherent advantages of a heat pump over the more conventional heating and cooling systems?
3. How is the selection of a practical heat source influenced by prevailing climatic conditions?
4. Where can the heat pump be located in the residence?



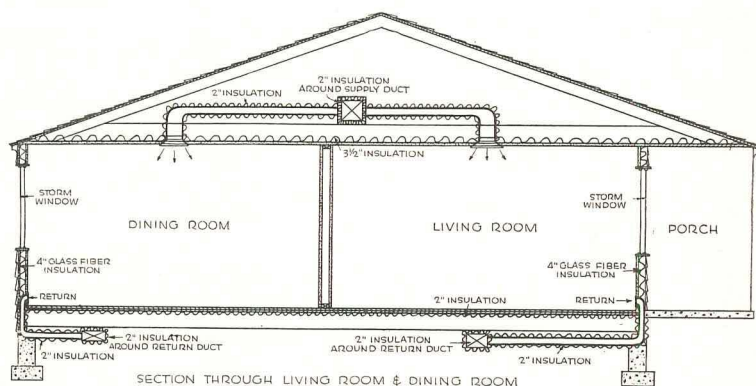
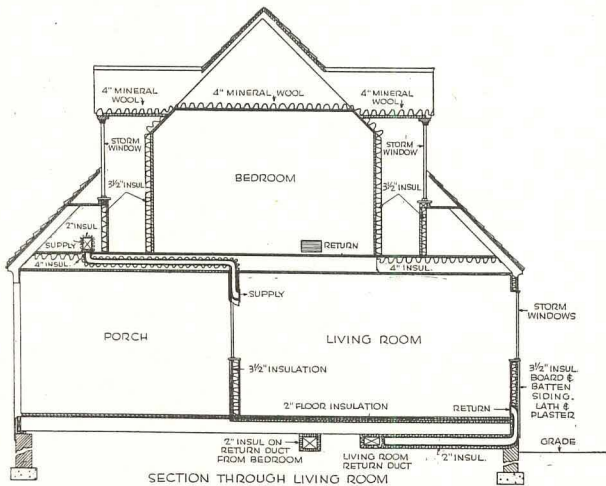
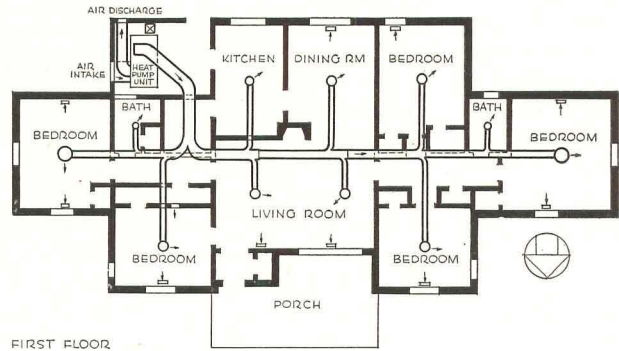
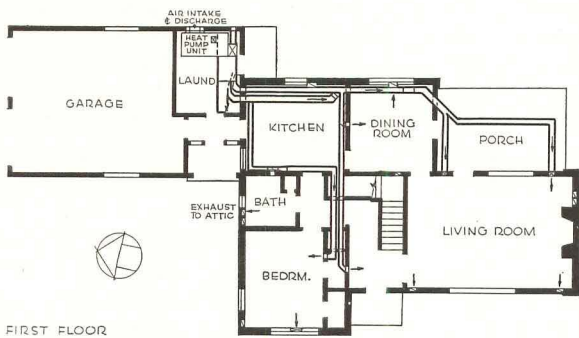
Kingsport, Tenn.

Allen N. Dryden, Architect



Abingdon, Va.

Virgil Odum, General Contractor



5. What are the design requirements for a satisfactory distribution system to and from the conditioned space?

6. Is frosting of the outdoor coil a problem when using air as the heat source?

7. Does the use of insulation and double windows materially improve the economic consideration for a heat pump system?

8. Is the installation and operating cost of a heat pump in a favorable position when compared with a conventional heating and cooling system?

9. What are the electric load characteristics of the residential heat pump

and how do they fit in with those of other electric appliances in the home?

10. Are acceptable and satisfactory residential heat pump units available on the market?

Question 1. The heat pump is essentially a device which can extract heat from a low temperature source during

the winter and make it available at a higher, useful temperature for space heating.

In the summer, the refrigerant is used to cool the rooms, with the heat absorbed by the system being rejected to an outside medium.

The main parts of the heat pump system as shown on page 140 are the refrigerant and its container, a compressor and motor to drive it, expansion and check valves, four-way valve, and heat transfer coils which will be called outside air coil and room air coil for clarity.

In the following description, air has been used as the heat source and as the distributing medium to the conditioned space. Of course water or the ground can be used for the heat source and water for the distributing medium.

During the heating cycle, the liquid refrigerant in passing through an expansion valve into the outside air coil becomes cold, low pressure gas. Thus it extracts heat from outside air drawn over the coil and flows through the compressor, after which it is hot, high pressure gas. It then flows into the room air coil, where it condenses from a gas to a liquid, giving up its heat to the air drawn over the coil from the space to be heated.

During the cooling cycle, the liquid refrigerant expands to a cold, low pressure gas in the room air coil, cooling the air drawn over it. The gas is compressed

and then flows into the outside air coil where it gives up heat to the air passing over the coil and is condensed to liquid.

The term coefficient of performance is commonly used to designate the efficiency of a heat pump system during the heating cycle. It is defined as the total useful heating effect produced divided by the heat equivalent of the work input:

$$\text{Coefficient of performance (cp)} = \frac{\text{Total useful heating effect produced (BTU/hr)}}{\text{Total watts input} \times 3.413}$$

The average coefficient of performance of a well-designed, present-day heat pump system will vary between 2.5 and 4.5 depending on the design, type, kind of equipment used, and on the operating conditions.

Question 2. The heat pump offers tremendous possibilities in the residential heating and cooling field because of the inherent advantages it possesses over the more conventional systems.

An electric heat pump can supply, automatically, heating, cooling, humidifying, dehumidifying, and filtering the year 'round. No products of combustion are involved, no odors, no soot, no chimney, no flame are required, and only one utility service is necessary.

Question 3. An ideal heat source may be defined as one which maintains a uniform year 'round temperature of 50-70F and which is also abundant and cheap. There are three known heat

sources which may be applicable for the residential heat pump.

Well water throughout the United States usually meets the temperature requirements of the ideal heat source. Water is satisfactory, providing it is chemically suited (not requiring special metals or extensive treatment), and providing means can be found for its disposal after use. The chief disadvantage of water is the uncertainty of finding it in any given location. The cost of drilling the well and the maintenance cost of the well and pump further detract from its use in many areas.

Earth offers interesting possibilities as a heat source for the residential heat pump. Vertical or horizontal coils embedded in the earth may be used. Most of the existing ground installations employ between 120 linear ft. of 2½ in. to 450 linear ft. of ¾ in. pipe for every 12,000 Btu/hr of heating required. The amount of surface used is guesswork for the most part and it will have to continue on this basis until the factors affecting the transfer of heat between the earth and circulating refrigerant are determined and evaluated by planned research and development.

Outdoor air from the standpoint of availability and cheapness is an attractive heat source in those areas where the low outdoor temperatures are rather infrequent and of short duration. Unfortunately as the outdoor temperature falls, the refrigerant temperature drops proportionally to reduce the heating capacity of the system. Consequently, the heating output is the least when the heating requirements are the greatest. Therefore, using outdoor air as a heat source in areas where a considerable number of low outdoor temperatures is experienced during the heating season may present design problems which are difficult to overcome in a practical manner. An acceptable solution to this problem may be a heat pump system using two heat sources — air when the outdoor temperature is say 30F and above, and either the earth or water in combination with air when the outdoor temperature is below 30F.

Question 4. The heat pump unit can be located practically any place in a structure. It can be in the basement, in a utility room, or in an attic. If air is used as a heat source it should be adjacent to an exterior wall to permit the flow of outdoor air to and from the unit.

SUMMARY OF DESIGN INFORMATION

Location	Kingsport Tenn.	Abingdon Va.	Roanoke Va.	Coshocton Ohio	South Bend Ind.
Type of Residence	1½ Story	1 Story	2 Story	1 Story	1 Story
Volume, cu. ft.	16450	13550	9850	18000	9300
Heat Loss Btu/hr					
Conduction	29650	28336	24681	47968	38808
Infiltration	10350	8540	6200	11300	5860
Total	40000	36876	30881	59268	44668
Heat Gain Btu/hr					
Conduction and Sun Effect	30666	19262	14466	14241	19949
Infiltration	4260	3515	2550	4680	2405
Total	34926	22777	17016	18921	22354
Window Area to Total Wall Area, in Per Cent	13.1	12.3	13.1	30.5	21.0
Total Normal Degree Days for Heating Season	3885	3980	4075	5535	6202
Heat Source	Air	Well Water, Air	Air	Air	Earth, Air

Design Conditions


Heating: Outdoor Temperature 0F
Indoor Temperature 70F

Cooling: Outdoor Temperature 95F DB and 75F WB
Indoor Temperature 80F DB and 67F WB



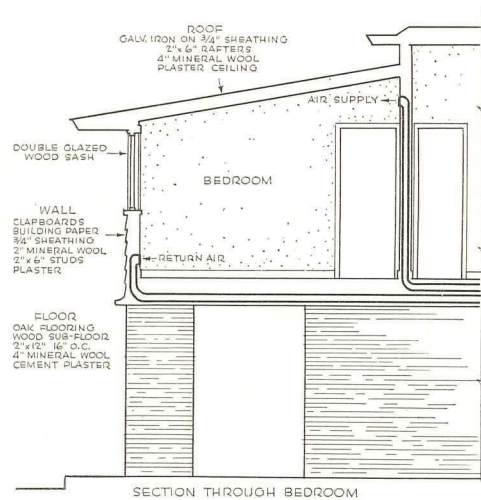
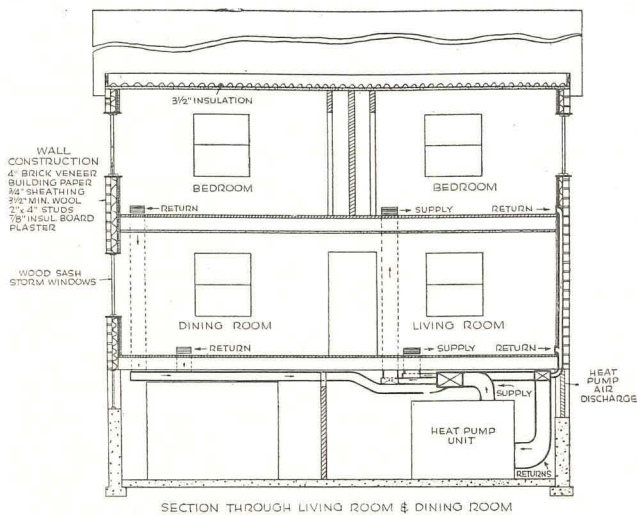
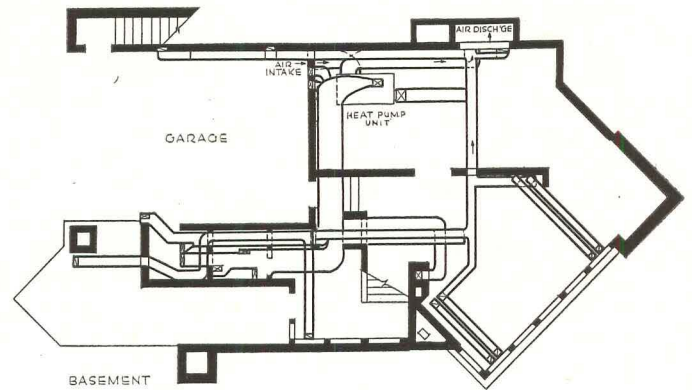
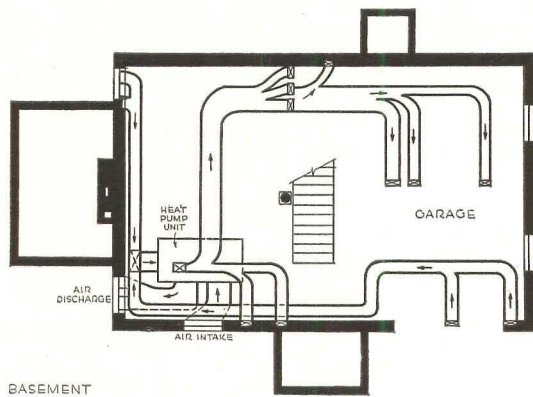
Roanoke, Va.

J. C. Garnard, General Contractor



Coshocton, Ohio

Tibbals-Crumley, Musson, Architects



Usually the type and design of distribution system selected will fix the location of the unit.

Question 5. Any well-designed distribution system suitable for a conventional heating and cooling installation is usually satisfactory for a heat pump, providing the heating requirement is not more than 1.5 times the cooling load. In

a heat pump system the temperature of the heating medium is always kept as low as practicably possible (90–100F most desirable) since the coefficient of performance decreases as this temperature increases. It is often said that if the system is designed for conventional cooling it will be satisfactory for a year 'round heat pump system. This state-

ment is usually true, since for most areas of the United States (except perhaps the northern section) the permissible heating-cooling load ratio stated above is seldom exceeded.

The size, location, and design of the supply and return grilles in a system where air is used as the heating and cooling medium depend to a great ex-

tent upon the structure under consideration. Present knowledge indicates that baseboard supply grilles, high sidewall supply grilles, and ceiling outlets can all be made to give satisfactory performance in a residential heat pump system.

Tests and studies now under way will

soon furnish additional information on this phase of the subject.

Question 6. There is a possibility of frost accumulation on the outdoor air coil when using air as a heat source at temperatures in the neighborhood of 32F and below.

If periodic defrosting is not provided, ice will accumulate on the surface to a point where heat transfer between the air and the refrigerant will be seriously affected, causing a reduction in output and coefficient of performance.

There are several possible methods of automatically defrosting the outdoor coil. Possibly the most practical method for the 3 and 5 hp size residential heat pump is reversing the refrigerant flow so that the high temperature refrigerant will condense in the outdoor coil and melt the ice. This is the same cycle used for cooling during warm weather. Care must be exercised in using this defrosting cycle, since the blowing of cold air into the space during the heating cycle may cause objectionable drafts. If the heat pump unit consists of two separate refrigerant circuits one may be defrosted at a time thereby eliminating this possibility.

The cause of frosting, the best defrosting cycle, and the type of automatic controls to be employed for defrosting still need additional research and investigation.

Question 7. Double windows and a certain amount of insulation are almost always economically justifiable for a residence regardless of the type of heating and cooling system installed. For most heat pump installations the reduction in the size of equipment due to the use of double windows and as much as 3½ in. of insulation throughout the structure results in a lower overall first cost and up to a 50 per cent reduction in operation cost.

Question 8. Unquestionably the first cost of a heat pump system must come down before it can be expected to receive wide public acceptance in the highly competitive residential field. The operating cost of a heat pump, when compared with the fuel cost of conventional systems using coal, oil or gas, depends on the coefficient of performance obtained as well as the electrical energy cost and the fuel cost.

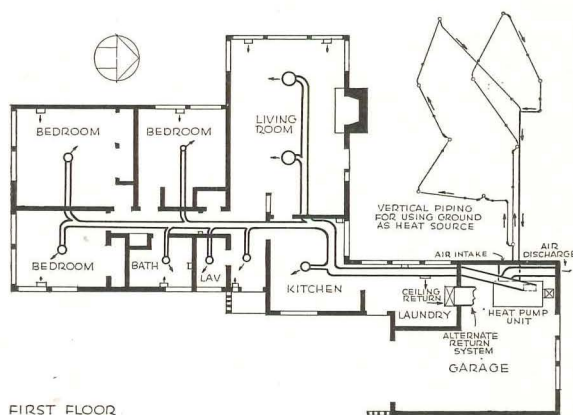
The well-designed heat pump of today having a good heat source probably would have an average coefficient of performance of 3.5. If the electrical rate is, say, 1½ cents per kwh, the heating cost would be equivalent to 12,000 Btu/hr coal costing \$18 per ton, 550 Btu/cu. ft. gas costing 41 cents per 1000 cu. ft., 900 Btu/cu. ft. gas costing 64 cents per

(Continued on page 182)

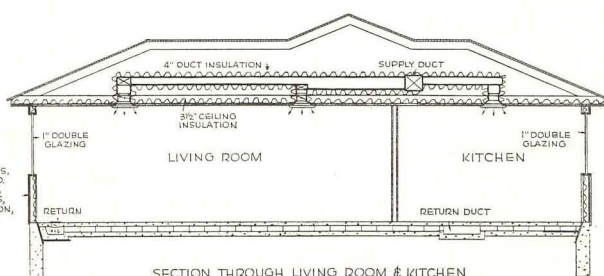


South Bend, Ind.

Crown Development Co., Contractor



FIRST FLOOR



CLAPBOARDS,
1/2" FIBER BD.
SHEATHING,
2x4" STUDS,
2" INSULATION,
R. 80 & P.L.

SECTION THROUGH LIVING ROOM & KITCHEN

FUNCTIONAL COLOR IN HOSPITALS

By Faber Birren, Color Consultant

WHILE it is easy to become enthusiastic about the therapeutic values of color in the hospital, it is best to approach it with a generally conservative attitude. Indeed, one need not be overconfident as to direct *color therapy* to make out a good case for the studied use of color in the hospital, for obviously its *psychological values* are important enough in any place devoted to human care and convalescence, and there is no denying that color does have emotional appeal. Rightly used in a hospital, it can please the patient, create a mood favorable to recovery and generally improve the morale of both patients and staff.

Though color therapy is defensible, it is perhaps best not to get snarled in a medical argument, but rather to proceed to the use of color in terms agreeable to all. This is not to say that color should be used for merely esthetic considerations; it should be used rationally for functional purposes. And those purposes will be found to differ widely in the several different sections of the hospital.

The peculiar intricacies of hospital activities suggest that every application of color be technically correct, and that a vital regard for visual and physical comfort should come ahead of mere esthetic satisfaction. Almost anything would be better than the common white sterility of hospital rooms, but there are nevertheless some fundamental principles of color application that cannot be ignored.

From this background, here are some color specifications for the hospital that will serve as a general guide:

Color and Brightness

The use of color must, first of all, meet the commonly accepted specifications with respect to brightness contrasts. It is now generally understood that the eye objects to strong variations in brightness, and that the more nearly uniform are the brightnesses of surfaces and areas within the visual field, the greater the degree of visual comfort. One cannot ignore this simple principle in choosing colors for various hospital suites.

Colors that range in light reflectance

from 60 per cent on walls to 25 per cent on floors, will usually be the best. If the reflectances go much above or below, the brightness contrasts will tend to become excessive.

The most important rule to bear in mind is that the color chosen for a particular surface be appropriate to its situation. This is more important than that the color be pleasing. It is not safe to select a group of colors and say that these shall be used because in general they are pleasing, or they are not distracting, or they come within the brightness range, or they do anything else. Even a distracting color may be appropriately used in certain areas, provided its use serves a desirable function.

Variety is also a general rule. Too much cheerfulness may become annoying, or monotony may serve to dull the appreciation for colors throughout the building. Variety is functionally useful also to prevent the building-up of any particular mood, to provide a psychological change of pace. This device seems to have universal appeal, and is particularly useful in areas where large numbers of people may be involved.

Lobbies, Reception Rooms, Solariums

The note of variety gives the key to decoration of lobbies, reception rooms, parlors and solariums, to any other public spaces. Choosing color sequences through the various rooms is an excellent method of avoiding any definite emotional reaction, which might be unfavorable as well as favorable.

Pale ivory or peach walls, for example, might be used in contrast with soft tones of green or blue, in floors, draperies, or furniture. Or soft greens or blues for walls might be accompanied by rose tones in furnishings.

For Darker Exposures

If the rooms are small or have no daylight it is often desirable to choose the warmer hues, with the cooler colors in the adjoining rooms. The alternate warming and cooling effects are, incidentally, good sequences; they avoid the frequent feeling of severity in hospitals, and tend to prevent excessive excitation or depression which might be found in less variegated color schemes.

Corridors and Stairs

Much the same rules apply to corridors and stairways. Here it is usually more important to compensate for the lack of natural light by using tones like yellow or peach. Both of these appear "sunny" and also have a tendency to lift the mood to something moderately aggressive.

Patient Areas

In the bed rooms it is a good color practice to keep the colors grayed a bit, so that they will never be too bright. Colors thus muted will be quite practical from the standpoint of maintenance by resisting soiling. More important, however, they will be restful, and will not be as distracting as the more impulsive hues.

It is a good general rule to make the ceilings a lighter tint of the same hue.

The use of warm or cool colors needs careful attention in the patient areas. It is good practice to pay less attention to the exposure of the room, and more to the expected condition of the patient. If the area is to be used primarily for chronic patients, the cooler, quieter colors are indicated. The warmer tones — peach, rose, or ivory — may be restricted to areas used for convalescent patients.

A good color on the cooler side is a soft blue-green. This color not only creates a cool and relaxing environment, but also tends to give a touch of pink to the patients, or his visitor, since it is the complement to the human complexion.

A second color, which also tends toward a pleasant, flattering glow, is a soft peach, which is the tint of the complexion itself. It is a moderately cheerful color, and has the apparent effect of increasing the dimensions of a small room.

Another useful color is a soft pearl-gray. This is a perfect foil for most of the other colors, and can give very beautiful effects when used with good notes of contrast. Delicate, multi-colored drapes would be a likely suggestion, or there could be quite a bit of color in furniture or flooring.

It is well to remember, in this whole

matter of color, that rooms are color-conditioned by their lighting. Lower levels of light tend toward restfulness, while brighter illumination adds to the stimulation of any color combination.

Operating Rooms

Large expanses of sterile white may suggest the chemical, aseptic quality of an operating room, but it is very trying on the eyes of surgeons and nurses who are engaged in very delicate tasks. A soft blue-green will be much more functional.

It would not be amiss here to quote a recent release of the Du Pont Company: "The first major Du Pont experiment in functional hospital painting took place over 20 years ago. At that time, the company recommended the use of Eye Rest Green for the operating rooms of a New York hospital. The purpose of this color was to relieve the surgeon's eyes from the glare of the traditional glossy white walls. It was found that green created a softer and more uniform seeing condition. A third benefit was noted when seeing was found to be more acute for delicate surgical manipulation when a bluish green wall color served directly to complement the red hue of human tissue."

Nurses' Areas

In the nurses' station something more aggressive might well be employed. It might be pale yellow, or peach would also be suitable.

Utility rooms, linen rooms, nourishment kitchens and so on could be done in good old clean white, provided that occupancy was not expected to be prolonged. If it were, it would be better to go back to pale green or blue-green.

In the nurses' home, the interior decorator might have his day, although even here there should not be radical departure from the principles of functional color. Women are known to be prone to rose tones, which would be nice for parlors or bed rooms. Peach is an "appetizing" hue for the dining room, and is also a favorite with women. It could be relieved by blue in furnishings and drapes.

For High Temperatures

In rooms where the temperature is likely to get rather high — X-ray, physical therapy, laundry — blue-green will have a cooling effect.

Where there is no especial occupancy condition to dictate color requirements, the color choice may be guided by room orientation — ivory for north or east exposures, gray or green for south and west.

Conferences and Classrooms

Classrooms or conference rooms usually lend themselves well to the end wall treatment. The end wall, faced by the students, might be in a medium tone of green or blue, to cut down glare and relieve the eyes, also to build up a higher visibility for charts or demonstrations to be seen by the audience. The side and rear walls would be done in something light, ivory perhaps, for better light reflectance.

The end-wall device has other applications. In laboratories where critical seeing tasks are performed, the deeper tone of an end wall would give the eyes a chance to rest occasionally.

Or, a livelier color, such as yellow, would be good for the end wall of some dark space.

Out-patient Department

A light pearl gray is ideal for waiting rooms, but it should be relieved by some colorful touches in decorations. Dressing rooms and toilets may be in peach, to tint the face of the patient with a healthful glow. Examining rooms or treatment rooms are best done in blue-green, as in the operating suite.

Avoid Too Much Blue

In the hospital it is a good general rule to avoid too much blue, especially in large areas. It is known to have a depressing effect, and many persons seem to have trouble in seeing well in a room predominating in blue tones. This despite the fact that blue is a rather popular color. It is good therefore, to use some blue, but in comparatively small quantities.

Psychology of Color

All of these suggestions will be found to take account of the general principles of color as human beings react to it.

In the main, colors are associated with two moods — the warm, active, exciting qualities of red and its associated hues, or the cool, passive, calming qualities of blue, violet and green. Also light colors are active, deep colors are passive. Beyond the feeling of warmth or cool-

ness, brightness or dimness, the exact choice of a hue or tone is fairly optional.

Pure colors, however, are likely to be severe. Too much of any one color will prove distressing.

Still more pronounced in the moods associated with color are those induced by chromatic lights — greens and blues that turn the lips black and give the flesh a cadaverous aspect. In green light the mere sight of a person's face may be revolting; green light has been thrown on criminals in a mirrored room, to force a confession.

Reactions to color are not, however, always consistent. Colors may have quite contradictory effects. Green is a good example — as seen objectively it is cool, fresh, clear, pleasing; but the green light shining on human flesh causes a subjective reaction that instantly makes it repulsive.

The warm colors are not so subject to this difference. Red, however, may seem much more intense as applied to one's self than to external objects. Blues and greens which appear peaceful in one aspect may be terrifying in another.

Red light has a tendency to quicken a person's reactions, while green light retards the response.

D. B. Harmon has observed that most living things tend to orient themselves toward light or toward brightness. Also, as the energy of stimulation goes up, response tendency goes with it. In his opinion, therefore, bright environments will condition the organism for what he calls avoidant (big muscle) activity. On the other hand, brilliance may hinder more sedentary tasks. This would suggest a number of conclusions. Activities of a muscular nature are better performed in bright light and amid bright surroundings. Exacting mental and visual tasks are better performed with softer and deeper colors in the environment, though with ample illumination over the task itself.

One of the most stimulating of all writers on the psychological aspects of color is Kurt Goldstein. "Life is a condition alternating between excitation, destruction, and unbalance, and reorganization, equilibrium and rest. In the course of life colors play their role. Each color has a special importance and all colors together help to guarantee normal life."

Not a bad comment on the use of color in hospitals.

CABINETWORK DETAILS

Based on information from Nuroco Woodwork, New Rochelle, N. Y.

THE amount of woodwork and cabinetwork used in contemporary building, particularly residences, has increased by such leaps and bounds that it often constitutes one of the largest dollar outlays in a new house. A knowledge of standard modern woodworking practices, therefore, should not only stimulate design, but should be a means of exploiting valuable technical economies and eliciting fair and comparable estimates from woodworking contractors.

WOODWORK TRENDS

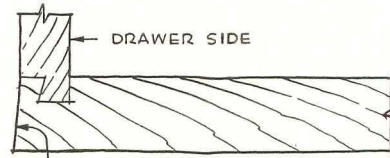
Four principal factors account for the great increase in residential woodwork since 1940. They are: (1) greater use of glass (accompanied by a more widespread use of jalousies, blinds and louvers); (2) the open-closed plan (when achieved by means of light, flexible walls of rolling, sliding or folding doors or wood panels); (3) built-in furniture and storage; and (4) a swing towards more natural interior finishes and greater texturing of interior surfaces.

Some traditional woodwork forms are undergoing change — trim is being simplified and emboldened in scale. The fussy classic mantel is being replaced by simpler wood frames that are more in scale with clean-lined contemporary furniture. Stair rails, balusters and newels are being given more unconventional expression. Some old forms have almost disappeared — false ceiling beams, the awesome front doorway and porchwork with its columnar dignity.

Woodwork trim, in other words, is going to work. The hackneyed melange of moldings which used to surround doors and windows indiscriminately is being replaced by moldings with more architectural effectiveness. Doorways "on ax" may be given bold-scale trim for emphasis; secondary doors, simply functional hairline moldings for impact- and wear-resistance. As in all phases of design, there is less orthodoxy than ever before.

The technique of woodwork manufacture has been changed only by the more common use of plywoods and

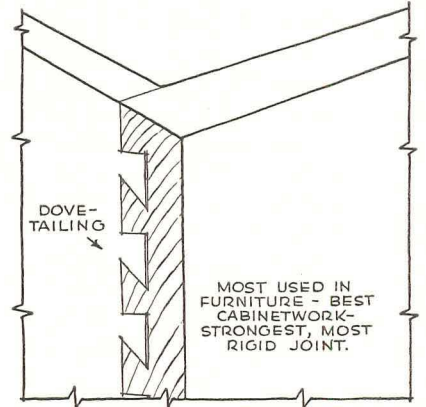
(Continued on page 153)



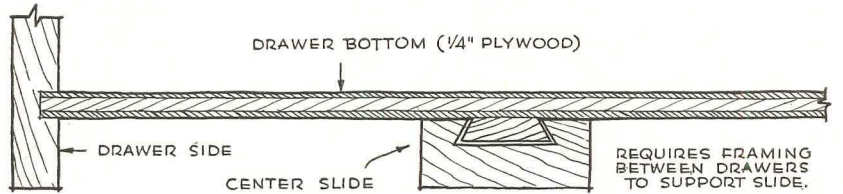
DRAWER SIDE
TAPERED EDGE FOR TIGHT FRONT FIT.
(THIS TYPE RESISTS BOTH FRONT AND SIDE PRESSURE)



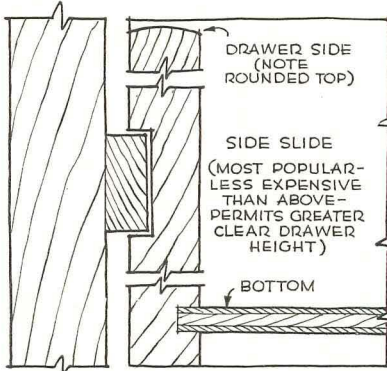
SIDE NAIL
LESS EXPENSIVE DRAWER CONSTRUCTION
(HAS LATERAL WEAKNESS)



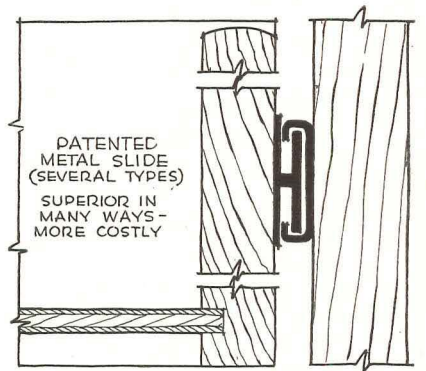
DOVE-TAILING
MOST USED IN FURNITURE - BEST CABINETWORK - STRONGEST, MOST RIGID JOINT.




DRAWER BOTTOM (1/4" PLYWOOD)
DRAWER SIDE
CENTER SLIDE
REQUIRES FRAMING BETWEEN DRAWERS TO SUPPORT SLIDE.
D R A W E R S



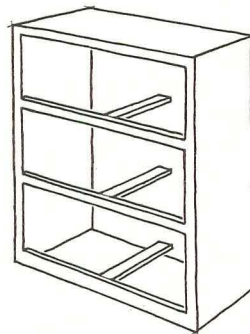
DRAWER SIDE (NOTE ROUNDED TOP)
SIDE SLIDE (MOST POPULAR - LESS EXPENSIVE THAN ABOVE - PERMITS GREATER CLEAR DRAWER HEIGHT)
BOTTOM



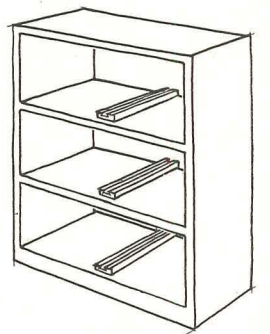
PATENTED METAL SLIDE (SEVERAL TYPES)
SUPERIOR IN MANY WAYS - MORE COSTLY



LEAST EXPENSIVE. PERMITS SIDE SLIDES ONLY. ALLOWS MAXIMUM DRAWER DEPTH.



OPEN FRAME PERMITS USE OF CENTER SLIDES OR SIDE SLIDES. FRONT FRAMING STIFFENS CONSTRUCTION BUT REDUCES DRAWER HEIGHT, CREATES AN EDGE WHICH MAY SNAG DRAWER CONTENTS.



DUST TIGHT. PERMITS USE OF CENTER OR SIDE SLIDES USED IN BEST DRAWER CONSTRUCTION. SOLID SHELF PREVENTS SNAGGING OF DRAWER CONTENTS.

C H E S T S

PRODUCTS for Better Building

NEW STUDIES MADE ON FUNCTIONAL COLOR

One of the pioneers in the functional use of color for industrial plants, the DuPont Co., has recently broadened its "Color Conditioning" program to include residential, institutional and commercial structures of various types. The answers to such questions as, "How can paint cut distraction in the school room? What's the best color for an apartment house lobby? What's a soothing shade for a hospital ward?" are answered in a series of studies just published by DuPont on the psychological aspects of light and color.

The studies conducted by DuPont paint technicians in collaboration with Faber Birren, noted color authority, take up the following subjects: Brightness Engineering; Color Preferences; Emotional Reaction to Color; "Warmth" and "Coolness"; Appetite Appeal in Color; Featuring Color Through Complementation; Color and Climate; Color and Visibility; Size, Dimension and Weight in Color; Attention Through Brightness; and Color and Illumination.

The primary objectives of the extended "Color Conditioning" program, according to DuPont, are to create better visual conditions, thus increasing working efficiency, promoting safety, building good will with tenants or customers, and encouraging better "house-keeping."

The idea behind "Color Conditioning" by DuPont had its genesis some twenty years ago when a New York operating room was painted a restful shade of green instead of traditional white. This suggested the use of color selection to improve seeing conditions in industry, and research along those lines resulted in DuPont's "Three Dimensional Seeing" for the painting of machinery; "Safety Color Code," and "Color Conditioning for Industry."

Research on the psychological and functional aspects of color have been used to establish "Color Conditioning" specifications for hospitals, stores, hotels, apartments, restaurants, schools and offices.

A report on color conditioning for hospitals says, "... the need for cleanliness and good appearance may, through the scientific application of color, be supplemented by a large number of extra benefits. Every expenditure for painting may show added values in terms of better lighting, relief from eyestrain, easier seeing, and a finer mental and emotional attitude on the part of patients and personnel."

Through application of the research studies, the selection of colors best suited to hotel and apartment use can be chosen with confidence, according to color technicians. The report on hotels, apartments and restaurants covers regional preferences, color principles, obtaining dynamic effects. Also in this report is a chart on "appetite appeal in color" which grades colors from "very tasty" to "very repulsive."

The system of "Color Conditioning" for stores considers all possible alternatives of color preferences of the various regions of the country, and also the separate preferences of men and women.

In the office building category, at least four alternate color combinations for the private office are given. Similar specifications are included for reception rooms, general offices, corridors, wash rooms, conference rooms, and drafting rooms. These specifications provide

choices for building in various climates, or with different lighting problems.

The specifications of colors to be used in schools are designed to provide maximum light reflectance, create comfortable seeing conditions, and provide cheerful surroundings.

The studies on psychological aspects of light and color and the "Color Conditioning" specifications have been made available in a series of 4-page reports. E. I. duPont de Nemours & Co. (Inc.), Finishes Div., Wilmington 98, Del.

ALUMINUM FURNITURE FOR SCHOOLS


School furniture that combines light aluminum alloy and laminated wood in a wide range of functional designs has now been introduced in the American market.

Production of the line originated in postwar Great Britain, and the difficulties created by material shortages were in part responsible for innovations in methods and materials which have produced an attractive and unusual line.

Production is achieved by means of pressure die casting of such accuracy as to require little further treatment prior to being welded and finished before final assembly. A hygienic, scratch-proof finish is applied by a new process to the metal parts.

The line includes several designs in desks and chairs, including "nesting" desks and chairs which permit vertical stacking for space economy in storage. Knoll Associates, Inc., 601 Madison Ave., New York, N. Y.

Light aluminum alloy and laminated wood comprise this functional school furniture. Included in the designs are "nesting" chairs, tables, allowing vertical stacking for storage. Metal parts are finished with a scratch-proof coating




HOSPITAL LIGHTING

A multi-purpose fixture, precision-constructed of heavy-gauge steel and finished in baked enamel, the *Hospitality Light* (No. 9102) is reported to meet every requirement for safe, efficient, comfortable and economical hospital room lighting.

A swiveled reflector is used for indirect lighting, and, swiveled down, also serves as a medical examination light. A night light is mounted inside the housing, with a slot controlling the beam in a fan-shaped pattern parallel to the wall, without casting any direct light on the patient or the bed.

A convenience outlet is adaptable for



This hospital light fixture has a goose-neck lamp for reading, swiveled lamp for indirect light, and houses a night light

operation of a radio, therapeutic device, or electrical appliance. The *Hospitality Light* features plug-in installation, with heavy-duty four-pronged plug and receptacle. Kurt Versen Co., Englewood, N. J.

CONCRETE HOUSES

Standard American road-building technique will be applied in a newly developed system for construction of concrete houses to be used for the first time in a low-rent housing project in Norfolk, Va.

A series of concrete slabs will first be poured in a long row like detached sidewalk blocks, but large enough to become floors and roofs. After the slabs have set, a mechanized wall form will be placed by a crane on the first of the slabs and concrete poured to the full height of the walls.

When the walls of the first house are poured, the wall form will be moved to the third slab, where the process will be repeated. After the concrete has set,

the second and fourth slabs will be raised by a patented vacuum lifting mechanism to form the roofs of their neighboring structures.

Use of the concrete aggregate, *Solite*, is intended to provide insulation and fire protection, as well as the permanence of conventional concrete. Standard heavy construction equipment is used in preparation of the site, placing of roads and grading and in placing a concrete slab on each house site.

This method is described as economical for large-scale housing projects in localities where land costs are low enough to permit one-story structures. Ibec Housing Corp., Room 5117, 30 Rockefeller Plaza, New York 20, N. Y.

WOOD VENEER PANELS

Parkwood Decorative Prima Vera Panels are now offered in a variety of finishes including Tigerwood and Elm in units up to 8 ft. in length.

The wood veneer panels are described as having an effective combination of natural wood luster and the abrasion resistance of the toughest in plastics.

Both natural wood and colored panels are manufactured in a cigarette-proof grade and are reported to withstand the usual household chemicals and boiling water. The Parkwood Corp., Wakefield, Mass.

ALUMINUM NAILS

For use where nail heads are exposed to the weather and where unsightly rust is objectionable, *Never-Stain Aluminum*



Wood veneer panels used in this room combine luster, abrasion resistance

Nails are made in many sizes and types for use with roofing, wood siding, wood and asbestos shingles, dry-wall board and rock lath.

An etched finish is reported to increase the nail's holding power and make the head surface an excellent painting bond.


Never-Stain nails are reported to save money since they do not require counter-sinking and puttying. Nichols Wire & Aluminum Co., 1725 Rockingham Rd., Davenport, Ia.

SPONGE-BACKED CARPETING

A specially-woven carpet of imported wool pile, the *Royl-Aire Cushion Carpet*, comes vulcanized to a sponge rubber base which is said to eliminate the need for a rug pad besides giving greatly extended wear.

(Continued on page 186)

Road building equipment has been turned to use in a new method for building concrete houses. Wall forms are shown being lifted from an experimental house



MANUFACTURERS' LITERATURE

Roofing

Basic Application Data, Monel Roofing Sheet. This data sheet on Monel roofing, noted for its corrosion resistance, takes up indicated uses, characteristics and properties, installation tips, cost and availability and specifications. Listed are suggested gauges for principal exterior building applications of the recently introduced, soft-temper, Monel roofing sheet. 4 pp., The International Nickel Co., Inc., 67 Wall St., New York 5, N. Y.

Lighting

(1) *Cold Cathode Fluorescent Lighting (Publication 10)*; (2) *How to Install Cold Cathode Fluorescent Lighting (Publ. 40)*. The first is a manual of technical data on cold cathode lamps. It tells what the cold cathode lamp is, how it is used and gives an explanation of auxiliary equipment. The second is a brochure explaining, in eight simple steps, the correct procedure for installing cold cathode lighting systems. 12 and 2 pp. The Fluorescent Lighting Assn., 501 5th Ave., New York 17, N. Y.

Fundamentals of Light and Lighting. Comprehensive bulletin takes up the nature and physics of light, its measurement, methods of control, characteristics of materials used in lighting equipment and the principles of illumination design. It is profusely illustrated and contains many tables and graphs to aid in illumination calculations. 86 pp., illus. General Electric, Engineering Div., Lamp Dept., Nela Park, Cleveland 12, Ohio. \$1.00.*

Glass Block

Daylight in Your Home. Photos and drawings demonstrate the various sections of residences that can utilize glass block for such features as light transmission, insulation, permanence, privacy and beauty. Suggested installations are shown for stairs, entrances, living and dining rooms, kitchens, closets, bathrooms, basements and garages. Another portion of the booklet explains the set-in-wood method of installing Insulux

Glass Block without the use of mortar. Typical details as well as instructions for installation of mortar-set panels are included. 20 pp., illus. American Structural Products Co., Toledo 1, Ohio.*

Swimming Pool Equipment

Permutit Swimming Pool Equipment (No. 2157). Describes equipment for recirculation, filtration, chlorination, softening and pH control of swimming pool water. Drawings showing space requirements are given for different systems of recirculation and purification equipment. A complete line of accessories such as suction cleaners, heaters and test kits is described. Some installations are pictured and specifications are included. 28 pp., illus. The Permutit Co., 330 W. 42nd St., New York 18, N. Y.*

House Ventilation

West Wind Ventilation for Modern Housing. Pictures and describes a line of fans for use in kitchens, laundry rooms, recreation rooms and offices. There are models for installation in walls, ceilings or windows. Special features such as louvers, provisions for cleaning, and speed control are covered. Installation details are given. 14 pp., illus. West Wind Corp., 1800 Airport Way, Seattle 4, Wash.

Welding Gun

Nelson Stud Welding. Picture-paragraphs cover what the stud gun does, how it operates, advantages, typical applications and equipment. A wide range of special studs is shown. Some applications of interest to architects include the installation of roofing and siding, insulation, insulated sheathing, furring and nailing strips, sprinkler systems and pipes, conduit and wireways. 8 pp., illus. Nelson Stud Welding Div., Morton Gregory Corp., Lorain, Ohio.

Decorative Metal

Nickeloid. Sampler and File Folder. A letter-size folder containing samples of Nickeloid metals finished in chrome, copper, nickel and brass which are available on zinc, steel, copper, brass and aluminum bases. In addition to

actual samples in bright and satin finishes, striped and crimp designs, complete data is given on the sizes of sheets, coils and flat strips available. There is other information on gauges, tempers, finishes, protective coatings and tints. 4 pp. American Nickeloid Co., Peru, Ill.

Inked Lettering

Lettering. Gives illustrated, historical description of the origin and growth of writing. Describes lettering with brush and pen with numerous examples of personal alphabets and type design. A high spot of the book, according to the publisher, is the section on engrossing illuminated manuscripts. This is a complete revision of Higgins former book "Script and Manuscript." 54 pp., illus. Higgins Ink Co., Inc., 271 9th St., Brooklyn 15, N. Y. \$1.00.

Movable Walls

Mills Metal Partitions (Catalog No. 49-C). Discusses the inherent advantages of movable metal partitions for office, commercial, industrial and institutional buildings. Among the features taken up are economy, design, structural stability, adaptability to changing space needs, sound control and provisions for easy wiring. Installation and construction photographs as well as detail drawings are included, and specifications are given. Accessories are also included. 56 pp. illus. The Mills Co., 975 Wayside Rd., Cleveland 10, Ohio.*

Air Conditioning

A Dream of Green Air. Describes the Dorex method of air recovery, how stale air can be made fresh through use of activated carbon. The bulletin lists savings (investment and operating) that can be expected when Dorex is used. 14 pp., illus. W. B. Connor Engr. Corp., 114 E. 32nd St., New York 16, N. Y.

Estimating Plywood Sizes

Davis Plywood Quick Estimating Chart. Time-saving chart to compute the most economical stock plywood panel sizes to use. The chart gives the number of inches of waste for panels made from various stock sizes. 2 pp. Davis Plywood Corp., 12555 Berea Rd., Cleveland 11, Ohio.

Hot Water System

Janitrol Triple Service Hot Water Heating Systems. Pictures a number of residences in which Janitrol units have

(Continued on page 200)

*Other product information in Sweet's File, 1949.




Definitely ONE of the Keys

Here's the compact, though great, University of Michigan Hospital at Ann Arbor in which, since 1932, GROVER equipment has helped expedite and control routine operation.



to Efficient, Modern Hospital Operation




All routine inter-departmental communication in hospitals—and *what* a lot of it there is with reception data, case histories, diets, pharmacy requisitions, supplies, patient accounts, prescriptions, etc.—all these are swiftly, silently and privately handled without error by GROVER Pneumatic Tube Systems. Time,

energy, messenger personnel are saved by this modern method. All paper work, monies, and even small instruments and packets are safely entrusted to the swift and silent GROVER carriers that travel forty feet a second on their

errands. Modern hospitals need this kind of speedy, competent, errorless transmission of communications between departmental units.

You can depend on GROVER to meet your institutional needs accurately and economically and with an eye to your future expansion needs. A GROVER survey, consultation, recommendation—any or all may be requested without obligation or charge. We are at your service.

There's a special GROVER folder on hospital installations, their benefits and advantages. A copy is yours by return mail free for the asking. Write Grover Company, 25521 W. 8 Mile Road, Detroit 19, Michigan.




GROVER

PNEUMATIC TUBE SYSTEMS

THE GROVER COMPANY
DETROIT 19, MICH.

Offices in Principal Cities




New Raymond E. Baldwin Bridge, connecting Old Lyme and Old Saybrook where the Connecticut River flows into Long Island Sound. Project Engineer for the State—Col. Howard S. Ives.

Radiant heat foils ice and snow on new bridge


DISCONCERTED, to say the least, is the motorist who slides through a narrow toll gate on smooth-as-glass ice. Connecticut's State Highway Department, collaborating with the Old Lyme-Old Saybrook Bridge Commission on the new Raymond E. Baldwin Bridge, successfully eliminated this menace to motorists, attendant, fenders and toll house with a novel radiant heating installation.

An oil-fired No. 240 Mills boiler supplies hot water which circulates through pipes embedded in the roadway adjoining the toll booths, melting ice and snow and keeping the roadway clear and ice-free. The oil burner operates only during icing periods; at other times 300 gallons of anti-freeze keep the system from freezing.

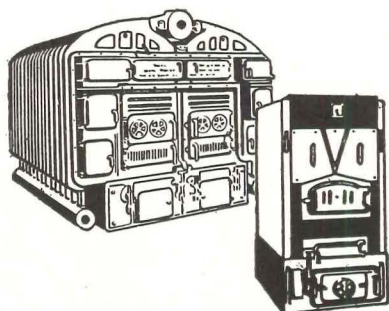
Unusual applications like this prove the versatility and dependability of Smith-Mills boilers . . . and their ability to deliver lowest-cost, efficient heating year after year. That's why, on even the toughest heating jobs, you're sure of satisfaction when you specify a boiler built by H. B. Smith.



Roadway, morning after a storm. Clear sections remained free of snow all during the storm; roadway in the foreground, though scraped, is still covered with ice patches.



Boiler room in Administration Building. The No. 340 Mills heats the building. Heating Contractor—William M. Ford; H. B. Smith Distributor—Marsden and Wasserman, Inc., Hartford, Conn.



H.B. *Smith*

CAST-IRON BOILERS

THE H. B. SMITH CO., INC., 62 Main St., Westfield, Mass., Offices and Representatives in Principal Cities

CABINETWORK DETAILS

Based on information from Nuroco Woodwork, New Rochelle, N. Y.

(Continued from page 147)

veneers. Although new methods of gluing and joining seem to offer promise of producing cheaper, stronger assemblies, there are many difficulties still to be overcome before they achieve fullest use. It is practically impossible, for example, to glue end-butt joints sufficiently strong to meet the requirements of ordinary service. End-to-side-grain joints are also difficult to glue properly. For these and other reasons, the traditional glued wood joinings (dowel, mortise and tenon, dado, tongue and rabbet, slip or lock corner, dovetail, blocked and tongue and groove) remain standard practice.

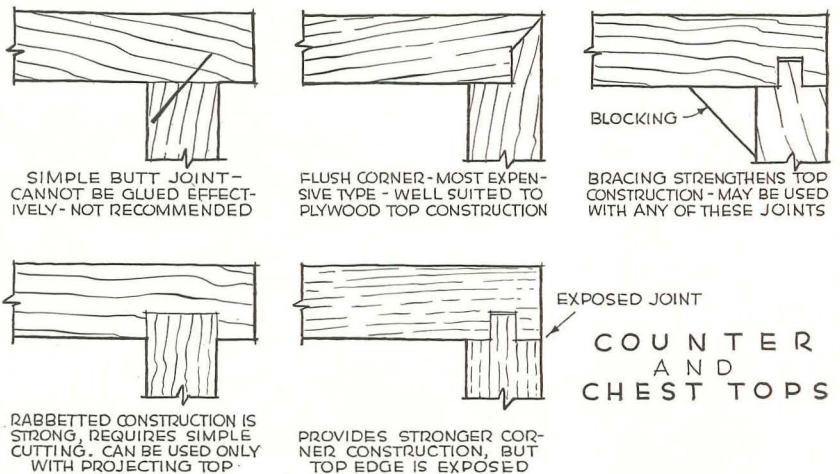
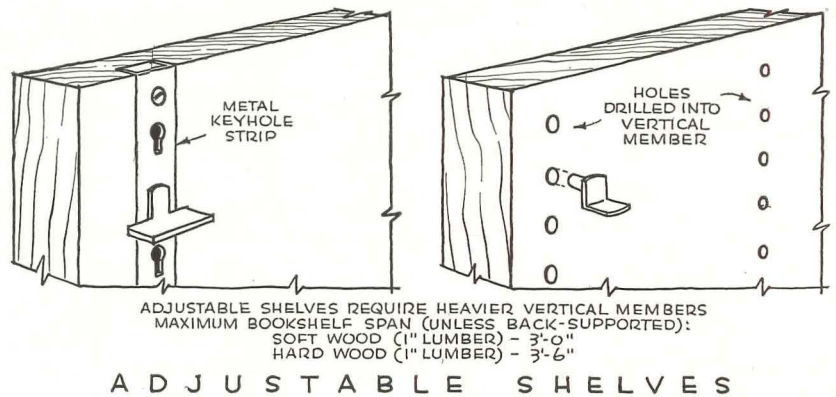
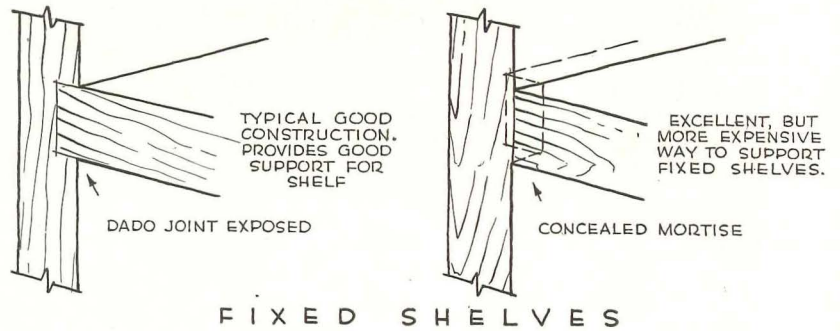
Some chemical applications are extending the usefulness of woodwork. New treatments to improve the rot and termite-resistance of wood and to control warping, shrinking, swelling (See AR Architectural Engineering, Feb., Mar., 1949) will not discolor the wood and permit the use of natural finishes. Densifying processes that greatly increase the hardness of wood offer the possibility of endowing soft woods with the hardness of oak. The same process permits through-coloring of the treated lumber.

Plywoods with machine- or chemically-made textures are being increasingly used in cabinetwork. Striations, embossings, exaggerated grainings are examples. The use of such improvisations will undoubtedly increase to offset the shortage of hardwoods, and to meet the growing demand for more arresting surfaces.

HOW TO TELL GOOD WOODWORK Surface

The surface should be free of all disfiguring defects such as raised grain, stains, evidences of poor and uneven

(Continued on page 155)



MARLOU

lights your way to

SELECTIVE SLIM LIGHTING..

- Cold Cathode
- Slim Line
- Planned Lighting


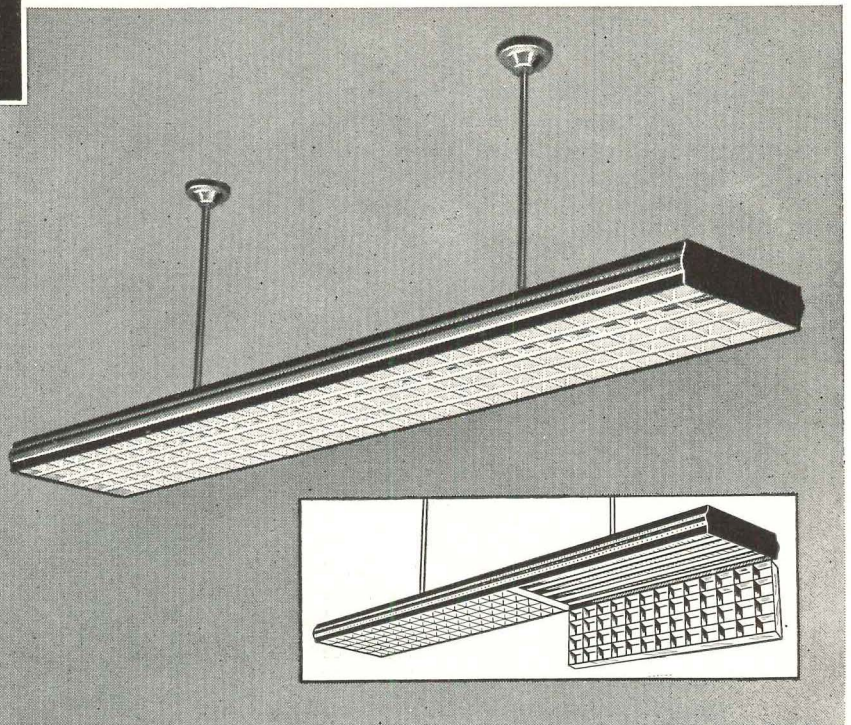
There's a "visible" difference in Marlou Selective Slim Lighting—whether you need Marlou creative standard commercial and industrial fixtures, or Marlou specially designed lighting developed with your architect. Our own controlled production of fixtures and cold cathode tubes assures you of uniform, consistent quality always. Marlou fixtures are fashioned to provide 92% reflectivity, are engineered with removable hinged louvers to expose working areas. They reflect the latest in practical, modern design, and for the inherent quality offered, they are your best buy always.

*Sold Through
Electrical Wholesalers*

**WRITE FOR ILLUSTRATED
DATA-PACKED CATALOG**

MARLOU LIGHTS

*50 South Avenue
Fanwood, New Jersey*



Series Operated Cold Cathode Industrial Lighting Project for one of America's Major Industries

Designers and Manufacturers of Distinctive Lighting for Industry

CABINETWORK DETAILS

Based on information from Nuroco Woodwork, New Rochelle, N. Y.

(Continued from page 153)

planing, sanding, tool marks, gouges, scratches, dirt. Moldings should have clean edges, arrises and profiles. They should be crisp. There should be no chatter marks, caused by too rapid cutting, or any splintered edges. At the miters, profiles should match perfectly — evidence of perfect cutting.

If the material is to receive a natural finish, the color and graining should be uniform (or correctable with staining).

Joints

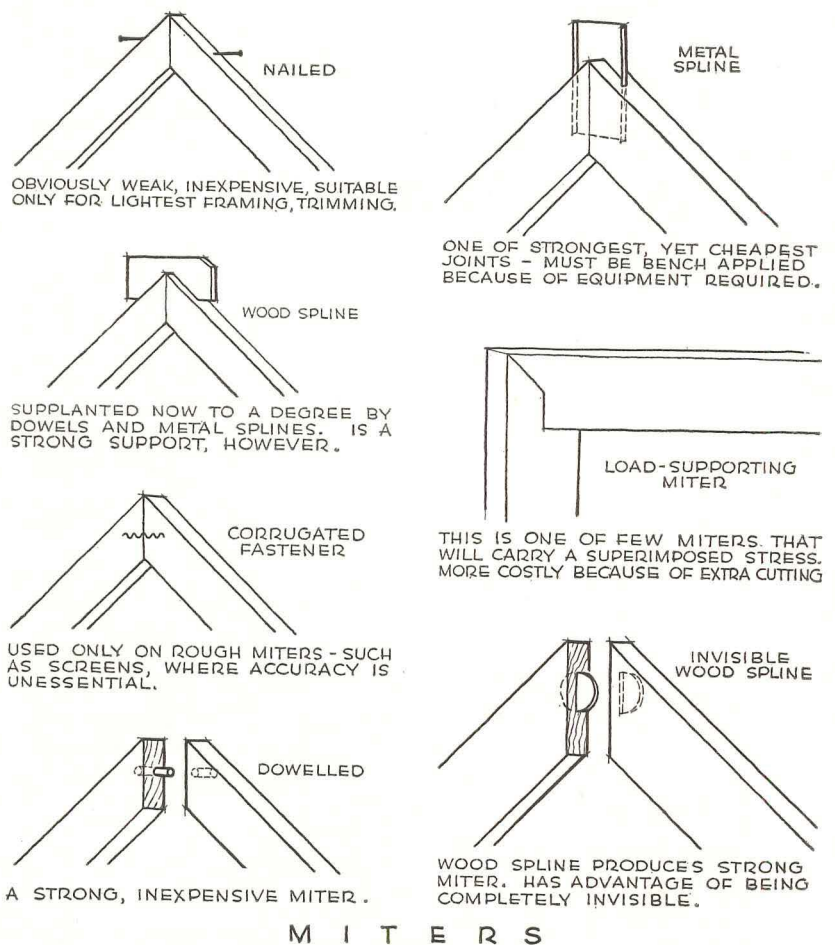
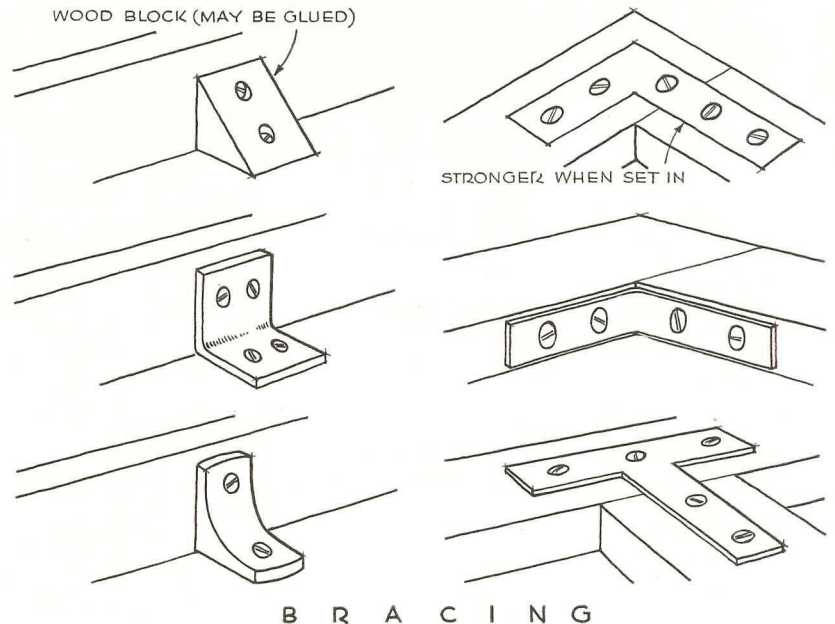
All joints should be cleanly matched, tight. Verticals should be plumb.


Look for signs of warping, splitting, checking, shrinking. If plywood is used in the construction, examine treatment of panel edges. If edges are face-veneered, check appearance and application of veneer.

Poor woodwork betrays itself in its joints. Low-cost joints often replace correct (and costlier) connections. Good woodwork has dado cuts in vertical pieces to support horizontal members, rabbetted construction to stiffen vertical members joined at right angles. Large mitered moldings should be doweled or secured by means of metal or wood splines. Blocking should be used to stiffen larger pieces and to secure tops to dressers, wardrobes and similar pieces.

Working Parts

Cheap construction of working parts, such as drawers and doors, makes for quick obsolescence. Drawer fronts should be dovetailed to sides, or secured by some other interlocking joint. Drawer backs and bottoms should be let into the sides. Drawer bottoms should be sufficiently strong to support the drawer contents without sagging. Drawer sides should be of hardwood to resist wear, unless drawer is supported on side runners. Drawer should fit snugly, not bind, snag, or rattle.



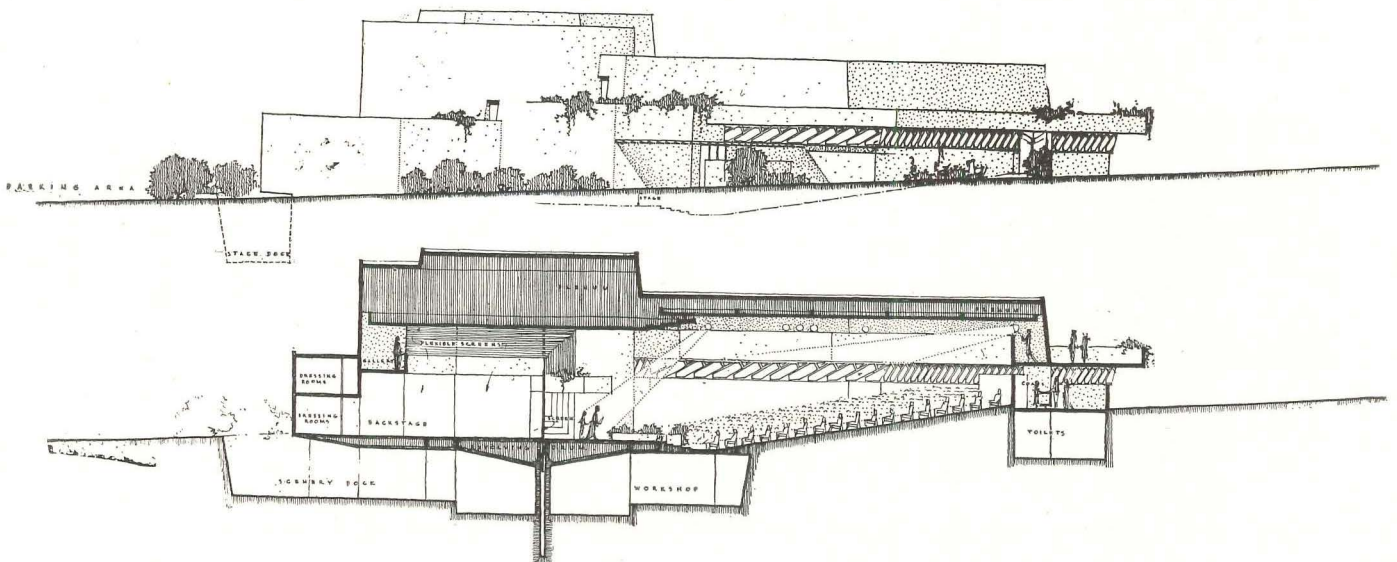
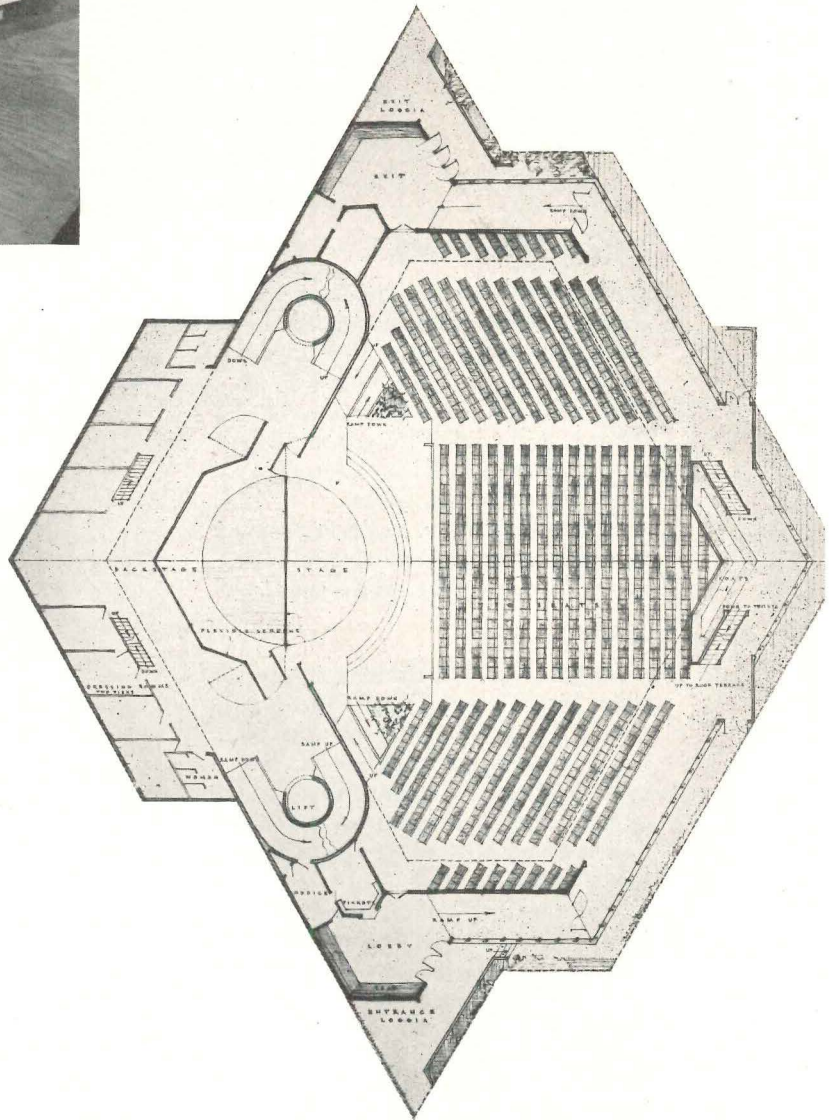


The New Theater will be hexagonal, its sheer walls free of ornamentation. To ease congestion, it will have two lobbies and a balcony-height terrace for the intermission promenade. Stage will be circular

MUSEUM SHOWS LARGE MODEL OF WRIGHT'S THEATER

The Museum of Modern Art last month exhibited a large scale model of The New Theater, designed by Frank Lloyd Wright for Paton Price and Associates. The theater is to be built this summer on an 8-acre rolling site near Hartford, Conn.

As was to be expected from Mr. Wright's first real venture into theater design, the plans include many novel features, chief among them the elimination of the customary overhead stagehouse. Sets will be assembled in a scenery dock below the apron-like stage, and moved into place by tracks and dollies up a special ramp. After use they will be returned via a second ramp on the opposite side of the stage to the scenery dock for demounting and storage. The stage itself will be revolving, without proscenium.



Surgeons' Scrub-Up Sinks of Crane Duraclay,
San Gabriel Valley Hospital



duraclay

**"EXCEPTIONALLY
TROUBLE-FREE SERVICE"**

SAN GABRIEL VALLEY HOSPITAL

"...We have had exceptionally trouble-free service from our Crane plumbing fixtures. The Duraclay pieces, such as wash-up sinks, service sinks, and bathtubs are as free from scratches, discoloration, and abrasive wear as they were when installed. We feel definitely that our confidence in Crane quality has been justified."

D. W. Lawrence, Supt.,
SAN GABRIEL VALLEY HOSPITAL ASSOCIATION, INC.

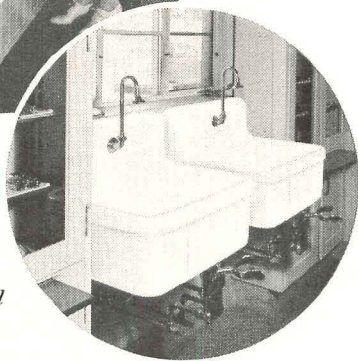
Easy to clean, acidproof, immune to thermal shock, Duraclay is entirely different from any other material used in hospital fixtures.

Selections in Duraclay sinks and baths are included in your copy of Crane Service for Architects. For Special requirements, see your Crane Branch or Crane Wholesaler.

* *Duraclay exceeds the rigid tests imposed on earthenware {vitreous glazed} established in Simplified Practice Recommendations R-106-41 of The National Bureau of Standards.*



Duraclay Pattern
Bath, San Gabriel
Valley Hospital



Duraclay Wash-Up
Sinks, San Gabriel
Valley Hospital



San Gabriel Valley Hospital is an outstanding example of the modern small hospital. Here, as for the largest institutions, Crane supplies not only a full line of Duraclay items, but also the washroom fixtures, plus a vast array of specialized plumbing equipment.

CRANE

Plumbing & Heating • Valves • Fittings • Pipe

FOR HOSPITAL USE

CRANE CO. GENERAL OFFICES:
836 S. MICHIGAN AVE., CHICAGO 5, ILL.

NATION-WIDE SERVICE THROUGH BRANCHES, WHOLESALERS, PLUMBING AND HEATING CONTRACTORS

Hoover Reports on Construction

The Hoover Commission on executive reorganization in federal government completed its formal reports to the Congress and mulled over public reaction which came speedily and often bitterly. Plans are under way for continuing the spirit of the Hoover group, however, with formation of a new volunteer organization to carry on the work. Dr. Robert L. Johnson, president of Temple University, heads the new committee which has enrolled 700 outstanding citizens in its initial effort.

During the latter part of March the Commission reports went up to Capitol Hill at a rapid rate — almost one each day. The building industry took particular notice of two — the Interior Department report which dealt with heavy federal construction and the report on federal business enterprises which took up the federal housing agencies.

A significant feature of the Commission's report on heavy construction was that recommendation calling for concentration of all major responsibilities for heavy works — dams, levees, power facilities, etc. — in the Interior Department. This obviously would take away from the Army Corps of Engineers its coveted rivers and harbors and flood control programs. This one facet of the Hoover Commission investigations has

been stirring up more controversial comment in construction circles, in and out of government, than any other.

Six Reasons Given

The Interior report also called for establishment of an independent Board of Impartial Analysis for all construction projects. Such a board would be part of the White House staff, taking its suggestions to the President and to Congress both as to utility and as to timing of the big construction projects. The Commission gave Congress six reasons for its recommendations in this regard:

1. To avoid competition for labor and materials among the government agencies and thus increasing costs.
2. To provide a center for control of construction where the volume can be adjusted to the ebb and flow of the economic tide as an aid to unemployment.
3. To stop wasteful conflicts between certain construction agencies.
4. To secure adequate data upon which such works would be established and which is now lacking through separation of responsibilities.
5. To assure through the Board of Review proper proof of need and timing of construction.
6. To provide the Congress and the public with an overall view of the government's construction activities.

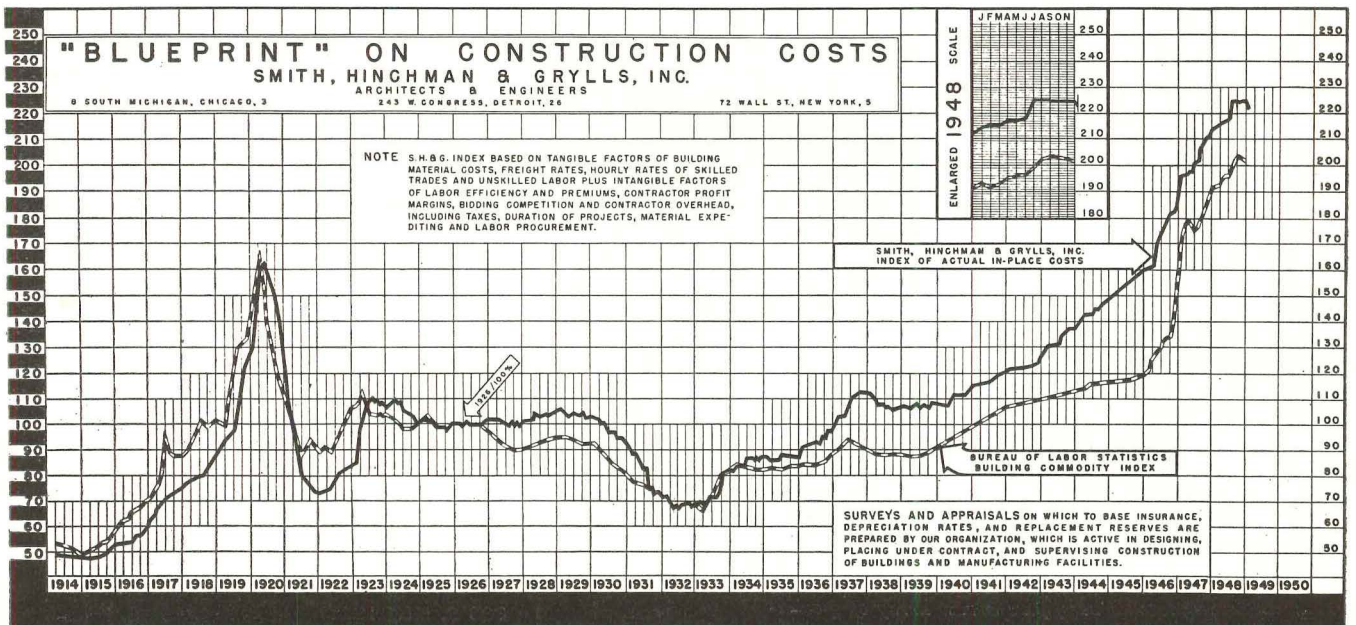


Wallace S. MacKenzie

CONSTRUCTION COST FORECAST

Wallace S. MacKenzie, new President-Treasurer of Smith, Hinchman & Grylls, Detroit industrial architectural firm, forecasts a steady 10-year upturn in construction, based on a current downturn in building costs (see chart below), and at prices which people can afford. "No violent declines are seen," says Mr. MacKenzie, "all the elements making for lower building costs will continue with ups and downs over a long period and building costs will slowly work their way downward, but we have no reason to expect violent drops nor continuing long-drawn-out declines. If the ultimate fall during the next five year period should amount to as much as 20 per cent, it would be surprising to most persons close to the building business."

(News continued on page 160)




Current decrease in building costs indicates boom in construction, says Smith, Hinchman & Grylls


Sanymetal^{*} "PORCENA"

**Trade Mark Reg. U. S. Pat. Off.* (Porcelain on Steel)

TOILET COMPARTMENTS




Sanymetal "PORCENA" ACADEMY Type Toilet Compartments are suitable for conservative but modern toilet room environments.



Sanymetal "PORCENA" NORMANDIE Type Toilet Compartments endow a toilet environment with dignity and good taste.

Sanymetal "PORCENA" CENTURY Type Ceiling Hung Toilet Compartments offer the utmost in sanitation and provide modern, distinctive toilet room environments for schools, institutions, terminals and other public buildings.

THE SANYMETAL PRODUCTS CO., INC.
1689 URBANA ROAD • CLEVELAND 12, OHIO



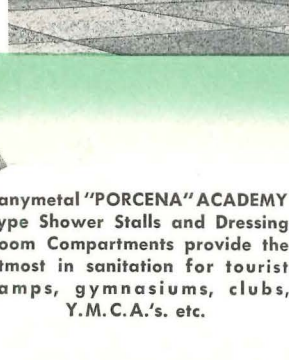
Why the Bare Functional Type of Toilet Room Is No Longer Suitable

The ascendancy of good taste combined with new concepts of sanitation and convenience in toilet room environments makes the bare functional type of toilet room inadequate according to today's standards.

Toilet compartments usually dominate a toilet room, influence the toilet room environment and help to fulfill modern concepts of sanitation and convenience.

Sanymetal "PORCENA" Toilet Compartments are fabricated of ageless and fadeless material, porcelain on steel, which is a glass-hard, stainless material that always looks new, does not absorb odors, is moisture- and rust-proof, and resists the corroding of ordinary acids. The glistening "PORCENA" finish, which can be wiped clean as easily as a porcelain table top, requires no painting or refinishing.

Sanymetal "PORCENA" Toilet Compartments combine the results of over 35 years of specialized skill and experience in making over 100,000 toilet room installations. Ask the Sanymetal Representative in your vicinity (see "Partitions" in your phone book for local representative) for further information about planning suitable toilet room environments. Refer to Sanymetal Catalog $\frac{21b}{6}$ in Sweet's Architectural File for 1949.



Sanymetal "PORCENA" ACADEMY Type Shower Stalls and Dressing Room Compartments provide the utmost in sanitation for tourist camps, gymnasiums, clubs, Y.M.C.A.'s, etc.

Write for Sanymetal Catalog 86 which illustrates modern toilet room environments suitable for all types of buildings. Several attractive designs in a wide range of colors available. This catalog is also contained in Sweet's $\frac{21b}{6}$ Architectural File for 1949.

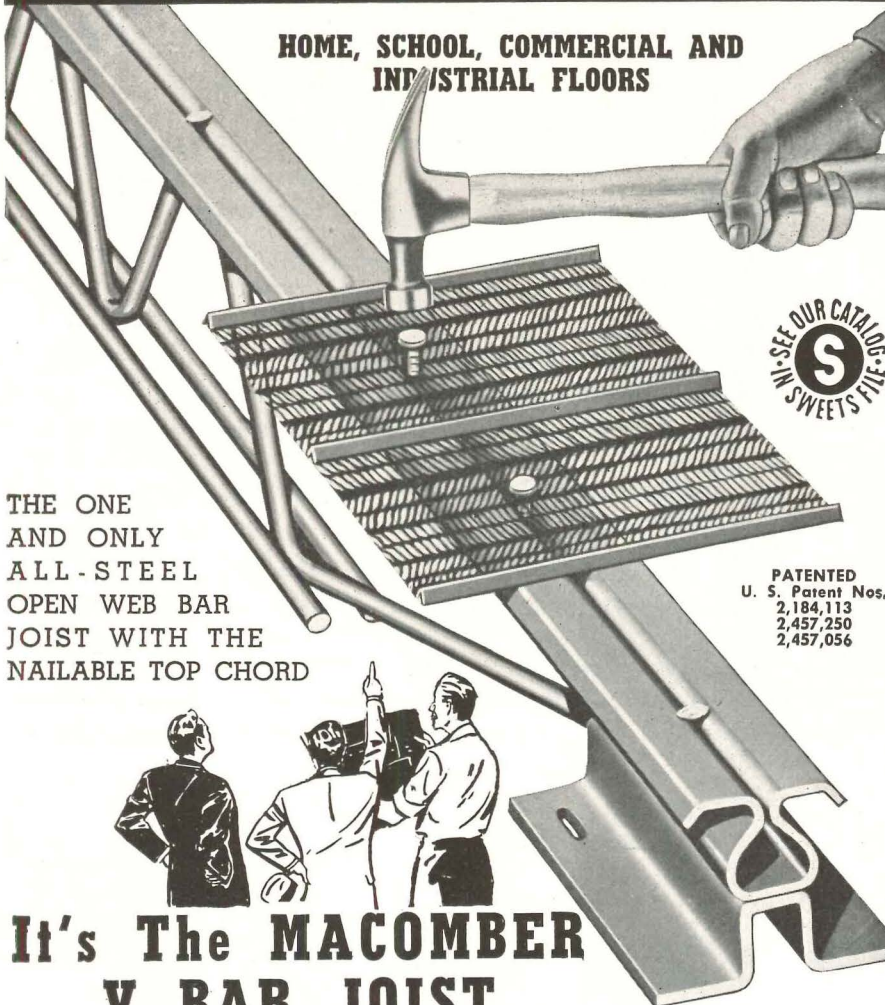


Sanymetal^{*} TOILET COMPARTMENTS, SHOWER STALLS AND DRESSING ROOMS

**Trade Mark Reg. U. S. Pat. Off.*

How To Build Floors of RATED Strength and Fire-Resistance

HOME, SCHOOL, COMMERCIAL AND INDUSTRIAL FLOORS



THE ONE AND ONLY ALL-STEEL OPEN WEB BAR JOIST WITH THE AVAILABLE TOP CHORD


PATENTED U. S. Patent Nos. 2,184,113 2,457,250 2,457,056

It's The MACOMBER V BAR JOIST

DESIGNERS prefer the universal application of this one steel joist to any floor system whether it be wood, tile, terrazzo or concrete.

BUILDERS like this all-steel joist that holds nails better than wood, requires no form work, eliminates delays and reduces service line installation time.

OWNERS appreciate the earlier occupancy possible, the reduced construction costs and insurance rates. Catalog on request. →



V-BAR JOISTS AND PURLINS • V-STUDS • TRUSSES • LONGSPANS • DECKING

SERVICE IN STEEL CONSTRUCTION

MACOMBER

INCORPORATED
CANTON, OHIO

IN CANADA, SARNIA BRIDGE CO., LIMITED, SARNIA, ONT.
IN MEXICO D. F.—MACOMBER DE MEXICO S. A. CEDRO 500

STANDARDIZED STEEL BUILDING PRODUCTS

THE RECORD REPORTS

(Continued from page 158)



FWA Photo

Immediate construction is scheduled by the FWA for this Federal Office Building and U. S. Court in Nashville, Tenn.

What Hoover Wants for Housing

Architects, along with home builders and material producers, still are scanning closely the month-old Hoover Commission study dealing with housing activities of the federal government. It had already been recommended in the report on Veterans Administration that VA's loan guarantee program, one of the important federal aids to home construction, be transferred to the Housing and Home Finance Agency, further consolidating federal housing functions. Left to VA would be only that part of the plan wherein applying veterans are certified as eligible for loans under the law.

Briefly, the Commission has recommended that on housing:

1. Congress consider establishing one corporation under the government Corporation Control Act of 1945 to take over (a) the public war housing program, (b) the homes conversion program, (c) the veterans' re-use housing program, (d) the subsistence homestead and Greenbelt towns program, and (e) the Defense Homes Corporation.

(All this "to afford the flexibility of management and the simplification of budgeting, accounting and auditing authorized under the Act and thus to expedite liquidation.")

2. The Federal National Mortgage Association be placed under the administration of HHFA.

3. The Office of the Housing Expediter be placed under the administration of the HHFA since the work of the two agencies is closely related.

4. The National Capital Housing Authority be placed directly under the Commissioners of the District of Columbia.

(Continued on page 162)

INTRODUCING

The New and Improved **RUSSELL PATENTED**

"CUSHION-SEAL" **METHOD OF GLAZING** *Thermopane* **PICTURE WINDOWS**



PATENTED THERMOLOK* Closure Frame eliminates expansion, contraction and settlement problems . . . permits wider use of standard stock sizes of Thermopane and other types of dual glazing for picture windows . . . simplifies installation

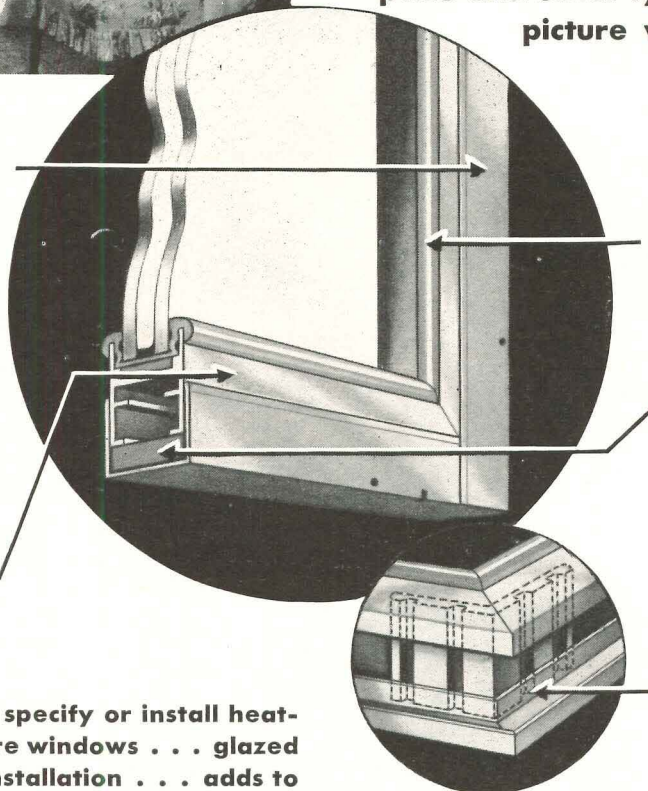
Patented Thermolok Closure Frame

. . . This well-known feature of the famous F. C. Russell Company combination window permits the sash to "float" within the closure frame—provides automatic and continuous adjustment for expansion, contraction and settlement—weatherproofs the entire window opening. Grips the sash securely . . . makes possible perfect installation on "out-of-line" openings. Greater use of standard sizes of picture windows is possible because the "floating" feature provides for variations of up to 1" in width and 1" in height.

Patented Extruded Aluminum Sash

. . . Unique construction provides maximum strength at minimum weight . . . provides insulating, dead-air space within the frame.

Now it is possible for you to specify or install heat-saving, comfort-giving, picture windows . . . glazed in a manner that simplifies installation . . . adds to its beauty . . . assures perfect, lasting satisfaction and performance. » See any F. C. Russell Co. distributor or write direct for details and specifications.



KOROSEAL Cushion . . . Acts as both insulator and shock absorber. Koroseal is molded at sides to provide for expansion and contraction through the thickness of the glass.

Compensating Spacers . . . Used at bottom only. Permit centering of sash within Thermolok Frame. Prevent settling of picture window and maintain a perfect cushioned contact between Koroseal and glass.

Beautiful, Satin-finish Aluminum . . . Harmonizes with any color scheme or architectural design. Beautifies any structure.

Rigid, "Staked" Corners . . . Corner braces are inserted and "staked" to provide maximum rigidity.

©TFCRC *T M. REG. APP. FOR

THE F. C. RUSSELL COMPANY

DEPARTMENT 5-AR59 • CLEVELAND 1, OHIO

World's Largest Manufacturer of Combination Windows

FCR
AN F. C. RUSSELL CO. PRODUCT

(Continued from page 160)

PBA Revises List

The Public Buildings Administration once again has taken its list of future federal building projects down off the shelf and revised it for the benefit of Congress. This move came in connection with hearings on a bill providing \$70 million — \$40 million for site acquisition and a start on planning these structures, and \$30 million for a more immediate program of repairs to federal buildings.

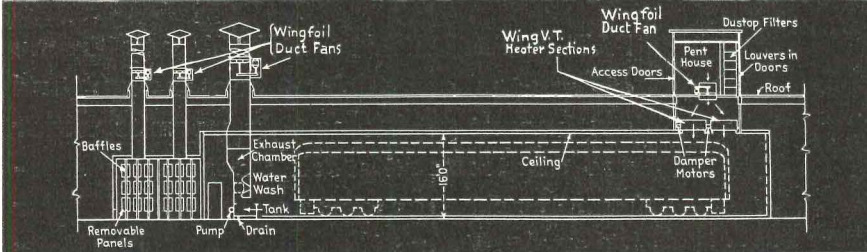

The thing to remember in connection with this PBA list is that its presence on Capitol Hill does not mean that construction of the projects it contains is imminent. There are some 1400 new jobs shown. These were culled from earlier revisions of a list of more than 4000 which PBA first unveiled in 1945, suggesting their construction should go forward some time in the next 20 years or so. The narrower list of 1400, comprising mainly post offices, is in the hands of the public works committees of Congress.

The site acquisition, advance planning and repair bill has passed the Senate. Right now it is given good chances for final approval in the House.

Shorts

- The industry is going to hear more before too long a time on application of the government's yield insurance aids to construction of large housing projects. This matter has been given almost no public attention since Congress put the law through last August. Now at least three large projects are under serious consideration though the Federal Housing Administration, at this writing, had received no formal applications. Teel Williams, a New York developer, was said to be negotiating for the construction of apartments under the yield insurance plan at Riverdale, N. Y. — a project that might run as high as \$12 million in cost. Other groups toying with the idea of building large-scale housing with yield insurance guarantees were the University of Chicago and the Redevelopment Board of Philadelphia.
- The National Labor Relations Board was still somewhat indefinite in its own views on taking jurisdiction over building industry disputes. In a three-to-one decision it dismissed a case involving a

(Continued on page 164)



Making a Paint Shop "Breathe"

At the railroad car paint shops of the Central Railroad of New Jersey at Elizabethport, N. J., fresh air supply, and exhaust of contaminated air are accomplished by means of Wing Straight Line Duct Fans, while the temperature of the air is controlled by means of Wing Variable Temperature Heater Sections.


Two 7½ hp. Wing Straight Line Duct Fans, mounted in a penthouse at the open end of the paint spray shop, supply filtered fresh air at the rate of 45,000 cu. ft. per min. through 4 Wing Variable Temperature Heater Sections, which permit any temperature variation desired.

At the other end of the shop, the contaminated air is thoroughly washed by being drawn through a water curtain by two 15 hp. Wing Straight Line Duct Fans, installed in stacks above the roof, where it is exhausted to atmosphere.

Two 3 hp. Wing Straight Line Duct Fans are also installed in a small parts spray booth.

Reprint of an article describing this installation is available. Write for a copy today.

L. J. Wing Mfg. Co. 151 W. 14th Street, New York 11, N. Y., Factories: Newark, N. J.; Montreal, Can.




Wing Straight Line Duct Fan



Wing Variable Temperature Heater Section



Wing
VENTILATING FANS




SPECIFICATIONS: TROFFERS SHALL BE *Smithcraft*
~~OR EQUAL~~

*there is ~~no~~
equal!*

THERE'S A BOOKLET ENTITLED "ARCHITECTURAL TROFFERS"
THAT TELLS YOU WHY

write *Smithcraft* LIGHTING DIVISION, CHELSEA 50, MASS.



Baldwin Hills Theater for Los Angeles is said to hit new low in construction cost. Designed by architect Louis Eugene Wilson for Fanchon and Marco, building is high and narrow at screen, low and wide at entrance. Occupancy will be May 1st

\$33,000-per-year plastering contractor at Pittsburgh, Pa. This man's operations were found to be sufficiently localized that they did not interfere appreciably with interstate commerce. The five-man board did not agree, however, in the reasons for throwing out the case. The situation brought into focus once more the disagreement between NLRB's general counsel, Robert N. Denham, and the board membership itself over extent of jurisdiction as spelled out in the Taft-Hartley law.



ON THE CALENDAR

Through October 30: Public showing of The House in the Museum Garden, designed by Marcel Breuer (ARCHITECTURAL RECORD, Feb., 1949, p. 24, and this issue, p. 10), Museum of Modern Art, New York City.

May 1-27: Inaugural Exhibitions in the new building, and 26th Annual May Show of works by local artists, The Akron Art Institute, Akron, Ohio.

May 13-14: Annual Meeting, Pennsylvania Society of Architects of the A.I.A., Hershey Hotel, Hershey, Pa.

May 19-21: Southern Conference on Hospital Planning, Buena Vista Hotel, Biloxi, Miss.

June 3-30: Annual Akron Art Institute School Exhibition, Akron Art Institute, Akron, Ohio.

June 9-24: 9th Antique Dealers' Fair, Grosvenor House, London, Eng.

June 14-17: 3rd I-B-R Short Course on Steam and Hot Water Heating Systems, Champaign-Urbana Campus, University of Illinois.

June 19-24: 3rd Annual Store Modernization Show, Grand Central Palace, New York City.

June 20-23: 42nd Annual Meeting, National Association of Building Owners and Managers, Mount Royal Hotel, Montreal, Canada.


June 20-24: Summer General Meeting, American Institute of Electrical Engineers, New Ocean House, Swampscott, Mass.

July 13-15: Summer Convention, American Society of Civil Engineers, Mexico City.

(Continued on page 166)

Win-Dor

(glass venetian windows with hardware by WIN-DOR)



FOR friendly weather and functional interiors...

Only the imagination of the designer limits the adaptation of the Win-Dor System of Jalousie Hardware in an infinite number of beautiful and practical plans for living areas.

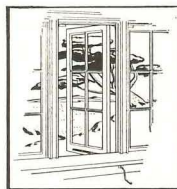
New Use For Glass

Here is the modern method of handling light and air... broadening the architect's scope... a practical solution for the protected outdoor living room with clear or obscure glass slats. Glass louvres are easily and conveniently operated and have integral weatherstripping.

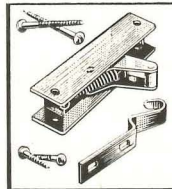
Indoor Jalousie Benefits

In temperate climates where summer is most keenly enjoyed, Win-Dor Jalousies and Jalousie doors supplant solid partitioning with ventilated walls and doors. Positive operating control. The same superior mechanical system also available for Jalousie windows and doors with wood slats.

See the WIN-DOR Catalog in Sweet's ^{18F}/₁ and write us



Good wood casements again available, are most efficient with WIN-DOR Casement Hardware.



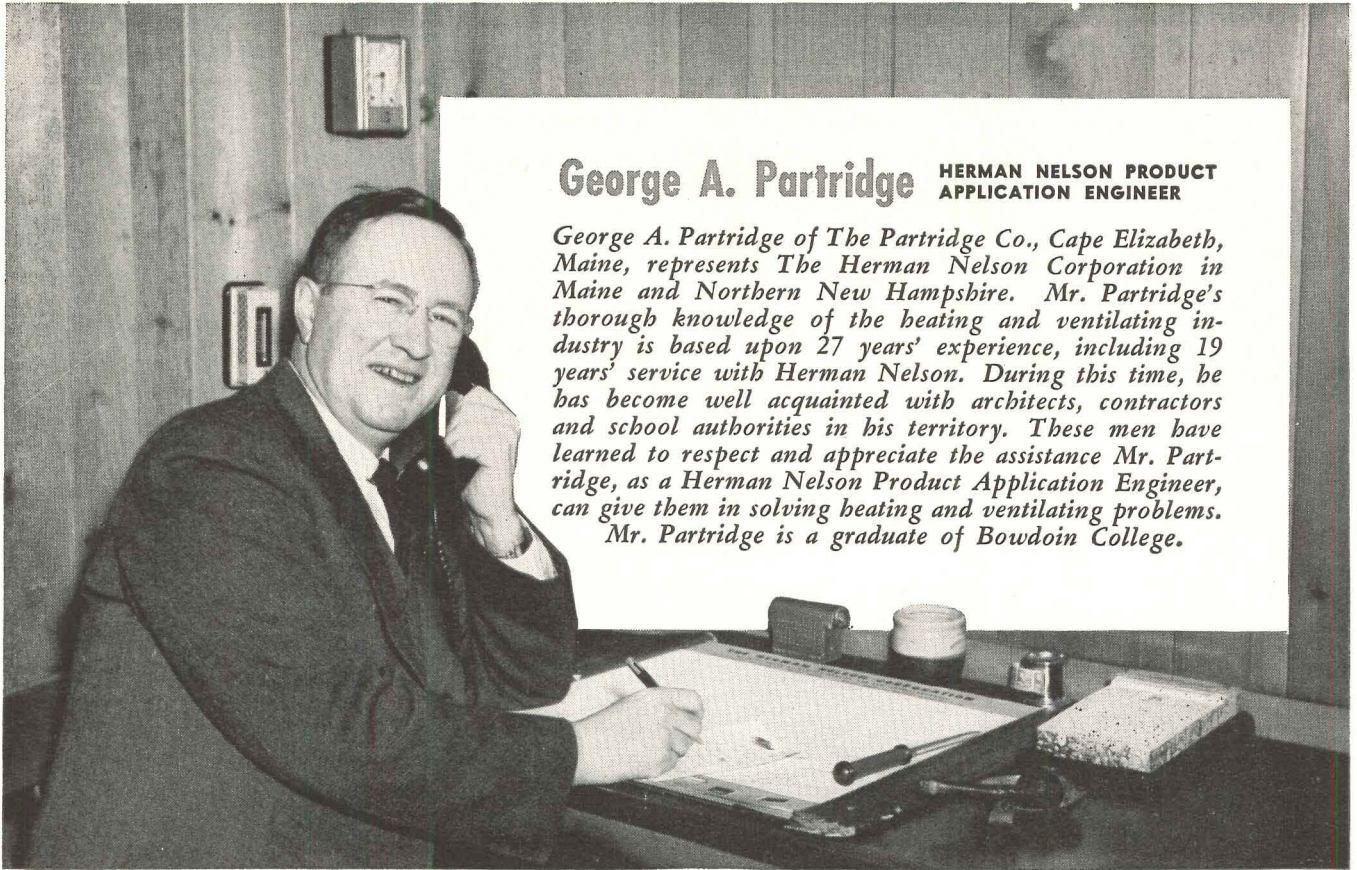
Automatic door closing is at its best with the "automatic hand"—the WIN-DOR Snugger.



CASEMENT HARDWARE CO. • 406 N. Wood St., Chicago 22, Ill., Dept. J
Gentlemen:

I would be interested in receiving detailed information on the following:
Win-Dor Jalousie Hardware Win-Dor Casement Hardware
Win-Dor Snuggers

Name.....
Title.....
Address.....
City..... Zone..... State.....



George A. Partridge HERMAN NELSON PRODUCT APPLICATION ENGINEER

George A. Partridge of The Partridge Co., Cape Elizabeth, Maine, represents The Herman Nelson Corporation in Maine and Northern New Hampshire. Mr. Partridge's thorough knowledge of the heating and ventilating industry is based upon 27 years' experience, including 19 years' service with Herman Nelson. During this time, he has become well acquainted with architects, contractors and school authorities in his territory. These men have learned to respect and appreciate the assistance Mr. Partridge, as a Herman Nelson Product Application Engineer, can give them in solving heating and ventilating problems. Mr. Partridge is a graduate of Bowdoin College.

READY TO SUPPLY YOU quickly with quality products . . . anxious to assist you with their practical, down-to-earth knowledge in the solution of heating and ventilating problems . . . are more than 75 Herman Nelson Product Application Engineers like George A. Partridge.

Theirs is more than a mere selling job. Whether your heating or ventilating problem calls for unit heaters, unit ventilators, propeller fans or centrifugal fans, you'll find that the nearest Herman Nelson Product Application Engineer knows exactly how they should be installed to provide the most efficient operation with maximum economy. He'll furnish you with concise, easy-to-use engineering data and specifications. He regards it as his duty to see that your customers enjoy the results they have a right to expect from Herman Nelson products.

More than 200 carefully selected Distributors and Stocking Jobbers, with personnel trained in the application, installation and servicing of our products, work closely with Herman Nelson Branch Offices and Product Application Engineers all over America. This nation-wide organization stands behind Herman Nelson Heating and Ventilating Products . . . recognized for their superiority for nearly half a century.



THE HERMAN NELSON CORPORATION
 Since 1906 Manufacturers of Quality Heating and Ventilating Equipment
MOLINE, ILLINOIS



Architectural editor Katharine Morrow Ford, and the jury of five architects view winning designs in House & Garden's 1948 Regional Awards Program. Left to right: Marcel Breuer, New York; Fred MacKie, Houston; Eero Saarinen, Bloomfield Hills, Mich.; Harwell Hamilton Harris, Los Angeles; Mrs. Ford; Joseph Hudnut, Dean, Harvard Graduate School of Design, chairman of the competition jury

for HIGH quality LOW cost floors—



Years of research by Uvalde Rock Asphalt Company lie behind this beautiful, durable, high-quality tile. The result is a resilient tile that is *very* resistant to denting and marring... a wide range of *fine colors* that won't fade or wear... a flooring that is *highly resistant* to grease, alkali, alcohol and mild acid solutions. Azphlex is *ideal* for use over concrete slab as well as wood sub-floors.

Architect's rendering above shows the type of floor for which the new Azphlex Asphalt Tile is so well suited. Its high quality and superiority have been proved in many similar installations.

See our catalog in Sweet's Architectural for complete information, colors, and specifications... ask your Azphlex-Azrock dealer to show you samples.

UVALDE ROCK ASPHALT CO.

Makers of AZROCK and AZPHLEX Asphalt Tile

FROST BANK BLDG.

SAN ANTONIO, TEXAS



AWARD WINNERS NAMED

H. & G.'s Regional Awards

Contestants from 37 states competed for House & Garden's 1948 Regional Awards in Architecture, with cash prizes totaling \$2800. The awards were offered in four geographical sectors (South, East, Midwest and West) for houses considered the best expression of each region.

In the South, houses designed by the firm of Ralph S. Twitchell, Architect, and Paul M. Rudolph, Associate, of Sarasota, Fla., received three awards — first and second prizes, and an honorable mention. Further honorable mentions were given to: W. Danforth Compton of Cambridge, Mass., for a house in Kentucky; and Arthur Fehr and Charles Granger of Austin, Texas.

First prize in the East was won by William N. Breger and Stanley R. Salzman of New York. Second prize, plus two honorable mentions, went to Carl Koch, Architect, & Associates of Belmont, Mass. David Fried of Boston, Mass., also received an honorable mention.

Wischmeyer & Lorenz of St. Louis, Mo., received the first prize, and Max G. Mercer of Yellow Springs, Ohio, the second prize in the Midwest. Honorable mention in that region was given to Hamilton and Graham of Muncie, Ind.

In the West, first prize went to Carl Louis Maston of Beverly Hills, Calif., and second prize to William F. Hempel of Palo Alto, Calif. Honorable mentions were won by: Chiarelli & Kirk, Seattle, Wash.; J. R. Davidson, Los Angeles, Calif.; and Richard J. Neutra, Los Angeles.

Joseph Hudnut, Dean of the Graduate School of Design at Harvard University, headed the jury for the competition. Serving with him were Architects Marcel Breuer, Harwell Hamilton Harris, Fred MacKie, Jr., and Eero Saarinen.

Contemporary Architecture

In connection with the exhibition of contemporary architecture held recently by the Art Alliance of Philadelphia, the Philadelphia Chapter of the A.I.A. held a competition open only to architects in Philadelphia. Winner was Vincent G. Kling, who received the Chapter Medal for his design of "Peaslee Beach House," Mantoloking, N. J. First honorable mention went to Arthur B. White, for a house in suburban Philadelphia, and second honorable mention to Medalist

(Continued on page 168)

Get

THE MOST FROM LIGHT....

WITH PITTSBURGH PERMAFLECTOR LIGHTING EQUIPMENT

Maintain your creative freedom with Pittsburgh Permaflector Lighting Equipment . . . the line made in modules of related units that may be combined to form the design patterns, illuminating effects and foot-candle levels required to do an outstanding job. "Standard" Pittsburgh Permaflector Fluorescent and Incandescent Units give "the light you want where you want it" efficiently and economically.

"A PERMAFLECTOR PORTRAIT"

NETBOY'S - Evanston, Ill.

S. H. Morris & Associates - Architects



FOR MORE KNOW-HOW ON
"CUSTOM LIGHTING" WITH
STANDARD EQUIPMENT

Write for Catalogs 48 and 46
which give application ideas, de-
scriptions, specifications and other
data about flexible Pittsburgh
Permaflector Lighting Equipment.

PITTSBURGH REFLECTOR COMPANY

402 OLIVER BUILDING • PITTSBURGH 22, PENNSYLVANIA

MANUFACTURERS OF FLUORESCENT & INCANDESCENT LIGHTING EQUIPMENT

Permaflector Lighting Engineers in All Principal Cities

PITTSBURGH PERMAFLECTOR LIGHTING EQUIPMENT IS DISTRIBUTED BY BETTER ELECTRICAL WHOLESALERS EVERYWHERE



New art supply store for Arthur Brown & Bro., Inc., in New York City, includes exhibit room and lecture theater. Front is all glass for display. Thomas Sapolsky and Kassel S. Slobodien, Architects

Kling for his design of laboratory buildings for the Institute for Cancer Research, Philadelphia.

HOW TO INVEST IN TOMORROW



Tomorrow will prove the worth of the buildings you create today . . . and the roof you specify plays a vital part in proving that worth.

A roof of Bird Master-Bilt Shingles is an investment worthy of your best building design. It is a roof that not only armors and protects; it adds inimitable beauty and texture in both design and rich color, for Bird Master-Bilt Shingles are available in a wide range of colors and blends, in more variety than is found in any other roofing material.

Bird experience since 1795 is reflected in the narrow cut-outs, the heavy shadowlines, the fire resistance, the thick-butt construction . . . the balanced composition and quality of Bird Master-Bilt Shingles. Every material is processed by Bird . . . that's why Master-Bilts are an investment in tomorrow: they're first quality, uniform high quality today. Write us today for full information about Master-Bilt and Master-Bilt Weather-Tex designs. Bird & Son, inc., 13 High Street, East Walpole, Massachusetts.

East Walpole, Massachusetts
New York



Shreveport, Louisiana
Chicago



BIRD *Master-Bilt* **SHINGLES**

The Art Alliance Medal for the best example of contemporary architecture by an architect other than a Philadelphian was awarded to William A. Ganster and the offices of W. L. Pereira of Waukegan, Ill., for their design of the Lake County Tuberculosis Sanatorium, Waukegan. First and second honorable mentions were awarded respectively to Burnham Hoyt of Denver, Colo., for the Red Rocks Amphitheater, Denver, and Pietro Belluschi of Portland, Ore., for the Equitable Savings and Loan Building, Portland.

New York A.I.A. Chapter Medal

Louis Skidmore, senior partner in the architectural firm of Skidmore, Owings & Merrill, has been awarded the Medal of Honor of the New York Chapter, A.I.A., for distinguished architectural achievement and high professional standing.

Taliesin Fellowship

A two-year fellowship to study at the Frank Lloyd Wright Foundation, Taliesin, Spring Green, Wis., has been awarded to Bodil Hammergaard of Copenhagen, Denmark. She is a graduate of the Technical University of Denmark.

Rome Fellowships Awarded

The American Academy in Rome has announced the awarding of one-year Rome Prize Fellowships in architecture to Spero Paul Daltas of St. Paul, Minn., and Henri V. Jova of Newburgh, N. Y. Mr. Daltas holds a B. Arch. from the University of Minnesota and an M. Arch. from Massachusetts Institute of Technology. Mr. Jova will receive his B. Arch. from Cornell in June.

AT THE COLLEGES

New Curriculum at Cornell

A new four-year course of study leading to the degree of Bachelor of Science in land planning will be introduced next fall in the College of Architecture at Cornell University in place of the five-year course in landscape architecture which will be discontinued.

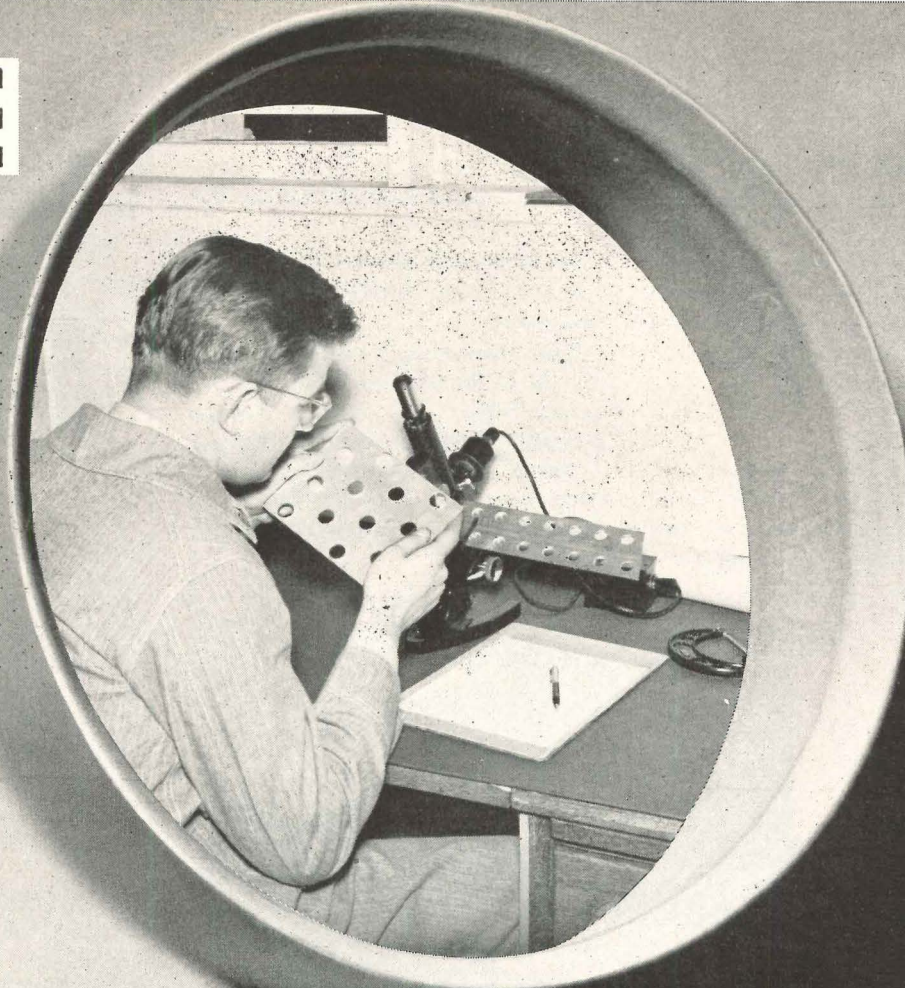
The program is designed primarily as a preparatory course for post-graduate specialization in landscape architecture or city and regional planning.

Schweikher & Elting Exhibit

The work of Schweikher & Elting, Chicago architectural firm, was the subject of a special exhibition at the Goodspeed Hall galleries on the University of

(Continued on page 170)

TRANE



Orifice of a coil fin, magnified seven diameters to show perfection of design . . . Background: A "finspector".

There's more to this hole than meets the eye

This turtle-necked porthole is a king-sized view of the tube hole in a Trane coil fin. A coil of average size has about *ten thousand* of these holes in it, and the holes are, by far, the most important factor in the design of a successful heat exchanger.

In fabricating a coil, fins are aligned, tubes inserted through the orifices, and expanded into a perfect, permanent, solderless mechanical bond with the shoulder of the orifice. Note in the illustration (enlarged from an *unretouched* photograph) how the shoulder has been designed for its job—broad, flat and smooth.


Note, too, the perfectly formed belled collar—free from cracks and irregularities. This collar contacts the adjacent fin, bracing it and establishing the spacing uniformity that is essential for uniform coil performance.

Design features such as these explain why expansion or contraction in service do not reduce the efficiency of Trane coils. And since these coils are integral parts of most Trane heating and air conditioning products, the care with which they are constructed reflects the whole system of Trane precision engineering. Investigate through the Trane sales office in your area.

THE TRANE COMPANY . . . LA CROSSE, WIS.

Manufacturing Engineers of Heating, Ventilating and Air Conditioning Equipment—Unit Heaters, Convector-radiators, Heating and Cooling Coils, Fans, Compressors, Air Conditioners, Unit Ventilators, Special Heat Exchange Equipment, Steam and Hot Water Heating Specialties . . . IN CANADA, TRANE COMPANY OF CANADA, LTD., TORONTO.

Trane heating and cooling coils are available in a huge array of sizes, styles, and types. Shown here: 1. Type SDS, the non-freeze heating coil with famous Trane Kinetic Orifices; 2. Type R cleanable cooling coil with removable headers; 3. Type OS cooling coil with drainable tubes; 4. Type DE coil for direct expansion refrigerants with exclusive Trane equalizing distributors; 5. Type E, versatile all-around heating coil



Chicago campus last month. The exhibition included 25 houses and several institutional buildings designed by the firm. It was presented by the University Renaissance Society.

Appointments

Philip M. Klutznick, president of American Community Builders, Inc., and formerly commissioner of the FPHA, has been named to the advisory

board of the Institute for Urban Land Use and Housing Studies at Columbia University.

Four appointments have been made recently to the teaching staff of the Art Center School, Los Angeles: George Hoynigen-Huene, to the Photo School; Audubon Tyler, to teach drawing and story composition; Sterling Leach and Mary Sheridan to the Industrial Design Department.






Architects: Polhemus & Coffin

Here's
Why...

CABOT'S COLLOPAKES

Make Satisfied Clients



Cabot's Gloss Collopakes are house paints of the finest quality. The patented Collopaking process reduces pure pigments to particles 100-1000 times as fine as in ordinary paints. As a result, Cabot's Collopakes flow together to produce a porcelain-smooth surface which shows no brush marks and resists the elements for years. And because only absolutely pure pigments — *no fillers or adulterants* — are used, the colors in Cabot's Collopakes *stay* fresh-looking and bright, even after long exposure.

Write today for Color Cards and complete information.

Note: Many of our thirty-two colors are unique . . . obtainable from no other source — another reason why Cabot's Collopakes make satisfied clients.

Samuel Cabot, Inc.

522 Oliver Bldg., Boston 9, Mass.

New York — Minneapolis — Chicago

OFFICE NOTES

Offices Opened, Reopened

The firm of Bliss & Hurt, Trudell & Berger, Associated Architects, has announced the opening of offices at 717 Market St., San Francisco 3, Calif. The firm is successor to the office of Bliss & Faville-Bliss & Fairweather.

Alex Danin has opened an office for the practice of architecture at 1837 Victory Blvd., Staten Island, N. Y.

Howard F. Fetters has announced the opening of an office at 313 S. State St., Ann Arbor, Mich., to be known as Howard F. Fetters, Consulting Engineer. The branch office of the company, located at 336½ Huron Ave., Port Huron, Mich., will continue under the direction of Henry Lumsden, Manager.

Charles S. Lindsay and Carl F. Maples have announced formation of the firm of Lindsay and Maples, Architects, with offices at 623 W. Hill Ave., Knoxville, Tenn.

Joseph Miller, Architect, has opened an office for the general practice of architecture at 1112 Thirteenth St., N.W., Washington 5, D. C.

Fay R. Spangler, Architect, has recently opened an office in the Anglo Bank Bldg., Fresno, Calif.

Matthew E. Trudelle, Architect, has opened an office in the Arizona Title Bldg., 128 N. First Ave., Phoenix, Ariz.

New Addresses

The following new addresses have been announced:

Louis G. Hesselden, A.I.A., Room 214 El Cortez, 323 S. 3rd St., Albuquerque, New Mexico.

Jester and Brukin, Store Designers and Planners (Stuart W. Jester, Merchandise Engineer, and Adolph Brukin, Architect), 44 W. 56th St., New York.

Ervin Katona, A.R.I.B.A., Chartered Architect, 23 Old Burlington St., London, W. 1, England.

Kelly & Gruzen, Architects-Engineers, New York office, 80 Fifth Ave., New York 11, N. Y.


Lehmann & Dey, Registered Architects, 803 United Office Bldg., 2012 W. 25th St., Cleveland 13, Ohio.

William G. Lyles, Bissett, Carlisle & Wolff, Architects (William G. Lyles, T. J. Bissett, William A. Carlisle and Louis M. Wolff, all A.I.A., and Associates R. Emory Holroyd, A.I.A., and I. Maynard Pearlstine), 1321 Bull St., Columbia, S. C.

Dudley E. Soper, Architect, 201 E. 56th St., New York 22, N. Y.

(Continued on page 172)

**NOW LAWSON
BATHROOM CABINETS
BONDERIZED
AFTER FORMING!**



BONDERIZED *AFTER FORMING* is an important new feature added to all Lawson Bathroom Cabinets! The bonderizing process is applied *AFTER* all shearing, drilling and forming is completed. It provides 100% BONDERIZED protection against rust and corrosion . . . assures longer life for all Lawson Cabinets!

AND . . . Lawson Cabinets, BONDERIZED *AFTER FORMING*, cost no more!

ARCHITECTS SPECIFY
LAWSON BATHROOM CABINETS . . .

BECAUSE they have:
one-piece drawn steel body, stainless steel hinge and shelf supports, first-quality mirror . . . and now, they are BONDERIZED *AFTER FORMING*!

Write today for catalog of bathroom cabinets and chrome accessories.

WORLD'S LARGEST BUILDERS
OF BATHROOM CABINETS


THE F. H. LAWSON CO.

824 EVANS ST.,
CINCINNATI 4, O.



133 YEARS

TTTT
BARBER
COLMAN
TTTT



venturi-flo CEILING
OUTLETS

uni-flo SUPPLY GRILLES and
RETURN AIR REGISTERS

WERE SELECTED FOR INSTALLATION IN THE

**GENERAL PETROLEUM
OFFICE BUILDING**

BARBER-COLMAN Air Distribution Products were selected for use in this outstanding Los Angeles building after careful analysis and study by the owner, architect, and mechanical engineer. The study showed superior flow characteristics, more rapid diffusion, higher aspirating efficiency, use of greater temperature differential, minimum pressure drop, and lower noise level than other units considered. There are over 700 VENTURI-FLO Ceiling Outlets throughout the building offices, and a large number of UNI-FLO supply grilles and return air registers in the halls and rest rooms.

VENTURI-FLO CEILING OUTLET IN OFFICE

ARCHITECT
Wurdeman & Becket
3757 Wilshire, Los Angeles

MECHANICAL ENGINEER
Ralph E. Phillips
600 St. Paul Ave., Los Angeles

AIR CONDITIONING
CONTRACTING ENGINEERS
W. S. Kilpatrick Co.
1100 E. 33rd St., Los Angeles




BARBER-COLMAN COMPANY
1232 ROCK STREET • ROCKFORD, ILLINOIS

Architects Hold Assembly

Last year's record volume of construction is proof that Canada occupies an important place in world economy, President A. J. Hazelgrove told delegates attending the recent annual assembly of the Royal Institute of Canada at Niagara Falls. This building activity is more than a boom, he declared. It is a sign of the "awakening of the

great potential of Canada after years of retarded development."

Mr. Hazelgrove, who comes from Ottawa, was re-elected president for 1949. Other officers elected include Murray Brown, Toronto, 1st vice-president; H. H. Simmonds, Vancouver, 2nd vice-president; James H. Craig, Toronto, honorary secretary, and J. Roxburgh Smith, Montreal, honorary treasurer.



Rendering of cooperative apartment building for North Vancouver, B. C., which is to have 14 suites, the majority of which will have two bedrooms. William K. Knoppe is the architect for the new project

ARCHITECTS

SPECIFY Amtico

THE BEST IN RUBBER FLOORING

- ✓ for *QUALITY* and *DURABILITY* — backed by over 30 years' experience in the manufacture of rubber floors. There are thousands of installations throughout the country, in public buildings and private homes, to testify to its long life.
- ✓ for *APPEARANCE* and *BEAUTY* — 20 adaptable colors offer unlimited design possibilities. Easy-to-clean Amtico keeps its new look with a minimum of care.
- ✓ for *COMFORT* and *QUIET* — the natural resilience of rubber makes the perfect floor to absorb shock, soften noise and lessen fatigue.
- ✓ for *PRICE* — with all its luxury look Amtico is still moderately priced. Its exceptional long life and low-cost maintenance, plus the fact that periodic refinishing is unnecessary, make it acceptable for even budget installations.
- ✓ Let us send you free samples and complete information about modern Amtico Rubber Flooring for your files.

Amtico
RUBBER FLOORING
 The finest in rubber flooring
 for over 30 years.
AMERICAN TILE & RUBBER COMPANY
 Trenton 2, New Jersey

AMERICAN TILE & RUBBER COMPANY
 Perrine Avenue, Trenton 2, N. J.

Please send me, free of charge, samples and complete information about Amtico Rubber Flooring.

Name.....

Address.....

City.....State.....

Court Reverses Nail Decision

The \$3000 fine imposed by a magistrate on a North York lumber dealer for selling nails at an "unreasonable and unjust" price (ARCHITECTURAL RECORD, Aug., 1948) has been squashed by the Ontario Supreme Court. The justices took the view that circumstances of supply and demand should be considered in determining the fairness of the price charged and that the accused was entitled to a generous interpretation of their hearing on his case.

The decision is expected to have far-reaching effects. For instance, the Dominion Government will shortly submit its Transitional Measures Act, which incorporates 12 orders-in-council keeping alive the remnants of wartime controls, to Parliament for extension for another year. Sections of the Act providing for prosecutions for unreasonable and unjust prices in any line of goods probably will be dropped. Provision may be made only for the continuation and enforcement of price ceilings now in effect on certain designated commodities.

C.M.H.C. Exhibition on Way

Central Mortgage & Housing Corporation's traveling housing display will make its first public appearance at the House Builders' Exhibition at Winnipeg, April 25-30. Emphasizing good design and construction, the exhibit is built around 10 colorful scale house models illustrating acceptable standards for National Housing Act financing.

Residents of Toronto will see the display as a feature of the National Home Show to be held in the Horticultural Building, Exhibition Park, May 20-28. It will also be on view at summer exhibitions in Calgary, Edmonton, Saskatoon, Regina and London.

(Continued on page 174)

DOOR CLOSERS BY *LCN*

CLOSERS CONCEALED IN FLOOR


ILLINOIS BELL TELEPHONE COMPANY, LONG DISTANCE BUILDING, CHICAGO

LCN CATALOG II-E ON REQUEST




Holabird & Root & Burgee, Architects

LCN CLOSERS, INC., 466 WEST SUPERIOR STREET, CHICAGO, 10, ILLINOIS



Models of new aluminum house similar to photo and plan (left and below) on show at five main Eaton stores in Canada. In conjunction with the Aluminum Company of Canada and T. Eaton Co. Ltd., Canadian Homes & Gardens is promoting house to help solve housing problem of middle income group. Aluminum used in siding, windows, roofing, insulation. Fetherstonhaugh, Durnford, Bolton and Chadwick; H. M. Kippax, architects

Provides top efficiency with true economy!



Kewaunee
HOSPITAL FURNITURE

● Kewaunee Hospital Casework, Cabinets and Laboratory Furniture are scientifically designed to give you top efficiency and time-saving convenience. Built completely in our plants, Kewaunee's high standards, plus production-line manufacturing, assure custom quality at lower cost.


Kewaunee Metal Furniture is Bonderized for protection against rusting and chipping. Hospital Laboratory table tops and working surfaces are of KemROCK for resistance to acids, alkalis, solvents, abrasion and ordinary physical shocks.

You are invited to consult Kewaunee's Hospital Engineering and Planning Service without cost or obligation.

C. G. CAMPBELL, President

Representatives in Principal Cities

KEWAUNEE MFG. CO., 5046 S. Center St., Adrian, Mich.



Contract Awards Compared

Construction contract awards steadied themselves in U. S. in January, but did not pause in their phenomenal rise in Canada:

	Awards (millions)	% change from Jan. '48	% change from Dec. '48
United States	\$1,261	+9	-9
Canada	73	+113	+30

The current hesitation in U. S. business may ultimately be reflected here. Our economic cycle usually runs 3 to 6 months behind that of our southern neighbor. But, even if a sustained downward trend should set in, its adverse effect might be mitigated. We'll be in the middle of our biggest building season by the time it reaches Canada. At any rate, there's little evidence of worry on the part of construction men. Why should there be with figures like these from MacLean Building Reports:

	Awards (millions)	% change from Jan. '48	% change from Dec. '48
Residential	\$30.3	+102	+70
Commercial and Institutional	18.1	+71	-50
Industrial	9.2	+53	+104
Engineering	15.1	+504	+132




Total 72.8 +113 +30
(Continued on page 176)

for
visible
beauty
...for
insulation
unseen



Aluminum Statue of Eros, by Sir Alfred Gilbert, in Piccadilly Circus, London. Erected 1893.

aluminum



Aluminum was pure ornamentation in 1893. Today, its *usefulness* is virtually unlimited. As an insulating material, for instance, aluminum offers almost exclusive ability to reflect radiant heat, and assures exceptional freedom from condensation. These were prime reasons why Reynolds Reflective Insulation was specified for the 312-family Redfield Village Development in Metuchen, N. J.

In addition, Reynolds Reflective Insulation is light in weight, odorless and embodies aluminum's rustproof permanence. It makes a fast, clean, economical installation that *stays in place*. It meets F.H.A. requirements. (Redfield Village Specification: Reynolds Reflective Insulation, Type B, foil laminated to both sides of tough Kraft paper. Bowed between studs, providing two air spaces, sidewall conductance is 0.13. Between floor joists over unheated area, overall coefficient is 0.10.)

Reynolds, whose entry into aluminum production started the industry toward its present expansion, is developing both the design and the functional qualities of this material. New embossing facilities have created unusually attractive surface textures in Reynolds *Lifetime* Aluminum Roofing and Siding, Gutters and Downspouts. Reynolds Aluminum Windows offer superior engineering features in all residential casement, fixed and picture types. Reynolds also offers a variety of Architectural Shapes. For descriptive literature in A.I.A. file form, please write:

Reynolds Metals Company,
Building Products Division,
Louisville 1, Ky., offices in 32 principal cities.

REYNOLDS *Lifetime* ALUMINUM

IF YOU SEE RUST
YOU KNOW IT'S NOT
ALUMINUM



REYNOLDS
Lifetime ALUMINUM
BUILDING PRODUCTS

Redfield Village, Metuchen, N. J.
Architect: Erwin Gerber • Insulation engineers and
contractors: The Fireproof Products Co., Inc., New York.
Exterior walls and crawl spaces insulated
with Reynolds Reflective Insulation.*

1949 Holds Bright Promise

Investors, public and private, are expected to pour \$3.3 billion into new construction and machinery in 1949, according to a forecast made by the Economic Research & Development Branch, Department of Trade & Commerce.

The Branch points out that this represents a dollar increase of 8 per cent over 1948. But volume, which last year

amounted to one-fifth of our gross national product, will rise only slightly due to a 7 per cent advance in prices. It's stated that inflationary pressures will be relieved by greater availability of labor and materials in 1949. (For report on a comparison forecast regarding the supply of building materials see next news item.)

Of the \$3.3 billion, about \$1.3 billion will be spent on new machinery and

equipment. The remaining \$2 billion will go for new construction. Here's a breakdown by categories:

	New capital expenditure (millions)
Business	\$ 696
Institutions	178
Housing	741
Direct government	371
Total	\$1986

In addition, repairs and maintenance will probably take another \$1.5 billion, or 4 per cent more than the dollar outlay for the same purpose last year.

There's no reason to believe that the brightness of the economic picture painted by this forecast is exaggerated. Similar forecasts made in 1947 and 1948 were almost 100 per cent accurate. Our present prosperity, which some Cassandra's say can be pricked like a balloon, may turn out to have a hide more like that of a cannon ball.

Material Output Seen High

Will our building material resources be strained in 1949? No, answers a forecast prepared by the Economic Research & Development Branch, Department of Trade & Commerce. The forecast deals with 30 building materials, as well as primary items such as iron, steel and lumber.


"If manufacturers' intentions are realized," declares the Branch, "supply should be substantially greater and more balanced than in 1948. Large production gains are expected for enameled sanitary ware, heating equipment and cement which were most consistently short. The anticipated small improvement in supply of iron and steel may also be reflected in domestic production of machinery and equipment."

Increased output is looked for in 21 of the 30 materials surveyed. Only two — electric water heaters and rock wool batts — will be up 20 per cent or more, but nine, including cement, concrete brick and blocks, bulk rock wool, asphalt shingles, bathtubs, sinks, wash basins, furnaces and rigid insulating boards, will gain 10 to 20 per cent. Cast iron soil pipe and radiators will likely be hiked 5 to 10 per cent, but the shortage of steel pipe and nails is expected to continue.


Garages To Be Made Longer

Add to the factors influencing residential architecture the new, elongated look in motor cars. Recognizing the

(Continued on page 178)



newest complete data
on
STEEL ROLLING DOORS
for every need



SAVINGWAYS
in
DOORWAYS

KINNEAR
ROLLING DOORS

Complete information on smooth-working, space-saving doors for every need is at your fingertips in this new catalog. The easy upward action of Kinnear Rolling Doors brings time-saving efficiency to any doorway. The strong, all-metal, interlocking slat curtain opens completely out

of the way, safe from damage . . . provides extra safety against fire, wind and intrusion when closed. Any size; motor or manual control. Full data on sectional-type upward acting doors is also included. If you haven't a Kinnear catalog for quick reference now, send for free copy of this latest issue.

THE KINNEAR MANUFACTURING COMPANY

1860-80 Fields Ave. Columbus 16, Ohio Factories 1742 Yosemite Avenue San Francisco 24, Calif.

Offices and Agents in all principal cities



Designed in PLASTER to last a lifetime

Architects Emery Roth & Sons chose plaster applied by the Morell Plastering Company for New York's White Turkey Restaurant, in the 300 East 57th Street Apartment Building. This new building was recently winner of an award from the New York chapter, A. I. A., for apartment houses of more than six stories.

Plaster is perfectly adapted to traditional or modern interiors... is easily and economically maintained... will last the lifetime of the building.



United States Gypsum

For Building • For Industry

Gypsum • Lime • Steel • Insulation • Roofing • Paint

current trend in automobile design, Central Mortgage and Housing Corporation has stepped up requirements for garages built with houses financed under the National Housing Act. After March 31 they must have a minimum inside length of 20 ft. instead of the formerly acceptable 18 ft. Minimum inside width of 10 ft. remains unchanged.

Other revisions in the NHA building standards call for increasing the mini-

mum frontage of lots for single family dwellings from 33 to 40 ft., except in built-up areas, and for minimum side-yard widths of 4 ft. for bungalows and 6 ft. for one and a half and two story houses. In apartment buildings, standard kitchens with direct natural light and ventilation must be provided for all dwelling units containing two or more bedrooms. Kitchenettes or kitchen alcoves may be employed for units having

no bedrooms or only one bedroom. The alcove must open off either a living or dining space and have a minimum floor area of 40 sq. ft. with a depth not exceeding the width of the open side.


Threat to Municipal Autonomy?

Property owners have long felt they bear a disproportionate share of the cost of operating our cities and towns. But giving them tax relief would compel municipalities to face the alternative of imposing "nuisance" taxes or seeking provincial grants.

This fact was pointed out recently by Eric Hardy, director of the Bureau of Municipal Research, in an address to the Financial Statisticians' Association. He went on to say that the efficient performance of local services is the great bulwark of municipal autonomy. Passing on of the cost of these services to the ratepayers is in accordance with the time-honored principle of holding the spender of public money responsible for its collection. If provincial aid were to be forthcoming, the government would specify where, when and how its funds would be spent. The municipalities would find themselves no longer masters in their own houses, and the ratepayers' control over local affairs would be substantially weakened.

The question to be faced by cities and towns seems to be, "Is the price of outside aid worth the loss of our autonomy?" Surely nuisance taxes, however repugnant, would be preferable. One thing certain: the property owners demand relief.

(Continued on page 180)



Cafeteria Union Building Michigan State College Architect: Ralph Calder, Detroit

where thousands dine at Michigan State College

● A summer's vacation period was all that was necessary for Van to equip the new enlarged Union Building Food Service Department.

● Collaborating with the Architect and Engineers, Van Kitchen Engineers designed the most modern cafeteria and kitchen including the latest in sanitary requirements.



Dish Washing Department—Union Building

● Van Engineers are available to assist on any food service problem.

The John Van Range Co.


EQUIPMENT FOR THE PREPARATION AND SERVING OF FOOD

DIVISION OF THE EDWARDS MANUFACTURING CO.

Branches in Principal Cities

429 CULVERT STREET

CINCINNATI 2, OHIO



\$10,000,000 head office for the Bank of Nova Scotia, Toronto, will have 25 floors. Mathers and Haldenby; and Beck and Eadie are the architects

ANNOUNCING

Improved daylight control
for severe sun exposures
with special

PRISMATIC GLASS BLOCK



A NEW SUNSHINE prismatic block with a new standard of brightness performance is now available for use in unusually bright sun exposures. It reduces panel brightness below the best previous performance, yet it maintains a surprisingly high level of task brightness. The result is the lowest brightness ratio yet produced between fenestration and task.

Through better light distribution, this new block narrows the spread between panel brightness and task brightness. It also narrows the spread between minimum task brightness under an overcast sky and maximum panel brightness under severe sun exposure.

When used in the standard Insulux Fenestration shown at right and lighted by a 500-foot-candle overcast sky (an average overcast day), it provides an average task brightness in a typical school classroom of 21 foot-lamberts, or an average task illumination of 30 foot-candles.

This block is called Insulux No. 352. It does not replace the No. 351 block, millions of which are now in use in the Insulux Light Directional Fenestration. Instead it answers a demand from school administrators, architects and illuminating engineers for a fenestration of still lower brightness ratio for certain severe sun exposures.

Ideal for southern California, the southwest and the Rocky Mountain states where illumination levels are higher and hours of sunshine are longer, this new block has the same appearance as the No. 351 (except for lower brightness). It can be used in the same building with the No. 351. For schools and other buildings oriented with the compass it can be used on the west and south with the 351 on the east and north, if the architect so desires, or on the east, south and west with the No. 351 on the north. For classrooms not oriented with the compass, it is ideal for southeast and southwest exposures.



INSULUX
GLASS BLOCK®

**AMERICAN STRUCTURAL PRODUCTS
COMPANY**

Subsidiary of
OWENS-ILLINOIS GLASS COMPANY

**SEND COUPON
NOW**

American Structural Products Company
P.O. Box 1035, Dept. F-22
Toledo 1, Ohio

Gentlemen:

Please send revised copy of "Daylight in School Classrooms", showing performance of the new No. 352 Glass Block in classroom fenestration.

Name _____

Address _____

City _____ County _____ State _____

Wages Shade Living Cost

Since 1939, wage rates in the building trades have increased on the average nearly 20 per cent more than the cost of living in cities for which data is available. This statement, made by R. G. Johnson, general manager, Canadian Construction Association, is based on information supplied by builders' exchanges in eight representative centers: Vancouver, Edmonton, Saskatoon, Winnipeg, To-

ronto, Montreal, St. John and Halifax. The survey covered bricklayers, carpenters, cement finishers, electricians, hod carriers, hoisting engineers, skilled and unskilled labor, and lathers. It reveals that Toronto wage rates are the highest in the country in the majority of trades with Vancouver a close second. Maritime and Quebec rates are generally lower than the average for the rest of Canada.

Mr. Johnson explains, "Wage rate statistics alone do not fully reflect the rise in construction workers' incomes. The increase since 1939 due to more continuous employment, upgrading, overtime, etc., is considerably more than the percentage increases in wage rates indicate." During the survey period wage rate increases averaged 75.9 per cent, whereas cost of living increases averaged 56.3 per cent.

Completion Level Still High

According to the latest housing bulletin issued by the Dominion Bureau of Statistics, 6643 dwelling units were completed during January, 1949. This compares very favorably with the level of completions throughout 1948. Indeed, with the relatively large number of dwelling units under construction at the end of the year, the usual seasonal decline is not much in evidence. By the end of January dwellings under construction had been reduced from 56,456 to 52,852, still a considerable number.

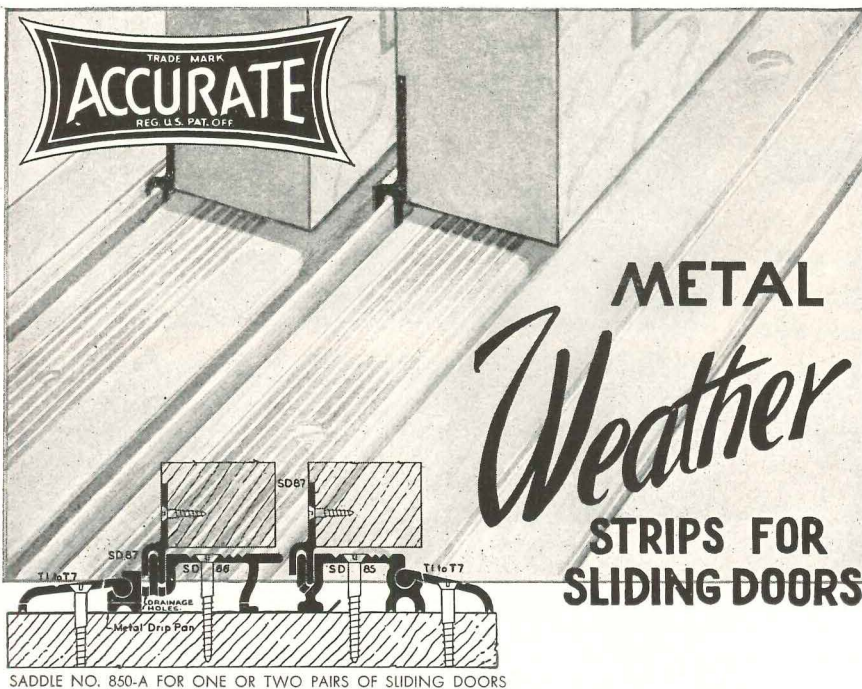
The average length of time required to build the dwellings completed in January was 7.0 months. This is an increase from 6.4 months in December, 1948 and the low of 5.4 months in September, 1948. It reflects the seasonal shift of labor from commencing new dwellings to completing dwellings under construction since the spring of last year.

The D.B.S. figures are estimated on the basis of a monthly survey carried out with the cooperation of Central Mortgage and Housing Corporation. All metropolitan areas and urban centers with a population of 5000 or more are enumerated completely. Approximately 400 sample areas lying outside these municipalities are also taken into account.

Community Centers Assisted

Premier Thomas L. Kennedy of Ontario has announced that provincial aid will be extended for construction of community recreational centers. Grants will be established on a sliding scale. A municipality will be eligible to receive \$5000 on a structure costing \$25,000, about 25 per cent of the cost if it runs below this figure and proportionately less if it runs over it. If a skating rink is included, the grant will be doubled.

Enabling legislation is to be made retroactive to May 1, 1948. At least 18 municipalities with projects under way are expected to benefit, and undoubtedly others will be stimulated into action. Largest center announced to date is a \$350,000 arena in New Toronto.



There is a Definite Trend Toward EXTERIOR SLIDING DOORS

More and more plans for residences, club houses and other structures are providing sliding doors leading to porches and terraces.

"Accurate" has contributed in no small measure to this trend by making possible a more efficient, smoother, gliding operation of sliding doors — plus wholly dependable weatherproof qualities. This has been accomplished by the development of advanced designs in bronze door saddles, also weather strip for meeting rails, stiles and head for application to sliding doors with overhead hangers or concealed bronze sheaves.


In any building, no window, no door, can be better protected against drafts, moisture, termites and heat losses, than with "Accurate" Metal Weather Strips, as proved by 43 years of experience.

Write for Illustrated Catalog

ACCURATE METAL WEATHER STRIP CO., Inc.

215 EAST 26th STREET, NEW YORK 10, N. Y.

A STORE FRONT *with* SELLEVISION



Morgan's Market, Evanston, Illinois

Archt. James Roy Allen, Lake Geneva, Wisconsin



Time for Sales Exposure

WHEN customers play hard to get it's time to put the entire store on display through a *Sellelevision** front. Regardless of the tides of trade *Sellelevision* is a potent business stimulus and it is particularly effective when complete Brasco Construction is utilized.

Our Safety-Set line of heavy gauge store front members features metal sections substantially reduced in size to attain maximum *Sellevision*. Yet the largest lights of plate glass are held firmly and securely in the deeper, more uniform grip characteristic of all Brasco sash.

Striking and memorable store fronts, from the conservative to ultra modern *Sellevision*, can be designed and built complete with standard Safety-Set members. The full line is expertly fabricated in both handsome stainless steel and anodized aluminum. Installations require stock size millwork only.

Your nearest Brasco distributor offers intelligent cooperation and knows the short cuts to installation economy. Write for his address *now*. *©

★ ★ A COMPLETE LINE FOR EVERY DESIGN ★ ★

Brasco
SAFETY-SET
STORE FRONTS

BRASCO MANUFACTURING CO.
HARVEY • (Chicago Suburb) • ILLINOIS

Specialists in Metal Store Front Construction for more than 35 Years

(Continued from page 144)

1000 cu. ft. or 125,000 Btu/gal oil costing 9.4 cents per gallon.

Question 9. There is very little reliable data on the electric load characteristics of the residential heat pump and even less on how the operating cycle coincides with that of other electric appliances in the home.

Conclusions on this phase of the subject must wait until a sufficient number of units are thoroughly tested in the field under actual operating conditions.

Question 10. At the present time there are approximately 500 heat pump installations in the United States, the majority of which are in office buildings and small commercial buildings — very few are in residences. Unfortunately, most of the residential units on the market today consist of an assembly of conventional refrigeration equipment which, for the most part, was not designed for heat pump application.

It is very difficult to obtain high operating efficiencies and low first cost by putting together standard items of heat transfer and refrigeration equipment which were not designed for heat pump duty and which were assembled in small quantities.

Types of Heat Pumps in Test Houses

The heat pump units for the residences in Kingsport, Tennessee; Roanoke, Virginia; and Coshocton, Ohio are the air-to-air type. Outdoor air is used as the heat source and air is used to supply the heating and cooling to the occupied space.

The heat pump unit for the residence in Abingdon, Virginia is a water- and air-to-air type. Both well water and air are used as the heat source and air is used to supply the heating and cooling to the occupied space.

The heat pump unit for the residence in South Bend, Indiana is an earth and air-to-air type. Both the earth and air are used as the heat source and air is used to supply the heating and cooling to the conditioned space.


Each of the five heat pump units is contained in an enclosure 78 in. long by 60 in. high by 40 in. deep. This enclosure houses the circulating fans, the compressors, heat absorbing and heat dissipating coils, filters, humidifiers, and all the automatic controls (except the room thermostats) to give complete, automatic year 'round air conditioning.

Each of the five units contains two entirely separate refrigerant circuits, each with its own compressor, coils, valves, and connecting piping. In the air-to-air type the outdoor air is used as the heat source for both of the refrigerant circuits.

In the water and air-to-air type at Abingdon, Va. the well water is used as the heat source for one of the two refrigerant circuits and the outdoor air for the other. Approximately 15 gpm of well water with a temperature of 56F are delivered to the unit. After the heat is abstracted from this water it is discharged to a surface drain at the rear of the property.

In the earth and air-to-air type at South Bend the earth is used as the heat source for one of the two refrigerant circuits and the outdoor air for the other. To obtain heat from the earth, nine 2-in. wrought iron pipes varying in lengths from 20 to 30 ft. were driven vertically into the ground. A 1-in. wrought iron pipe was inserted in each of the larger pipes to within about 3 in. of the bottom

(Continued on page 184)



WITH FERALUN SAFETY TREADS

Workmen at the Curtiss Wright Plant, Propeller Division, Caldwell, N. J., go up and down these stairs . . . safe at every step.

Their shoe soles come to grips with non-slip Feralun Safety Stair Treads, cast iron, with wear-resistant abrasive embedded right in the walking surface.

Heavy traffic day in, day out — but Feralun Safety Treads, built to take hard use, stay non-slip . . . last and last.

And that means low maintenance . . . and high safety.

4 TYPES:

- Cast iron base FERALUN
- Bronze base BRONZALUN
- Aluminum base ALUMALUN
- Nickel bronze base NICALUN

3 SURFACE STYLES:

- hatched . . . plain . . . fluted

Use coupon below to get our free, illustrated catalog. Also consult Sweet's File, Architectural, 13 a-8.

AMERICAN ABRASIVE METALS CO. (AR-5-49)
460 Coit Street Irvington, N. J.

Please send me your catalog on non-slip stair treads, floor plates, thresholds, elevator sills, and safety tile.

Please have one of your safety engineers contact me.

Name.....Title.....

Company.....

Street.....

City.....State.....

new colors speak softly yet clearly in Moultile Asphalt Tile

You'll be delighted when you see how your finished Moultile floors reflect the beauty that's in your mind's eye. Improved availability of pigments now adds variety, greater clarity and depth of tone to mellow Moultile colors. The crisp, distinct veining creates a pleasing "woven" effect against the lustrous background colors.

Yes, it's a pleasure to work with Moultile . . . and to live with Moultile. There's a toughness to Moultile that takes year after year of hard wear without visible effect. Moultile has the firmness to resist indentation and the strength to withstand subfloor vibration. Yet it provides a quiet, buoyantly comfortable, slip-safe footing.

You . . . and your clients . . . will be pleasantly surprised at the low cost of installing and maintaining a Moultile floor. For your copy of the new Moultile color chart, write today to THOMAS MOULDING FLOOR MFG. CO., 165 W. Wacker Drive, Dept. AR-5, Chicago 1, Ill.



The colorful, attractively patterned Moultile floor keynotes the decorative scheme of this reception room at Cruttenden & Eger, Chicago. Arthur A. Ehrlich, designer.

Moultile
Flexible-Reinforced MASTER ASPHALT TILE

When it comes to FLOORS... come to

THOS. MOULDING



PAT. NO. 2, 297,928

A Complete Unit for a Complete job

You're always *sure* you're getting the very best in efficient, economical packaged air conditioning when you specify Governair—the original patented design!

This complete unit is easy to install—requires only simple electrical, water and duct connections. Built-in Evaporative Condenser keeps water usage down to a minimum. Governair engineering assures correct coordination and balance of all functions. Generously proportioned heat transfer surfaces provide maximum performance and economy.

Choose Governair completely packaged air conditioners and you'll *always* do your best!

*Originators of Completely Packaged Air Conditioners

GOVERNNAIR

513 N. Blackwelder • Oklahoma City, Okla.

ARCHITECTS • ENGINEERS • CONTRACTORS

Would you like to know how Air Conditioning jobs can be installed for from \$100.00 to \$400.00 per ton less?

Write Dept. K

GOVERNNAIR CORPORATION
513 N. Blackwelder • Oklahoma City, Okla.

in such a manner as to cause the circulating non-freeze solution to flow first through the annular space and then through the inside of the one-inch pipe. The piping for this system was installed to make two parallel circuits. In all of the five systems the air delivered to and returned from the occupied space is common to both of the refrigerant circuits.

The air-to-air type contains one 2 hp

and one 3 hp Freon-22 refrigerating compressor, one $\frac{3}{4}$ hp fan for circulating air to and from the conditioned space, and one $1\frac{1}{2}$ hp fan for circulating air to and from the outdoors. The $1\frac{1}{2}$ hp outdoor air fan was used on all five units in order to have all the parts identical. However, the fan is operating at a much slower speed on the two units using a dual heat source, actually requiring the equivalent of a $\frac{3}{4}$ hp fan motor.

(Continued from page 182)

The Five Residences

The five residences in which the heat pump units are located vary considerably in the layout of the space and in the type and kind of construction. The volume of the occupied space ranges from 9300 cu. ft. to 18,000 cu. ft. The residences include a two-story structure with basement, a one and one-half story with first floor slightly above ground, a one-story with basement, a one-story with floor slightly above ground, and a one-story with concrete floor slab directly on the ground.

The exterior walls, ceilings, and the floor in most cases are well insulated. The exterior walls consist of solid brick and wood siding, brick veneer, brick veneer and clapboard, clapboard and asbestos siding. The windows in all cases are storm sash or double glazing.

Sheet metal ducts are used to circulate the warm and cold air between the unit and the conditioned space. The supply and return grilles vary in location and design. One system employs ceiling outlet grilles and exterior baseboard return grilles; one, ceiling outlet grilles with floor returns near the outside walls; one, baseboard supply and baseboard return grilles; and two, internal high sidewall supply grilles and low exterior baseboard return grilles.

A summary of the pertinent design information is given by the table on page 142.

Test Data Taken

Testing instruments are installed on each of the five systems to obtain all possible operating and performance data during both the heating and cooling season.

Complete performance data is being taken on all five of the units during the 1948-49 season and will be extended to the 1949-50 season if necessary in order to get more complete and reliable results.


An analysis will be made of all the test data obtained so that the coefficient of performance and cost of operation can be determined at various outdoor temperatures.

A detailed log will be kept of the operating difficulties and necessary design changes. The frequency and time required for the defrosting cycle as well as the reaction of the occupants will also be recorded.

All of the test data for the five residential systems will be summarized and correlated. This summarized data, together with comments and conclusions, will be made available in a useful form at the end of the test period.

CHASE NATIONAL BANK, PETER COOPER VILLAGE BRANCH
Architects: Shreve-Lamb-Harmon

Photo by Vassar



You Can BANK on BERGEN . . . every time!

It's like money in the bank when you choose Bergen Cabinet to translate your plans into enduring reality. The effort we make to meet the specifications can literally cover the length and breadth of the U. S.

A case in point is the new Peter Cooper Village Branch of the Chase National Bank. The country was scoured for curly white maple. Only

50,000 feet of veneers were obtainable throughout the land. Of this quantity, we were able to select just enough to complete the job. As we do not deviate from the designer's plans, so do we not compromise with quality of materials.

To us that's all in the *day's* work to Bergen-sure *years* of perfect service to our clients.

Write for our Portfolio of "Jobs Well Done." It's worth seeing




Bergen-sure the success of your modernization program with


Architectural woodwork that makes the designer's plan an enduring reality

1552-56 BERGEN STREET, BROOKLYN, N. Y. • Phone: PResident 2-3121

**Home Cooling
In 2 Easy Steps
with the new Hunter
Package Attic Fan**



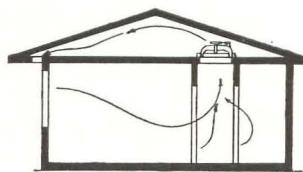
Provide this 38" x 40" ceiling opening



Install the Hunter Package Fan in the Attic (Fan, shutter and switch in one compact unit)



**RESULT: cool comfort
throughout entire house**



A Complete Unit: No expensive, space-consuming suction-box is required for installation . . . just a simple ceiling opening for the Package Fan, plus attic exhaust vent. Shutter and switch are built-in. No ceiling grille or other accessories needed.

Performance Guaranteed: Certified air delivery rating: 9500 CFM, with shutter operating. Fan guaranteed for five years, motor for 1 year. Basic design features have been proved in thousands of homes. Highest quality construction assures quiet, trouble-free operation. See our Section in Sweet's. Or write for Architect's Data File.

HUNTER FAN & VENTILATING CO., INC.

396 S. Front St., Memphis, Tenn. • Exclusive Fan Makers Since 1886

Hunter Package Attic Fan

All Patent Rights Reserved

(Continued from page 149)

Seams taped and sealed with special cement become almost invisible, the manufacturer reports. Injuries like cigarette burns and stains can be repaired by cutting out the damaged area and cementing a matching piece of carpet into place.

The Royl-Aire is described as easy to clean, since dirt is stopped at the sealed "skin" surface of the sponge rubber base instead of sifting through

the carpet to the surface below it.

Patterned, frieze, crushed mohair and two-tone Moresque loop weaves are available in a range of colors. The Royal Rubber Co., Akron 14, Ohio.


SLIDING GLASS DOORS

Side-sliding steel-sashed glass doors are now offered for use when large, space-saving glazed doors with unrestricted glass areas are desired in resi-

dences, for indoor-outdoor living, offices, apartments, hospitals and schools.

Equipped with hardware of solid brass or aluminum, the doors are fabricated of heavy phosphor-bonded steel, prime-painted with high quality lacquer, or in stainless steel sections, and feature concealed welding.

Doors slide quietly on sealed, ball-bearing bottom rollers 2 in. in diameter,



Steel-sashed glass doors feature quiet operation, aluminum or brass hardware

and have rubber guide rollers at top. Sliding sections are removable for adjustment of all moving parts.

Arcadia doors are available in standard types and sizes. Arcadia Metal Products, Inc., 324 N. 2nd Ave., Arcadia, Calif.

STAINPROOF BATHTUB

Stainproof porcelain enameled bathtubs which are said to include easy cleaning as well as beauty and durability among their many advantages are available to current home owners as well as home builders.

Newer style bathtubs have a high tiling-in flange where the tub is installed against the wall to prevent seepage of water to the ceiling below.


Flat safety bottoms, vertical sides and wide rim seats are other features of the new bathtubs. Briggs Manufacturing Co., Detroit 11, Mich.

INDUSTRIAL SIGNAL SYSTEM

Multiple signal and alarm systems called *Panalarms* which are designed to make possible safety shutdowns, sequencing or inter-locking of plant operations are now on the market.

A series of lamp bulbs set in a cabinet glow dimly during normal operation. An abnormal condition causes two bulbs (red and white) to go on and a warning horn or other device to sound.


(Continued on page 188)



ALLAPATTAH BAPTIST CHURCH
MIAMI, FLORIDA

Wallace M. and Robert E. Baxter, Architects

In the front view, the placement of the movable sash in relation to ventilation requirements is clearly visible. In the main auditorium, each tier has three separately operated sections, giving complete ventilation control over all parts of the auditorium.



Effective, Economical Auditorium Ventilation by Natural Means...

• Gate City Awning Windows offer unmatched flexibility of ventilation by taking advantage of natural forces. On hot days, when ventilation is needed most, they deflect the currents of outdoor air toward the ceiling and keep the air mass moving, with comfort benefits to the audience or congregation. Without noise or other distraction they may be adjusted by a small handle. Even rainy day ventilation is practical. Rigidly constructed of wood, these windows do not flutter

or rattle. They cannot be slammed. Movable units may be placed without regard to height above the operator. All hardware, including the thrust arms, is virtually unnoticeable.

In your next auditorium project, substantial economies in ventilating equipment may be possible by specifying Gate City Awning Windows—the windows that put Nature to work. For further information, see Sweet's or write to Gate City Sash & Door Co., Dept. R-5, Fort Lauderdale, Florida.



AWNING WINDOWS BY
Gate City

Offices and Factory: Fort Lauderdale, Florida • Export Sales Representative: Frazer & Company, 50 Church Street, New York 7, U.S.A. • Cable Address: Frazer, N. Y. • Agents in principal cities throughout the world.

GENERAL PORTLAND CEMENT COMPANY

manufacturers of



Trinity White PORTLAND CEMENT



is pleased to announce its co-sponsorship
of a nation-wide

ARCHITECTURAL COMPETITION

Conducted by

**PROGRESSIVE ARCHITECTURE Magazine for the design of
NATIONAL HEADQUARTERS BUILDING for**

UNITED STATES JUNIOR
CHAMBER OF COMMERCE


**which will be dedicated as a living
memorial to those of its members who
gave their lives in World War II**

We hope that architects everywhere will take active interest in this competition. The full program was carried in the March issue of Progressive Architecture. A copy of the program may be obtained from that magazine or this sponsor.

Also available are two pieces of literature describing specific uses of Trinity White Portland Cement. These are:—

1. Architectural details, data and photographs showing the use of Architectural Concrete Units made with Trinity White Portland Cement for the Prudential Building, Los Angeles, California.
2. Construction details for uses of terrazzo made with Trinity White Portland Cement for floors, shower stalls, stairways, wainscots, etc.

Address: General Portland
Cement Company, 111 W.
Monroe St., Chicago 3.



Trinity White
PORTLAND CEMENT



(Continued from page 186)

Pressure on an acknowledging button by an operator stops the horn and extinguishes the white bulb, but the red light remains on until the trouble is corrected. Any remote switch, thermostat, or float switch can be connected to close (or open) the relays that energize the unit.

Cabinets are available in multiple units up to 12 in a single cabinet. The systems are completely wired and only

simple wiring connections to terminal blocks are needed in the field. Panalarm Products Inc., 7218 N. Clark St., Chicago 26, Ill.

PIPE FOR RADIANT HEATING

Buttweld pipe especially adapted for radiant heating is now being produced by Jones & Laughlin Steel Corporation. The first large-scale application of this manufacturer's pipe is in Ohio State

University's \$8,000,000 medical center, now under construction at Columbus, Ohio.

The pipe is made of soft open hearth steel of bending quality which is designed to provide ease of fabrication for such service.

In the medical center's radiant heating systems, panels are fabricated from $\frac{3}{4}$ and 1 in. buttweld steel pipe, coiled



Buttweld steel pipe, designed for ease of fabrication for radiant heating, is being used in Ohio State's new medical center

Sedgwick DUMB WAITER DOORS

—A Very Important "Assist"
in Satisfactory Dumb Waiter Service


Dumb Waiter Doors are as important for efficient operation as is the selection of satisfactory dumb waiter units. Sedgwick Dumb Waiter Doors are of durable steel construction, have stainless steel sills and can be used with electric or hand power dumb waiters—or for protecting the landing openings of conveyors, laundry and package chutes and other types of floor-to-floor transportation equipment.

Available with approved Underwriters' Label where required, Sedgwick Dumb Waiter Doors are finished in appearance, easy of operation, sturdy and come in four general types, including bi-parting, slide-up, slide-down and hinged. Doors and frames are completely factory-assembled units, convenient for setting in place as hoistway walls are built.

Specify Sedgwick Dumb Waiter Doors for best performance and ultimate economy. They are backed by Sedgwick's 55-year-old experience in planning, engineering, manufacturing and installing of dumb waiters and elevators for all purposes.

Sedgwick Dumb Waiters are available for prompt delivery in a variety of standard sizes and types. The Electric Roto-Waiter and the Electric Traction Dumb Waiter, with capacities up to 500 lbs., are leaders in the power-controlled field. Hand operated units of unusual merit and ease of operation are designed for many uses where less expensive equipment is desired, or when frequency of use is less.

Write for Illustrated Booklet
and Complete Information



Sedgwick MACHINE WORKS
142 West 15th Street, New York 11, N. Y.

ELEVATORS • DUMB WAITERS • RESIDENCE ELEVATORS • STAIR-TRAVELERS
ROTO-WAITERS • SIDEWALK ELEVATORS • FREIGHT ELEVATORS • DUMB WAITER DOORS

BUILDERS OF VERTICAL TRANSPORTATION SINCE 1893

back and forth in a continuous regular pattern with one inlet and one outlet.

In making the panels, 21-ft. lengths of pipe are used, bent at the correct lengths to form successive (sinuous) coils in a panel of uniform width. After bending, each length of pipe is welded to the next length to form the panel.

The panels are installed in ceiling or floor construction after careful pressure testing by compressed air. Ceiling panels are supported by angles welded to the pipe and running the entire length of the panel. The angles are bolted to $\frac{1}{2}$ -in. rods with threaded ends which are securely fastened to the concrete ceilings.

After the panel is in position, the underside of the concrete ceiling is sprayed with insulating material. Metal lath is wired to the under side of the panel and covered with a $\frac{3}{4}$ -in. plaster ceiling.

Floor panels are buried in concrete flooring. Jones & Laughlin Steel Corp., Pittsburgh 30, Pa.

RADIANT BASEBOARD

Designed for use with hot water heating systems, the *U. S.-Comfort Ray Radiant Baseboard* distributes heat

(Continued on page 190)

Out of the Rolls comes TONCAN IRON, with the highest rust-resistance of all ferrous materials in its price class. TONCAN IRON is the *only* sheet metal which affords this complete three-way rust-protection: (1) A base of pure open-hearth iron, to which are added (2) copper, twice as much as in copper-bearing steel, and (3) molybdenum, to bring forth the full value of the copper.

For more than 40 years, TONCAN IRON has been recognized for its unsurpassed durability and economy in all types of sheet metal work. See Sweet's Architectural File or write us for additional information. Republic Steel Corporation: General Offices, Cleveland 1, Ohio . . . Export Dept.: Chrysler Bldg., New York 17, N. Y.



Republic



TONCAN COPPER MOLYBDENUM **IRON**

— for ducts, gutters, conductor pipes, roofing, siding, tanks, ventilators, skylights, hoods and other sheet metal applications requiring rust-resistance — and for corrugated metal drainage products.

(Continued from page 188)


throughout the room both by convection and by radiation.

Usually installed only along the cold or exposed outer wall of a room, the baseboard may be extended around corners or around the entire room when necessary. In effect, the baseboard is "concealed" as compared with the conventional standing radiator. All that is visible is the radiant baseboard in place of the usual wooden baseboard.

The radiant baseboard, which provides heat throughout its entire length, is about as high as an ordinary baseboard. United States Radiator Corp., 300 Buhl Bldg., Detroit, Mich.

BATHROOM COMBINATION

The *Vanitory* is a lavatory-vanity combination which features a rimless wash bowl surrounded by a dressing table surface of laminated plastic.



Laminated plastic sheets around wash bowl provide area for toilet articles

Units will be available in a wide range of designs and can also be custom-built to specifications. Standard procedure calls for laminating the plastic sheets onto plywood.

Designs include picture mirrors, built-in laundry hampers, twin bowls, step-ups for children, towel storage, medicine chests, and concealed plumbing. More than 40 color patterns are available. The Formica Co., 4614 Spring Grove, Cincinnati 32, Ohio.

PACKAGED CHIMNEY

The *Van-Packer Chimney*, a packaged chimney shipped complete and ready for installation, is listed by Underwriters for use with any fuel in one and two story houses with or without a basement.

Each chimney is tile lined with acid proof, high temperature (2000°) refractory and has a 3-in. lightweight insulating wall to keep the heat inside the chimney. The manufacturer reports that the chimney wall conducts less than half as much heat to the adjoining wood as a brick chimney.

The *Van-Packer Chimney* is made in 2-ft. and 1-ft. sections for easy handling. The *Van-Packer Corp.*, Field Bldg., 135 S. La Salle St., Chicago 3, Ill.

SMOKE DETECTOR


Early detection of incipient fires in hazardous plant and warehouse locations is the function of a single unit photo-electric smoke detector which is now available.

Through an individual piping system, a continuous sample of air is drawn from the protected space into an analyzer tube. There the sample passes through a filter screen to remove dust and dirt,

(Continued on page 192)



For the main washrooms Bradley Circular Washfountains provide modern, sanitary washing convenience. One 54-in. Bradley serves 8 to 10 students simultaneously with an ever-clean spray of running water. Foot-control saves hands from contagious wash-basin contacts. Sprayhead eliminates many faucets and cuts water consumption 70% to 80%.




Bradley Multi-Stall Showers offer maximum sanitation. They have no corners or dark areas to collect dirt, and require a minimum of attention. Bradley Showers come partially assembled for quick installation on any kind of floor including wood. Available in 5- or 3-Stall Units, they reduce piping connections needed, cut hot water costs and reduce water consumption.

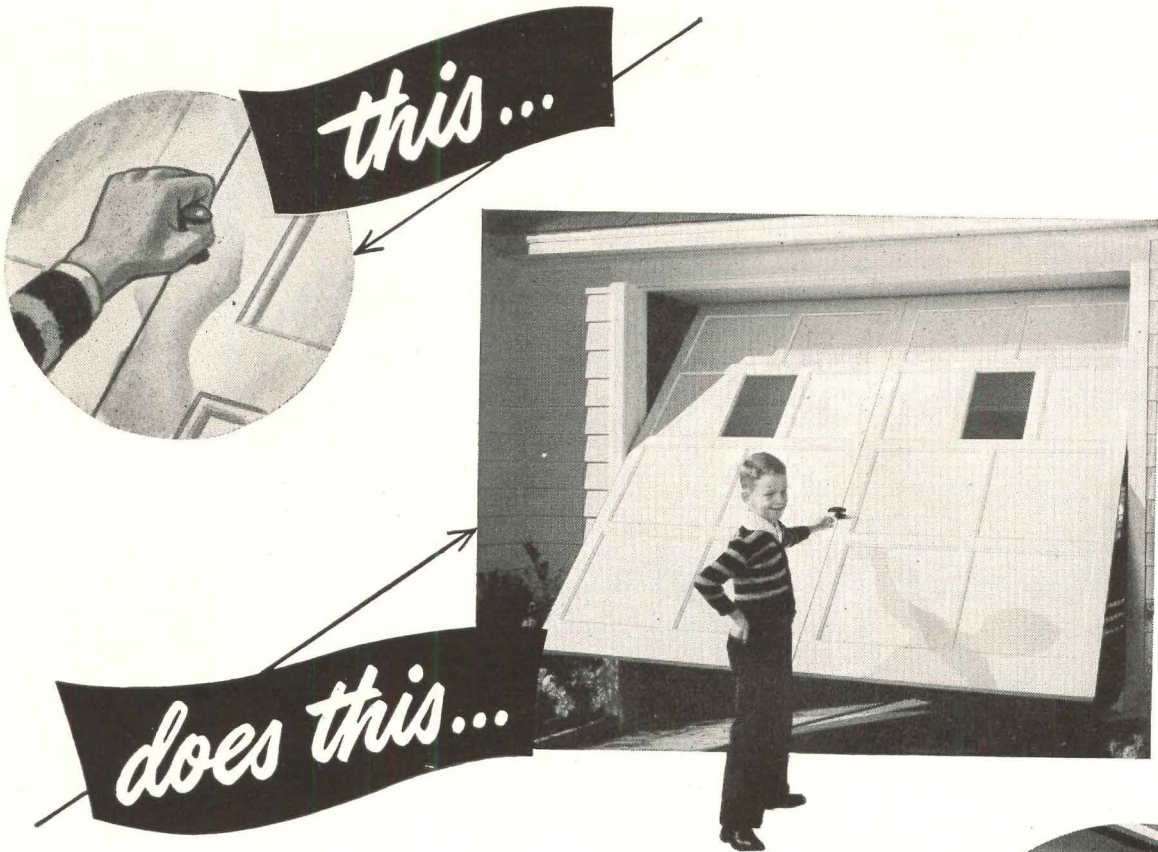
Distributed Through Plumbing Wholesalers

BRADLEY
washfountains
AND multi-stall showers

A guide to washroom arrangements — illustrated Booklet 4701 will be mailed on request.



BRADLEY WASHFOUNTAIN CO. • 2227 W. Michigan Street, Milwaukee 1, Wisconsin




when it's a CURTIS OVERMATIC!

No strong muscles needed to open a Curtis Overmatic garage door. One turn of the handle—and the door glides up and over. Anyone who can open a house or car door can open the Curtis Overmatic—and a slight pull closes it from outside or inside.


In the Overmatic, Curtis answers the problem of providing a truly modern overhead garage door at *moderate cost!* The Overmatic fits an opening 8'x7', providing ample clearance for any style car. It comes as a complete unit with all hardware, ready to install.

Greater Strength with the New Prespine Panels

The door panels in the lightweight Overmatic are made of Curtis Prespine—a superior new wood product manufactured exclusively by Curtis. Prespine Panels will resist heavy impact blows—won't mar or scratch readily . . . won't splinter or chip. Prespine has superior bending strength, withstands warping, shrinking and swelling and it provides an excellent bond for paint or stain.



Inside view of Overmatic garage door when "it's up and over." Only 2 inches of overhead clearance required—far less than needed by most overhead doors. Note simplicity of operating hardware. Overmatic can be installed within 3½ inches of house door in side wall.



When in New York: visit the Curtis Woodwork display at the Architects' Samples Corporation, 101 Park Avenue.

Curtis Companies Service Bureau
 AR-5-0 Curtis Building, Clinton, Iowa
 Gentlemen:
 Please send me literature on the Curtis Overmatic garage door.

Name.....

Address.....

City..... State.....

I am Architect Contractor Prospective Home Builder Student
 (Please check above)

(Continued from page 190)


then into a beam of light focused on a photoelectric cell. Smoke in the air sample cuts down the amount of light reaching the cell and sets off an alarm connected through an electrical circuit to a control panel.

The detector is described as a useful adjunct to built-in carbon dioxide fire extinguishing systems. Walter Kidde & Co., Inc., 40 E. 34th St., New York 16, N. Y.

PACKAGED ATTIC FAN

Especially designed for operation in homes with low-bridge attics, the *Ventura Packaged Attic Fan* requires only 30 in. clearance between fan blades and attic ceiling.

The fan, which is said to be easy to install in 10 steps without costly alterations, draws cooler night air into the home through windows and dispenses




The attic fan shown here is designed especially for houses with low attics

WOOD AND GLUE BUILT THIS GYMNASIUM



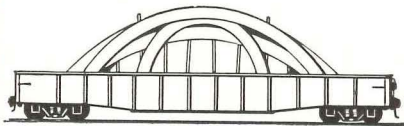
Let an Architect
tell how **RILCO** helped



LOW BUDGET, BIG BUILDING, SHORT TIME . . . that was our problem. A gym must have *height* . . . must house indoor ball games, basketball, large classes and have plenty of room for spectators. How to get all that on a slim budget? Naturally, we thought immediately of wood . . . and Rilco!



WE MAILED PRELIMINARY PLANS to Rilco . . . and things began to happen *fast!* Back to us came Rilco's preliminary engineering drawing, showing exactly how Rilco Glued Laminated Arches could be adapted to the job. With this data we completed our general plans incorporating Rilco construction.



THE LONG, CLEAR SPANS our design called for were no great problem for Rilco engineers. Their arches did the job beautifully . . . and economically. Every arch was delivered to the job ready to put up . . . accurately cut to fit, accurately drilled to take the special hardware that was furnished.




WE SAVED LABOR COST, TOO, because there was no need to fit the Rilco arches on the job. The contractor's regular carpentry crew did the job in record time. We're glad to know Rilco also makes trusses, arches and rafters for churches, auditoriums, garages, theaters . . . in fact almost any sort of building. We'll certainly use them again. Maybe you should, too.

RILCO

WORKS WONDERS
WITH WOOD

Laminated
PRODUCTS, INC.
1670 First National Bank Building
St. Paul, Minnesota



daytime heat via attic louvers or vents.

The Ventura features a polished aluminum grille which opens and closes automatically; V-belt drive with low fan speed; rubber-mounted ball-bearings; and a totally enclosed, resilient-mounted motor. American Blower Corp., Detroit 32, Mich.

ODORLESS DISINFECTANT

San Pheno X, a newly developed and tested germicide for all disinfecting purposes, is described as non-corrosive, non-irritating, non-caustic, and powerful as well as economical.

The germicide's most unusual characteristic is the fragrant odor it is said to leave in place of the usual carbolic smell.

San Pheno X has a phenol coefficient of 10 against *E. Typhosa* and of 13 against *Staph Aureus* (the pus forming bacteria) when tested by the standard F. D. A. methods. Standard dilution is 1 part *San Pheno X* to 200 parts water.

The germicide is recommended for a wide variety of uses in institution and home. Huntington Laboratories, Inc., Huntington, Ind.

BLUEPRINT CABINET

Built of heavy gauge furniture steel, a new blueprint cabinet features smooth gliding drawers on ball-bearing rollers.

A lift compressor in the front of the

(Continued on page 194)



... but what about the indoor climate?


Landlubbers get all the salty flavor of a sea-going cruise right in their rooms at the Saxony Hotel, Miami, Florida. Here is an outstanding example of *Thermopane's** ability to make interiors more comfortable in any climate. Picture windows of *Thermopane* offer a "shipdeck" view of the ocean and assist in assuring precise control of the air conditioning and heating system.

Thermopane's advantages aren't confined to reducing transmission of heat or cold. Used in

commercial structures of all types, this double-glass insulating windowpane deadens distracting exterior noise... keeps frost and condensation on windows to a minimum... saves fuel.

Specify *Thermopane* in the new or remodeled buildings you design. You'll be giving your clients one of the best investments they ever made.

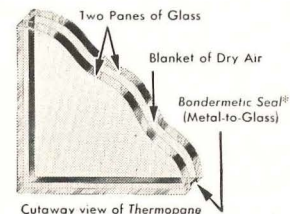
Contact your Libbey-Owens-Ford Glass Distributor for complete technical data and standard sizes, or write us direct.



Thermopane

MADE ONLY BY LIBBEY-OWENS-FORD GLASS COMPANY

2659 Nicholas Building, Toledo, Ohio



For better vision specify *Thermopane* made with polished plate glass.

drawer and a hood in the rear are designed to prevent the filed material from curling, creasing or tearing.

The cabinets come in olive green or gray crinkle finish and in two sizes: one with inside drawer dimensions 37 in. wide, 25 in. deep and 2¼ in. high and the other with inside drawer dimensions 43 in. wide, 32 in. deep and 2¼ in. high.

The five-drawer units can be stacked to meet individual requirements and an


automatic plunger-type lock controlling all five drawers and a 7½ in. high base are available. Cole Steel Equipment Co., 285 Madison Ave., New York 17, N. Y.

WATER HEATER

For use in small restaurants, small apartment houses, and large homes where larger commercial water heating units cannot economically be operated, a new water heater featuring forced flow

recovery circulation is on the market.

The Smith-Burkway Model 417 is a tank heater, with straight on-off operation, and therefore cannot be used for instantaneous, booster, or booster recovery installations; but the circulation



An intermediate-sized water heater for use in small restaurants, large houses



3 GYMS IN ONE

From Coast to Coast the HORN FOLDING BLEACHERS AND HORN FOLDING PARTITIONS are making one Gym do the job of three. With emphasis on careful planning Horn offers a "tested" solution to gym problems.

HORN FOLDING BLEACHERS-HORN FOLDING PARTITIONS

HORN, with years of experience and skill, offers to every school planner the services of the Horn Engineering Department. Horn installations are guaranteed.

FREE:



Write for the HORN BOOK. *Modern* SCHOOL PLANNING
A complete book with photographs, plans and specifications.

HORN BROTHERS CO.

A DIVISION OF HORN INDUSTRIES

FORT DODGE, IOWA



ESTABLISHED 1909

feature is said to provide more even tank temperature and make it possible to install heater and tank in separate locations or on different levels.

Safety equipment features include high limit control, a finned heat exchanger for instant response to hot water demands, a burner employing two stages of primary air injection and a secondary air supply, and an efficient "water-wall" combustion chamber of tightly wound copper coils.

Model 417 is approximately 4 ft. in over-all height and 18 in. in diameter. A. O. Smith Corp., Special Products Division, Toledo, Ohio.

ENGLISH BRONZE CRAFT

Grilles, doors, plaques, letters and wrought iron gates from Birmingham Guild, Ltd., architectural bronze designers and craftsmen of Birmingham, England, have returned to the American market.


A permanent display of Guild articles has been established at Architects Sample Corp., 101 Park Ave., New York City. Fred L. Stuart, Room 1111, 33 W. 42nd St., New York, N. Y., is the Guild's American representative.

GLASS WITH SEALED-IN LOUVERS

Fota-lite, described as an improved form of louver panel giving "egg crate lighting without the egg crate," consists of photosensitive glass in which three dimensional images or designs can be

(Continued on page 196)


THRUSH **FORCED CIRCULATING** FLOW CONTROL HOT WATER HEAT



Install
THE
COMPLETE SYSTEM

ONE RESPONSIBILITY

WHEN you install Thrush Flow Control Systems you can make each a complete Thrush installation. There is no need to have any other makes of equipment to "fill in" because Thrush offers a complete line of hot water heating controls, each designed to do a specific job. Back of each device is over twenty-five years' experience devoted to just one thing and one thing only... improving the efficiency of forced circulating hot water heating. For more information, see our catalog in Sweet's or address Dept. J-5.



BRONZE ADJUSTABLE TEE



CAST IRON ADJUSTABLE TEE



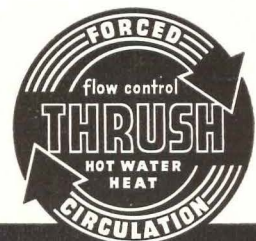
WATER TEMPERATURE CONTROL



HIGH PRESSURE WATER RELIEF VALVE



WATER HEATER



H. A. THRUSH & COMPANY • PERU, INDIANA

photographically reproduced.

Louvers, in the form of planes of opalescence, are ingrained in egg crate pattern throughout the width, length and depth of a 1/8-in.-thick pane of glass.

Since louvers are imbedded in the glass, the manufacturer explains, fixtures can be sealed to prevent accumulation of dust and other foreign matter on tubes and reflectors.

Another advantage is said to be elimination of color changes in light which might occur when metal and plastic louvers are used. Corning Glass Works, Corning, N. Y.

INDUSTRIAL TOILET SEATS

Model LP-20 and LP-40 industrial toilet seats are now available in white solid plastic as well as the usual black.

The line features sanitary open de-

sign and a self-raising and self-sustaining hinge, plastic covered and sealed against moisture and dirt.

The new white plastic is described by the manufacturer as long-wearing and resistant to chipping, peeling and fading. Sperzel Co., 123 14th Ave. S., Minneapolis 4, Minn.

CLAY CHIMNEY TOP

Especially selected and high temperature vitrified clay makes *Perma-Top*, the clay chimney top which is designed to eliminate down draft and to serve as a spark arrester for house chimneys.

Perforations on the sides permit gradual escape of fly ash and the solid top is removable for cleaning.

Considered particularly adaptable where resistance to the elements, to chemicals, gases and heat is of major importance, *Perma-Top* is said to provide the maximum in fire protection. The *Perma-Top* Co., 410 Shadyhill Rd., Pittsburgh 5, Pa.

PLASTIC SPRAY

A plastic spray for protecting and enhancing metal, wood, leather, paper and a variety of other surfaces is being marketed in a container which serves also as the applicator.

Pressure on the non-corrosive Bakelite top of the container releases a fine spray of *Plastic Coat*, which is applied directly on the object to be protected. It is said to dry in about two minutes.

Described as a clear, glossy, flexible finish, *Plastic Coat* is reported to be especially useful for preventing tarnish and protecting the polish of brass, bronze and chrome in the home as well as in public places, and to give a protective coating to drawings, tracings, blueprints, maps and photographs. Bridgeport Brass Co., Bridgeport 2, Conn.


TROLLEY BUSWAY

The *LTG Flex-A-Power* plug-in or trolley busway has been designed to provide both trolley power take-off and a continuous outlet for fluorescent lights and small power tools.

Simplified hanging and joining methods are reported to speed up installation 30 per cent. To save space and make for compactness, *LTG* has two or more circuits that can run in one housing and still be controlled separately. It is rated 50 amps — 250 v, a-c or d-c.

LTG is built in standard fittings like elbows and radius sections so that custom-engineered installations can be

(Continued on page 198)




Save \$1

OUT OF EVERY \$5 by using

the *Durisol* Insulated Roof Plank

This roof plank combines so many functions in one material...all at one low installation cost...that \$4 does the work of \$5 as compared with other materials. Note the 3-in-1 advantages of this light-weight, precast, factory-coated plank:

- 1 Fireproof, reinforced, cement-surfaced, and ready for application of the built-up roofing.
- 2 Because *Durisol* itself is such an effective barrier against heat losses, no additional insulation is required.
- 3 Noise-deadening ceiling at no extra cost... distinctive and pleasing in appearance, with a sound absorption coefficient of 0.87 at 512 cycles.



THE ROOF DECK

THERMAL INSULATION

ACOUSTICAL CEILING


DURISOL is made from chemically mineralized wood fibres bonded with Portland cement and moulded under pressure. It is unaffected by moisture and is proof against rot, mould, vermin, termites—proved incombustible by laboratory tests.

Thickness	Width	Maximum Span	Weight per sq. ft.	Long Edge	Load
3/4"	16"	6'8"	15 lbs.	Tongue and Groove	40 lbs. per sq. ft. live load with high safety factor.
4/4"		8'	18 lbs.		

For complete information, write for folder (A.I.A. File Number 4-K). Also see catalog 3c/13a, Sweet's File Architectural, 1949.

DURISOL, INC. 420 Lexington Avenue, N. Y. 17, N. Y.


Revere Copper REGULARLY "goes to church"




*St. Patrick's Cathedral,
New York
Jacob Ringle & Son, Inc.,
Sheet Metal Contractor*



*Central Synagogue,
New York
Sobel & Kraus, Inc.,
Sheet Metal Contractor*



*Third Church of Christ
Scientist, New York
Nicholson & Galloway,
Sheet Metal Contractor*



*St. Agnes Church,
New York
A. Munder & Son, Inc.,
Sheet Metal Contractor*

Common Sense says:

"Copper is the common sense material for lasting roofs, gutters, flashing."

Ever since copper rolled by Paul Revere was installed on the roof of Old North Church in Boston, it has been traditional for churches in every part of the country to have roofs, spires, gutters and flashing constructed of Sheet Copper. The reason is simple: *dollar for dollar, it makes sense to use copper whenever you want lasting sheet metal construction.* For of all the commonly-used sheet metals, copper has *proved itself* to be the most enduring when exposed to the elements. And copper is the one metal that becomes more beautiful with age.

And whenever you design or install sheet copper construction, it will pay you to take full advantage of the new design and installation data developed by the Revere Research Laboratories. You'll find these data in Revere's book, "Copper and Common Sense," an authoritative manual of sheet copper construction that has been widely distributed to architects and sheet metal contractors. There is probably a copy in your files. Be sure to refer

to it as your guide to finer and more durable sheet copper construction.

Revere sheet and roll copper, lead-coated copper and other Revere quality materials are available from leading distributors throughout the United States. A Revere Technical Adviser will always be glad to consult with you without obligation.

REVERE

COPPER AND BRASS INCORPORATED

Founded by Paul Revere in 1801

230 Park Avenue, New York 17, N. Y.

*Mills: Baltimore, Md.; Chicago, Ill.; Detroit, Mich.;
Los Angeles and Riverside, Calif.; New Bedford, Mass.; Rome, N. Y.
Sales Offices in Principal Cities, Distributors Everywhere.*

(Continued from page 196)

achieved economically. The Trumbull Electric Manufacturing Co., Plainville, Conn.

FIVE-SIDED ERASER

An eraser made of a new compound which is said to eliminate smears and minimize crumbling is now on the market.

Unusual in design, *Penta-Kleen* has five flat sides for cleaning broad surfaces, 10 sharp corners and five edges for more exacting erasures.

Penta-Kleen does not slide or roll on tilted surfaces, according to the manufacturer. Eberhard Faber Pencil Co., 37 Greenpoint Ave., Brooklyn 22, N. Y.

CHALKBOARD EASILY CUT, MOUNTED

A chalkboard which can be cut to size on the spot and mounted direct to any wall either by nailing or with moulding has recently been introduced.

Videoplate, which weighs less than 2 lb. per sq. ft., is cold pressed into smooth, warp-proof, grainless, moisture-resistant sheets or panels 1/4 in. thick, 3 1/2 or 4 ft. wide and in lengths up to 12 ft. A special process then is used to produce the chalk writing surface.

Videoplate is available either in conventional black or in Litegreen. Beckley-Cardy Co., 1632 S. Indiana Ave., Chicago 16, Ill.

AUTOMATIC FURNACE

Designed to meet requirements of anti-smoke ordinances, the *Worsham Minute Stokerette Furnace* features ease and economy of operation.

Coal for 24 to 96 hours, depending on weather, is placed in a coal hopper and then is fed automatically to fire as needed by a water-cooled screw conveyor operating in a special U-shaped grate. The ashes fall off at the end into an ash receiver, which is detached when full, covered with a lid, and then carried out for ash removal.

Automatically controlled by an upstairs thermostat, the furnace is made of No. 8 boiler plate with refractory lined combustion chamber. It is designed especially for high volatile coal but also takes coke, smokeless fuels and anthracite. Worsham Co., Inc., 7329 Lohmeyer Ave., St. Louis 17, Mo.


Investigate!!!
THE
AVAILABILITY

AND
ECONOMY
OF
FUEL OIL

AND
TODD
BURNERS
FOR YOUR
BOILER PLANT!

You'll find that for replacement of obsolete equipment or for new installations, Todd Burners will effect savings in fuel and maintenance costs. Skilled Todd specialists, modern Todd facilities—backed by 35 years of engineering experience—guarantee you economical burning of liquid and gaseous fuels. See your local Todd dealer now!

- Oil Burners
- Gas Burners
- Combination Oil and Gas Burners



COMBUSTION EQUIPMENT DIVISION

TODD SHIPYARDS CORPORATION

81-16 45th Ave., Elmhurst, Queens, N. Y.

NEW YORK • BROOKLYN • ROCHESTER
BUFFALO • HOBOKEN • NEWARK • PHILADELPHIA
HARRISBURG • YORK • CHICAGO • CHARLESTON,
S. C. • BOSTON • SPRINGFIELD, MASS.
BALTIMORE • WASHINGTON • RICHMOND, VA.
ATLANTA • DETROIT • GRAND RAPIDS • TAMPA
GALVESTON • HOUSTON • MOBILE • NEW
ORLEANS • LOS ANGELES • SAN FRANCISCO
SEATTLE • MONTREAL • TORONTO
BARRANQUILLA • BUENOS AIRES • LONDON

New **SAFETY
RECEPTACLE
MAKES CONTACT ONLY
WHEN STANDARD
CAP IS INSERTED**

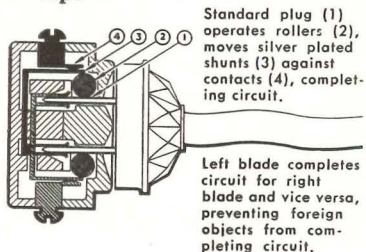


**HUBBELL'S
SP-49**

The *SAFETY-PLUS Receptacle

Actual tests prove it to be Safest Receptacle ever designed

- Makes contact *ONLY* when standard cap is inserted
- Conventional operation . . . double contact springs
- Back or side wired—shallower for more wire room
- Takes polarized or standard caps



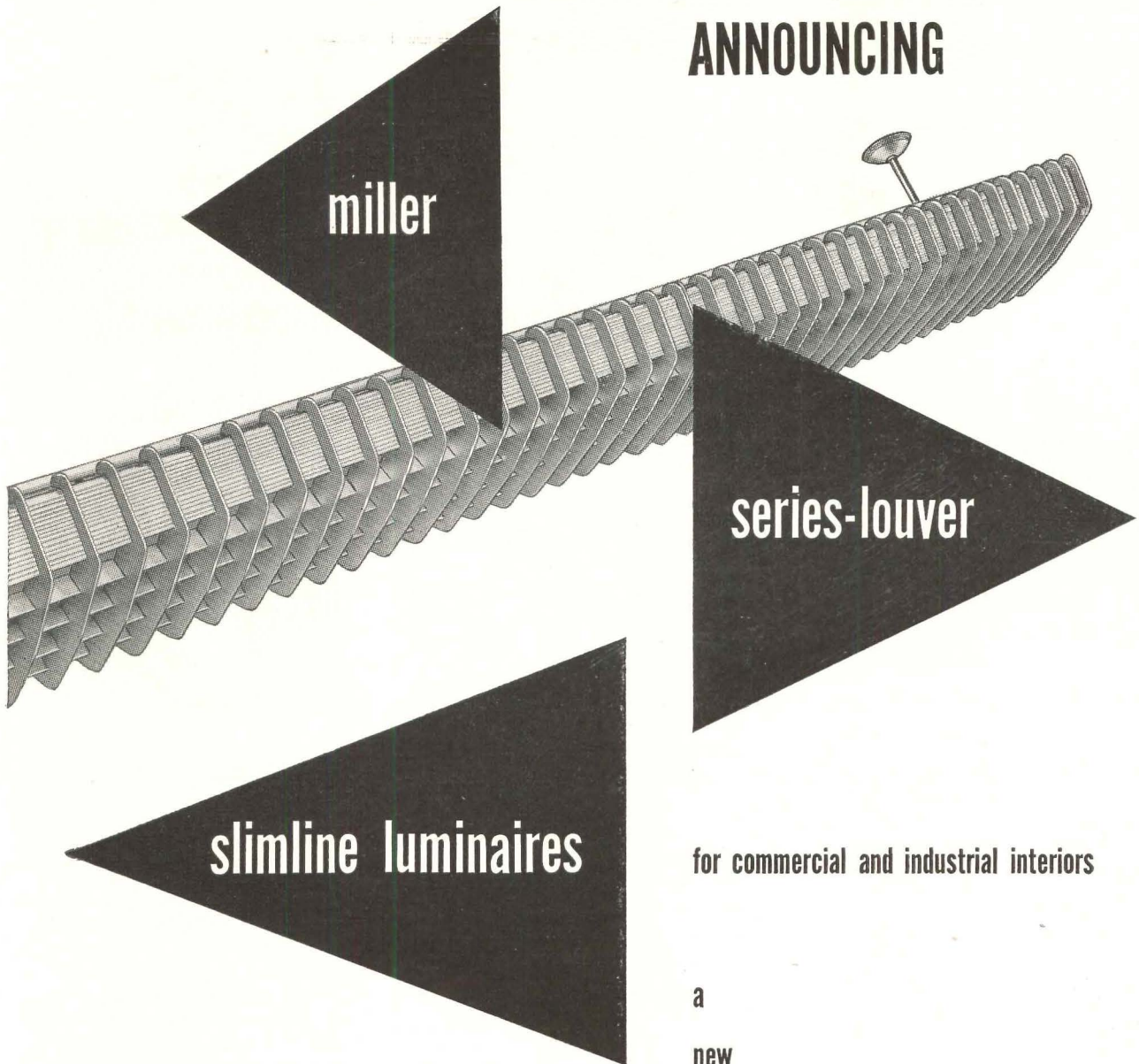
Featuring an entirely new principle, the Hubbell SP-49 Receptacle was designed to reduce the possibility of accidental shock and burn, makes contact **ONLY** when standard caps are inserted! Pins, wires or other foreign objects cannot energize the unit! The SP-49 provides easier wiring, more wire room, back wiring, washer ears, silver plated contact springs, interlocking bridge and takes standard caps.



For descriptive literature write

HARVEY HUBBELL, INC.
Dept. A-1 Bridgeport 1, Conn.

ANNOUNCING



miller

series-louver

slimline luminaires

for commercial and industrial interiors

**a
new
high
in
lighting**

New flexibility of application
of the 96 in. slimline fluorescent lamp.

New simplified installation,
operation and maintenance.

Write for miller slimline catalog 2G.


3

THE miller COMPANY
SINCE 1844

ILLUMINATING DIVISION, MERIDEN, CONNECTICUT

ILLUMINATING DIVISION: Fluorescent, Incandescent, Mercury Lighting Equipment; HEATING PRODUCTS DIVISION: Domestic Oil Burners and Liquid Fuel Devices; ROLLING MILL DIVISION: Phosphor Bronze and Brass in Sheets, Strips and Rolls

Church Heating Need Not Be An Annual Burden



Two Webster Type "R" Church installations: First Presbyterian Church, Ossining, N. Y., St. Anne's Catholic Church, New Bedford, Mass. Architect for St. Anne's Church — Joseph M. Mosher, Providence, R. I.

Vapor heating is ideal for churches — buildings that may require quick heating-up, short "on" periods, long "off" intervals . . . buildings sometimes left unoccupied.

For vapor heating at its best select the Webster Type "R" System. It provides quick response to changes in temperature.

With this Webster System there need be no overheating. Complete shut-off leaves no residual heat in radiators. Thermostats can be set to maintain desired temperature level.

Can be used with Webster Type "WI" Convectors along the walls or under pews; with prefabricated Webster System Convector Radiators concealed in the wall; with quiet, high capacity Webster-Nesbitt Series "R" Unit Heaters in vestibules; with high, ceiling-mounted down blow Units in gymnasiums.

Fuel may be coal, gas or oil . . . firing manual or automatic. The only limitation is that water return to the boiler by gravity flow.

Don't fail to investigate this kind of heating for your building.

Address Dept. AR-5

WARREN WEBSTER & CO.

Camden, N.J.: Representatives in Principal Cities
In Canada, Darling Brothers, Limited, Montreal

**Webster
HEATING**

ARCHITECTURAL ENGINEERING

TECHNICAL NEWS AND RESEARCH

(Continued from page 150)

been used to provide hot water for comfort heating, kitchen and laundry, and tub, shower and lavatory. The residences are described together with a listing of heating requirements. Specifications are given. 12 pp., illus. Surface Combustion Corp., Toledo 1, Ohio.

Convectors

Invisible Warmth. Shows a line of cast iron convectors concealed by inconspicuous sheet steel enclosures for one pipe steam, hot water, vapor and vacuum heating systems. Seven types of enclosures are described, designed for high heat output and good appearance. Also covered in the bulletin are suggestions for installing the enclosures, dimensions and roughing-in data. 8 pp., illus. The National Radiator Co., Johnstown, Pa.*

Wall, Ceiling Panels

Marlite Modern Plastic-Finished Wall and Ceiling Panels. Besides showing typical installations, colors and patterns of Marlite plastic panels, this bulletin includes metal, plastic and Presdwood mouldings and bathroom accessories. Installation instructions and specifications are given. 12 pp., illus. Marsh Wall Products, Inc., Dover, Ohio.*

Paint

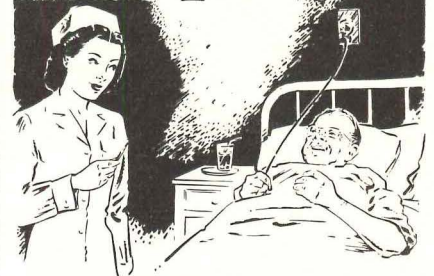
Plan Before You Paint Your Plant. This bulletin has been designed to provide industrial architects, engineers, plant superintendents, etc. with a guide to scientific color for industry. A special feature is a dial color selector which allows the user to pick out 108 suitable color combinations, with separate dials for ceiling, wall and dado. A group of color chips is provided together with reflectance values of this manufacturer's paints. 12 pp., illus. Valdura Div., American-Marietta Co., 43 E. Ohio St., Chicago, Ill.

Aluminum Tile

Hastings Alumitile Color Selector. Spiral-bound color card containing 14 shades available on a newly developed aluminum wall tile coated with baked-on enamel. Plastic transparencies having kitchen and bathroom layouts can be laid over the color sheets which are divided so that various color schemes

(Continued on page 202)

The Nurse that never Sleeps



Magnetic Type
Calling Station

Day or night, there's no let-up in the "special nurse" care of a Couch Signaling System. There's constant security for every patient . . . greater freedom for regular nurses, added efficiency.


The magnetic type call station pictured was formerly made by Chicago Signal Co. It is preferred equipment in many hospitals because of the slight pressure required to operate it. The standard locking button and pull-cord stations are also regular items in the Couch Line of hospital equipment.

The Nurse's Call is only part of the versatile Couch electric "nerve system" for hospitals. For full information on Doctors' Paging . . . Doctors' In and Out . . . Fire Alarm . . . Private Telephone . . . Return Call Systems, send for Bulletin H-1.

S. H. COUCH CO., INC.

Department 305A
NO. QUINCY 71, MASS.

PRIVATE TELEPHONES for HOME and OFFICE • HOSPITAL SIGNALING SYSTEMS • APARTMENT HOUSE TELEPHONES and MAILBOXES • FIRE ALARM SYSTEMS for INDUSTRIAL PLANTS and PUBLIC BUILDINGS.



Housing Project Near Washington Has Open-Web Steel Joists—Built to help meet the need for housing in the Washington, D. C., area, this new project at Arlington, Va., known as Frederick Courts, has facilities for 166 families. A Williamsburg-type development, it consists of six 2- and 3-story buildings of rose-range colonial brick. Bethlehem Open-Web Joists are used throughout in the floor construction of each building, in combination with concrete floors and plaster ceilings. This type of construction keeps fire localized for two hours or more, depending upon the type of plaster used, and is also economical, shrink-proof, sound-retardant, and immune to attack by vermin. Complete information about Bethlehem Joists is available in Sweet's. *Architect:* M. Leroy Bagley, Chevy Chase, Md. *Builder:* Jesse Johnson, Arlington, Va.





Standards of Living

Architecture has always reflected the standard of living of its period. Today, aided by the many technical advances at our command, it is more than ever possible to raise those standards when planning living space for today's Americans.

However, for the millions who are destined to live in the low-cost housing now being planned, some long established standards are being lowered.

The standard appearance of a well plastered wall cannot be matched by means of rough carpentry. When wallboard is nailed directly to the rough framing, the resulting wall surface is no more true and even than any job of rough carpentry can be.

The standard of sound construction provided by interior plastering cannot be matched by any piece-by-piece wallboard application. Plastering makes ceilings and walls into one monolithic structure, truly constructed with the building.

For buildings large and small, finishing lime from Northwestern Ohio has long been the accepted standard. Our twin brands: Ohio White Finish and Hawk Spread, scientifically processed from hand picked, kiln burned rock, are always of uniform good quality, 99½% pure. Easily identified by their zigzag bags, they should have your wholehearted approval. There is none better.

The OHIO HYDRATE & SUPPLY Co.
WOODVILLE, OHIO



ARCHITECTURAL ENGINEERING

TECHNICAL NEWS AND RESEARCH

(Continued from page 200)

can be arranged for top and bottom wall sections. A kit is available to architects which contains various tile shapes and the color selector. Metal Tile Products, Inc., Hastings, Mich.*

Suspended Ceiling Construction

Naillow Method of Suspended Ceiling Construction (Catalog N-1). Describes several recent developments in metal nailing channels used to install suspended ceilings with or without acoustical materials. Besides being used for suspended ceiling construction, the nailing channels provide a method for installing panels, slabs, sheets and other kinds of covering over steel or concrete. Installation diagrams, construction details and specifications are included. 8 pp., illus. The Sanymetal Products Co. 1701 Urbana Rd., Cleveland 12, Ohio.*

Moving Stairways

Escalators. Tells the story of the Escalator — where it is being used and how it works. Two types are pictured and diagrammed along with basic data on dimensions and design loads. Special safety features are outlined. Otis Elevator Co., 260 11th Ave., New York 1, N. Y.*

Cold Storage Doors

Jamison Bulletin No. 175. Information to aid the architect in selecting the proper type of cold storage door for various refrigerating requirements. It is divided into three sections: (1) doors for moderately low temperatures, (2) for zero and sub-zero use, and (3) for special cold storage uses. Photos and diagrams show construction details. Specifications are given on standard models for inside frame door dimensions and size of wall opening required. 12 pp., illus. Jamison Cold Storage Door Co., Hagerstown, Md.

Water Cooling Equipment

Binks Water Cooling Equipment and Industrial Spray Nozzles. Vertical and horizontal cooling towers of all sizes and cooling capacities are described as well as a complete line of spray nozzles. A section is provided on induced draft cooling towers with masonry walls designed to blend in with the general architectural scheme. Another section takes up atomizing nozzles for mainte-

(Continued on page 204)

Specify

MONARCH

instant Exit

PANIC DEVICES

★

Mortise, Rim and Vertical Rod Types, that deliver steadfast *instant exit* service in heaviest traffic use, through untold years of service.

Write for literature

ANOTHER GREAT
C & L
PRODUCT

Full Details in Sweet's Catalog

CLAYTON & LAMBERT MFG. CO.
1705 Dixie Highway • Louisville 10, Ky.

**MOST HEATING SYSTEMS
END UP BY**

WARMING THE AIR

WHY NOT


BEGIN WITH IT ?

DRAVO
Counterflo
HEATERS

Dravo *Counterflo* Heaters provide a highly efficient heating method for open area structures. This method is efficient because it heats the air right where it's to be used and without

employing water or steam as intermediaries.

No "conversion" losses with Dravo *Counterflo* Heaters on the job. The heater warms the air, and the positive, directed circulation floods the working zone with warmth. Burns oil or gas as fuel—can be readily converted from one to the other. Low fuel cost—80 to 85% efficiency. Low installed cost—users report 50 to 66% less investment than in standard wet type heating systems. Immediate delivery, quick, easy installation, no delays due to pipe shortages. Thousands of successful installations. Write for Bulletin CE-523-35



DRAVO
CORPORATION
DRAVO BUILDING, PITTSBURGH 22, PA.


Dravo also manufactures the *DRAVO CRANE CAB COOLER* for air conditioning hot-metal crane cabs.

PITTSBURGH • CLEVELAND • PHILADELPHIA • DETROIT • NEW YORK • CHICAGO • ATLANTA • BOSTON

Sales Representatives in Principal Cities. Mfd. and Sold in Canada by Marine Industries, Ltd., Sorel, Quebec.



PROTECT LIVES AND PROFITS! SPECIFY...



MODEL 10EL
10,000 WATTS

Onan Emergency Electric Plants provide power for all essential needs . . .

LIGHTS • REFRIGERATION • VENTILATING SYSTEMS • COMMUNICATIONS • OIL BURNERS • STOKERS • ELEVATORS

* When storms, floods or breakdowns interrupt commercial power, Onan Standby Plants start automatically and take over the power load within seconds, stop when power is restored. Operating and maintenance costs are negligible. Widely used in hospitals and other institutions, radio stations, hatcheries, theaters, industrial plants . . . wherever power interruptions would be dangerous and costly. Available from 1000 to 35,000 watts.

What size Standby Plant will your project need?



Send coupon below for folder on Onan Standby Plants. It will help you specify the right size plant and the necessary accessories. If you have an unusual problem write our engineering department.

D. W. ONAN & SONS INC.
5138 Royalston Ave., Minneapolis 5, Minn.



Please send me your Standby Folder

Name

Address

City State

ONAN STANDBY POWER

ARCHITECTURAL ENGINEERING

TECHNICAL NEWS AND RESEARCH

(Continued from page 202)

nance of constant relative humidity in food processing plants, greenhouses, etc. Binks Mfg. Co., c/o Mr. J. E. Rowe, 3122 Carroll Ave., Chicago 12, Ill.

LITERATURE REQUESTED

The following individuals and firms request manufacturers' literature:

Ricardo Arosemena, Student, 23 Bryant Street, N. E., Washington 2, D. C.

Frank Carroll, Student, Box 171, Metamora, Illinois.

George E. Clayton, Student, 609 Marshall St., Lincoln 8, Nebraska.

Contemporary Home Builders, 1646 Sedgwick St., Chicago 14, Ill.

James M. Couch, Jr., Student, Box 2985, Va. Tech. Station, Blacksburg, Virginia.

Alex Danin, Architect, 1837 Victory Blvd., Staten Island, N. Y.

Howard F. Fetters, Consulting Engineer, 313 S. State St., Ann Arbor, Mich.

William J. Gleason, Structural Engineer, 433 Norwood Ave., Youngstown 4, Ohio.

Shlom Gromet, 29 Herzl Street, Haifa, Palestine.

Daniel R. Kasten, Box 4255, Va. Tech. Station, Blacksburg, Va.

Walter B. Kluz, Registered Architect, 311 Wilson Avenue, Ambridge, Pa.

Lindsay and Maples, Architects, 623 W. Hill Ave., Knoxville, Tenn.

Eugene A. Meyer, Architect, 316 Sherman, Evanston, Illinois.

Joseph Miller, Architect, 1112 Thirteenth St., N. W., Washington 5, D. C.

Fernand T. Picou, Citizens Bank & Trust Building, Thibodaux, La.

Bill Sauer, 65 Thirteenth Avenue, Columbus, Ohio.

Philip M. Scot, Student, 658 University Dr., Saskatoon, Sask., Canada.

W. H. Schumacher, A.I.A. and Associates, Petroleum Building, Oklahoma City 2, Oklahoma.

Fay R. Spangler, Architect, Anglo Bank Bldg., Fresno, Calif.

Matthew E. Trudelle, Architect, Arizona Title Bldg., 128 N. First Ave., Phoenix, Ariz.


C. Van De Weghe, 266 Ramsell St., San Francisco 25, Calif.

Wesley V. Wallace, Designer, 9200 W. Colfax, Lakewood, Colorado.

QUALITY LOCKS

from ADAMS-RITE


THE ORIGINAL RITE-LOCK for SLIDING DOORS



Single assembly easily installed by simple cut-out, even in narrow stiles. No mortising. 3 types fit doors 1 1/8" — 1 1/2" thickness, with a 3/4" wardrobe type. Latch and thumb button types with emergency unlocking feature adaptable to either hand. Pin tumbler cylinder in escutcheon is optional. Exterior parts solid brass. Escutcheons measure 4 1/2" x 2 7/8".

MINIMUM BACKSET DEADLOCKS FOR STANDARD CYLINDERS

Can Be Keyed to Any Job



For narrowest extruded aluminum, structural steel and wood stiles. Series 970 Deadlocks for standard cylinders have 1/8" backset, 1 1/8" depth. Fifteen other standard backsets to 1 3/4". Series 980 identical except for 3/4" dia. pin tumbler cylinder and 1 1/8" backset. Rugged steel and brass construction, armored bolt with 5/8" throw, bronze or aluminum face and strike. Radius, flat and bevelled faces interchangeable.

TEMPERED GLASS DOOR DEADLOCK

Takes the place of 2 locks. Has single or double bolts and 1 or 2 cylinders. Handle operates bolts in sequence, cylinder locks handle. Designed for and can be installed in any tempered glass door top or bottom channel. 4 sizes: 1-15/16" High x 1-13/32" Wide.




CYLINDER SLIDING DOOR LOCK

Operates by cylinder from one or both sides. Fits all standard cylinders with adapter cams furnished, (specify when using Yale). Solid bronze face, strike & bolt. Heat treated aluminum alloy case. Use your own cylinders and trim. Also used as jimmy-proof lock.

Also—Adams-Rite Solid Brass Sliding Door Flush and Edge Pulls, Surface and Jam Bolts and Ball Latches



ARCHITECT: SCHMIDT, GARDEN & ERICKSON, CHICAGO, ILL. -- ELEC. CONTRACTOR: LANGSTADT'S, INC., NEENAH, WIS.



What went into this building that wasn't specified?

No one knows better than you the architect's responsibility in designing a safe, efficient hospital . . . and the vital role played by the *right* signal and communication system in maintaining such safety and efficiency.

The architect who specifies Edwards is specifying far more than well-engineered equipment . . .

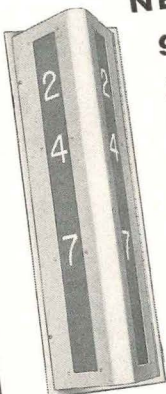
He is literally specifying 77 years of *unequaled experience in design, manu-*

facture and performance . . . in the last analysis, a body of experience that is his best promise of the system's accurate, service-free dependability.

It is *this* Edwards' experience that didn't appear in the specifications . . .

Yet it is an *integral* part of the safe, efficient signal system operation assured in so many institutions like the new Theda Clark Memorial Hospital (above) at Neenah, Wisconsin.

NEW PAGING ANNUNCIATOR gives 3-way vision



If you can see the annunciator, you can see the signal . . . it's as simple as that with this new Edwards' inverted "V" design. Flashing numerals can be seen front, left and right. At all times visibility is sharp and clean, without any haze or cross-lighting.



Write today for free specifications on all Edwards Hospital Signal Systems.
Edwards Co., Inc., Norwalk, Conn. In Canada: Edwards of Canada, Ltd.


EDWARDS
ELECTRICAL SIGNALING,
COMMUNICATION and PROTECTION
for
hospitals
homes, schools
offices and
industry

10.10.49. ELECTRICAL SYMBOLS RUN.
10.2.49. GENERAL REVISIONS

NO. 47-1	SUBJECT: PAGING ANNUNCIATOR	DRG No.
DATE: 2.1.49	DESIGNED BY: [illegible]	A-3
	CHECKED BY: [illegible]	SCALE
	APPROVED BY: [illegible]	1/4" = 1'-0"

Specify YOUNG AIR CONDITIONING UNITS AND COILS FOR BUSINESS . . .

Vital temperature and humidity control accomplished for Omar Bakery, Racine, Wis., by four "YAC" Air Conditioning Units and Coils. Engineers and Builders: The Austin Company, Cleveland, O. Heating Contractor: Smollen Heating Co., Racine, Wis.



. . . OR PLEASURE

"YAC" Air Conditioning Units and Coils provide comfort for active indoor recreation at Luby's, Racine, Wis. Architect: John Topzant, Milwaukee, Wis. Heating Contractor: Smollen Heating Co., Racine, Wis.

● To meet the complexities of today's air conditioning installations, specify "YAC" Units by Young. Young Air Conditioning Units provide the following service requirements . . . Cooling, Heating, Filtering, Humidifying, Circulating, and Dehumidifying . . . in any combination! Eight vertical or horizontal type units have ratings from 450 to 15,750 cfm; custom installations with Young coils handle larger capacities. The sturdy "YAC" cabinets, of heavy gauge galvanized steel, are shipped in sections and quickly installed. Write for details.

YOUNG



HEAT TRANSFER PRODUCTS

HEATING, COOLING AND AIR CONDITIONING PRODUCTS

Convectors • Unit heaters • Heating coils • Cooling coils • Air conditioning units • Evaporative condensers

AUTOMOTIVE PRODUCTS

Gas, gasoline, Diesel engine cooling radiators • Heat exchangers • Intercoolers • Oil coolers • Supercharger intercoolers

OIL FIELD, HEAVY INDUSTRIAL, MUNICIPAL & CHEMICAL PROCESS COOLING EQUIPMENT

Engine jacket water coolers • Oil coolers • Steam and natural gas condensers • Natural gas coolers • Evaporative coolers and condensers • "VAD" Vertical air discharge cooling and condensing units.

AERONAUTICAL PRODUCTS

Oil coolers • Supercharger intercoolers • Radiators • Heat exchangers • Valves • Regenerators

YOUNG RADIATOR CO.

General Offices: Dept. 519-E, Racine, Wisconsin
Plants at Racine, Wisconsin, and Mattoon, Illinois
Sales and Engineering Offices in All Principal Cities

"MANHATTAN HOUSE" . . .

(Continued from page 107)

The building will be 19 stories in height with no setbacks. The elevators and stair wells are located in the five "dark" crossing sections of the "H's." This arrangement reduces the amount of hall space required but eliminates the possibility of going from one end of the building to the other on the same floor. Each of the five banks of elevators consists of one service and two passenger elevators.

Space is provided for retail shops on the Second and Third Avenue sides of the building, including a restaurant on the Third Avenue corner which will be on two levels, the lower opening onto an outdoor garden restaurant. The design includes arrangements for six doctors' suites. Altogether the design provides for the flexibility required in Manhattan luxury apartments.

This new housing development is part of the New York Life Insurance Company's plan to spread its housing investments over a wide range of economic groups. The company is now completing its "Fresh Meadows" project near New York's city limits on Long Island, a 3000-family project, where rents range from \$20 to \$25 per room per month and is negotiating for the erection of a 1400-family slum-clearance project on Chicago's South Side for low-income families, thus rounding out a diversified pattern of housing investment covering the low, middle and upper income brackets.

Construction on the project was started the first week in April of this year by Cauldwell-Wingate Company of New York City, and is expected to be ready for occupancy about September, 1950. The project is owned and will be managed by the New York Life Insurance Company, under the direction of Otto L. Nelson, Jr., Vice-President in charge of the Company's housing department.



The RESTORATION of COLONIAL WILLIAMSBURG

*A Reprint
of the December, 1935
Issue of*

ARCHITECTURAL RECORD

104 pages, bound in cloth
\$2.50 per copy



The Colonial Williamsburg Number of ARCHITECTURAL RECORD — issue of December 1935 — was sold out soon after publication but the entire editorial contents have been reprinted and bound in permanent book form with blue cloth covers.

Many thousands of these Williamsburg reprints have been sold but the demand continues unabated.

ARCHITECTURAL RECORD
119 W. 40th Street, New York, N. Y.

Enclosed is \$.....for which send.....
copies of your reprint, *The Restoration of
Colonial Williamsburg*, bound in cloth, at
\$2.50 per copy. {Add 2% Sales Tax for
New York City deliveries.}

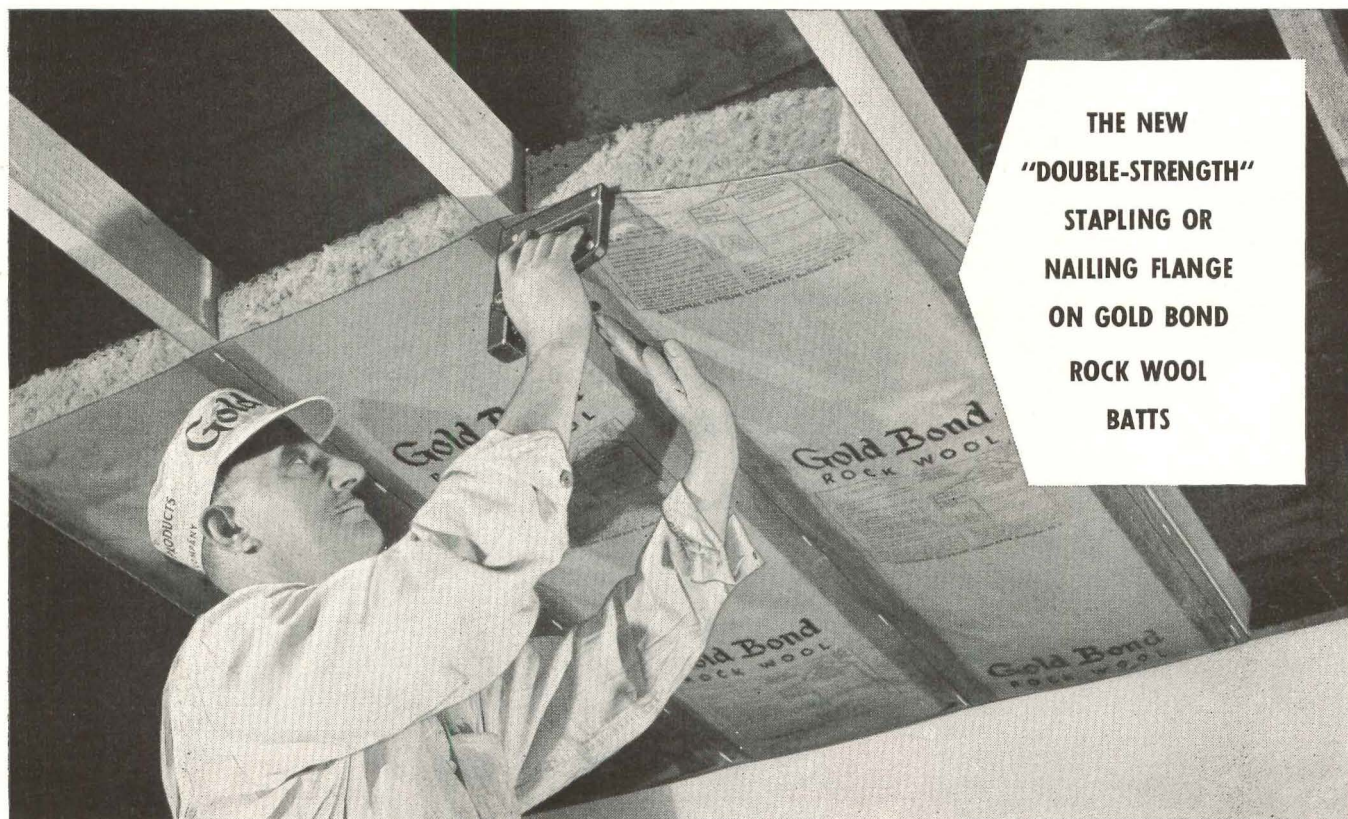
Name.....

Address.....

City and State.....A.R. 5-49

Announcing

ANOTHER GOLD BOND FIRST!



THE NEW
"DOUBLE-STRENGTH"
STAPLING OR
NAILING FLANGE
ON GOLD BOND
ROCK WOOL
BATTS

WITH the rapid stapler application for insulation batts, the strength of the paper flange became an increasingly important factor—particularly for overhead application. So Gold Bond Research went to work!

Today, Gold Bond Rock Wool Batt's have a *double-thick* paper flange which will support *more* than the weight of the batt in any position. In addition, the flange can not be easily damaged by stapler or hammer during application. So once again, National Gypsum leads the way with another first in better building products!

*Give your clients the best! Always specify
Gold Bond Rock Wool Batt's!*

NATIONAL GYPSUM COMPANY
BUFFALO 2, NEW YORK

Over 150 Gold Bond products including gypsum lath, plaster, lime, wallboards, gypsum sheathing, rock wool insulation, metal lath products and partition systems, wall paint and acoustical materials.

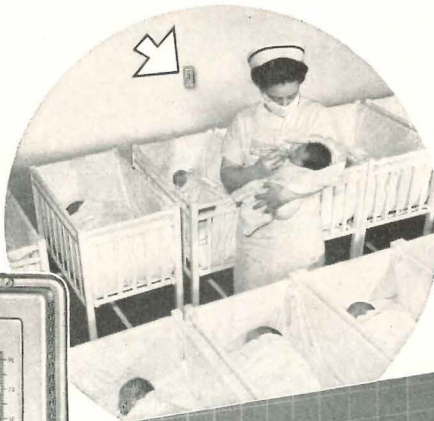
FIREPROOF
as the rock from which it's made!

FULL-THICK
for real firestop and efficiency!

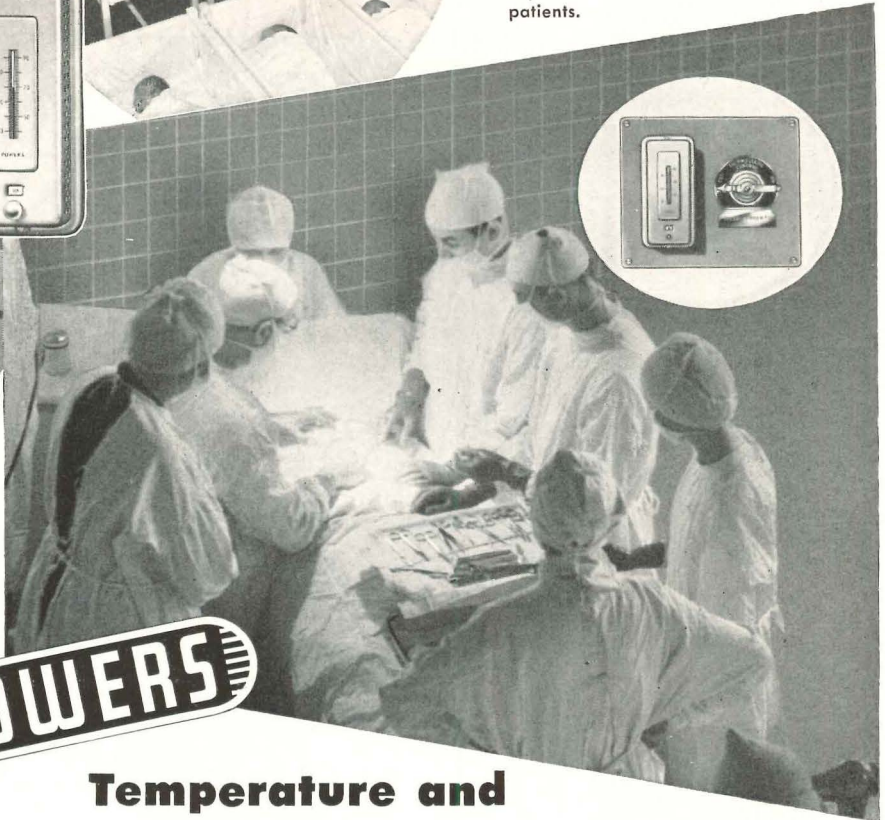

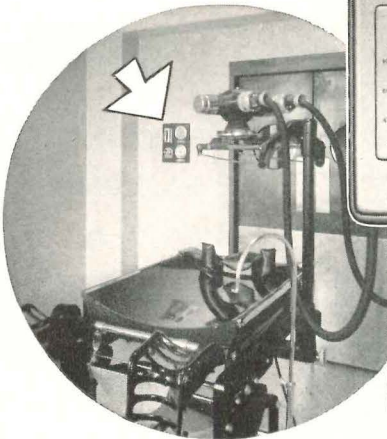
VAPOR BARRIER
is part of the Batt!

You'll build or
remodel better with
Gold Bond

The FIRST all pneumatic system of temperature control was made by Powers and controlled by the famous gradual acting vapor-disc thermostat.



Modern operating, recovery, delivery and X-ray rooms, nurseries, private rooms and wards—when thermostatically controlled—help to improve the health and comfort of patients.



POWERS

Temperature and Humidity Control in Hospitals

—for many years, has been helping to provide more healthful and comfortable atmosphere for patients, doctors and nurses.

As a heating or an air conditioning system is no better than its automatic controls consider the accuracy and durability of POWERS regulation. Users report many years of dependable service without annual repairs or adjustment. Its lower operating and maintenance cost pays the largest return available on the investment in automatic control. *For further information phone or write our nearest office for Hospital Catalog.*

COMPLETE LINE OF CONTROL FOR
AIR CONDITIONING SYSTEMS
ZONE HEATING SYSTEMS
INDIVIDUAL ROOMS
WATER TEMPERATURE CONTROL
 for Water Heaters—Hydrotherapy and all types of baths.



CHICAGO 14, ILL. 2720 Greenview Ave. Phone BUckingham 1-7100
 NEW YORK 17, N. Y. 231 East 46th St. Phone ELdorado 5-2050
 LOS ANGELES 5, CAL. 1808 West Eighth St. Phone Drexel 2394
 TORONTO, ONT. 195 Spadina Ave. Phone Adelaide 6257

HO-1

THE POWERS REGULATOR CO.

OFFICES IN 50 CITIES • SEE YOUR PHONE BOOK

Over 55 Years of Temperature and Humidity Control

These Experiences are Proof—



"Experience has proved our choice of 22 Frigidaire Water Coolers a wise one," says H. L. Goodwin, of the Townsend Company, New Brighton, Pa. Sahli Motor Co., Beaver Falls, was the dealer.




"Quiet and efficient," says Joseph Adler, of Adler Woolens Co., Chicago, Ill., describing the performance of his Frigidaire Water Cooler. Empire Cooler Service, Inc., Chicago, made the sale and installation.



"Unfailing good service has made us glad we chose a Frigidaire Water Cooler," says George Zucco, partner in Delmont Cleaners, Pittsburgh, Pa. Olsen Company, Pittsburgh, sold this equipment.

Frigidaire Water Coolers

make a good building better!



Frigidaire Pressure-Type Water Coolers
Available in five models, ranging in capacity from 3 to 20 gallons per hour. Bottle-type cooler also available.

Yes, there's one way you can always be sure of dependable, efficient water cooling equipment in capacities just right for the job—*specify Frigidaire*. And today, at new low prices, these famous water coolers offer greater value than ever before.

Like all Frigidaire Water Coolers, the pressure-type cooler shown at the left is compactly designed to give greatest capacity in smallest space. It has Frigidaire's exclusive Cold-Control, which automatically keeps water chilled to the temperature desired by the user. And it's built for years of low-cost, trouble-free service—powered by Frigidaire's famous Meter-Miser. Simplest cold-making mechanism ever made, the Meter-Miser has set performance records in millions of Frigidaire products—carries its own, special 5-Year Warranty.

Whatever your water cooling needs, there's sure to be Frigidaire equipment to meet them. For full information, call your dependable Frigidaire Dealer. Find his name in Classified Phone Book, under "Water Coolers" or "Refrigeration Equipment." Or mail coupon at right to Frigidaire Division of General Motors, Dayton 1, Ohio. (In Canada, Leaside 12, Ont.)

Frigidaire Industrial-Type Coolers

For factories, cafeterias, schools, etc. Built to withstand hardest kind of usage. Reciprocating type compressor, 25 and 35 gallon capacities.



Frigidaire Tank-Type Coolers

May be suspended or concealed almost anywhere. Several tanks can be joined and operated by a single compressor. 19, 30 and 51 gallon capacities.



For fast facts about Frigidaire Products—fill in and mail coupon today

Frigidaire Air Conditioning

Room size air conditioners. Store size air conditioners. Central systems.



Frigidaire Water Coolers

Pressure, bottle and industrial types; central systems. Variety of sizes and capacities.



Frigidaire Reach-In Refrigerators

Self-contained or remote types up to 60 cu. ft. Forced air or ice-making cooling units.



Frigidaire Ice Cream Cabinets

Remote and self-contained models. 4-hole to 10-hole sizes.



Frigidaire Display Cases

Self-service and standard types. Normal and low temperature models.



Frigidaire Beverage Coolers

Both wet and dry models available in several sizes.



Frigidaire Compressors

Sealed rotary Meter-Miser Compressors. Reciprocating types up to 25 H.P.



Frigidaire Cooling Units

Forced air and gravity, wet and dry expansion and ice making types.



Frigidaire Home Appliances

- Household Refrigerators
- Home Freezers
- Electric Ranges
- Kitchen Cabinets and Sinks
- Automatic Washer, Ironer, Dryer
- Electric Water Heaters
- Electric Dehumidifier

Name.....

Firm Name.....

Address.....


City.....

County..... State.....



Frigidaire Water Coolers

Over 400 Refrigeration and Air Conditioning Products
— Most Complete Line in The Industry



**51 Million Btu
Battery of Five
Type "C"
Heats 20 Acres**

This ultra-modern single-story warehouse and office building of Hibbard, Spencer, Bartlett & Co., at Evanston, Ill., offers fitting testimony of this firm's 93 years service to the hardware trade. 1060 by 800 feet—20 acres under roof—set in 35 landscaped acres, it has 3 built-in switch tracks which permit unloading 40 freight cars at one time . . . all within 75 feet of the merchandise bins. A drag-line truck hauling system helps fill orders in 40 minutes.



KEWANEE[☆] STEEL BOILERS

So huge is this modern warehouse that it could house 12 full sized football gridirons, spectators and all! Yet the heating job is easy with the flexible battery of five Type "C" Oil-Fired Kewanee Boilers. They can be cut in and out singly or used all at one time to meet every heating load always with maximum efficiency.

Capable of supplying a tremendous quantity of heat . . . 51 million Btu's . . . these mechanically-fired, low pressure Kewanee's provide steam at low first cost and then continue to show big savings in operating and maintenance costs for the lifetime of the building.

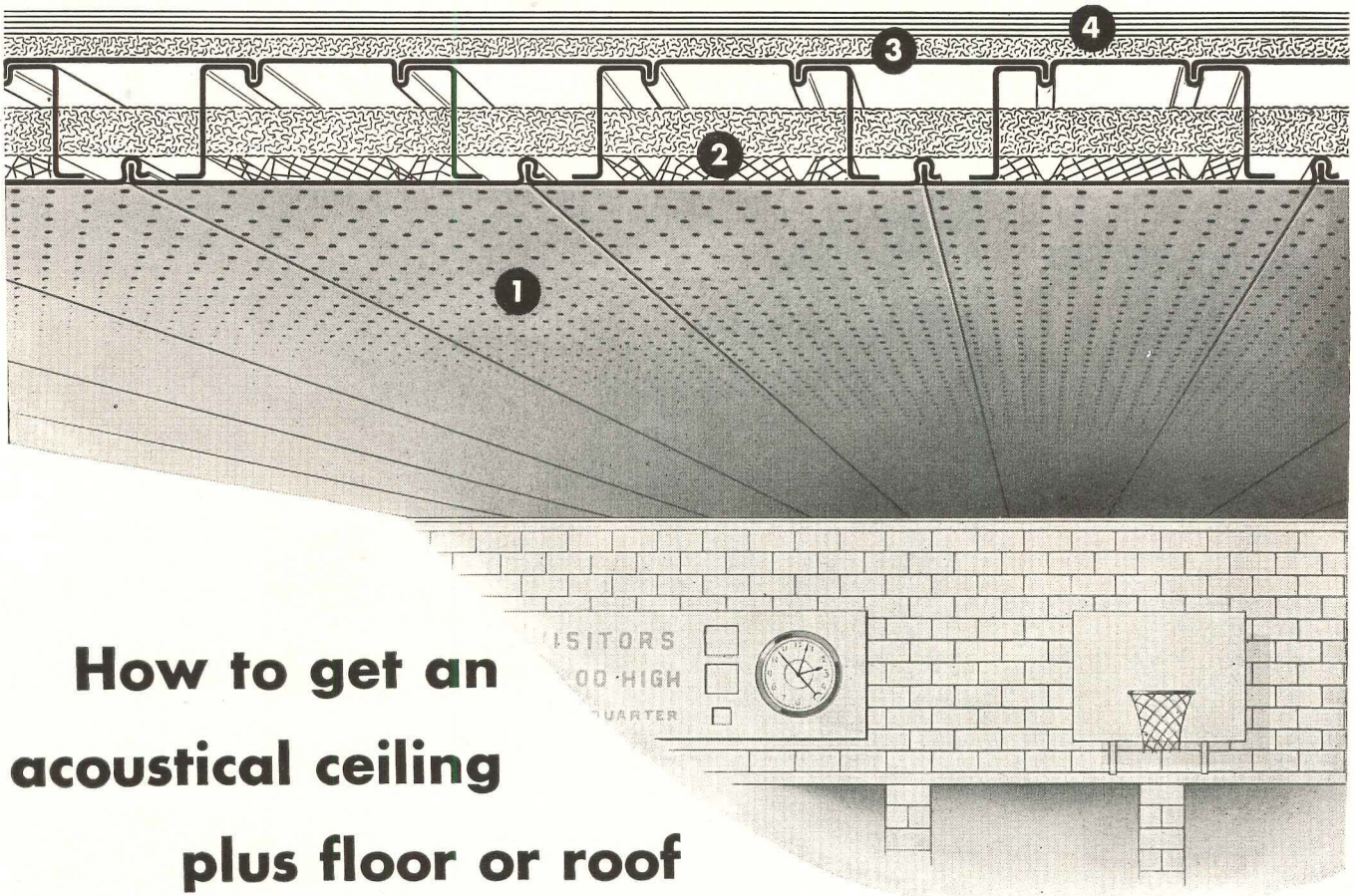
☆ REG. U S PAT OFF

KEWANEE BOILER CORPORATION

BOILERMAKERS 80 YEARS KEWANEE, ILLINOIS
Branches in 60 Cities—Eastern District Office: 40 West 40th Street, New York City 18
Division of AMERICAN RADIATOR & Standard Sanitary CORPORATION

Serving home and industry

AMERICAN-STANDARD • AMERICAN BLOWER • CHURCH SEATS • DETROIT LUBRICATOR • KEWANEE BOILER • ROSS HEATER • TONAWANDA IRON



How to get an acoustical ceiling plus floor or roof ...in one economical package

Fenestra's* acoustically-treated, long-span AD Panels swallow disturbing noise. Especially useful for schools, factories, office buildings, restaurants, theatres and homes, these panels have a sound reduction coefficient of .75. The undersurface of the panels is perforated and backed up by a sound-absorbing element. The top surface is a subfloor for finished flooring or a roof deck for insulation and waterproofing.

Easy to install, Fenestra Panels make a noncombustible ceiling with a neat, clean

architectural appearance. Here's how you build it:

- 1 Acoustically-treated Panels interlock into a flat ceiling as you lay them directly on the beams. Panel ends are welded to supporting steel structure.
- 2 Two-inch sound-absorbing element elevated from the face by wire support.
- 3 Concrete floor slab or roof insulation.
- 4 Finished flooring or roof waterproofing.

And there's an attractive, sound-absorbing ceiling and a strong floor or roof.

One of our engineering representatives will be glad to discuss with you the versatility of Fenestra Panels. For further information, see Sweet's File—Section 3c/3. Or mail the coupon. Also ask about Acoustical C Panels for walls and Holorib Roof Deck.

*Trademark

Fenestra

METAL BUILDING PANELS
ROOFS · WALLS · FLOORS

DETROIT STEEL PRODUCTS COMPANY
Building Panels Division
Dept. AR-5, 2252 E. Grand Boulevard
Detroit 11, Michigan

Please have an engineering representative call.

Please send me, without obligation, information on Fenestra Building Panels.

Name _____

Company _____

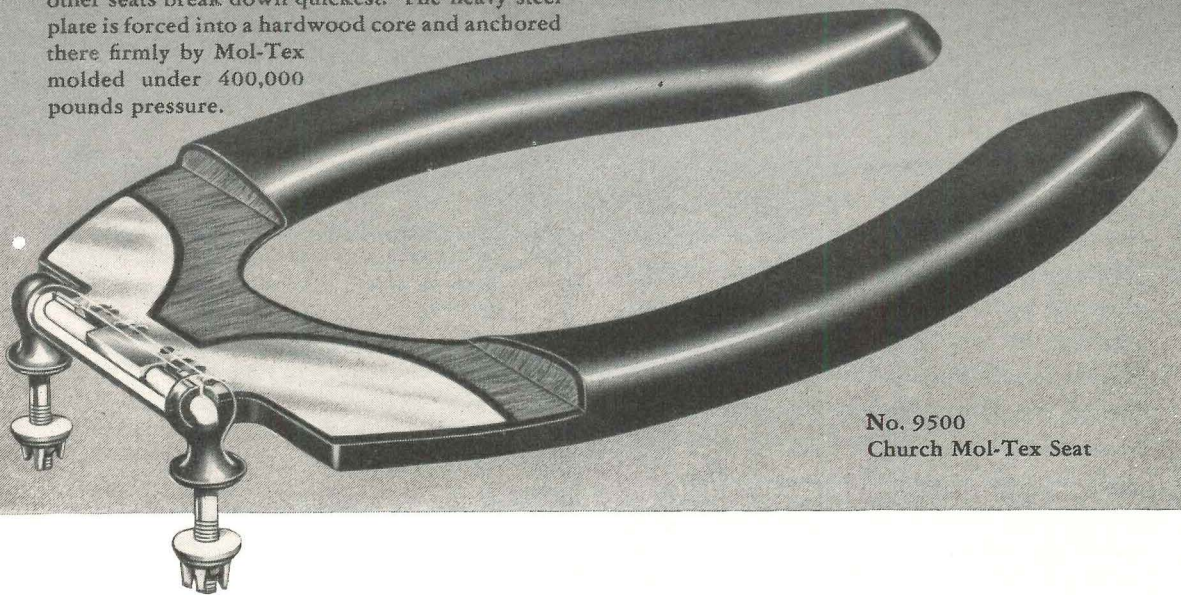
Address _____

The
best
seat
in the
house

FACTORY

• STRENGTH WHERE STRENGTH COUNTS

Look at Church's hinge construction, *strong* where other seats break down quickest. The heavy steel plate is forced into a hardwood core and anchored there firmly by Mol-Tex molded under 400,000 pounds pressure.



No. 9500
Church Mol-Tex Seat

CHURCH MOL-TEX SEATS are the toughest, most rugged seats made, built to withstand the *roughest* use and abuse. Specify them for factories, and for public buildings, schools, hotels and institutions. A Church Seat installation always means a satisfied client — Church produces seats with built-in strength that *lasts*.

Church Seats

C. F. CHURCH MFG. CO. HOLYOKE, MASS.
Division of AMERICAN RADIATOR & Standard Sanitary CORPORATION

ZONOLITE PLASTER ELIMINATES 2,500,000 LBS OF DEAD WEIGHT!

New Miami Beach Hotel ... Built in Eight Months

America's most modern new hotel, Miami Beach's Saxony, uses Zonolite vermiculite plaster throughout. This plaster, used on walls and ceilings, was lighter, cleaner, easier to handle than sand. This was an important factor in the 8-month speed record made on this 15-story building. And Zonolite plaster reduced dead load—2,500,000 pounds.

But most important, Zonolite plaster blocks heat passage and checks the spread of fire up to four times as long.

Zonolite plaster resists checking and cracking. Walls won't chip when nails are driven into them—an important feature in hotels or in any structure.

How This Aggregate Saves Time, Money, and Weight on Any Job!

Architects everywhere, not only on large projects, but on jobs of all sizes, are specifying Zonolite plaster aggregate. The Builder finds it a saver of time, work, and money. It's so much lighter than sand, so much cleaner, so much easier to handle. No frozen sandpiles to be thawed out and hacked up. The Owner is more satisfied with the plaster job done with Zonolite plaster. Walls and ceilings are more fireproof, sound-deadening and insulating. They resist cracking. Walls won't chip when nails are driven into them!



Architect, Roy F. France & Son, Miami Beach; contractor, the Taylor Construction Co., Miami; plastering contractor, John Thompson & Son, Miami.

Investigate *all* the possibilities of Zonolite now. Learn about its fireproofing, insulating, soundproofing qualities. Send coupon below for free literature. See how you can save money and time, and give the owner a better job by specifying Zonolite.



**ZONOLITE
COMPANY**

135 South La Salle Street
Chicago 3, Illinois

MAIL COUPON
FOR DETAILS →

ZONOLITE COMPANY

Dept. AR-59, 135 S. LaSalle St., Chicago 3, Illinois


Please send me *all* the facts about Zonolite vermiculite plaster.

Name.....

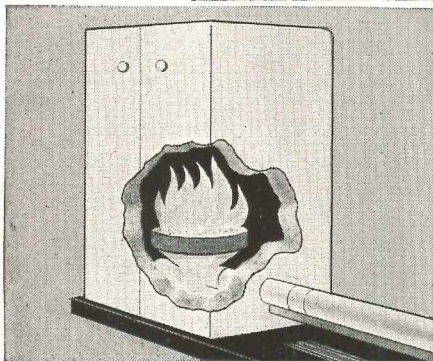
Address.....

City..... State.....

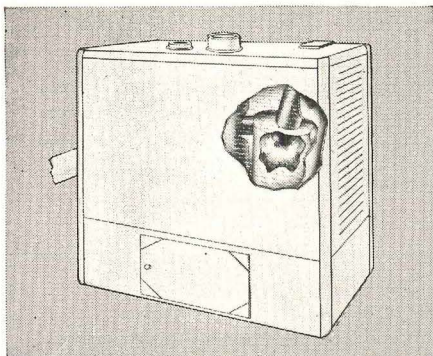
**Must buyers of your
houses pinch pennies
for food and
WASTE DOLLARS
FOR FUEL**



**Not if you specify
ANTHRACITE
Equipment!**



Automatic Anthracite Stokers—Installed in an existing boiler or furnace and in new houses, automatic hard coal stokers deliver *plenty* of heat quickly . . . save up to 52% on fuel bills . . . eliminate fuel worries.



The Revolutionary Anthratube—The Anthratube saves on fuel bills . . . its proved efficiency is over 80%. This scientifically engineered boiler-burner unit, with "Whirling Heat" and other revolutionary features, produces quicker response and superior performance than units using other types of fuel.

**Automatic Anthracite Heat offers
savings up to 52% on annual fuel bills**

• Here's how you can be a real friend to your clients . . . and build good will plus future business for yourself.

Just ask a few clients if they would rather burn money or Anthracite . . . it's as simple as that.

Then tell your clients how they can offset today's high living costs with completely automatic Anthracite equipment.

You'll find that most people will welcome the chance to save \$100 to

\$200 every year . . . particularly when they learn they can have all the comfort and convenience of completely automatic heat. Moreover you can assure them they will have *plenty* of heat . . . because there's plenty of hard coal now, and for years to come.

. . . .

Get complete information about modern coal stokers, and data on the revolutionary new Anthratube, by writing to Anthracite Institute *now*.



ANTHRACITE INSTITUTE

101 Park Avenue

New York 17, New York

KAYLO®



Insulating Roof Tile goes to work

IN THIS new roof, as in every roof of Kaylo Insulating Roof Tile, there's a unique new combination of advantages.

Kaylo Roof Tile is a structural material that combines thermal insulation and structural strength. Its insulation value equals that of an inch and a half of standard insulating board.

It is also lightweight (less than 6 pounds per square foot). This means less steel in construction and easy handling of the tile.


Kaylo Roof Tile does not burn. The tile itself withstands building fire temperatures (as defined by the standard A.S.T.M. fire curve) for more than one hour without permitting a temperature rise on the cold side great enough to constitute failure. Send the coupon today for complete data.




Kaylo Roof Tile can be laid on properly spaced standard structural shapes, or on rail-type sub-purlins attached to purlins, as shown.




Ease of handling is seen here, as lightweight Kaylo Roof Tile is slipped into place on sub-purlins.



With ordinary power or hand tools, Kaylo Roof Tile can be cut on the job to fit around skylights, stacks or other constructions extending through the roof.



Final step is the simple task of applying standard built-up roofing. Building a Kaylo Roof Deck is remarkably easy, all the way.



Underside of Kaylo Roof Deck forms a completed ceiling, without treatment or painting. It reflects light, raises illumination levels, as shown above. Trusses shown span 64' 5" on 5' 0" centers.

SEND COUPON FOR FACTS

AMERICAN STRUCTURAL PRODUCTS COMPANY

Dept. F-403, P.O. Box 1035

Toledo 1, Ohio

Gentlemen:

Please send, without obligation:

- Illustrated booklet, "Kaylo Insulating Roof Tile"
- Free sample of Kaylo Roof Tile
- Have representative call

Name _____

Address _____

City _____ County _____ State _____



Exide

EMERGENCY
LIGHTING

Safeguard the hospitals you design against lighting failure

Adequate lighting protection for hospitals is of vital importance. This has been proved time after time. For despite all precautions of utility companies, accidents beyond their control can cause interruptions of normal electric current. Storms, floods, fires and collisions occur with little or no warning, and are a serious menace to electric power lines.

In the hospitals you design indicate supplementary lighting protection for operating, delivery, anesthesia rooms; accident dispensary; boiler room, corridors, stairways, exits and other vital points. Exide Emergency Lighting provides safe, sure, modern protection. Batteries are always fully charged and respond *instantly* and *automatically* when needed. Units and systems can be supplied to meet any requirement, from a few lights to many.

1888..Dependable Batteries for 61 Years..1949

"Exide" Reg. Trade-mark U. S. Pat. Off.

THE ELECTRIC STORAGE BATTERY COMPANY, Philadelphia 32 • *Exide Batteries of Canada, Limited, Toronto*

New John Hancock Building — Architects & Engineers, Cram & Ferguson, Boston; Contractors, Turner Construction Co., New York.



HERRING · HALL · MARVIN VAULT EQUIPMENT *of course,*

for the BERKELEY STREET OFFICE of
FIRST NATIONAL BANK OF BOSTON
in Boston's newest skyscraper.

THE heart of this magnificently modern branch bank—its vault—is completely Herring-Hall-Marvin equipped.

Here the last word in protection is clad in the lasting beauty of stainless steel. The three imposing vault entrances, with exclusive improved interlocking construction beneath their gleaming surfaces, have every modern protective and safety feature.

The tier after tier of pilfer-proof, double-lock safe deposit boxes, in the widest variety of sizes, are oil-free, soil-free—combine *low* maintenance with *high* customer appeal.

If your plans call for a new vault or other protective devices, take advantage of the experience of our protection engineers. They're at your command any time—no obligation.



SEND FOR
FREE FOLDER

"Today's Master Architect
and the Modern Bank."


See our big *new*
8-page catalogue $\frac{22a}{8}$
in SWEET'S.

HERRING · HALL · MARVIN

MAIN OFFICES AND FACTORY IN HAMILTON, OHIO


BRANCH OFFICES: In New York, Chicago, Boston, Washington, St. Louis, Atlanta, Houston, Philadelphia, San Francisco, Los Angeles, Detroit, Pittsburgh, Omaha, Minneapolis, Charlotte.
OTHER AGENCIES ALL OVER THE WORLD.

HARVEY S. FIRESTONE LIBRARY IS NEWEST PRINCETON BUILDING




BARRETT PROVIDES THE ROOF

56,400 square feet of Barrett Specification* roofs protect the Harvey S. Firestone Library at Princeton, N. J. Barrett Approved Roofer: Warren-Ehret Co., Philadelphia, Pa.



The Harvey S. Firestone Library at Princeton, N. J., will house the University's priceless collections of books and manuscripts. Barrett Specification* roofs were the natural choice—not only because they take Fire Underwriters' Class "A" rating, but also because they are the toughest, longest-wearing, best value, built-up roofs that can be built. Bonded for periods up to 20 years, they're built to outlast the term of their guaranty by many years.



1 Barrett Specification* roofs are applied by Barrett Approved Roofers according to rigid Barrett specifications developed through years of successful roofing experience.

2 They are built up of alternate layers of finest grade coal-tar pitch and felt. Barrett* pitch, the *life-blood* of the roof, is impervious to water and unexcelled as a waterproofing agent.

3 Top quality felt of Barrett's own manufacture holds the pitch in place and permits the use of greater quantities of this waterproofing than would otherwise be possible.

4 Final steps are a triple-thick coating of pitch—*poured*, not mopped—plus an armored surface of gravel or slag. Result is a roof that takes Fire Underwriters' Class "A" rating—a roof so good it can be bonded for 20 years.

SEE BARRETT'S ARCHITECTS AND ENGINEERS REFERENCE MANUAL IN "SWEET'S"



THE BARRETT DIVISION

ALLIED CHEMICAL & DYE CORPORATION
40 Rector Street, New York 6, N. Y.


36th St. and Gray's Ferry Ave.,
Philadelphia 46, Pa.

205 W. Wacker Drive
Chicago 6, Ill.

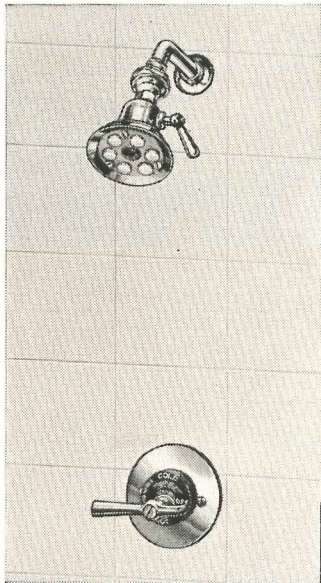
1327 Erie Street
Birmingham 8, Ala.

In Canada:
The Barrett Company, Ltd.
5551 St. Hubert St., Montreal, P. Q.

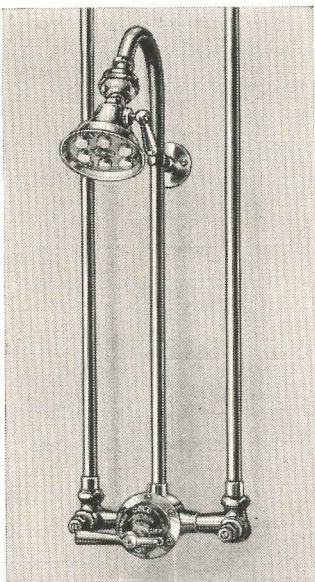

*Reg. U. S. Pat. Off.



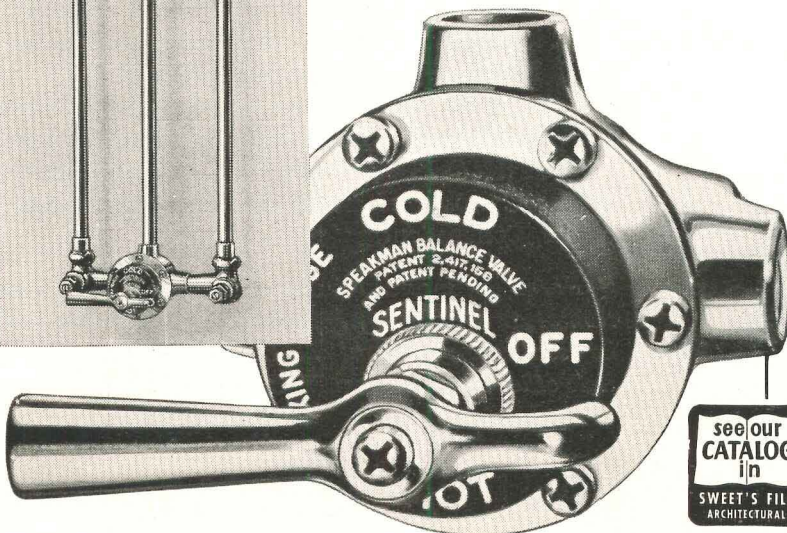
The Greatest Advance In Plumbing Since the Bathroom Moved Indoors!



S-1700
Speakman Concealed Sentinel Shower with Anystream Shower head. Size 1/2".



S-1720
Speakman Exposed Sentinel Shower with Anystream Shower Head. Size 1/2".



SPEAKMAN Sentinel Shower

WITH THE **ANYSTREAM
SHOWER HEAD**

... THE F-L-O-A-T-I-N-G SENTINEL ...



Holds shower temperatures steady!

It maintains shower temperature set by the bather.

It guards against sudden temperature changes to steaming hot or icy cold water caused by fluctuating supply line pressures.

It has no tricky, temperamental springs, rockers, thermostats or other gadgets that might break down and are difficult to replace or repair.

It works on water pressure alone!

It is easily accessible from face of wall and can be quickly removed, if necessary, for inspection or cleaning without shutting off the water supply!

It is an ideal companion for the SPEAKMAN ANYSTREAM SHOWER HEAD which gives normal—needle—flood spray with just the turn of the lever.

• Send for Sentinel Shower Folder BV-1 containing specifications and roughing-in diagrams of Sentinel Showers for all types of installations. For complete matched sets of Speakman Showers and Fixtures, see our catalog S-46.

"Established in 1869"

SPEAKMAN

SHOWERS AND FIXTURES

SPEAKMAN COMPANY, WILMINGTON, DELAWARE






New building addition to Country Life Press, Garden City, N. Y., containing 110,000 sq ft of floor space with electrical raceways always quickly and conveniently available.

**Country Life
PLANNED
FOR A LIFETIME**

Country Life Press, Garden City, New York, needed a wiring system that would permit fast relocation of electric equipment—a wiring system that would be readily adaptable to changes in circuits and outlets with a minimum of expense. When they planned this new 110,000 sq-ft plant addition, they could determine initially needed electrical and signal outlets. However, it was practically impossible to estimate future demands. To meet these, Country Life included Robertson Q-Floors with General Electric Q-Floor Wiring, to give them the electrical flexibility they needed.



Q-Floor in place on first floor. Notice large number of cells—everyone available for wiring.

Buildings equipped with General Electric Q-Floor Wiring enjoy a decided advantage. At any time during the life of the building, circuits can be removed or new outlets can be installed on the floor surface where they are needed, when they are needed, in a few minutes. Changes can be made easily and quickly, without digging trenches, and without interrupting occupants' activities.

By means of simple fittings, the entire Q-Floor becomes part of the electrical and signal distribution system. Since the cells are on 6-inch centers, outlets can be installed every six inches. To add a new outlet, it is necessary only to tap through the floor into the Q-Floor cell and install the floor outlet.

Want more information on General Electric Q-Floor Wiring? Write on your letterhead for a free copy of the *Q-Floor Wiring Data Manual*—address Section C7-104, General Electric Company, Bridgeport 2, Connecticut.

Q-Floor is manufactured only by the H. H. Robertson Company, Pittsburgh, Pa. Samples can be seen at any General Electric Construction Materials office or Robertson District Office.

CONSTRUCTION DATA

Architect:.....H. T. Lindeberg
 General Contractor...George A. Fuller Company
 Consulting Engineer:.....Clyde R. Place
 Electrical Contractor...Naumer Electric Company


Q-Floor Wiring
 FOR ELECTRICAL FLEXIBILITY

GENERAL  ELECTRIC


ANNOUNCING a New and

Improved

KENBASE

(A WALLBASE)

IN 4 COLORS: BLACK,
RED, GREEN and TAN

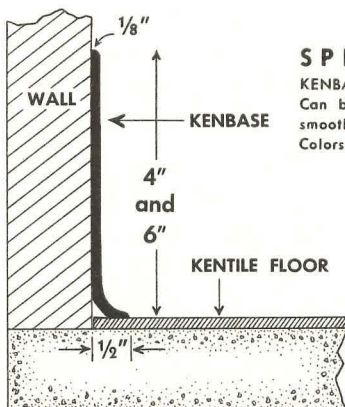


New Flexibility...New Finish...New Colors...New 24-inch Length

FLEXIBLE KENBASE "MOLDS" INTO PLACE. CAN'T SPRING OUT OF POSITION. Kenbase is thermoplastic, compounded with special properties that not only give it greater flexibility...but also make it hold the shape it's given when heated and applied around corners. Once it cools, Kenbase "sets" firmly—won't spring or pull out of position as some materials do. Dirt cannot get between Kenbase and the wall.

KENBASE SMOOTHER FINISH ENHANCES APPEARANCE... easier to clean. The smoother surface of the new Kenbase creates a luxurious, custom-built effect...and its finer texture harmonizes pleasantly with both floor and walls. It's also easier to clean—another feature your clients will appreciate.

KENBASE NEVER NEEDS PAINTING... resists scuffing, won't show mop marks. Available in four colors which can't wear off. Kenbase is built to withstand rough usage, holds its smooth finish and handsome appearance throughout its long lifetime.



SPECIFICATIONS
KENBASE NEEDS NO "GROUNDS."
Can be applied directly against any smooth wall.
Colors: BLACK, RED, GREEN and TAN.



KENBASE IS QUICKER TO INSTALL... with fewer joints. Note how use of the pre-molded corners means mechanic must make *four* individual corner installations...then install additional base in the intervening spaces indicated by arrows—*seven* different operations in all. But in this same space two lengths of Kenbase do the job...saving time...eliminating unnecessary joints.

KENBASE IS MADE BY THE MAKERS OF

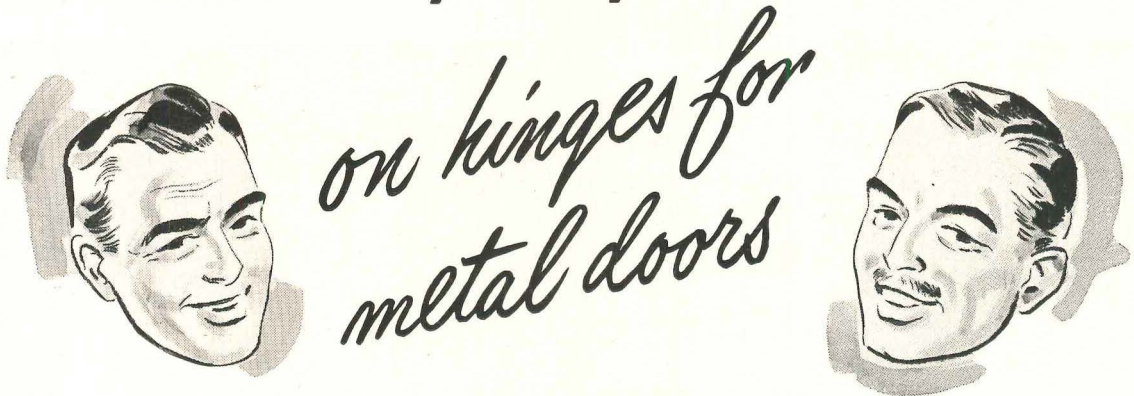
KENTILE®

The Permanently Beautiful
Asphalt Tile



DAVID E. KENNEDY, INC., 58 Second Ave., Brooklyn 15, N. Y.
350 Fifth Ave., New York 1, N. Y. • Ring Building, 1220 - 18th St., N.W.,
Washington 6, D. C. • 1211 N.B.C. Building, Cleveland 14, Ohio • Bona
Allen Building, Atlanta 3, Ga. • Kansas City Merchandise Mart Inc.,
2201-5 Grand Avenue, Kansas City 8, Mo. • 1440 11th Street, Denver
4, Colo. • 4532 South Kolin Ave., Chicago 32, Ill. • 1855 Industrial
Street, Los Angeles 21, Cal. • 452 Statler Bldg., Boston 16, Mass.

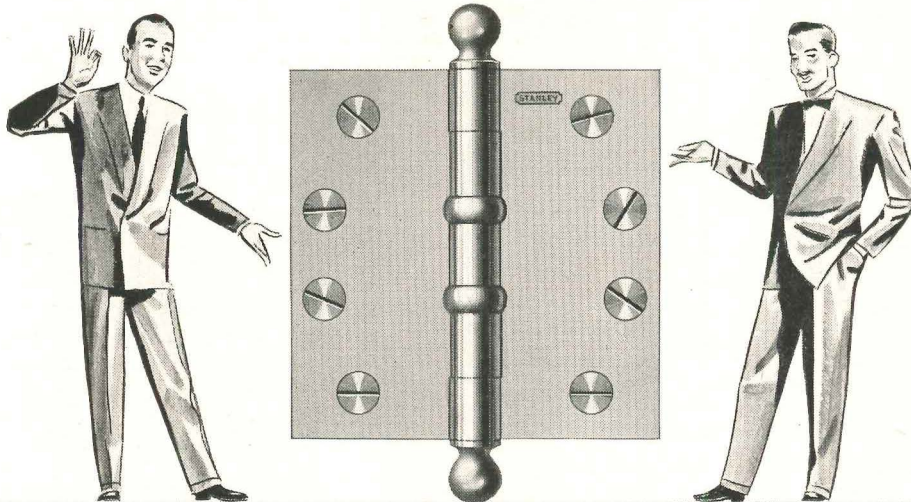
The builder sees eye-to-eye with the architect



"Give me a butt hinge that fits into the metal doors and frames prepared for it", says the builder. When hardware for these types of openings doesn't fit, it's a headache—and mighty costly. That's why builders prefer to work with

"I want butt hinges that will last the life of the building," says the architect. Hinges that wear under high frequency operation throw doors out of alignment. That's why, for all types of metal doors, progressive architects specify

STANLEY TEMPLATE BUTT HINGES



Every screw hole in a Stanley Template Butt Hinge fits *exactly* the sinkage and screw hole location in hollow metal doors and pressed steel jambs made to U. S. Standard Template. On heavy hollow metal doors or hollow metal doors with high frequency service use Extra Heavy 4 Ball Bearing Template Butt Hinges. For medium weight doors receiving average frequency service, use 2 Ball Bearing Template Butt Hinges; BB174 Template (shown) is recommended. Made in steel, brass, bronze or stainless steel they are exact in size and gauge of metal.

To keep building costs down . . . to satisfy your clients, insist upon butt hinges that bear the name Stanley, the greatest name in hardware. The Stanley Works, New Britain, Conn.

STANLEY

Reg. U. S. Pat. Off.

HARDWARE • HAND TOOLS • ELECTRIC TOOLS • STEEL STRAPPING



basis for beauty




Above: Milledgeville Hospital, Milledgeville, Ga. Scroggs & Ewing, Architects, Beers Construction Co., Contractors. Truscon Maxim-Air, Intermediate Projected, Basement Windows & Screens.

Streamlined Truscon Maxim-Air Steel Windows


● All ventilators are top-hinged to open out, are mechanically controlled and open or close simultaneously by a completely concealed mechanism. The resulting elimination of unsightly arms and shafts permits the most convenient and effective arrangement of shades, screens and draperies.

Truscon Maxim-Air Steel Windows are ideal for use in warm climates, enclosed porches, solariums, or in any structure wherein it is important to provide free circulation of air in inclement weather as well as on sunny days. Detention type windows in this design can be made with glass heights as low as five or six inches for use in psychiatric institutions.




Above: Interior view of Milledgeville Hospital, illustrating complete concealment of operating mechanism on Truscon Maxim-Air Windows.

This unique Truscon development is offered in a wide range of designs and sizes. Architects are thus assured of an opportunity to design their requirements around specific needs without unduly restrictive limitations as to unit size and ventilator layout.



Above: Exterior view of Milledgeville Hospital, showing Truscon Maxim-Air Windows in open position.

FOR COMPLETE DETAILS and specifications, write for free catalog complete with installation data on Truscon Steel Windows for every type of commercial, institutional, industrial and residential use.



Truscon Steel Company • Youngstown 1, Ohio

SUBSIDIARY OF REPUBLIC STEEL CORPORATION

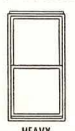
TRUSCON'S STEEL WINDOW LINE INCLUDES ALL CONVENTIONAL TYPES PLUS EXCLUSIVE TRUSCON DESIGNS



LIGHT DOUBLE - HUNG
SERIES 138



HEAVY
DOUBLE - HUNG
SERIES 46



LIGHT AND
INTERMEDIATE
CASEMENTS



INTERMEDIATE
PROJECTED



INTERMEDIATE
COMBINATION



MAXIM - AIR
LOUVER TYPE



DONOVAN
AWNING TYPE



GUARD
TYPE



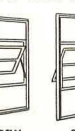
ARCHITECTURAL
PROJECTED



COMMERCIAL
PROJECTED



PIVOTED
TYPE



SECURITY
TYPE



PSYCHIATRIC
TYPE

Announcing... A New Store Book

Ben Schnall Photo

"Planning Stores That Pay"

by Dr. Louis Parnes, A.I.A.

for

Architects and Store Designers,
Department and Chain Store
Administrators

"The great majority of department stores today are not making the most efficient use of their space,"

says Dr. Louis Parnes, international authority on store planning.

"This is due to haphazard growth and bad planning . . . The tremendous occupancy costs, which absorb 6% or more of gross sales, can be cut down in relation to sales by good design."

In his new comprehensive study "Planning Stores that Pay," Dr. Parnes demonstrates the amazing degree to which architecture — as expressed in counter lengths, traffic flow, etc. — speeds and increases retail sales, not only for department stores but for specialty and chain stores. Point by point he conducts a tour of the store to illustrate the right and wrong aspects of profit-making design. He shows how to compute such diverse factors as, say, the ideal width of show windows and the optimum number of chairs in a shoe department.

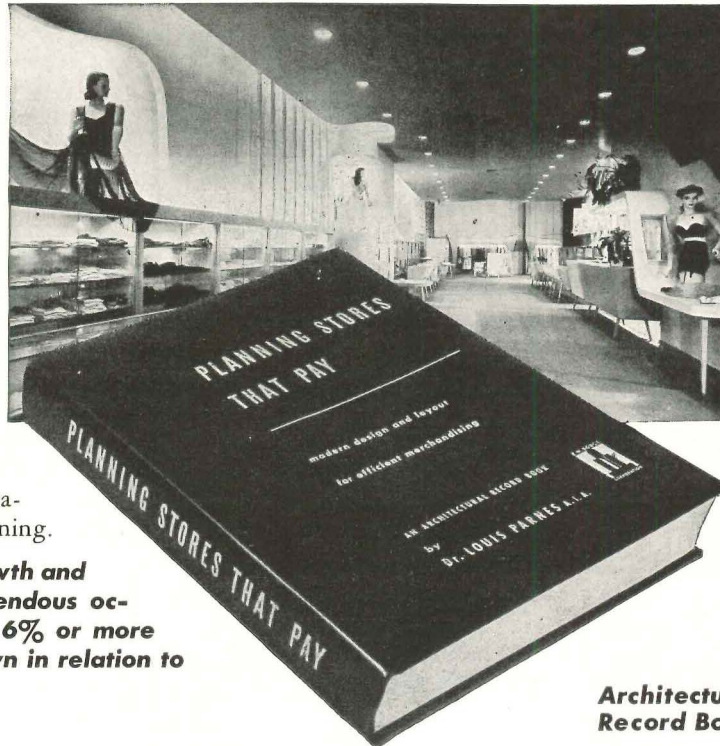
With more than 500 illustrations, he explores every detail of the store and its arrangements — entrances, arcades, show windows, transportation systems, furniture and fixtures, receiving and shipping facilities, floor and department layouts, display arrangement and lighting, and all the hundreds of items that go to make up a modern merchandising machine. Everything is calculated from the viewpoint of efficiency, and the contribution of each part of the store to the process of selling goods profitably is the criterion of its recommended design. Diagrams, charts and scale drawings, from hundreds of leading stores and from the works of America's greatest store architects, prove each point graphically.

Why Every Department Store — Old or New — Now Needs an Architect's Service

Composite statistics of department store income and expense have long been put to invaluable use in stepping up store efficiency. Dr. Parnes shows how they also can be used as a precise basis for designs that automatically enhance sales . . . and reveals the enormous potential profits thus available. The first store to be thus fully engineered will have extraordinary advantages! *But meanwhile every department store in the country can begin at once to plan its architectural transformation.*

A Basic Textbook on Store Architecture

"Planning Stores That Pay" is a book of basic principles, but specific ideas flow from its pages in rapid succession. A single chapter has enough suggestions to launch a number of long-term projects in store layout, equipment,



An
Architectural
Record Book

Over 500 photographs and diagrams of floor plans, store fronts and interiors.

Features 112 stores and shops . . . the work of more than 60 architects and designers.

300 pages; 8½ x 11¼; heavy, durable, cloth binding; 80 lb. coated stock; Detailed Table of Contents; Comprehensive Index.

TABLE OF CONTENTS

1. Introductory Survey
2. City Planning Considerations
3. The Selling Zone
4. The Customers' Zone
5. The Merchandise Zone
6. The Show Window
7. The Personnel Zone
8. Interior Lighting
9. Circulation and Transportation
10. Scientific Surveys and Data

CONTENTS OF A TYPICAL CHAPTER

To indicate how logically and thoroughly this book deals with its subject, here are the section headings of a single chapter (Chapter 3, entitled "The Selling Zone"):

Space Organization. Coordination and Arrangement of Central Sales Areas. Relative Size of Departments. Circulation on Selling Floors: Aisle Layout; Aisle Densities; Equipment Layout. Fixture Specifications. Self-Service Equipment. Flexible and Standardized Equipment. Service Stations. Interior Display. Interior Column Spacing. Productivity, Efficiency, and Equipment Layout. Special Sales Rooms. New Trends in Basements. Main Floor Layout.

A few of the architects

and firms whose works are discussed are:
Carson & Lundin
Morris Lapidus
Shreve, Lamb & Harmon
Kenneth Franzheim
Fred N. Severud
Harry Devine
William Lescaze
H. Roy Kelley
John S. Redden
Albert C. Martin
John M. Hatton
Morris Ketchum, Jr.
Ernest J. Kump
Stiles O. Clemens

etc. Any department store administrator can see that it will pay him to call in private architects for immediate replanning, and that such replanning may well pay for itself a hundred times over.

Department stores have exhausted great resources of effort and ingenuity to maintain their life-line margin of profit. The fact that "Planning Stores That Pay" suddenly injects into this situation sensational new weapons for combating competition makes this an extremely valuable, if not indispensable, book for architects and store administrators. With it they can speak each other's language, work together, and make the most of today's great opportunities.

Order Your Copy Now

"Planning Stores That Pay" is now available to you at the price of \$15 per copy. But because the demand for this book is exceeding even the most sanguine expectations, the initial printing may soon be exhausted. Therefore, to make sure of your copy of this new, basic text on advanced store design and planning, order your copy now.

Use the convenient coupon at the right. The book will be sent promptly on receipt of your order . . . postpaid.

BOOK DEPARTMENT, ARCHITECTURAL RECORD
119 West 40th Street, New York 18, N. Y.

Enclosed is \$.....for.....copy(s) of "Planning Stores That Pay," by Dr. Louis Parnes, A.I.A., at the price of \$15 per copy. For N. Y. C. add 2% sales tax.


Name.....

Address.....


City.....Zone.....State.....

*“I don't worry
when I design with Carrara Glass”*

That's how many architects feel about this structural glass. They know that Carrara Glass possesses the properties that assure quality and permanence in a finished job. And there are a lot of reasons for this. In the first place, Carrara is the result of "Pittsburgh's" extensive and untiring research, aimed at helping to solve architectural problems by supplying materials which will produce better jobs. Then, Carrara is a thoroughly versatile and adaptable medium. It offers countless opportunities for original effects, through its beauty . . . its always fresh and modern "feel" . . . its many possible color combinations. It's a finely-machined product; easily handled. Joints are true and even; there is no lippage. It has a closely knit structure. It's impervious to weather, moisture, chemicals, grease, and pencil marks. It doesn't check, craze, fade nor stain. So why not give Carrara Glass serious consideration in *your* plans? It will save you worry; give lifelong satisfaction to your clients.



Architect: Wm. York Cocken, Pittsburgh, Pa.



Carrara *the quality structural glass*



PAINTS • GLASS • CHEMICALS • BRUSHES • PLASTICS

PITTSBURGH PLATE GLASS COMPANY

Safe footing in every step...

TUFF-TRED

SAFETY STAIR NOSING


Building for permanence calls for TUFF-TRED Safety Stair Nosings on every step . . . nothing will do so much for the appearance and safety of stairs. For use on any type stair whether new or old . . . in office or industrial buildings, in schools or in homes. Wherever installed TUFF-TREDS prove extremely long wearing . . . for they're durably constructed of polished extruded aluminum with anti-slip, semi-resilient abrasive filler. Practical architects and contractors consistently specify TUFF-TREDS because of their permanent beauty, safety and economy.

You are invited to write for complete details



GOODLOE E. MOORE, INCORPORATED • DANVILLE 6, ILLINOIS

Recognized Everywhere!



IT'S HAWS FOR HIGHEST QUALITY

- Best Materials
- Finest Workmanship
- Trouble-free Valves and Fittings
- Complete Sanitation

Write today for '49 HAWS Catalog.
Specify HAWS—and be sure!

HAWS SANITARY DRINKING FOUNTAINS
ELECTRIC WATER COOLERS

HAWS DRINKING FAUCET CO.

1441 FOURTH STREET (Since 1909) BERKELEY 10, CALIFORNIA
Agents and Sales Representatives in All Principal Cities

Available Now!

CHENEY FLASHING

3-Way Bond

16 OZ. COPPER

CHENEY FLASHING REGLET

16 OZ. COPPER

WRITE FOR DESCRIPTIVE FOLDER Dept. R.

CHENEY FLASHING is again being made by the original inventor who pioneered the art of thru-wall flashing eighteen years ago.

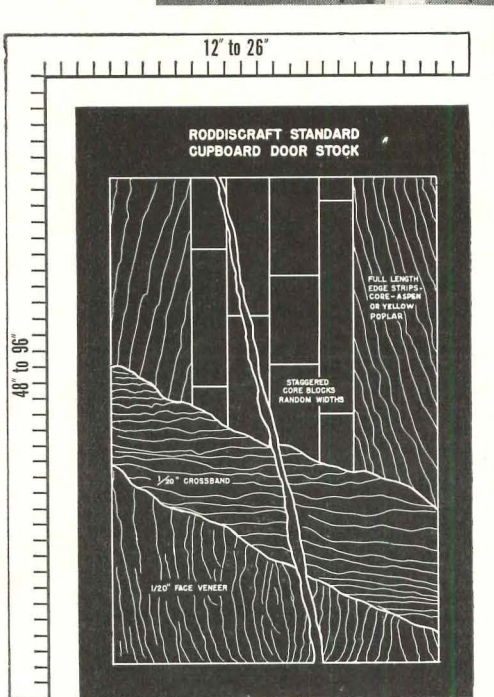

No thru-wall flashing can operate successfully unless it has the two very important features that are found in CHENEY FLASHING—proven weep-hole drainage and the three-way bond, vertical as well as longitudinal and lateral.

Remember, the inferior two-way flashings, crimped copper and membranes, have neither the vertical bond nor do they drain moisture from the wall fast enough. Furthermore, their first cost advantage has disappeared because today Cheney Flashing is no longer a specialty—it's a standard commodity.

CHENEY FLASHING CO. Trenton, N. J.

Roddiscraft Cupboard Door Stock

made in sizes to fit every need...



DON'T pay for waste!

Roddiscraft cupboards door stock is designed especially to eliminate wasteful cutting. This sturdy $\frac{3}{4}$ " panel is manufactured in widths of 12", 14", 16", 18", 20", 22", 24" and 26"; and in lengths of 48", 54", 60", 66", 72", 78", 84" and 96". All Roddiscraft warehouses carry a complete line of cupboards door stock. Order the sizes which will cut most economically for your installations. Prompt delivery to any location.

Roddiscraft cupboards door stock is a quality product in the well-known Roddiscraft tradition. Full length edge strips of Aspen or Yellow Poplar are bonded to a well-seasoned staved Aspen core. Hardwood $\frac{1}{20}$ " crossbands and sound Birch $\frac{1}{20}$ " faces complete the five-ply assembly which is bonded with water resistant resin glue by the most modern hot plate press methods. All stock is belt sanded to a smooth finish at the factory.

Roddiscraft

Warehouses From Coast to Coast

Quality Economy
Dependable Service

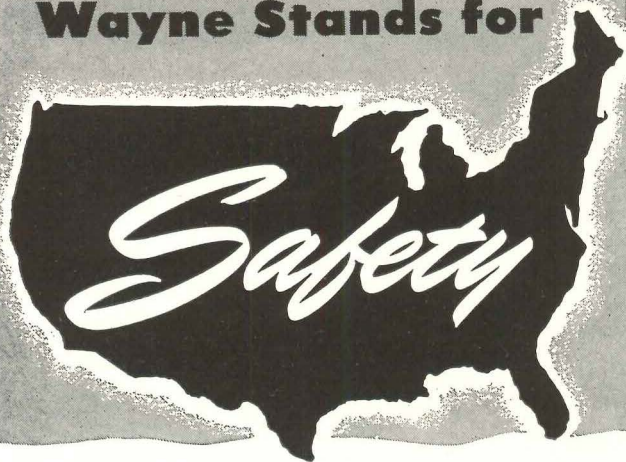
Cambridge 39, Mass. 229 Vassar St.
Charlotte, N. C. 123 E. 27th St.
Chicago 8, Ill. 1440 W. Cermak Rd.
Cincinnati 2, Ohio. 457 E. Sixth St.
Dallas 10, Texas. 2800 Medill St.
Detroit 14, Mich. 11855 E. Jefferson St.
Kansas City 3, Kan. 35-53 Southwest Blvd.
L. I. City, N. Y. Review & Greenpoint Ave.
Los Angeles 11, Calif. 2860 E. 54th St.
Louisville 10, Ky. 1201-5 S. 15th St.
Marshfield, Wis. 115 S. Palmetto St.
Milwaukee 8, Wis. 4601 W. State St.
New York 55, N. Y. 920 E. 149th St.
Port Newark 5, N. J. 103 Marsh St.
St. Louis, Mo. 4453 Duncan Ave.
San Antonio, Texas. 727 N. Cherry St.
San Francisco 24, Cal. 345 Williams Ave.

Roddiscraft

RODDIS PLYWOOD CORPORATION
MARSHFIELD, WISCONSIN

From Coast to Coast

Wayne Stands for




In durability, utility and appearance . . . in comfort and visibility . . . in **SAFETY**, Wayne Grandstands excel.

That's why schools, colleges and universities from Maine to California choose Wayne Grandstands and Gymstands for their athletic fields and gymnasiums.

Wayne Stands are made in a variety of types and sizes to meet different requirements. And, all Wayne Stands conform to exacting specifications in design, construction and materials.

Let us help you to choose a stand that will be consistent with available space and your budget. Our catalog is available upon request—our sales representatives will render personal guidance if desired.

A Wayne Elevated Type "H" Steel, Portable Grandstand, Haverford College, Haverford, Pa.



"Wayne Stands  *for Safety"*


WAYNE IRON WORKS

REPRESENTATIVES IN 42 CITIES

148 NORTH PEMBROKE AVE. • WAYNE, PENNA.

John Hancock
Life Ins. Co. Building
Boston, Mass.

Cram & Ferguson
Architects —
Engineers



Equipped with Cutler Mail Chutes

ESTABLISHED 1883


Cutler Mail Chute Co

ROCHESTER 7, N. Y.

**BURPS and
BUBBLES**

are **DANGER**
SIGNS

● Burps and bubbles coming from sinks indicate trouble. They may be the result of drain lines clogged with grease. Grease builds up in unprotected drain lines from sinks, dishwashers and drains . . . slowing up drainage and eventually causing costly repairs.



Why take chances on having this happen in the buildings you plan? Specify Josam Grease Interceptors. They catch the grease before it gets into the drain lines . . . keep them clear . . . eliminate repair bills. Their performance is proven through thousands of installations in restaurants, hotels, hospitals and other institutions. Write for free copy of Manual "A," the Authority on Grease Interception.

JOSAM MANUFACTURING COMPANY

Main Sales Office, 302 Josam Building, Cleveland 13, Ohio
Manufacturing Division, Michigan City, Indiana

Representatives In All Principal Cities

WORTHINGTON

AIR CONDITIONING REPORT

WORTHINGTON PUMP AND MACHINERY CORPORATION
HARRISON, NEW JERSEY

Specialists in air conditioning
and refrigeration
for more than 50 years

Clinically-clean Air For Children's Hospital


As you can imagine, the air into which a baby is delivered and in which it passes its first few days must be scrupulously clean and its temperature accurately controlled. Too high a room temperature, for example, invites enteritis (inflammation of the intestines), which is common among babies.

In the Children's Hospital, Cincinnati, Worthington equipment is used to air condition the infants' ward, surgical ward and milk preparation room.

The equipment used for the infants' ward includes two Worthington package units, with hermetically-sealed compressors, to cool, dehumidify, clean, circulate and ventilate. Each occupies only eight square feet, but has a cooling capacity of 5 tons.

No case of enteritis has been reported since the installation was made.

In the surgical ward, which consists of five operating rooms and five auxiliary work rooms, a Worthington package air conditioner with conven-



Children's Hospital, Cincinnati—equipped with Worthington Air Conditioning

tional reciprocating compressor and evaporative condenser, is used for the comfort and efficiency of surgeons and nurses and, by humidity control, to prevent the hazard of static spark which exists where there are ether fumes.

Another 5-ton package unit with hermetically-sealed compressor provides filtered air to the room where milk formulas are prepared.


Engineering and installation by Henry Niemes, Inc., Cincinnati.

An Ideal Climate For World-Wide Explorations


Much of the exploration in the oil industry—the geo-physical *laboratory* type of exploration—is done by Rogers-Ray, Inc., in Houston, Texas, serving petroleum firms all over the world. In line with providing its staff with the best possible working conditions and to maintain constant air conditions in the laboratory, Rogers-Ray has installed Worthington Air Conditioning.

When the instruments are built, it is necessary to maintain tolerances which are so fine that they could be affected by variations in temperature and humidity. In the main offices, it is important to protect against shrinkage or expansion of blueprint and tracing paper carrying finely detailed drawings.

The engineer, H. E. Bovay, Jr., selected Worthington AHY and AVY



Office building of Rogers-Ray, Inc., Houston, Texas



Worthington AVY Air Conditioning Unit at Rogers-Ray, Inc.


Pampering Paper

In the New York plant of General Aniline & Film Corporation's Ozalid Division, makers of white print and dry developing machines and sensitized papers, Worthington Air Conditioning is used to insure constant temperature and humidity conditions for the processing and storage of the film paper.

The equipment includes two horizontal-mounted central station air conditioners and two Freon-12 condensing units.

The compressors are equipped with automatic capacity control, lightweight automotive-type pistons and Worthington Feather* Valves, lightest, tightest, quietest ever made.

*U. S. Reg. Pat.



Worthington Freon-12 Compressor at Ozalid plant

central station air conditioners for complete year-round air conditioning. These units are designed essentially for installation remote from the place to be conditioned. Air distribution is handled in the shop building by one 4500 cfm unit, in the office building by two 4500 cfm units and a 2000 cfm unit. These units are sectionally-constructed, permitting ease of handling, inter-changeability and flexibility of assembly. They are served by two Worthington four-cylinder V-type Freon-12 Compressors, both of which are connected to a single horizontal cleanable-type shell-and-tube condenser.

Installation was made by Gregory-Edwards, Inc. of Houston.

WORTHINGTON



AIR CONDITIONING AND REFRIGERATION

A complete line . . . in which *all* the vital components are *made*, not just assembled by Worthington. For more worth with Worthington, see your nearby Worthington distributor (consult Classified Telephone Directory).

Unexcelled for beauty and comfort
 . . . unsurpassed for years of satisfaction
 Thonet furniture meets the most exacting
 requirements for attractive new interiors.
 Functional in design and warm in appearance
 Thonet chairs, tables and upholstered pieces
 come in a variety of patterns and in
 a selection of exquisite wood finishes
 and beautiful covers.

Write for illustrations and detailed
 information on Thonet "Bentply"
 and "Bentwood" furniture.



THONET
 BROS. INC.
 FOR FINE FURNITURE

Library—CONVALESCENT HOME, FAR ROCKAWAY, N. Y.
 Architect: Morris Lapidus
 (Thonet chairs 3005 and tables 3096/1)



ONE PARK AVENUE, NEW YORK 16, N. Y.
 SALES OFFICES:
 1698 Merchandise Mart • Chicago, Ill.
 Statesville, N. C.

FITZGIBBONS

For 63 years, the right name in
STEEL BOILER HEAT

"400" SERIES

"80" SERIES

"D" TYPE

A.S.M.E. CODE
Constructed

HYDROSTATICALLY
Tested

HARTFORD INSURANCE
Inspected

S.B.I. CODE *rated*

Fitzgibbons Boiler Company, Inc. 101 PARK AVE. NEW YORK 17, N. Y.

PREFABRICATION IN BUILDING

By RICHARD SHEPPARD, F.R.I.B.A.

This book examines the development of prefabrication in England, America and elsewhere, and analyzes in detail the various systems — some commercial and some merely experimental — which have so far been used. It considers the important relationship between prefabrication and the industrial and economic background in various countries and outlines the changes that prefabrication is bringing about in building procedure.

No builder or architect who is seeking ways to economize on house construction can afford to miss this valuable guide — 148 pages printed in large clear type on heavy coated paper, well indexed and illustrated with 163 excellent photographs and diagrams. \$5.50 per copy.

Book Department, ARCHITECTURAL RECORD
 119 West 40th Street, New York 18, N. Y.


I enclose \$..... Send me..... copy(s) of "PREFABRICATION IN BUILDING," by Richard Sheppard at \$5.50 per copy. (Add 2% Sales Tax for New York City delivery — \$5.61 in all)

Name.....

Address.....

City..... Zone..... State.....

Planning a hospital



or a hangar

Build it better with *** DURAPLASTIC**

In planning the structural jobs of today and tomorrow, architects, engineers and contractors specify Atlas *Duraplastic air-entraining portland cement. To the outstanding flexibility of concrete design, Duraplastic brings added durability and improved appearance. Its advantages apply equally to all types of mass and structural concrete—for foundations, columns, walls and floors in buildings, for paving and other construction. Duraplastic is adaptable to slip-form, gunite, stucco and many other uses. It makes *better concrete at no extra cost.*

With Duraplastic cement, less mixing water is needed for a given slump of concrete. The resultant mix is more *plastic, more workable, more cohesive*

and more *uniform.* It's easy to place and finish. Water-gain and segregation are effectively minimized. The concrete is highly resistant to the effects of freezing-thawing weather and exposure.

Atlas Duraplastic calls for no added expense or unusual changes in procedure. It conforms with ASTM and Federal specifications. Send for further information to Universal Atlas Cement Company (United States Steel Corporation Subsidiary), Chrysler Building, New York 17, N. Y.

OFFICES: Albany, Birmingham, Boston, Chicago, Dayton, Des Moines, Kansas City, Minneapolis, New York, Philadelphia, Pittsburgh, St. Louis, Waco.

*"Duraplastic" is the registered trade mark of the air-entraining portland cement manufactured by Universal Atlas Cement Company.

AR-D-86

ATLAS DURAPLASTIC

AIR-ENTRAINING PORTLAND CEMENT

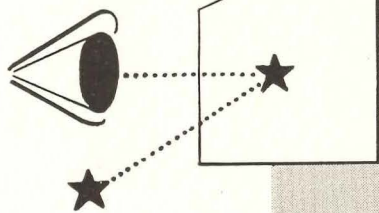
MAKES BETTER CONCRETE AT NO EXTRA COST

TRADE MARK REG.
U. A. C. CO.



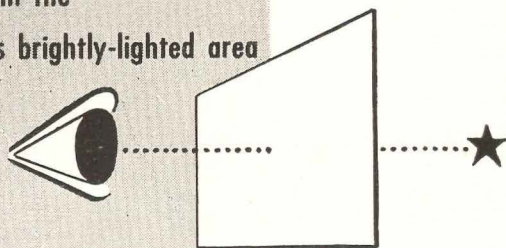
"THE THEATRE GUILD ON THE AIR"—Sponsored by U. S. Steel Subsidiaries—Sunday Evenings—ABC Network

From the
brighter-lighted area



IT'S A MIRROR!

From the
less brightly-lighted area



IT'S TRANSPARENT

Transparent Mirror

... a unique glass with almost unlimited practical and decorative uses

How is it possible for one piece of glass to be both? L·O·F's Transparent Mirror has a thin chrome alloy coating on one side, permitting a reflection of about 50%. When the light is brighter on the observer's side, he sees a reflection... when it is brighter on the opposite side, he sees right through the glass.

Your own imagination will suggest many places where this unique glass can be used for practical and decorative uses. Already it has been installed for special decorative effects in hotels and theaters... for attention-getting displays in stores... for one-way vision panels between restaurant kitchens and dining rooms, and in residence doors.

For full information, write to Liberty Mirror Division, Libbey-Owens-Ford Glass Company, 6959 Nicholas Bldg., Toledo 3, O.

*T. M.

Libbey-Owens-Ford
Mirropane*
TRANSPARENT MIRROR

LIBERTY MIRROR DIVISION
Libbey-Owens-Ford Glass Company

Schundler Vermiculite

PLASTER AGGREGATE

Reduce danger of destructive fires! Schundler vermiculite is fireproof. One inch of vermiculite plaster has been given a 4-hour fire rating for steel beam protection. Save on weight — 3½ times the insulating value with only ⅓ the weight of sand plaster... Acoustical... Crack resistant...

CONCRETE AGGREGATE

Use Schundler vermiculite for insulating concrete floor slabs in basementless houses. Direct the flow of heat in radiant floor panel installations by laying the pipes directly on the insulating concrete.


Used for roof fill, in light-weight structural roof, dairy barn floors and insulating walls. It is light-weight, fireproof, and eliminates condensation.

Write for descriptive literature on these Schundler Vermiculite Products.

F. E. SCHUNDLER & CO., INC.

Joliet, Illinois
505 Railroad St.

Long Island City, N. Y.
46-16 Vernon Blvd.



K. S. Brown Photo

McCaul Apartment House No. 3

Mr. McCaul tried ROBERSON HEATSUM CABLE in two units of one apartment house and found it very successful. He has since had it installed in three other apartment houses.

ELECTRIC RADIANT HEAT

Eliminates central heating plant • Makes it possible for each tenant to control and pay for his own heat • Is so clean that redecorating is required only half as frequently • Lowers the operating cost of the heating system which decreases customers' rentals

HEATSUM CABLE

Manufactured by

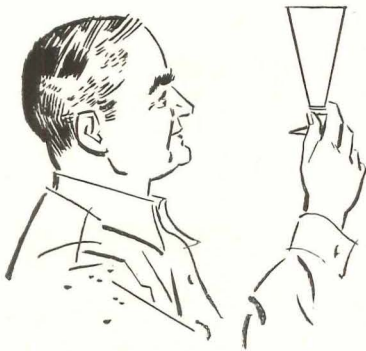

L. N. ROBERSON COMPANY

1539 East 103rd Street

Seattle 55, Washington

Literature on request

WALLS AND CEILING OF STAINLESS STEEL. This view of the upperpart of a wort cooler room in a brewery illustrates an unusual piece of designing—walls, ceiling, catwalks, ladder and railings are of type 302 stainless steel to prevent contamination of the product. Stainless steel is very strong in itself—however, corrugating the sheets made them self-supporting and eliminated the need for structural work to hold the sheets. All joints were welded, then ground smooth—actually making the room one single piece of stainless steel.



GOOD-LOOKING? YES, BUT SANITARY AND STRONG, TOO!

● As a decorative medium, Republic ENDURO Stainless Steel has found wide use in architecture. Its lustrous beauty permits unusual treatment—and the surface lasts indefinitely, because it's solid stainless steel throughout.

But this versatile metal has many other advantages which recommend it for architectural application. It is sanitary—does not contaminate metallicity—is clean and easy to keep clean. It is one of the strongest of metals, because it is an alloy steel. Hence, its use in thin, light-weight sections frequently permits weight savings without reduction of safety factor. It

resists rust, corrosion and oxidation—lasts indefinitely—and thus costs less in the end. Where else can you find so many advantages in a single material?

You may get a new slant on ENDURO when you check ALL its qualities. You'll find detailed information in Sweets' Architectural File. If you would like further facts and literature, write us.

REPUBLIC STEEL CORPORATION

Alloy Steel Division • Massillon, Ohio
GENERAL OFFICES • CLEVELAND 1, OHIO
 Export Department: Chrysler Building, New York 17, N. Y.


Enduro **STAINLESS STEEL**



REG. U. S. PAT. OFF.

✓ **Check ALL 12 advantages:** • RUST AND CORROSION-RESISTANCE • HEAT-RESISTANCE • HIGH MELTING POINT • LOW COEFFICIENT OF EXPANSION • HIGH STRENGTH • GOOD DIMENSIONAL STABILITY • NO METALLIC CONTAMINATION • EASY TO CLEAN • EASY TO FABRICATE • EYE APPEAL • LONG LIFE • LOW END COST





Glued laminated beams in ultra modern service department of Francis-Hopkins Motor Company, Portland, Oregon. Beams and ceiling are painted for better lighting. Architect is Richard Sundeleaf, A.I.A., Portland.

When your plans call for moderately wide spans without posts and supports, and appearance requires a generous touch of distinction, you have a logical use for Timber Structures glued laminated beams.

These beams, substantially stronger than sawn timbers of equal size, are formed from structural quality Douglas fir, which is kiln dried, precision milled and "welded" together through glued lamination. They will not shrink, check, twist or warp.

Beauty for the Distinctive Touch! Through glued lamination, beams of any size can be produced, and architectural effects of massive beam construction once more are available. All decorative effects are possible... clear finish... stain... paint.

Further information about these new and better materials is contained in folder "Glued Laminated Structural Members". Get a copy from the Timber Structures office nearest you, or write us for it.

TIMBER STRUCTURES, INC.

P.O. Box 3782, PORTLAND 8, OREGON

Offices in Boise, Idaho; Eugene, Oregon; Lawrenceville, N.J.; Chicago; Dallas; New York; Seattle and Spokane

TIMBER STRUCTURES, INC. OF CALIFORNIA • Oakland and Sacramento
Local representatives coast to coast

STOP *that* WATER *with* FORMULA # 640

A clear liquid which penetrates deeply into masonry surfaces.

The hydrocarbon solvent evaporates, leaving the pores filled with a balanced formula of seven different waxes and resins.

See our catalogs in SWEET'S Architectural Files $\frac{9a}{9}$ and Engineering Files $\frac{4f}{3}$ under Waterproofing and Dampproofing.

WRITE OUR ENGINEERING DEPARTMENT for office test kit, technical data, or regarding any special problem

J. Wilbur Haynes, Engineer



HAYNES PRODUCTS CO.

4007 FARNAM STREET • OMAHA 3, NEBRASKA

GLUED LAMINATED BEAMS

massive strength

...for heavy loads

CONNOR

Forest Products Since 1872

"LAYTITE"

MAPLE FLOORING

MFMA Specifications

The World's Finest — Bar None


Write For Illustrated 75th Anniversary Booklet

**CONNOR LUMBER AND
LAND COMPANY**

PHONE No. 3

Marshfield, Wisconsin P. O. Box 112-R

Behind the Mills — The Connor Timber Stands



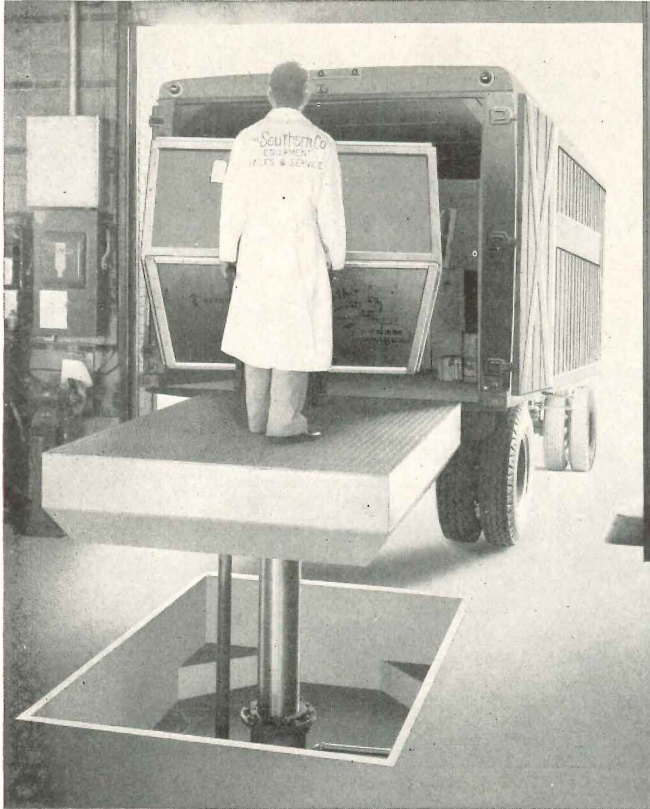
*St. Joan of Arc Parochial School,
Hershey, Penna. Architect: Bernard
E. Starr, Harrisburg, Pa. Contractor:
Shelley-Spera Construction Co., Inc.,
Harrisburg, Pa.*

Inside this school—as in hundreds of others—bright, cheerful classrooms tell the Lupton Metal Window story. Here are clear, effortless vision and controlled, healthful ventilation. Ventilators are easy to operate—will not warp, swell or shrink. Always weathertight. The Lupton projected movement opens ventilators to any desired amount and does not interfere with attachment of shades. Beautifully designed operating hardware adds the modern look to classroom interiors. Sturdy, long-lasting Lupton Metal Windows are backed by more than 40 years of steel window design. There is a Lupton Metal Window for every type of building—industrial, commercial, residential. Write for our catalog or see it in Sweet's.

MICHAEL FLYNN MANUFACTURING CO.
700 East Godfrey Avenue, Philadelphia 24, Penna.
Member of the Metal Window Institute

LUPTON METAL WINDOWS

ROTARY LEVELATOR GIVES
Built-In Efficiency



**Saves Space, Eliminates Ramps,
 Speeds Materials Handling**

Levelator Oildraulic Lifts make it possible to handle materials directly from plant floor to other levels. They save at least 400 square feet of ramp space, frequently eliminate loading docks altogether. You can simplify building designs by using Levelator Lifts. Plant floors can be located at grade or other most economical levels.

Mail coupon below for new Levelator booklet. It contains complete design and performance data, illustrates how these labor-savers are being used by thousands of cost-conscious industrial concerns.

Rotary Lift Co., 1005 Kentucky, Memphis 2, Tenn.

Rotary
Levelator
 OILDRAULIC LIFT

Mail coupon
 for data file

ROTARY LIFT CO.,
 1005 Kentucky, Memphis 2, Tenn.
 Send complete information on
 Levelators to:


Name _____

Address _____

City _____

State _____

GENERAL CONTROLS
SILENT
Electric
Diaphragm
GAS VALVE



Designed for reliable control of natural, manufactured, mixed and liquefied petroleum gases to space and unit heaters, central, floor and wall furnaces and boilers.

Designated the B-50, this valve has no packing glands or bellows to impede operation. Low current consumption of 5 watts. For low or line voltage applications. Standard model or manual opening model with or without electric trip. Envelope size of valve makes it easy and simple to adapt to any gas-fired heating installation. Packless construction. All body parts die formed aluminum of high density and tensile strength.

Also available in packaged sets which include the new B-50 valve, a compact, modern, snap-action Thermostat (stainless cover with ivory plastic base, extending only 1" from wall), a 9 V A Transformer and thermostat cable.

Many leading furnace manufacturers specify GENERAL CONTROLS as standard equipment and all gas-heating appliances are available with these outstanding control units.

If they're GENERAL CONTROLS, they're the BEST


GENERAL CONTROLS
 801 ALLEN AVENUE GLENDALE 1, CALIF.

Manufacturers of Automatic Pressure, Temperature, Level & Flow Controls
 FACTORY BRANCHES: BIRMINGHAM (3) BOSTON (16) CHICAGO (5) CLEVELAND (15)
 DALLAS 2 DENVER (10) DETROIT (8) GLENDALE (1) HOUSTON (6) KANSAS CITY (2)
 NEW YORK (17) OKLAHOMA CITY (1) PHILADELPHIA (40) PITTSBURGH (22)
 SEATTLE 1 SAN FRANCISCO (7) ST. LOUIS (12) DISTRIBUTORS IN PRINCIPAL CITIES

57-4



METAL FOR STORE FRONTS
FULLY EXTRUDED
ALUMILITED ALUMINUM

Levelator




SEE OUR CATALOG IN SWEET'S

FOR DETAILS WRITE
Levelator STORE FRONTS
 PROVIDENCE 9 RHODE ISLAND



For just a little extra



You can get a lot more



W&D 2171

Allegheny Metal yields benefits that repay you many times over in lifetime beauty and utility. Wherever you need to combat corrosion and heat, or secure great strength with light weight, use this time-tested stainless steel. It vastly increases service life—vastly reduces maintenance and depreciation costs. • Compared on all counts, Allegheny Metal is *cheapest* in the long run!

Complete technical and fabricating data—engineering help, too—yours for the asking.

ALLEGHENY LUDLUM STEEL CORPORATION

The Nation's Leading Producer of Stainless Steel in All Forms



Pittsburgh, Penna. . . . Offices in Principal Cities

Allegheny Metal is stocked by all Jos. T. Ryerson & Son, Inc., Warehouses


The Yardstick for Cleaner

Better... FLOORS



HILL-YARD STICK
OF DEPENDABLE FLOOR TREATMENTS

LONGER WEARING SURFACE PROTECTION
EASY MAINTENANCE
NON-SLIPPERY SAFE SURFACE
ECONOMICAL TIME SAVING LESS LABOR



The durability of Hill-yard Floor Treatments

is measured by their Hi-Quality and the fact that for nearly a half Century they have given lasting satisfaction in the protection of all types of floor surfaces and in economy, time saved and labor costs reduced.



There is a Hillyard Floor Treatment Maintaineer in your locality ready to help you with any floor problem, his advice is FREE. Call or wire us today . . . no obligation.

HILLYARD SALES COMPANIES

470 Alabama St.
San Francisco 10, Calif.

DISTRIBUTORS HILLYARD CHEMICAL CO. ST. JOSEPH, MO. BRANCHES IN PRINCIPAL CITIES

1947 Broadway
New York 23, N. Y.

Only TRADE-WIND MAKES THE CLIPPER CEILING VENTILATOR



... better 5 ways because —

1. Mounts in ceiling directly above stove — instantly catches heat, grease and odors as they rise.
2. Only an inconspicuous "dripless" ceiling grille is visible, yet unit easily installed.
3. Powerful squirrel-cage blower (not a fan!) creates fast-moving stream of air to do job efficiently.
4. Because of patented construction which isolates motor from greasy air stream, unit guaranteed 5 years.
5. Available everywhere. Stocked by dealers coast to coast.


See Sweet's A. I. A. File 30-D-1 or mail coupon.

Trade-Wind Motorfans, Inc.
5707 S. Main St., Los Angeles 37, Calif.

Name _____

Address _____

New Electric Freight Elevator is Self-Supporting Inexpensive to Install




A new self-supporting elevator has been designed to provide a low-cost, electric elevator installation for every type of business and institution that requires vertical freight transportation, but does not need heavy-duty freight elevators. It fills a long-felt need by making materials handling considerably easier and less costly for small business. The elevator is being made in three standard sizes of 1,500, 2,000 and 2,500 pounds capacity. Vertical rise is limited to 35 feet—sufficient for a three story building.

As illustrated, the elevator is installed as a complete unit in a new or existing hoistway. Only 11 feet of headroom is needed above the top floor landing. Expensive construction, such as a penthouse on top of the building for the electric motors and other operating machinery, overhead supports, roof alteration and building reinforcement, is eliminated. As the elevator supports itself, no heavy strain is placed on the building. The weight of car, load, hoist ropes and sheaves is carried by three guide rails in the hoistway and transferred to the bottom of the shaft. The elevator can be operated by any employee without special training. For complete details, write for Bulletin B-720F. Address: Otis Elevator Company, 260 11th Avenue, New York 1, N. Y.

USE MONA-LITE* FOR

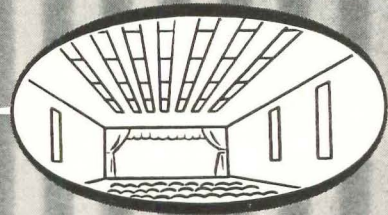
Conference Rooms



Waiting Rooms



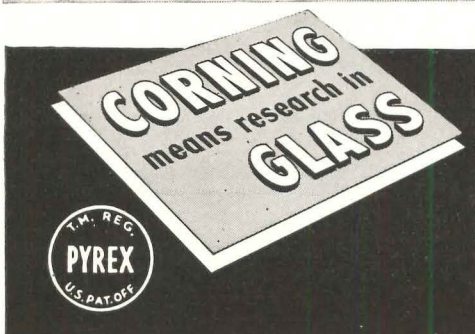
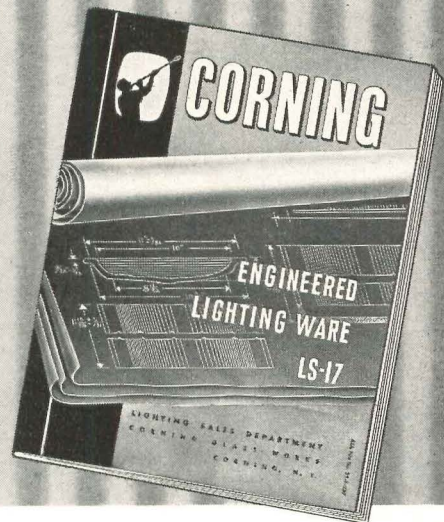
Auditoriums



When you plan the lighting of conference rooms, waiting rooms, auditoriums, etc., where fixtures may be in the field of vision for extended periods, lighting panels should be *low in brightness* to prevent eye fatigue.

MONALITE* Corning's newest opal, with its special quality of low transmission, meets this requirement. When suspended, open top fixtures equipped with MONA-LITE provide adequate ceiling illumination due to the high reflection factor of this glass. Box type fixtures with MONA-LITE panels have achieved brightness levels as low as .5 candles per square inch!

Providing color tones approximating those of incandescent, MONA-LITE actually imparts a soft, warm tone to fluorescent light. It is also recommended for installations which combine fluorescent and incandescent light sources. For complete data on MONA-LITE, ALBA-LITE, and other Corning Lightingware, **send for bulletin LS-17.**



CORNING GLASS WORKS, DEPT. AR-5, CORNING, N. Y.

Please send me your Data Book LS-17, "Corning Engineered Lightingware," describing MONA-LITE, ALBA-LITE and other Corning products.

NAME _____ TITLE _____
 COMPANY _____
 ADDRESS _____
 CITY _____ ZONE _____ STATE _____

**No other roofing material
better fits today's needs**



Large roof areas or small, practically any architectural style, can be made more attractive with "Century" No. 5 Shingles.

K&M "Century" NO. 5
AMERICAN METHOD TYPE

**ASBESTOS-CEMENT
ROOFING SHINGLES**



Section of "Century" No. 5 Shingles, snug-fitting, perfectly aligned.

Architects will find that "Century" No. 5 Roofing Shingles are ideal not only for low cost housing but also for individual dwellings of many architectural styles and in all price classes. Their use benefits both builder and home owner, and often provides the right answer to the architect's roofing problems.

To the builder, "Century" No. 5 Shingles mean fast, easy application, plus the saving this brings. Units are large (24" wide), only two nails per shingle are required, and shingles are self-aligning... punched and notched for accuracy.

Home owners like the beauty of the weathered cypress texture, random thatched butts and pleasing colors—white, black, Spanish red, surf green. Made of asbestos-cement, the shingles resist fire, are weatherproof and rotproof, never require protective paint, and maintenance is at a minimum.

Investigate the merits of "Century" No. 5 Asbestos-Cement Roofing Shingles. Write for specification and application data. Your inquiry will receive prompt attention.

**KEASBEY & MATTISON
COMPANY • AMBLER • PENNSYLVANIA**

*Original manufacturers
of Asbestos-Cement Shingles
in this country*




ST. LUKE'S HOSPITAL—BETHLEHEM, PA.

The Architects—BUCKLER, FENHAGEN, MEYER & AYERS—Baltimore, Md.



equipped with
SOSS INVISIBLE HINGES
"the hinge that hides itself"



Mr. Fenhagen, of Buckler, Fenhagen, Meyer & Ayers, has this to say about the use of SOSS Invisible Hinges in St. Luke's Hospital.

"SOSS HINGES were used on this project as an experiment with Glynn-Johnson overhead door holders on flush wood doors and heavy pressed metal door bucks.

The hospital has been in use now for over a year and the installation has proven itself a success."

These sentiments are typical of architects who have used these, modern, rugged, precision built, weight-rated SOSS HINGES. The only hinge of its kind that is mortised in the door where it is completely out of sight. Smooth and quiet in operation, with no protruding hinge butt, SOSS HINGES provide the missing link for the architect who demands dependability PLUS the flush, smooth, streamlined surfaces that are so necessary to modern architecture.

There's a weight-rated SOSS HINGE for every type of installation. Whether it's a small cupboard door or a heavy entrance door, you can be assured there's a SOSS HINGE, operating on hardened steel roller bearings, ready to do that particular job.

All SOSS HINGES are manufactured from only the finest of materials. Write for FREE Catalogue that gives complete details, blue print templates, and the many uses of this modern hinge to—



SOSS MANUFACTURING COMPANY
21769 HOOVER ROAD • DETROIT 13, MICHIGAN

CONNOR

Forest Products Since 1872

"LAYTITE"
MAPLE FLOORING

MFMA Specifications

The World's Finest — Bar None

Write For Illustrated 75th Anniversary Booklet

**CONNOR LUMBER AND
LAND COMPANY**

PHONE No. 3

Marshfield, Wisconsin P. O. Box 112-R

Behind the Mills — The Connor Timber Stands

**HOW TO GET RID OF
EXHAUST GAS FUMES
IN GARAGE BUILDINGS**

Solve this serious problem with a National
approved underfloor system


For the garage owner planning a new building or extensive remodeling, National has designed and engineered an underfloor system for effective removal of poisonous carbon monoxide exhaust gas and smoke. National Systems are completely fabricated at factory and shipped complete with motor and blower, in a packaged kit. Nothing else to buy. A proven system — National has installations in thousands of garages in every part of U. S. Send us your floor plans and specifications — we will promptly supply scaled drawings of our equipment. Literature on request.

**PHANTOM (Disappearing Tube)
UNDERFLOOR SYSTEM**

Standard kit, 2 floor inlets serving 2 of 4 cars in a row.

\$319.50
F.O.B. DECATUR

Complete packaged kit, including motor and blower — underfloor duct work (requires merely encasing in poured concrete). Additional car service extensions, \$45.00 each. Note in illustration that tube disappears without entering main trunk line — allows balanced flow of air through main duct and perfect exhaust gas removal. National also makes underfloor (disappearing tube) systems for use with vitreous tile duct work.

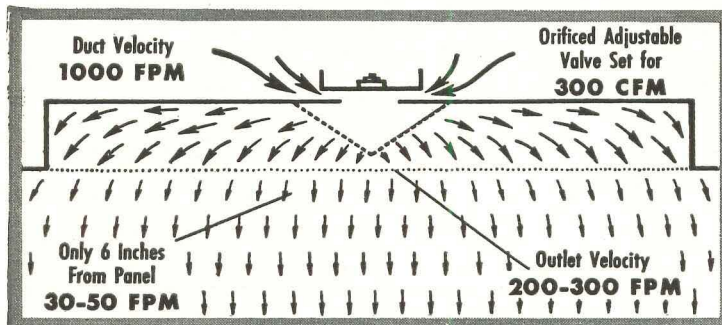


COMPLETE INFORMATION AND LITERATURE ON REQUEST

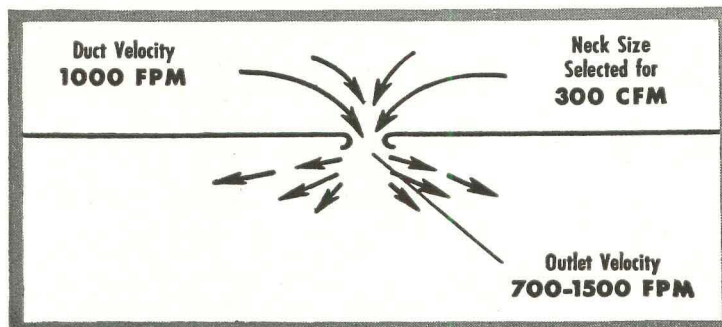
The National System of Garage Ventilation
Dept. 917-W 318-330 N. Church St. Decatur, Illinois
World's Largest Manufacturer of Exclusive Garage Ventilation Equipment

6-Exclusive Advantages of Low Velocity Air Diffusion!

MULTI-VENT=LOW VELOCITY



ALL OTHER DIFFUSERS=HIGH VELOCITY




Concealed Multi-Vent Panel
exposed by removal of six squares of
metal acoustical ceiling.

Panel Frame . . . installed in the
bottom of air supply duct.

Control Plate . . . supporting one
or more valves per panel, is hinged
in panel frame providing ready ac-
cess to duct above for cleaning.

**Pressure Displacement Air
Valve** . . . single adjusting screw
raises, and lowers a valve plate above
opening in control plate to regulate
volume of air flow from duct into
dual V-shaped primary distribution
sections, the design of which insures a
perfectly even distribution of air over
the entire perforated area below panel.



P Y L E - N A T I O N A L

MULTI-VENT

LOW VELOCITY AIR DIFFUSION

*Pyle-National Multi-Vent's unique principle of low velocity, pressure displacement air diffusion through perforated metal is fully protected by U.S. and foreign patents. Only with Multi-Vent can you enjoy its benefits.

1 No Strong Air Streams to Direct! Only with Multi-Vent are duct velocities so radically reduced (within the diffuser itself) . . . diffusion so rapid, thorough and widespread . . . that no air movement in excess of ASHVE comfort zone requirements exists more than six inches away from the perforated distribution plate.

2 No Deflection Problems to Restrict Location or Capacity of Outlet Panel! Only with Multi-Vent can the location and the capacity of the diffuser be determined solely by load considerations assuring maximum effectiveness and efficiency. The proximity of seating locations or the relative positions of partitions and lighting fixtures—which must be a major consideration in locating high velocity diffusers to avoid drafts—need not be considered with Multi-Vent regardless of ceiling heights.

3 No Change in Air Diffusion Patterns When Desired Volume of Air Delivered is Varied! Only Multi-Vent has an adjustable pressure displacement valve which can be easily set for delivery of various amounts of air without disturbing the balance of the overall system. Neither single panel adjustments to suit occupants special requirements nor substantial reduction or increase of air capacity at source to meet seasonal demands will in any way affect the desired air flow pattern.

4 40% Higher DTD Will Meet Comfort Zone Requirements! Only Multi-Vent will permit raising the usual 15° Diffusion Temperature Differential to as high as 25° (with an eight foot ceiling for example). Thus 40% less air need be used to handle a given load making possible substantial economies in ducts, fans, filters and coils.

5 No Protruding Outlet Fixtures to Mar the Beauty of Modern Interiors! Only Multi-Vent can be completely concealed above the square perforated pans in a metal acoustical ceiling. Multi-Vent installed flush in all other type ceilings is less conspicuous than diffusers of any other make.


6 Incomparable Uniformity of Room Temperature and Humidity! Multi-Vent can achieve a temperature differential of as little as 1 degree within the comfort zone in all seasons . . . and 2 degrees is guaranteed! This insures true air conditioning comfort and will meet the most exacting air conditioning requirements for scientific research and industrial processing.

Write for complete specifications and selection data to THE PYLE-NATIONAL COMPANY, Multi-Vent Division, 1374 W. 37th St., Chicago 9, Illinois. Sales engineers and agents in the principal cities of the United States and Canada.

*Reg. U. S. Pat. Off. by the Pyle-National Co.

Announcing

fedders



ELECTRIC WATER COOLERS


● Backed by 17 years experience, Fedders Electric Water Coolers are designed for use with bottled water and for connecting to city water lines. Handsome cabinet, sanitary construction, quiet operation, compact size, — make them ideal for every installation. Write for data.

CONVECTOR RADIATORS

● Available in complete lines for semi-recessed, wall hung, and free-standing installations. High efficiency heating element with copper tubes and aluminum fins assures maximum heat transfer efficiency. Beautifully styled cabinets harmonize with modern decorative schemes. Ask for catalog.

Also:

ROOM AIR CONDITIONERS
Window and Console Models
UNIT COOLERS
REFRIGERATION CONDENSERS
CLIP-ON SUPERHEAT
THERMOMETERS
AUTOMOBILE RADIATORS
CAR HEATER CORES



Manufactured by Builders of Fedders Unit Heaters

● Thousands of industrial and commercial users depend on Fedders Horizontal and Down-blow Unit Heaters. Design features include rugged cabinet, non-ferrous heating elements, full protection against expansion strains, modern broad blade fans and resilient motor mountings. Built in a complete line of well-graduated capacities. Write for catalog.



FEDDERS-QUIGAN
CORPORATION
BUFFALO 7, N. Y.

EMPLOYMENT OPPORTUNITIES AVAILABLE

Advertising rates on request

Positions Open

SEVERAL INSTRUCTORS: In Architectural Design and related courses will be needed at schools of architecture. Those interested in a career in the teaching profession should apply to Professor Paul Weigel, Chairman of the Committee on Employment for the Association of Collegiate Schools of Architecture, Kansas State College, Manhattan, Kansas.

WANTED: Good architectural designer-draftsman, someone who has had several years' experience in good offices after graduation from college. Position to be in one of the larger southern offices. Submit samples of recent work and give full particulars as to education and experience, with monthly salary desired. All replies will be treated strictly confidential. Box 410, *Architectural Record*, 119 W. 40th St., New York 18.

ARCHITECTURAL DESIGNER: Experienced in working drawings and details for schools, churches, apartments and residential work in contemporary design. Office located in Harrisburg, Pennsylvania. Permanent connection for man who can qualify. State qualifications, references and salary required. Box 411, *Architectural Record*, 119 W. 40th St., New York 18.

PROGRESSIVE LONG ESTABLISHED OFFICE: whose practice includes educational, hospital, church, and commercial work has immediate need for experienced architect or senior architectural draftsman, age around 35 to 45. Permanent position opportunity. State education, experience record, availability, salary and family status. Jameson & Harrison, Madison Theater Building, Peoria, Illinois.

WANTED: Graduate engineer with extensive experience in supervising first, second and third class building construction and having a good knowledge of road and utility work. Must be thoroughly capable of supervising field engineers in a program spending several million dollars. Full management of office records and reports also part of duties. Excellent remuneration to qualified man. State age, experience and qualifications in reply. Box 412, *Architectural Record*, 119 W. 40th St., New York 18.

ARCHITECTURAL DRAFTSMEN: Of job captain ability who can handle and supervise all phases of working drawings and details in a well established office designing many types and sizes of buildings in both traditional and modern. Give age, experience, salary desired and when available. Tinsley, Higgins & Lighter, Liberty Bldg., Des Moines 9, Iowa.

Positions Sought


REGISTERED MECHANICAL ENGINEER: Thorough design experience in commercial and industrial heating, ventilating and air conditioning. Desires consulting work in Cleveland area. Box 413, *Architectural Record*, 119 W. 40th St., New York 18.

ARCHITECTURAL DESIGNER: Capable handling any jobs large or small. First sketches to high grade completed working drawings and details. All classes buildings. Box 414, *Architectural Record*, 119 W. 40th St., New York 18.

WANTED BY SPECIFICATION WRITER: Free lance specification writing for architectural and structural work for all types of private and public buildings. Thoroughly experienced in Government work. Located in Washington, D. C. Box 415, *Architectural Record*, 119 W. 40th St., New York 19.

NEW! Day-Brite's FOUR-BY-FOUR unit


Incorporating the most advanced principles of integrated lighting... offering new architectural possibilities




FOR OFFICES



SMALL RETAIL STORES

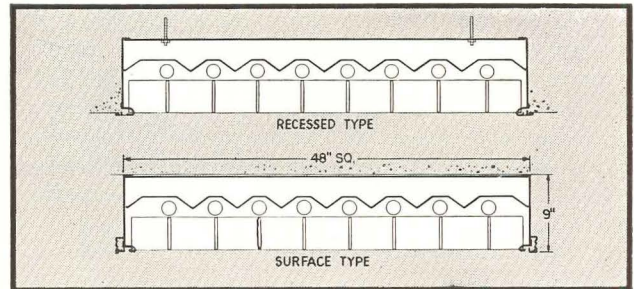


LARGE DEPARTMENT STORES

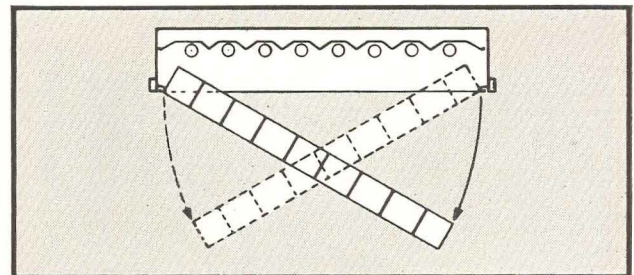


ENTRANCES, LOBBIES

Day-Brite's Four-by-Fours are engineered for both recessed and surface mounted applications. They can be used with 6, 8, and 10 40-watt fluorescent lamps. Knockouts are provided for feed connections. Plaster frames are available for use when fixtures are recessed.



Separable hinges on both sides of louvers allow hinging from either side for easy servicing. Exclusive Day-Brite BOXCO louver assembly has double-wall louvers interlocked for extreme strength and rigidity. Fixtures are rust-inhibited and finished in Hot-Bonded Super-White enamel throughout.



IT'S EASY TO SEE WHEN IT'S

DAY-BRITE
Lighting





Write NOW for descriptive Bulletin 20-C

Day-Brite Lighting, Inc., 5465 Bulwer Avenue,
St. Louis 7, Missouri

In Canada: Amalgamated Electric Corp., Ltd.,
Toronto 6, Ontario

Factories use **Ject-O-Valve**
for quick removal of heat and fumes




**Powerful
Swartwout
Ventilator
solves
fresh air
problems**

Overcome employee "gripping" about fumes and heat. Install Swartwout Ject-O-Valve Roof Ventilators to push smoke, fumes, excess heat out of your plant. The powerful blast from these well-built "straight-through" type ventilators sweeps aside all weather, carries contaminated air well above your buildings.

In operation, the air stream from a scientifically designed propeller fan opens top sections, holds them open while fan is operating. Top closes automatically — weather tight — when ventilator is not in use. Ject-O-Valve is made in five sizes, 28 different capacities. Various operations can be served separately with appropriate Ject-O-Valves for each. Write for Ject-O-Valve folder and prices.

Swartwout makes powered and gravity roof ventilators that fill every industrial ventilation need.

THE SWARTWOUT COMPANY
18639 Euclid Avenue . . . Cleveland 12, Ohio



Swartwout
Controlled Air Circulation

EQUIPMENT FOR EFFECTIVE ECONOMICAL
VENTILATION OF INDUSTRIAL BUILDINGS



**FOR POSITIVE
PROPERTY
PROTECTION . .**

*Realock
Fence*

Because its diagonal mesh makes it difficult to climb, a Realock Fence is an effective, ever-present barrier against potential loss from arson, trespassing, theft and other costly hazards. And, when topped with barbed wire, it provides the ultimate in protection.

Made of steel wire, heavily galvanized, Realock* Fence is low in cost, weather-resistant and virtually maintenance-free. For catalog and free estimate write our nearest office.

*Trade name of The Colorado Fuel and Iron Corp. and subsidiaries.



WICKWIRE SPENCER STEEL DIVISION
361 DELAWARE AVENUE - BUFFALO 2, NEW YORK

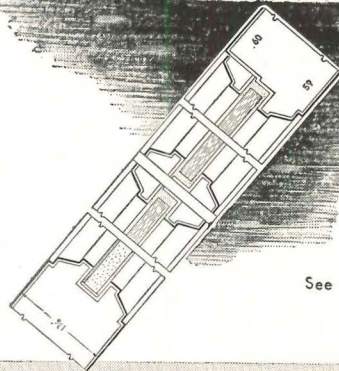
THE COLORADO FUEL AND IRON CORP.
CONTINENTAL OIL BUILDING - DENVER 2, COLORADO

THE CALIFORNIA WIRE CLOTH CORP.
1080-19TH AVENUE - OAKLAND 6, CALIFORNIA

BRANCHES & DISTRIBUTORS IN KEY CITIES EVERYWHERE

Hollow

Metal!



See Our Catalog in Sweet's

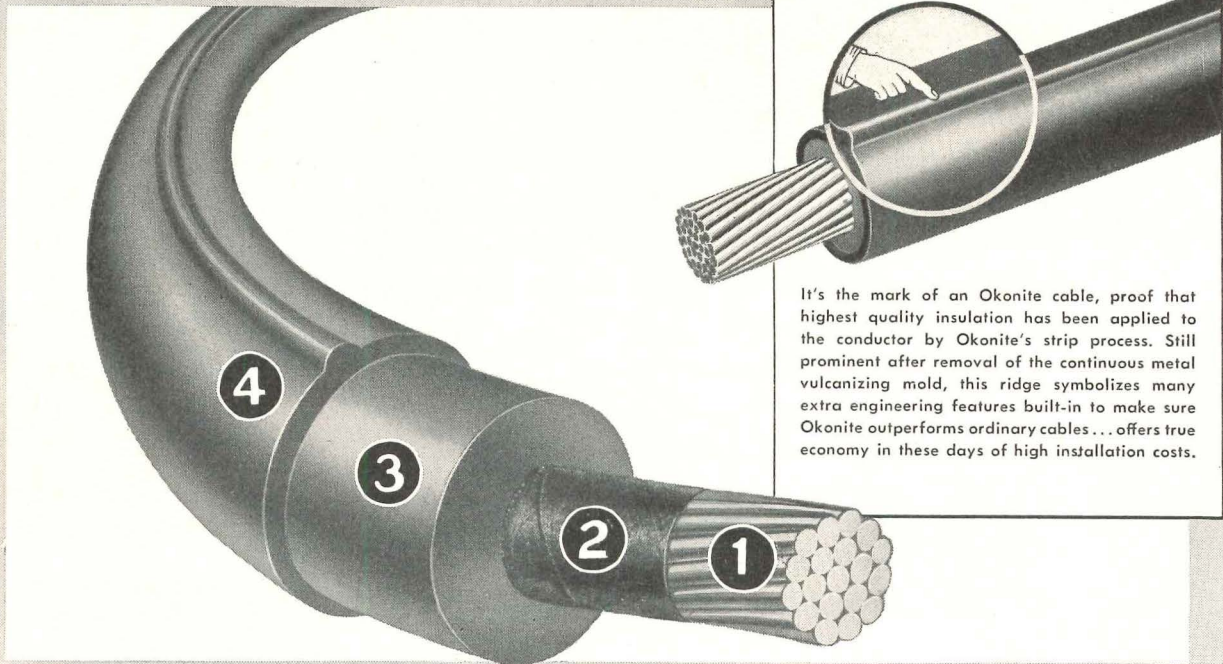
JAMESTOWN METAL CORP.

104 BLACKSTONE AVENUE

JAMESTOWN, N. Y.

A CLUE TO LIFETIME CABLE VALUE ➔

Look for this ridge and you find a reason . . .



It's the mark of an Okonite cable, proof that highest quality insulation has been applied to the conductor by Okonite's strip process. Still prominent after removal of the continuous metal vulcanizing mold, this ridge symbolizes many extra engineering features built-in to make sure Okonite outperforms ordinary cables . . . offers true economy in these days of high installation costs.

HERE, FOR EXAMPLE, IS A CABLE THAT'S PROTECTED 4 WAYS

It is a cable with a long and extensive service record. It is an Okolite-Okoprene cable with extra protection from conductor coating to sheath. It passes, in addition to a-c tests, high voltage d-c tests more severe than those required by any other manufacturer.

Into four different parts of this cable, extra service life is built . . . *at the conductor* (1) by a coating of Okoloy, a special corrosion-resistant lead alloy that outlasts tinning 2 to 1 . . . *about the conductor* (2) where an application of Semicon tape — on all Okolite-Okoprene cables operating at over 2000 volts — eliminates internal corona cutting and increases dielectric strength.

True cable value is added *by the insulation* (3) which is moisture-resisting, high-voltage Okolite made

with Up-River Fine Para Rubber, the best grade of natural rubber. Okolite, an oil base insulation, has been proved in over 20 years of service, and is approved by Underwriters' Laboratories, Inc. as Type RWSN. *The outer sheath* (4) is Okoprene, the pioneer neoprene cable covering developed in the Okonite laboratories. Its life-extending durability and stable characteristics have been demonstrated on millions of feet of cable installed during the last 14 years.

Okolite-Okoprene cables possess many advantages from the standpoints of installation, electrical operation and design. These, along with dimensions and other data, are combined in an illustrated Bulletin AR-1037. For a copy, address The Okonite Company, Passaic, New Jersey.

THE BEST CABLE IS YOUR BEST POLICY

7382




OKONITE SINCE 1878

insulated wires and cables



Another COMMUNITY REFRIGERATION CENTER Succeeds with Frick Refrigeration

The Mutual Cold Storage Cooperative, located




2,000-Ton Ice Storage



Freezer Storage at -10°



1,285 Food Lockers



Two of Ten Compressors


between Broadway and Timberville, Va., serves the prosperous Shenandoah Valley in many ways: makes 50 tons of ice daily, stores 2,000 tons, ices trucks and railway cars, operates several ice routes; quick-freezes 50,000 pounds of poultry per day; stores 375,000 bushels of apples and 1½ million pounds of frozen foods; processes fresh foods; rents 1,285 lockers; and provides cooling services to three large cooperatives—for fruit, poultry and meats—nearby.

For nearly 20 years the Mutual plant has used Frick Refrigeration, now has 10 Frick machines. Any community — YOUR community — could profit from a similar Refrigeration Center. Let us give you details: write, wire, phone or visit

DEPENDABLE REFRIGERATION SINCE 1882

Frick Co.

WAYNESBORO, PENNA. U.S.A.



Vertical deflecting vanes, showing how the vanes may be set to produce any desired air stream pattern.

Air stream control of the Hendrick BULATOR

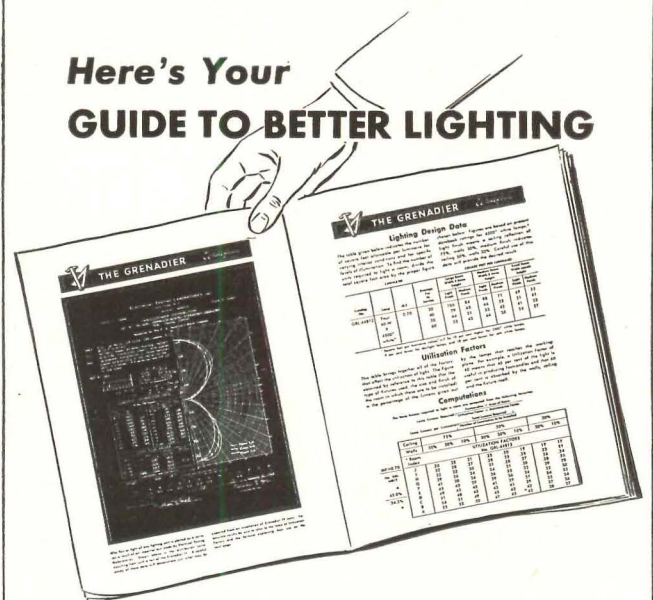
Just behind the ornamental grille, in the new Hendrick Bulator, there is a deflecting vane grille that controls the throw and spread of the air stream. The vanes of this grille are adjustable so that the air flow can be deflected to right or left, up or down, or in a combination of directions. Write for detailed information on the Bulator.



Perforated Metals
Perforated Metal Screens
Architectural Grilles
Mitco Open Steel Flooring,
"Shur-Site" Treads and
Armorgrids

HENDRICK
Manufacturing Company
38 DUNDAFF STREET, CARBONDALE, PA.
Sales Offices in Principal Cities


Here's Your GUIDE TO BETTER LIGHTING



A factually written, fully illustrated 36-page catalog showing the complete Wakefield line of fluorescent and incandescent lighting equipment—with photographs, working drawings, design data and distribution curves. Write for your copy today.

THE F. W. *Wakefield* BRASS COMPANY
VERMILION, OHIO

for Appearance...



Washington State College Library; John W. Maloney, Architect

for Performance

architects specify
KNO-DRAFT
 the completely
 adjustable
 air diffusers



Kitchen of Terrace Plaza Hotel, Cincinnati; Skidmore, Owings and Merrill, Architects

According to architects who have specified them, Kno-Draft Adjustable Air Diffusers help solve problems in both form and function.

The simple design of the units enables them to blend with any interior. In their original aluminum, they furnish an interesting and unobtrusive decorative accent. When painted to match the ceiling, they become self-effacing.

With their precise adjustment for air volume, direction and throw, Kno-Draft Diffusers create

"custom-made" air movement patterns to suit the functions of an area.

They help solve air distribution problems ranging from relatively simple ones such as that represented by the high ceilinged rooms of the Washington State College Library to the complexities presented by the kitchen of the Terrace Plaza Hotel with its hot spots, cold spots, low ceiling, high heat gain and its exacting requirements of food quality control and personnel health.

FREE HANDBOOK: Send for your FREE copy of our new handbook on air diffusion. It contains complete information on Kno-Draft Adjustable Diffusers and all the necessary engineering data to enable you to create "custom-made" air patterns and get top efficiency from any air conditioning system. Just fill in and mail the coupon.

W. B. CONNOR ENGINEERING CORP.

Air Diffusion • Air Purification • Air Recovery

112 East 32nd Street  New York 16, N. Y.

IN CANADA: Douglas Engineering Co., Ltd., 190 Murray Street, Montreal 3, P. Q.

W. B. CONNOR ENGINEERING CORP.

Dept. S - 20, 112 East 32nd Street, New York 16, New York

Please send my FREE copy of the new Kno-Draft Handbook on Adjustable Diffusers.

Name.....

Position.....

Company.....

Street.....

City..... Zone..... State.....

CASTELL



A.W. FABER "CASTELL" U.S.A. 9000 * H *

World's
Finest
DRAWING
PENCIL

18 degrees 7B to 9H

Still at

Pre-war Price


15¢ ... less in quantity

A NAME FAMOUS

SINCE 1761

A.W. FABER-CASTELL
PENCIL COMPANY INC., NEWARK 4, N.J.

Save Space!



**MAKE LUNCHEON AREAS
SERVE DOUBLE DUTY!**

In wide use nationally. Easy to install in new or existing buildings. Roll out complete lunchroom for 200 in 8 minutes. Write for details.

SCHIEBER
MFG. CO.
12728 Burt Rd.
Detroit 23, Mich.

*SCHIEBER
In-wall*


FOLDING TABLES & BENCHES

In Hospitals

For Sanitary and Germ Proof
Bath Tub Edges — **Specify Lucke**

Leak-Proof Bath-Tub Hangers

No Leaks • No Cracks • No Repair Expenses



The Modern Way to Prevent Leaks

There is no excuse for cracks or leaks or repair expense in good building. Leading architects specify LUCKE to overcome this problem. Lucke Hangers build tubs into wall.

**Sold by Leading Plumbing
Supply Houses**


MANUFACTURED BY

W. B. LUCKE, Inc.

Wilmette,


Illinois






United Gas Building, Shreveport, Louisiana • Architects: Edw. F. Neild, D. A. Somdal, Edw. Neild, Jr., Shreveport.

Stix, Baer & Fuller Co., St. Louis, Missouri • Consulting Engineers: Leo S. Weil and Walter B. Moses, New Orleans, La.



HERE'S HOW
YORK CAN HELP
 WITH YOUR AIR CONDITIONING PLANNING


You will find the trademark  promoting air conditioning everywhere . . . within the industry and with the user . . . as proved by case histories of thousands of successful installations.

York's nationwide organization of trained engineers makes available to Architects, Consulting Engineers and Mechanical Contractors the equipment information and assistance they need.

***The YORK
 program of
 assistance
 includes***

1. Practical and technical help from York-trained engineers.
2. Accurate and dependable product ratings.
3. Case histories for assistance in planning and design.
4. A complete line of air conditioning equipment.
5. Continuous product research and development.
6. Certified Maintenance Contracts to insure unfailing economical performance.

When your planning includes air conditioning or refrigeration, be sure to call "York" for the complete assistance you require. York Corporation, York, Pa.

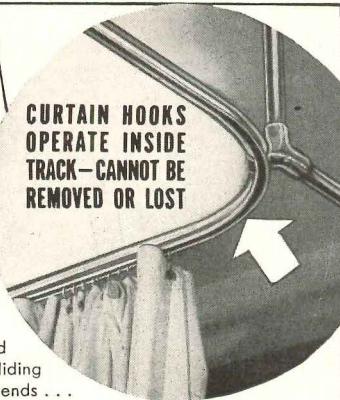


Refrigeration and Air Conditioning

HEADQUARTERS FOR MECHANICAL COOLING SINCE 1885

CAPITAL
Streamlined
Noiseless
CURTAIN
CUBICLES

**CURTAIN HOOKS
OPERATE INSIDE
TRACK—CANNOT BE
REMOVED OR LOST**



SAVES NURSES' TIME: CAPITAL curtains can be flipped around bed in one easy movement—gliding smoothly and noiselessly around bends . . . saving nurses' time and energy for more important duties.

NO MAINTENANCE COSTS TO CONSIDER: Curtain hooks operate inside track . . . cannot be removed or lost. Hooks requiring replacement will be furnished without cost.

EASY INSTALLATION: Any mechanic can install Capital Cubicles. They are delivered complete, each cubicle and curtain numbered . . . with plan sheet and detailed instructions. *If desired, we will make installations at nominal cost.*

SMOOTH, EFFICIENT OPERATION: Capital Cubicle's patented features prevent hooks from catching or jamming . . . cannot scratch or mar finish. *Assure quick, quiet and dependable operation.*

MODERN DESIGN: Capital Cubicles are smartly streamlined in appearance. Cast brass and 14 gauge metal parts are chromium plated to U. S. Navy Specifications.

WRITE FOR ILLUSTRATED FOLDER AR9

CAPITAL CUBICLE CO., INC.

213 — 25th ST., BROOKLYN 32, N. Y.

TEL. SOUTH 8-9365 • AGENTS IN PRINCIPAL CITIES

**LONE STAR
CEMENTS**

**COVER EVERY
CONSTRUCTION NEED**



**LONE STAR PORTLAND
CEMENT**

for concrete of outstanding quality in all types of construction



'INCOR'* 24-HOUR CEMENT

America's **FIRST** high early strength Portland Cement—saves time, cuts costs




**LONE STAR MASONRY
CEMENT**

The modern masonry cement, for really great job performance

*Reg. U. S. Pat. Off.

LONE STAR CEMENT CORPORATION

Offices: Albany • Birmingham • Boston • Chicago • Dallas • Houston
Indianapolis • Jackson, Miss. • Kansas City, Mo. • New Orleans • New York
Norfolk • Philadelphia • St. Louis • Washington, D. C.



— presents the plans of 51 selected hospitals . . . represents creative efforts of 30 architects. Includes 32 photographs . . . 11 site plans . . . 187 floor plans . . . 38 special unit plans of rooms, wards, departments . . . numerous construction details. 236 pages, size 8½ x 11, illustrated and indexed, stiff cloth binding. Price \$15.

AGAIN AVAILABLE

**HOSPITAL
PLANNING**

by **CHARLES BUTLER, F.A.I.A.**

and **ADDISON ERDMAN, A.I.A.**

"HOSPITAL PLANNING," the first important textbook on the subject in a generation, offers a complete treatise on hospital architecture . . . gives a cross-section of the best in hospitals produced in this country within recent years . . . and provides exhaustive study and examination of new trends.

Messrs. Butler and Erdman, working as a team of specialists, have directed a nationwide, on-premise survey of hospital planning — in theory, in everyday practice and under the stress of unprecedented demands and emergencies. The most significant examples of hospital planning have been studied, assembled, abstracted and dramatized.

This 236-page volume is for architects and hospital groups alike. It will help architects and engineers to learn of the great advances made in hospital architecture . . . to acquire a working knowledge of hospital procedure . . . to avoid the many pitfalls which beset the hospital planner. It will help hospital administrators to visualize their problems in terms of community needs . . . show them how others are meeting similar problems. Price \$15, postage prepaid.

BOOK DEPARTMENT ARCHITECTURAL RECORD
119 West 40th Street, New York 18, New York

Enter my order for . . . copies of the new, 1946 edition of "Hospital Planning" by Charles Butler and Addison Erdman, at the price of \$15. I enclose payment of \$

For New York City Delivery add 30 cents for Sales Tax — \$15.30 in all.

Name

Address

City Zone State

DU PONT ANNOUNCES

A New and Improved

Wood Preservative

COPPERIZED

CZC

(Chromated Zinc Chloride)

Gives even longer-lasting all-round protection

Now—timber and lumber can have even greater service life than has been obtainable with standard CZC (Chromated Zinc Chloride) treatment. New Du Pont *Copperized CZC*—backed by ten years of laboratory research and field testing—gives promise of being the best all-round salt-type wood preservative ever developed.


In addition to showing far greater preservative effect than standard CZC (Chromated Zinc Chloride), this outstanding new *Copperized* product offers all these same advantages:

- Decay resistance
- Termite repellence
- Fire retardance
- Cleanliness
- No odor
- Safe to handle
- Easy to paint

THESE 6 SIGNIFICANT TESTS SHOW ITS EFFECTIVENESS

1. Leach block test
2. Hardware corrosion test
3. Accelerated service test
4. Pilot plant treatments
5. Strength tests
6. Glow tests

Clip coupon for more facts on new *Copperized CZC*. E. I. du Pont de Nemours & Co. (Inc.), Grasselli Chemicals Dept., Wilmington 98, Delaware.



COPPERIZED CZC

(Chromated Zinc Chloride)

E. I. du Pont de Nemours & Co. (Inc.)
Grasselli Chemicals Department—AR-1
Wilmington 98, Delaware

Please send me more facts on new *Copperized CZC*.

Name _____ Title _____

Firm _____

Street _____ State _____

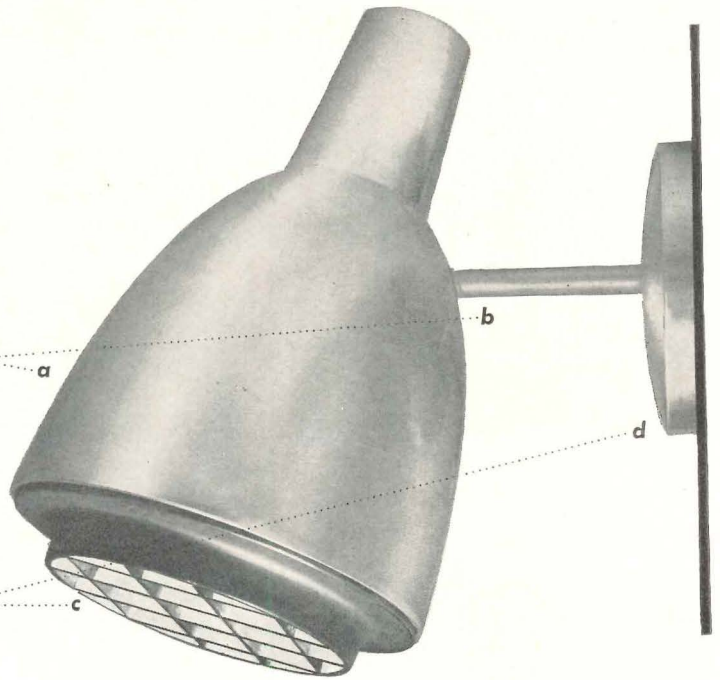
CENTURY

The New Dramalite[®] is a simple, functional, carefully engineered lighting instrument for commercial or domestic applications.

- a. The functional form housing is designed to accommodate general service lamps as well as the PAR-38 and R-40 lamps, including the longer R-40 with the skirted base.
- b. A simple concealed swivel joint permits turning the light 115° from the vertical, while the base rotates a full 360°. This permits a maximum directional control never before attained in similar types of fixtures.
- c. The new egg-crate louver and color filter holder, available as an extra (\$3.00 list) gives positive cut-off at 45°, a feature unobtainable in comparable existing fixtures.
- d. The rotating base fits over any standard outlet box in either the wall or ceiling.


The New Dramalite is available in a variety of pendant, portable and flexarm models.

NEW DRAMALITE NO. 942 \$9.50 LIST U. S. PATENTS PENDING



CENTURY LIGHTING INC 419 WEST 55 ST., NEW YORK 19, N. Y.
626 N. ROBERTSON BLVD., LOS ANGELES 46, CAL.

No building is
complete without...



improved lightning rods

The finishing touch to every new building is I.P.C. complete lightning protection equipment... a service you owe the owner.

Besides protecting lives and irreplaceable treasures, in many cases I.P.C. protection reduces insurance costs. The unconcealed portion of the equipment can be suitably ornamented to be an attractive addition to the building.

Approved by Underwriters' Laboratories, this modern and complete lightning protection equipment can be inexpensively installed by experts. Installation completely concealed during construction of new buildings—semi-concealed after construction.

Write for further information

INDEPENDENT PROTECTION COMPANY
GOSHEN, INDIANA

LOW-COST
**RADIANT PANEL
HEATING**
IS HERE!





**B & G
WARM-AIREA
HEATING**

Sensationally different! A new development in Radiant Panel Heating using forced circulation hot water... priced for universal application.

WATCH FOR ANNOUNCEMENT

BELL & GOSSETT COMPANY
Morton Grove, Illinois

Are yesterday's buildings
fit for tomorrow?



The demand for newer, better, up-to-date office space goes on—yesterday's buildings must be modernized to meet the competition. Look to your drinking water equipment for a major part of the answer!

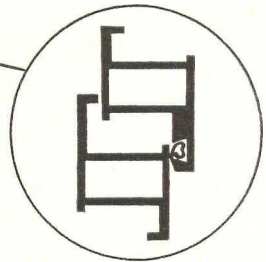

Halsey Taylor Drinking Fountains, for instance, are the choice of architects and building owners everywhere. Write!

THE HALSEY W. TAYLOR CO., Warren, Ohio

Halsey Taylor

DRINKING FOUNTAINS

A-2



The only casement available today with metal weatherstripping, and tubular extrusions for greater strength.

SUNLIGHT ALUMINUM

- Intermediate Combination, Intermediate Projected windows for Hospitals, Schools, and office buildings.
- A Custom made, flash and Argon electric welded window, available in standard and special sizes to meet all requirements, at COMPETITIVE PRICES.
- ARCHITECTS: See our catalogue 16a/31 in Sweet's file, and send for full size installation detail.

Write Denver Office for Name of Representative in Your Territory.

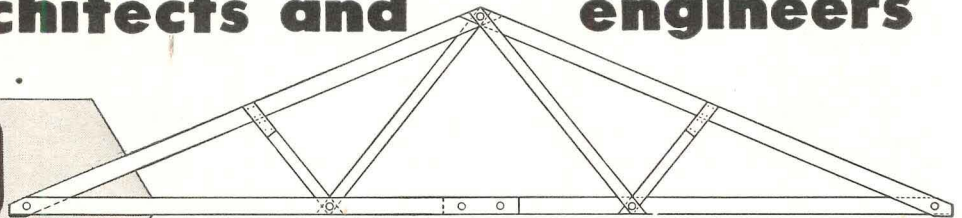
SUNLIGHT METAL PRODUCTS CO.
2301 SOUTH DELAWARE DENVER 10, COLO.

FREE to architects and engineers

typical designs for . . .

TECO

TRUSSED RAFTERS



Save up to 31% on materials—eliminate interior bearing walls—on single or multiple dwelling units

By transferring the entire roof and ceiling load to the outside walls, clear span Teco Trussed Rafters eliminate the need for interior bearing walls, thus permitting complete flexibility of floor plan, both during construction and after completion.

Fabricated from only 4 basic members, either at a central location or on the job, Teco Trussed Rafters speed construction by permitting the builder to get the entire job under roof faster.

Extra strength is insured with Teco Split Ring Connectors in the rafter joints with Teco Trip-L-Grip Framing Anchors to tie 'em down.

Mail the coupon today for complete, typical designs for Teco Trussed Rafters in spans up to 32'. See for yourself how Teco Trussed Rafters can save up to 31% on materials—also give great labor savings.

Over 10,000 housing units have been built or are under construction utilizing Teco Trussed Rafters.



TIMBER ENGINEERING COMPANY

1319 18th St., N. W., Washington 6, D. C.

Gentlemen:

Please send me a typical design on Teco Trussed Rafters for a 20' to 32' span, (check one)

- | | |
|---|---|
| <input type="checkbox"/> 4" in 12" roof slope | <input type="checkbox"/> 6" in 12" roof slope |
| <input type="checkbox"/> 5" in 12" roof slope | <input type="checkbox"/> 7" in 12" roof slope |

Company Name _____

Address _____

Your Name _____

Check here for a copy of "Modern Home Planning".

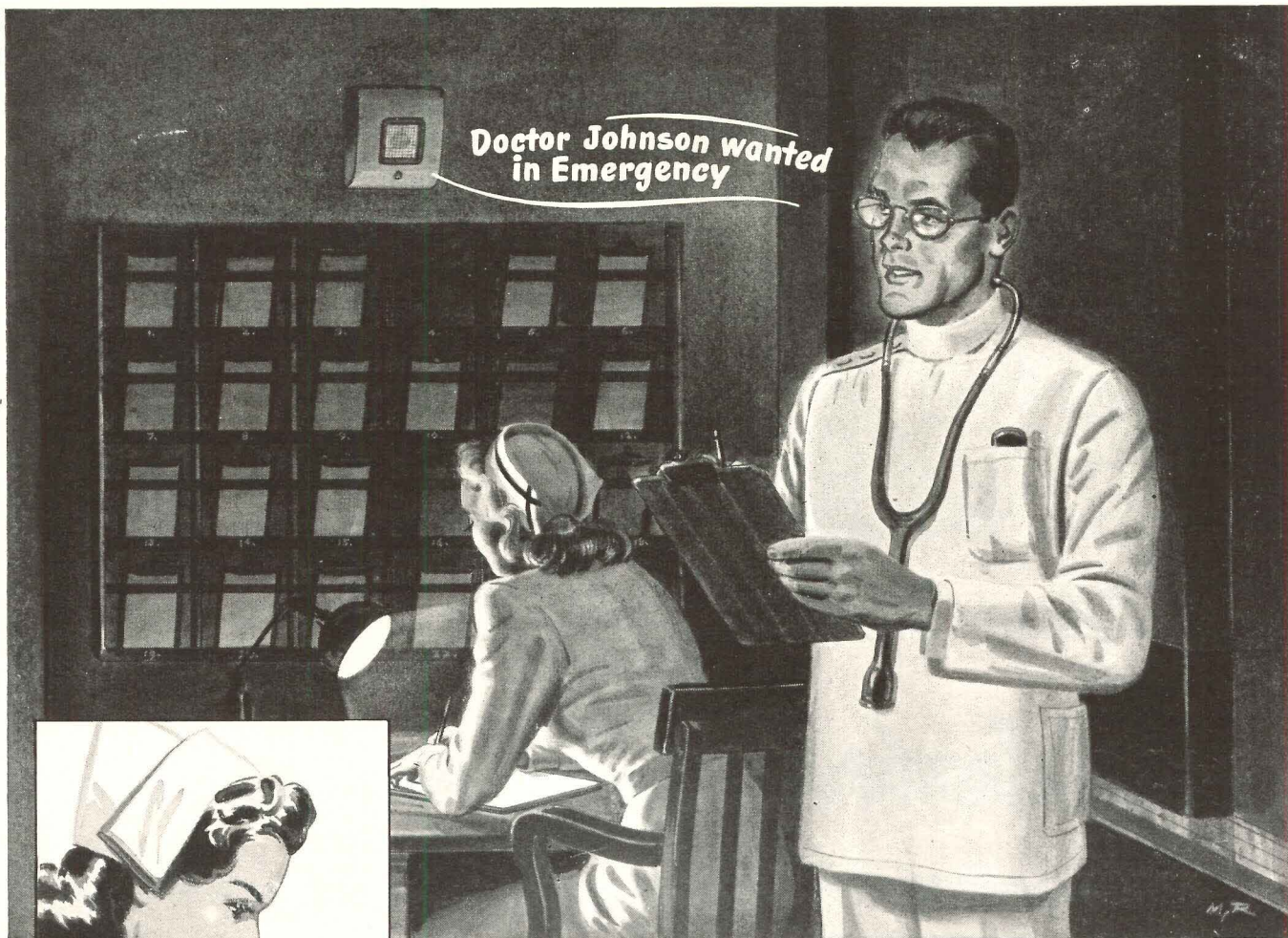
INDEX TO ADVERTISEMENTS

MANUFACTURERS' PRE-FILED CATALOGS
 Symbols "a", "b", and "e" indicate that catalogs of firms so marked are available in Sweet's Files as follows:

a—Sweet's File, Architectural, 1949
 b—Sweet's File for Builders, 1949
 e—Sweet's File, Engineering, 1949

ab Accurate Metal Weatherstrip Co., Inc.	180	ab General Motors Co.	209	ae Owens-Corning Fiberglas Corp.	61
abe Adam, Frank Electric Co.	71	a General Portland Cement Co.	187	ae Owens-Illinois Glass Co.	179-215
Adams-Rite Mfg. Co.	204	Genovair Corporation	183	Ozalid Division	1
a Adams & Westlake Company	82	ae Grasselli Chemicals Department	253	ab Permanent Products Company	36
Aerofin Corporation	70	ae Grover Company	151	a Petroleum Heat & Power Company	67
Air-Maze Corporation	29	Guth, Edwin F. Company	16	abe Pittsburgh Plate Glass Company	80-225
Alan Wood Steel Company	12	ae Hart & Hegeman Division	56	a Pittsburgh Reflector Company	167
a Allegheny Ludlum Steel Corp.	237	Haws Drinking Faucet Co.	226	a Portland Cement Association	52
abe Allied Chemical & Dye Corp.	218	ae Haynes Products Co.	234	a Powers Regulator Company	208
a Aluminum Window Manufacturers Assn.	54-55	ae Hendrick Manufacturing Co.	248	a Pyle-National Company	243
ae American Abrasive Metals Co.	182	a Herring-Hall Marvin Safe Co.	217	Radio Corporation of America	257
a American Brass Company	38	a Hilliard Sales Companies	238	a Republic Steel Corporation	189-223-233
ae American Lumber & Treating Co.	20	a Hoffman Specialty Company	79	abe Revere Copper & Brass, Inc.	197
ae American Structural Products Co.	179-215	Halophane Company, Inc.	69	a Reynolds Metals Company	15-175
a American Tile & Rubber Co.	172	a Horn Brothers Co.	194	ab Richmond Radiator Company	15
American Trucking Associations	48	Hubbell, Harvey, Inc.	198	ae Ric-Wil Company	39
a Anaconda Copper Mining Co.	38	abe Hunter Fan & Ventilating Co., Inc.	185	Rilco Laminated Products, Inc.	192
Anthracite Institute	214	a Imperial Brass Mfg. Co.	6	Roberson L. N. Company	232
a Armo Steel Corporation	68	Independent Protection Company	254	ab Raddis Plywood Corporation	227
ae Armstrong Cork Company	44-45	abe Inland Steel Products Co.	258	a Rotary Lift Co.	236
ae Arrow-Hart & Hegeman Electric Co.	56	ab Insulte Division	11	ae Ruberoid Co.	84
ae Barber-Colman Company	171	a International Business Machines Corp.	74	ab Russell, F. C. Company	161
abe Barrett Division	218	International Nickel Company, Inc.	43	a Sanymetal Products Co., Inc.	159
ab Bell & Gossett Company	47-254	a Jackson & Church Co.	240	Sarcotherm Controls, Inc.	23
Bergen Cabinet Co.	184	a Jamestown Metal Corp.	246	Schieber Mfg. Co.	250
a Bethlehem Steel Company	201	ae Johns-Manville	17	abe Schlage Lock Company	37
Bigelow-Sanford Carpet Co.	42	ae Josam Manufacturing Co.	228	b Schundler, F. E. & Co., Inc.	232
ab Bird & Son, Inc.	168	a Kawneer Company	8-9	a Seaport Metals, Inc.	22
a Blank, Frederic & Co., Inc.	63	ae Keasbey & Mattison Company	241	a Sedgwick Machine Works	188
Books	206-224-230-252	a Kennedy, David E. Co.	221	ae Sloan Valve Company	4th Cover
e Bradley Washfountain Co.	190	a Kewanee Boiler Corporation	210	a Smith, H. B. Co., Inc.	152
a Brasco Manufacturing Co.	181	Keawane Mfg. Co.	174	Smithcraft Lighting Division	163
ab Bruce, E. L. Co.	24	Keystone Steel & Wire Company	21	Solar Light Manufacturing Co.	13
ae Bulldog Electric Products Co.	19	ab Kimberly-Clark Corporation	66	Soss Manufacturing Co.	242
Byers, A. M. Co.	4	ae Kinetic Chemicals, Inc.	76-77	a Speakman Company	219
ab Cabot, Samuel, Inc.	170	ae Kinnear Manufacturing Co.	176	abe Stanley Works	222
a Capital Cubicle Co., Inc.	252	a L.C.N. Closers, Inc.	173	a Sunlight Metal Products Co.	255
Case, W. A. & Son Mfg. Co.	3rd Cover	ab Lawson, F. H. Co.	171	a Swartwout Company	246
a Casement Hardware Co.	164	Lees, James & Sons Company	62	ae Taylor, Halsey W. Co.	255
Castle, Wilmot Company	78	Liberty Mirror Division	232	Thonet Bros., Inc.	230
ab Ceco Steel Products Corp.	2-3	abe Libbey-Owens-Ford Glass Co.	193-232	ab Thrush, H. A. & Company	195
abe Celotex Corporation	49	Litecontrol Corporation	53	a Tile Council of America	35
a Century Lighting, Inc.	254	Lone Star Cement Corp.	252	Timber Engineering Company	255
a Cheney Flashing Co.	226	Lucke, W. B., Inc.	250	a Timber Structures, Inc.	234
abe Church, C. F. Mfg. Co.	212	a Macomber, Incorporated	160	Todd Shipyards Corp.	198
ab Clayton & Lambert Mfg. Co.	202	ae Mahon, R. C. Co.	31	ab Trade-Wind Motorfans, Inc.	238
ae Colorado Fuel & Iron Corp.	246	Marlo Coil Co.	18	abe Trane Company	169
a Columbia Mills, Inc.	46	Marlou Lights	154	a Trinity Portland Cement Division	187
Combustion Equipment Division	198	a Martin-Parry Corp.	25	ae Trumbull Electric Mfg. Co.	83
ab Connor Lumber & Land Co.	234-242	a Medart, Fred Products, Inc.	64-65	abe Truscon Steel Company	223
Connor, W. B. Engineering Corp.	249	a Medusa Portland Cement Co.	240	a United States Gypsum	177
Corning Glass Works	239	Michaels Art Bronze Co., Inc.	30	ae United States Steel Corporation Subsidiaries	231
Couch, S. H. Co., Inc.	200	Miller Company	199	a Universal Atlas Cement Company	231
b Crane Co.	157	a Mills Company	75	a Uvalde Rock Asphalt Co.	166
ab Cuprinol Division	240	Minneapolis-Honeywell Regulator Co.	27	a Van Range, John Co.	178
a Curtis Companies Service Bureau	191	a Minnesota & Ontario Paper Co.	11	ae Wakefield, F. W. Brass Company	248
a Cutler Mail Chute Co.	228	ae Madine Mfg. Co.	72	a Wayne Iron Works	228
ab Darworth & Co.	240	Moore, Goodloe E., Inc.	226	ae Webster, Warren & Co.	200
a Day-Brite Lighting	245	ae Moulding, Thos. Floor Mfg. Co.	183	abe Westinghouse Electric Corp.	32-33
abe Detroit Steel Products Company	41-211	ab Natcor Store Fronts	236	a Westinghouse Electric Corp.—Elevator Div.	50-51
a Douglas Fir Plywood Assn.	34	a National Gypsum Company	207	ae Wickwire Spencer Steel Division	246
ae Dravo Corporation	203	National System of Garage Ventilation	242	Wilmot Castile Company	78
ae Du Pont, E. I. de Nemours & Co.	253	e Nelson, Herman Corporation	165	ae Wing, L. J. Mfg. Co.	162
a Durisol, Inc.	196	ae Norton Company	73	Woodwork Corporation of America	60
Edwards Co., Inc.	205	Ohio Hydrate & Supply Co.	202	a Worthington Pump & Machinery Corp.	229
Electric Storage Battery Co.	216	ae Okonite Company	247	Wright Manufacturing Co.	14
Employment Opportunities	244	a Onan, D. W. & Sons, Inc.	204	ae York Corporation	251
Faber, A. W. Castell Pencil Co., Inc.	250	ae Otis Elevator Company	59-238	a Young Radiator Co.	206
Faber, Eberhard, Pencil Co.	57	ae Onan, D. W. & Sons, Inc.	204	abe Zonolite Company	213
e Fedders-Quigan Corporation	244	ae Otis Elevator Company	59-238		
Federal Seaboard Terra Cotta Corp.	58				
a Fitzgibbons Boiler Company	230				
abe Flintkote Company	2nd Cover				
abe Flynn, Michael Manufacturing Co.	235				
Frick Company	248				
ab Frigidaire Division	209				
ab Gate City Sash & Door Co.	186				
General Aniline & Film Corp.	1				
General Controls	236				
ae General Electric Co.—Apparatus Dept.	81				
a General Electric Co.—Wiring	40-220				

NEW YORK—H. Judd Payne, Publishing Director; Robert F. Marshall, Business Manager; Tom Tredwell, Advertising Mgr.; Benton B. Orwig, Creative Service Manager; M. A. Murphy, Advertising Production Manager, 119 West 40th Street; BOSTON—Harry M. Horn, Jr., 855 Park Square Bldg.; CHICAGO—C. B. Riemersma, Robert T. Franden, John M. Cogan, 700 Merchandise Mart; CLEVELAND—John C. Jackson, 321 Hanna Bldg.; DALLAS—O. C. Paulsell, 412 Construction Bldg.; LOS ANGELES—Bob Wettstein, 672 South Lafayette Park Place; PHILADELPHIA—Tom Tredwell, 1321 Arch St.; PORTLAND—Bob Wettstein, 907 Terminal Sales Bldg. SAN FRANCISCO—Bob Wettstein, 1003 TWA Bldg., 240 Stockton St.



Here's a quick way to find a doctor

• Page doctors, nurses, supervisors and other staff personnel by name when you want quick action.


Voice paging, via an RCA Hospital Sound System, in selected areas or in many hospital zones, at once contacts your party . . . directs him to where he is needed . . . in a matter of split seconds. It is a matter of record that voice paging with an RCA Sound System handles four times the number of calls and locates the person twenty-five times faster than conventional coded signal systems.

ADDED BENEFITS OF RCA SOUND SYSTEM

In addition to their paging and announcement facilities, RCA Sound Systems provide the finest music and

entertainment . . . from recordings, radio and your recreational programs. They provide relaxation for patients and off-duty staff members. Hospitals find an RCA Sound System ideal for the use of musical therapy in the treatment of psychiatric and other cases.

There is an RCA Sound System exactly suited to the needs of your hospital. The service of RCA Sound System engineers is available, without obligation, to hospital administrators interested in efficient and dependable sound distribution equipment. Why not have us make a sound survey for your hospital? *For complete information please address: Sound Equipment Section, Dept. 101-E, RCA, Camden, New Jersey.*


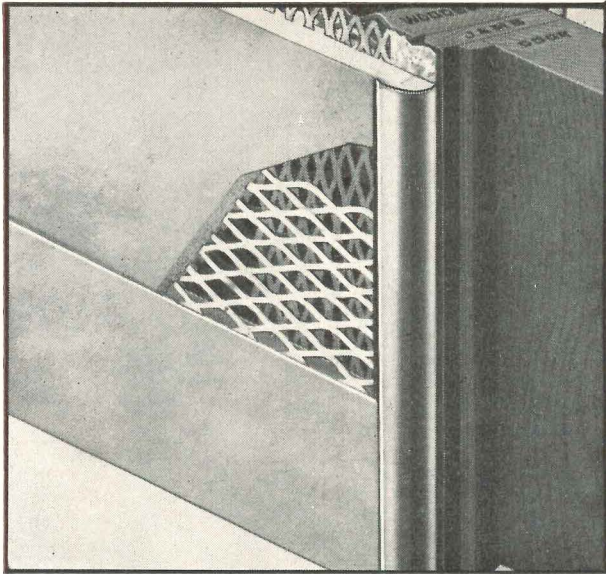


Send for this Free Booklet!—It describes and illustrates many applications of RCA Hospital Sound Systems. Be sure to get your copy.



SOUND PRODUCTS
RADIO CORPORATION of AMERICA
ENGINEERING PRODUCTS DEPARTMENT, CAMDEN, N.J.

In Canada: RCA VICTOR Company Limited, Montreal



No. 4
Expansion
Casing



No. 60
Expansion
Casing



No. 60
Short Flange
Casing



No. 138
Short Flange
Casing

Here is how Milcor Steel Casing combines with Milcor Metal Lath and Metal Base for smart, modern interiors. For doors, windows, and other wall openings —

- ✓ Simple, modern beauty.
- ✓ Practical, fire-safe construction.
- ✓ Durable, long-run economy.

Milcor Steel Casings give your jobs

good looks that last and cost less

That's a combination that wins clients' approval every time!

You save so much on construction time that Milcor Steel Casings actually cost less than wood construction. The beauty and permanence of steel are extra dividends.

Check these savings: Sanding and finishing are eliminated. Fewer coats of paint are required. And there's no need for adjustments, once the job is done; Milcor Casings cannot warp, shrink, or crack.

Other Advantages

1. Simple, speedy erection: Straight, uniform lengths make perfect mitres easy.

- 2. Easy plastering:** Plaster keys through wing to form bond with lath and prevent settling cracks.
- 3. Durable, lasting beauty:** Steel resists fire, impact, and other wear for years.
- 4. Smart modern appearance:** Narrow, flush-tight face adds feeling of roominess, simplifies cleaning requirements.


Milcor Casings are one part of the complete Milcor Metal Lath line of steel building products, all designed to work together. Specify "Milcor" to deliver the finest modern fireproof construction on every job you design. Then you're sure of happy clients — and a reputation you can be proud of!

INLAND STEEL PRODUCTS COMPANY

FORMERLY MILCOR  STEEL COMPANY

MILWAUKEE 1, WISCONSIN

Baltimore 24, Md. • Buffalo 11, N. Y. • Chicago 9, Ill. • Cincinnati 25, Ohio
Cleveland 14, Ohio • Detroit 2, Mich. • Kansas City 8, Mo. • Los Angeles 23, Calif.
New York 22, N. Y. • Rochester 9, N. Y. • St. Louis 10, Mo.



A "must" for your files and without obligation 20-page Milcor Manual gives you complete details on the Milcor Metal Lath Building Products line.

Tear out this coupon and mail today!

INLAND STEEL PRODUCTS COMPANY
4101 West Burnham Street • Milwaukee 1, Wisconsin

Send me a copy of the *Milcor Manual* (no obligation) giving full details on Milcor Steel Casing and other products in the complete Milcor Metal Lath Products Line.

Name..... Title.....

Company.....

Address.....

City..... (.....) State.....