

DECEMBER 35¢

# American Home

## AN OLD-FASHIONED HOLIDAY

### AMERICAN TREASURY: Christmas in Old Salem

Festive Turkey—  
3 foolproof ways

Snug House for  
Snow Lovers

129 Great  
Gift  
Buys  
25¢ to \$10

CHRISTMAS  
COOK  
B  
50  
re  
om  
ens for  
okies,  
pie, candies,  
puddings

Beautiful  
gift wraps  
you can make



PROPERTY OF THE  
LIBRARY  
NOV 22 1971  
University of North Carolina  
at Greensboro

17277412 JCSM AAAA207 13  
REGHX256XG9018018MB0036  
WALTER C JACKSON SEP  
UNIV N CAROLINA M72  
GREENSBORO NC 27412

Armstrong introduces a bright new era in floors

# SOLARIAN™

## It shines without waxing



You've probably heard claims about vinyl floors that are supposed to keep their shine without waxing. Armstrong has never made such a claim. We know from experience that any vinyl floor will begin to lose some gloss after a few months and require an occasional waxing to restore and maintain a shine.

### For women who hate to wax

But we also know how much you hate to wax floors. So we set out to develop a totally new kind of floor that really would require *no wax* to keep shining and less work to keep clean.

The result is Solarian. And its secret is a major new development from Armstrong research called the Mirabond™ wear surface. Because of this entirely new formulation, Solarian will retain its gloss far longer than vinyl floors.

### Tested in homes like yours

Armstrong has tested Solarian floors in the busy kitchens of actual homes for two years. With just occasional sweeping, damp-mopping—and no waxing—these floors are still bright and shining.

### Most waxes won't adhere to new surface

Just as an egg won't stick to the new coated frypans, most waxes won't stick to the Mirabond wear surface. More important, neither will most spills or tracked-in dirt. Even black heel marks wipe right off this unique, new surface.

After several years of wear, there may be a slight lowering of gloss in high-traffic areas. You probably won't find it objectionable. But if you should ever need it, your Armstrong retailer can supply a special Solarian Floor Finish which you can use in these areas to restore and maintain the shine the way you like it.

### As beautiful to look at as to live with

The "Royal Villa" design shown here is one shining example of the many Solarian designs and colors. For more information, write Armstrong, 7112 Pine St., Lancaster, Pa. 17604.

**Armstrong**

CREATORS OF

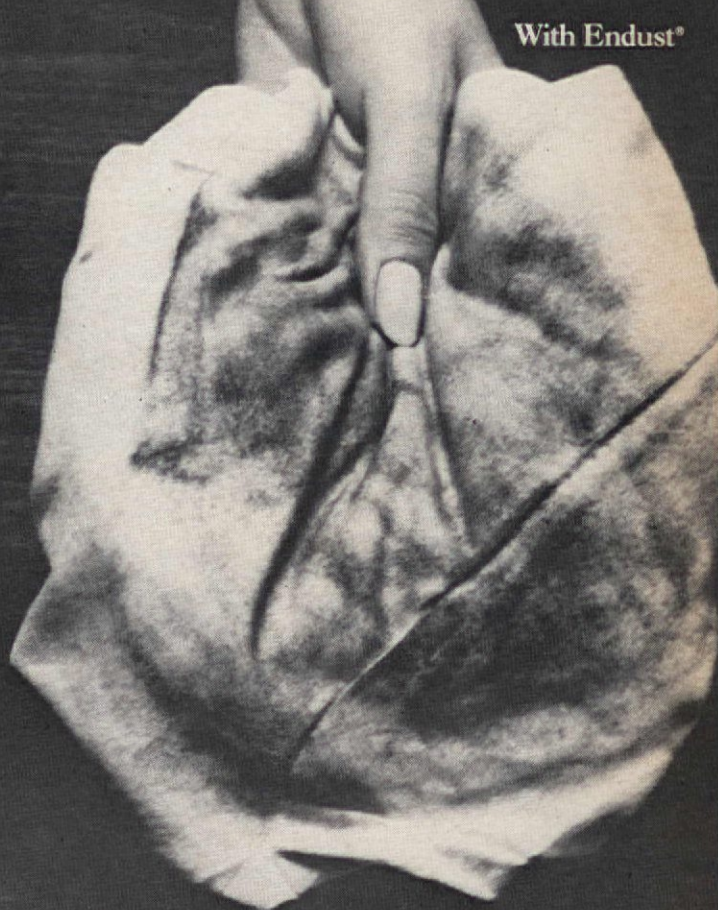


THE INDOOR WORLD™

Without Endust®




With Endust®



# The dirty undershirt wins!

(Because that's the one we sprayed with *Endust*.)

Old undershirts never die. They just become great dustcloths. Especially when you spray them with *Endust*, the dust magnet. That way they pick up six times more dust and dirt.



And the same thing is true of old diapers, pillowcases, towels, socks, aprons and sheets. *Endust* makes any of them a dust magnet. So, no matter what you use to dust with, use *Endust*.

# Christmas, simplified.

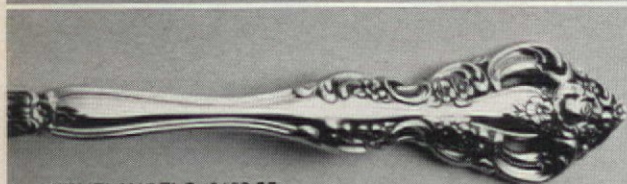
Simply circle the beautiful Oneida stainless pattern you want to see under the tree and hide this page where your husband can find it.



SPANISH MOOD. \$49.95.



REMBRANDT. \$129.95.



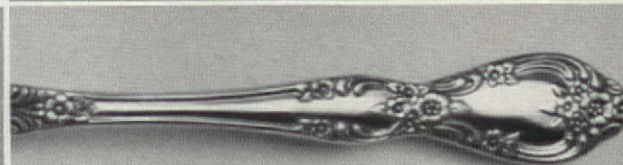
MICHELANGELO. \$129.95.



VENETIA. \$79.95.



MADRID. \$79.95.



GALVESTON. \$39.95.



PAUL REVERE. \$79.95.



NORDIC CROWN. \$49.95.



PHOENIX. \$39.95.



CAPISTRANO. \$49.95.



WILL 'O' WISP. \$110.



CHATEAU. \$49.95.

50 piece services for 8. At fine jewelry and department stores.



Oneida Silversmiths

# WINSTON'S DOWN HOME TASTE!

*So Real. So Rich. So Good.*



**Winston tastes good  
like a cigarette should.**

**King Size and Super King Size.**

KING  SIZE

**Winston**

FILTER · CIGARETTES

FULL · RICH  
TOBACCO · FLAVOR

Warning: The Surgeon General  
Has Determined That Cigarette Smoking  
Is Dangerous to Your Health.

© 1971, R.J. REYNOLDS TOBACCO CO. WFAKY, WINSTON-SALEM, N.C.

KING: 19 mg. "tar", 1.3 mg. nicotine, SUPER KING: 20 mg. "tar", 1.3 mg. nicotine, av. per cigarette, FTC Report AUG. '71.

# American Home

## AN OLD-FASHIONED HOLIDAY

FRED R. SMITH  
Editor

BETTY KLARNET  
Managing Editor

JOSEPH TAVERONI  
Art Director

MERVYN KAUFMAN  
Copy Editor

HELENE BROWN  
Interior Design

BARBARA PLUMB  
Architecture and Environment

FRANCES M. CRAWFORD  
Food

JEANNE M. BAUER  
Equipment

DOROTHY L. BRIGHTBILL  
Home Projects

BINA BERNARD  
Features

NANCY C. GRAY  
Pacific Coast

LYNN HEADLEY  
Market Place

FERDINAND D'ESPOSITO  
Production Coordinator

ASSOCIATES

Carol Ceraldi/Art

Lietta Dwork/Reader Service

Dorothy B. Humanitzki/Editorial

Jacques Jaffry/Chef

Rosemary L. Klein/Research

Jane Levy/Housing

Stephanie Parker/Art

Jane Uetz/Food

Alexandra Walker/Decorating

ASSISTANTS

Betty Borger

Phyllis Cignarella

Vicki Lynn Crowe

Ellen de Villeneuve

Frances S. Herbstman

Eileen Denver Mimoso

Kathy M. Ripin

Christine B. Roth

Anne Rutledge Sherman

CONTRIBUTORS

Constance Bartel/The Good-Looking Homemaker

Mary Evans/American Treasury

Arthur J. Maher/Building

Denise McCluggage/The Woman Driver

Lawrence V. Power/The Avant Gardener

JOHN F. DUNN Publisher

A MAGAZINE OF  
DOWNE PUBLISHING, INC.  
JOHN MACK CARTER President

**COVER: A superb Oriental Fruitcake and our easy version of a classic French Yule Log are just two of 50 prized dessert recipes in the "Christmas Cookbook" insert, beginning on page 67. Photographer: Irwin Horowitz**

### AMERICAN TREASURY

- 43 Christmas Is Love
- 45 The Peaceful People—A glowing celebration of community sharing with the Moravians of Old Salem, North Carolina

### BONUS INSERT

- 67 Christmas Cookbook: 50 prized recipes for cookies, cakes, pies, puddings and candies from American Home kitchens

### FOOD

- 36 Saving Graces
- 41 Food Questions You Ask
- 58 The Bountiful Holiday Feast

### CHRISTMAS SHOPPING SPECIAL

- 50 129 Great Gifts from 25¢ to \$10

### INTERIOR DESIGN AND DECORATING

- 10 Almost Too Pretty to Open
- 14 Tiny Shiny Treasures
- 34 Decorating Newsletter

### HOMES AND ARCHITECTURE

- 32 Help About the House
- 57 Snug House for Snow Lovers

### FEATURES

- 8 This Month in American Home
- 20 Lifestyle: Chris Crispens of Brooklyn Heights, New York
- 24 The Good-Looking Homemaker: Winter Beauty
- 26 The Grooming Counter: Gifts for the Good-Looking Homemaker's Good-Looking Husband
- 28 Old Salem—A Moravian Memoir

### HOME PROJECTS

- 16 Museum Embroidery—The 3 "C's" Kits

### SHOP BY MAIL

- 84 American Home Market Place

© 1971 Downe Publishing, Inc., a subsidiary of Downe Communications, Inc., 641 Lexington Ave., New York, N.Y. 10022. All rights reserved. Title reg. U.S. Patent Office. Published monthly. Second-class postage paid at New York, N.Y. and at additional mailing offices. Authorized as second class mail by the Post Office Department, Ottawa, Canada, and for payment of postage in cash. All mail concerning subscriptions should be addressed to American Home, Subscription Service, Flushing, New York 11357; **Subscription Price:** U.S. and Possessions and Canada: One year, \$4.00. Pan American countries: One year, \$5.50. All other countries: One year, \$6.00. Downe Communications, Inc. also publishes Ladies' Home Journal and Family Weekly. Editorial and advertising offices, **American Home**, 641 Lexington Ave., New York, New York 10022.

**Advertising and Sales:** Peter J. Moore, Advertising Manager; Robert E. MacVicar, Eastern Division Manager; Jack M. Brigham, Western Division Manager; Frank R. Zille, Chicago Sales Manager; Richard S. Wasley, Boston Sales Manager; James L. Bidwell, William K. Hughes, Cleveland Sales Managers (Detroit/Pittsburgh); Frank E. Gregory, Los Angeles Sales Manager; DeWayne G. Hunter, San Francisco Sales Manager; Elizabeth Riggins, Manager Special Services; Stephen E. Silver, Marketing Director; Fred R. Herrmann, Promotion Director; Mary Powers, Director of Reader Reaction Bureau.

Manuscripts must be accompanied by self-addressed envelopes and return postage. Publisher assumes no responsibility for return of unsolicited manuscripts or art.

**CHANGE OF ADDRESS:** If you plan to move, notify **American Home**, Subscription Service, Flushing, N.Y. 11357, at least 8 weeks in advance. Send new and old address from a recent copy. Postmaster: Send form 3579 to same address.



**Sheer curtains that glow with jewel-like color.  
Sears even calls them "Royal Jewel."**

Raspberry. Grape sherbet. Avocado. And eleven other beautiful shades that glisten and gleam. The secret's in the special Dacron polyester ninon fiber. More threads are woven to the inch than in most other ninons. And the more yarn, the more color! Even more diamond brightness in Sears white "Royal Jewel" sheers.

For bedroom, living room — even kitchen or bath. In many widths, many sizes that machine wash and tumble dry. No ironing. See "Royal Jewel" at larger Sears, Roebuck and Co. stores and in the catalog.

Only at **Sears**



**LOG  
CABIN  
SYRUP**

**GF**  
GENERAL FOODS  
KITCHENS



# Log Cabin and the kind of Christmas America grew up on.

America celebrates Christmas in many different ways. And one we'd especially like to share with you is a Scandinavian Christmas in Minnesota. There, Christmas is truly a festival of food. And Log Cabin® adds to the glory of it all.

The Log Cabin brand appeared in 1887. Just about the time Scandinavians settled in America. They gave us their traditional way of cooking. And we gave them Log Cabin, one of America's first great food traditions. They quickly discovered its use as a glaze on their roast goose. Swirled it through yards and yards of scrumptious cookies and pies along with marvelous, tempting cakes. And great-grandma's fruit soup. It sang with the rich, mellow flavor of Log Cabin.

Here are some great Minnesota Christmas recipes from the Log Cabin kitchens beginning with great-grandma's golden goose.

## Log Cabin and the Golden Stuffed Goose.

Wash one 10- to 12-lb. goose; pat dry. Combine 1-1/2 cups Log Cabin Syrup and 2 tbsp. lemon juice; brush cavity with 1/2 cup mixture. Sauté 1/2 cup *each* chopped onion and celery in 1/4 cup butter until tender. Add 3 cups bread cubes, 1 cup chopped apple, 1/4 cup chopped parsley, 1/2 tsp. *each* savory and salt, and dash of pepper; mix until ingredients are moistened. Fill cavity loosely with stuffing. Truss and place, breast side up, on rack in roasting pan. Roast at 325° for 1-1/2 hours. Pour off excess fat; place goose on bottom of pan. Arrange 16 small whole onions and 8 potatoes, peeled and quartered, around goose. Continue roasting, basting with remaining syrup mixture, about 1-1/2 hours, or until goose is done. Makes 8 to 10 servings.

## Log Cabin and the Red Cabbage.

Sauté 1/3 cup chopped onion in 1/2 cup butter in large, heavy saucepan. Add 1 head red cabbage, shredded; cook and stir until softened. Add 1/2 cup *each* water and vinegar, 1/4 cup Log Cabin Syrup, 1 tbsp. salt, and 1/4 tsp. pepper. Bring to a boil, cover, and simmer about 1-1/4 hours or until very tender. Makes about 4-1/2 cups or 8 servings.

## Log Cabin and the Scandinavian Fruit Soup.

Combine 1 package (11 oz.) dried mixed fruit, 1 cup light raisins, and 4 cups water in large saucepan; simmer 20 minutes. Meanwhile, combine 1/4 cup Minute® Tapioca, 2 cups apple juice, and 1 cup Log Cabin Syrup in saucepan; let stand 5 minutes. Bring to a boil, stirring constantly. Cook 2 minutes longer. Add 1/2 lemon, thinly sliced, 1/4 tsp. cinnamon, and 1/8 tsp. ground cloves to fruit mixture; continue cooking 5 minutes. Remove from heat; stir in tapioca mixture. Let stand 20 minutes. Serve hot or cooled. Makes about 6-1/2 cups or 8 to 10 servings.

## Log Cabin and the Apple Flan.

Roll pastry for 2-crust 9-inch pie an inch larger than 15 x 10-inch baking pan. Line pan with pastry; fold edge under and flute. Bake at 450° until it just begins to

brown—about 10 minutes. If necessary, prick with fork. Cool. Peel and core 5 lbs. (12 to 14) tart apples; slice about 1-1/4 inches thick. Add 1-1/2 cups Log Cabin Syrup and 1/8 tsp. salt to *each* of 2 large skillet and bring to a boil. Simmer a single layer of apples in each, turning to slightly glaze—5 to 7 minutes. Remove apples. Repeat with remaining apples. Sprinkle 1/4 cup raisins over pastry; top with apples. Combine 2 tbsp. butter with syrup from *both* skillets; blend well and pour over apples. Bake at 425° until apples are slightly browned—about 25 to 30 minutes. Serve warm or cool. If desired, top with whipped cream. Makes 16 to 20 small dessert portions.

Our own traditions have been changed and enriched by customs of other great countries. And Log Cabin has been refined and fussed with over the years to suit America's changing tastes.

Log Cabin and Christmas. Two of America's No. 1 favorites. Make Log Cabin part of your Christmas dinner.

As they say in Scandinavia, "God Jul!" Which means Merry Christmas.

**Log Cabin.**  
**America loves it. Still.**



## WOBBLY DOOR KNOBS?

Hold 'em tight with genuine Plastic Wood. Handles like putty, hardens like wood. You can plane, sandpaper, varnish or paint it. In walnut, oak, mahogany or natural. In tube and can.



3-IN-ONE PLASTIC WOOD

## FAVORITE TOOLS RUINED?

You reach for a tool. But rust and tarnish got to it first. Protect your investment with 3-in-One Household Oil. After cleaning, a rubdown with 3-in-One will help keep your tools rust-free. Save yourself the expense of repair and replacement. Keep 3-in-One alongside your tools.



3-IN-ONE HOUSEHOLD OIL

## GOUGES IN EXPENSIVE ANTIQUES?

Fill 'em in fast with genuine Plastic Wood. Handles like putty, hardens like wood. Can be planed, sandpapered, varnished or painted. Comes in walnut, oak, mahogany or natural. In tube and can.



3-IN-ONE PLASTIC WOOD

## THIS MONTH IN American Home



Moravian lovefeast candles are handmade from tallow and beeswax. The child above is cutting fireproof crepe-paper frills that will catch the dripping candle wax. The Moravian Christmas star at right hangs over front door of one of Old Salem's finest restored houses.

The young lady at the top of the page, child of the 20th century but decked out in a costume her ancestors might have worn in the Old Salem, N.C., of 1800, is preparing candles for one of the loveliest Christmas observances in the country: the Moravian lovefeast. At the climax of a Christmas Eve song service, mugs of coffee and baskets of sweet buns are passed to those assembled in the church. Later, when the last prayers have been spoken, lighted candles decorated with red paper frills are distributed to everyone—men, women and children alike—to signify the rekindling of the flame of love, a Moravian custom since 1747. The Moravians of Old Salem are the subject of this month's American Treasury (page 45), 15th in our continuing series dedicated to exploring the lifestyles of our forebears, their customs and the proud traditions of art, architecture and crafts we inherited from them.

The simple, moving spirit of Old Salem, illuminated by the 26-pointed star shown above—a traditional Moravian Christmas decoration—is particularly appropriate this season. "Salem" in Hebrew, means "place of peace," a word derived from the familiar "Shalom." A peaceful Christmas to you all.

*Fred Smith*  
Editor

Free with Virginia Slims

# Book of Days



## The Virginia Slims 1972 Engagement Calendar.

114 pages to help you remember your dentist appointment next Thursday as well as some of women's triumphs, defeats, loves, hates, ups, downs, good times and bad times.



The Virginia Slims Book of Days is different.

Like most engagement calendars, there's a place for remembering appointments and special occasions.


But we've gone a bit further. Every week, we've added little stories, anecdotes,

quotes and facts about women.

Best of all, the Virginia Slims Book of Days is free with two bottom panels from packs of Virginia Slims, Regular or Menthol.

Send your name and address and two bottom panels to Virginia Slims Book of Days, P.O. Box 60-1909, Minneapolis, Minn. 55460.

You've come a long way, baby.



VIRGINIA SLIMS FILTER

BREXON & HEDGES, PARK AVENUE, NEW YORK 20 CLASS A CIGARETTES

Warning: The Surgeon General Has Determined That Cigarette Smoking Is Dangerous to Your Health

Mail to: Virginia Slims Book of Days, P.O. Box 60-1909, Minneapolis, Minn. 55460.

Please send me one 1972 Virginia Slims Engagement Calendar. I enclose 2 bottom panels from Virginia Slims packs.

Offer void to persons under 21 years of age. Offer good in U.S. only except where prohibited, licensed or taxed. Offer expires January 31, 1972. Allow 1 to 2 weeks for delivery.

Name \_\_\_\_\_

Address \_\_\_\_\_

City \_\_\_\_\_ State \_\_\_\_\_ Zip \_\_\_\_\_

Regular: 17mg.'tar,'1.1mg. nicotine—Menthol: 18mg.'tar,' 1.2mg. nicotine av. per cigarette, FTC Report Aug.'71

# ALMOST TOO PRETTY TO OPEN



Your Christmas gift-giving will sparkle with originality under wraps adorned like these: Lick-and-stick gold stars and elephants march in rows; a shiny "plaid" is shaped from peel-and-stick silver tape. Mailing tube is sheathed in copper Mylar; multicolored paper disk tops a foil-covered box. Felt cutouts traced from a cookie cutter create an animal parade; big and small sequins, glued or pinned, add glitter. A buckled belt made of trim has post-holiday usefulness; so has the wire trivet on goodies for the gourmet.



## Can you see what's wrong with this asparagus?

This asparagus is below Del Monte Brand standards. Look at the buds. They've separated from the tip of the spear. This indicates the asparagus is tough—lacks flavor.

The more you know  
about asparagus,  
the better for Del Monte.







**Sears Petit Plume.**  
**Because you loved it so much  
for your window,  
now you can have it for your bed.**

It all started in a French museum. Sears saw a beautiful Napoleonic fabric. So we had the rich damask pattern re-created for *your* windows.

You loved the modern improvements too. Thermalgard backing for insulation. Perma-Prest® fabric you can machine wash, tumble dry — and never need iron.

You loved it a lot. In fact, you made it America's favorite drapery.

So now we're giving you Petit Plume in bedspreads too. The same 14 great colors. The same great Perma-Prest fabric. All that's been added is a deep fringe border. And matching shorty draperies.

Petit Plume. At most larger Sears, Roebuck and Co. stores, and the catalog.

Only at **Sears**

## EDITORS' CHOICE

Good things from small packages (clockwise from top, left): French basket in nontarnish silver plate, William Adams, Inc., \$19.50; woven aluminum square basket, Georg Jensen, \$12; sterling-silver shopping bag, Cartier, \$75; silver-plate basket, Gorham, \$11.50; sterling watering can, Cartier, \$25; small sterling basket, Cartier, \$25, large, \$65; sterling colander, Cartier, \$30.



By Helene Brown

## TINY SHINY TREASURES

Wouldn't it be fun to give something that's fabulous, frivolous and totally unexpected this Christmas? Any of the silvery extravaganzas pictured above would dazzle even the most blasé recipient. As decorative items, they might grace a tabletop with seasonal flowers or offerings of candy, cookies, nuts. For the more practical, the delicately crumpled shopping bag could hold pens or pencils and sit

14 on a desk. And for the choicest bar accessory ever, the watering can might be used for sprinkling vermouth.





LENGTH  
AND  
COOLNESS  
COME  
TOGETHER

Come all the  
way up to  
Kool Filter Longs.  
Stylishly long,  
tastefully cool.

*LADY BE COOL*



© 1971, Brown & Williamson Tobacco Corp.

19 mg. "tar," 1.4 mg. nicotine  
av. per cigarette, FTC Report Aug. 71.

By Dorothy Lambert Brightbill  
 The three "C's"—crewel, cross-stitch and canvas stitchery—were taught in Moravian girls' academies and boarding schools in the 18th and 19th centuries. Here are four Moravian designs that you can copy. The needlepoint cat and dog represent a form of canvas stitchery. The oblong sampler, with its delicate flowers and ivy wreath, is an excellent example of cross-stitch. (Originals of these three designs were embroidered some time after 1790 by girls attending the Moravian Seminary in Bethlehem, Pa., and may now be seen in the Moravian Museum there.) The crewel bouquet on our pillow—which would be equally handsome in a frame—was copied from a lovely watercolor painted in 1810 by a young lady named Peggy Allison. She presented it to the principal of the Girls' Boarding School in Old Salem, N.C., another Moravian community. Frames for all these designs are available (see coupon below).

# MUSEUM EMBROIDERY THE 3 "C's" KITS

A cross-stitch sampler, two needlepoint animals and a crewel bouquet are Moravian museum designs for you to embroider.



Fill out coupon and enclose check or money order. Sorry, we are unable to handle Canadian or foreign orders.

**American Home Dept. 6144**  
**4500 N.W. 135th Street**  
**Miami, Florida 33054**

Check item(s) desired:

- \_\_\_ Kit 61465 Dog Needlepoint @ \$5.98 each.....\$ \_\_\_\_\_
- \_\_\_ Kit 61464 Cat Needlepoint @ \$5.98 each.....\$ \_\_\_\_\_
- \_\_\_ Kit 61469 Frame for above, size 10½ by 12½ inches @ \$3.98 each
- \_\_\_ Kit 61468 Moravian Cross-Stitch Sampler @ \$2.98 each.....\$ \_\_\_\_\_
- \_\_\_ Kit 61471 Frame for above, size 9½ by 18½ inches @ \$6.98 each
- \_\_\_ Kit 61467 Moravian Floral Bouquet, for pillow or to frame @ \$3.98 each.....\$ \_\_\_\_\_
- \_\_\_ Kit 61470 Frame for above, size 12½ by 12½ inches @ \$4.98 each
- \_\_\_ 61014 Catalog of other kits @ .35 each.....\$ \_\_\_\_\_
- \_\_\_ 61451 New Fall-Winter issue of *Ladies' Home Journal Needle & Craft Magazine* bursting with beautiful things to make, to wear and to give. \$1.25 each.....\$ \_\_\_\_\_

Please add 35¢ postage for each kit ordered and 50¢ for each frame.....\$ \_\_\_\_\_

Sales tax, if applicable.....\$ \_\_\_\_\_  
 Total enclosed.....\$ \_\_\_\_\_

Send C.O.D. I enclose \$2 goodwill deposit and will pay postman balance plus all postal charges.

**You can use your Charge Card for any purchase over \$4.98**

BankAmericard—Acct. No. \_\_\_\_\_

Master Charge—Acct. No. \_\_\_\_\_

Interbank No. (Find above your name) \_\_\_\_\_

Good Thru \_\_\_\_\_

name \_\_\_\_\_

address \_\_\_\_\_

city \_\_\_\_\_ state \_\_\_\_\_ zip code \_\_\_\_\_

# Available direct from the publisher. New edition of the world famous Encyclopaedia Britannica.



Plus  
Britannica Junior  
included **FREE**  
of extra cost.



And introducing  
Britannica's  
Pre-School Library  
included **FREE.**

## You get all volumes now... pay later on easy Book a Month Payment Plan.

Yes, the latest edition of Britannica—the greatest treasury of knowledge ever published—is now available on a remarkable Cooperative Offer. Under the terms of this truly amazing offer, you may obtain the latest edition of Britannica Junior at no extra cost when you choose Encyclopaedia Britannica. Also included, free, the new Britannica Pre-School Library—*First Adventures in Learning*. This complete program will be placed in your home NOW. You pay later on convenient budget terms. It's as easy as buying a book a month.

The Britannica Pre-School Library—*First Adventures in Learning*—is now available from Britannica. It was designed especially to help provide every child with better pre-school preparation. This Pre-School Library offers a wealth of exciting and colorful new materials which acquaint the smaller child with the world in which he lives through simple words, pictures, and signs.

*If card is detached, write to Encyclopaedia Britannica, Dept. 103-B, 425 N. Michigan Ave., Chicago, Ill. 60611*

Britannica Junior is a big, 15-volume set written, illustrated, and indexed especially for children in grade school and junior high. Carefully matched to school subjects as a homework reference, it's rich in picture interest, and is easy to read and understand. And it leads right into Encyclopaedia Britannica.

**Encyclopaedia Britannica Offers Thousands of Subjects of Practical Value.** The new edition of Britannica has special articles on household budgets, interior decorating, medicine, health, home remodeling, child care and much more... useful information that can save you many dollars.

**New Edition is Profusely Illustrated.** The new Encyclopaedia Britannica offers over 22,000 magnificent illustrations—thousands in vivid color. But it does not merely show "attractive pictures"—it is the work of 10,400 of the world's great authorities.

**Essential for Homework.** For students, Britannica is indispensable. It is the fin-

est, most complete reference published in America. It helps develop the active, alert minds that bring success in school and later life.

May we send you, free and without obligation, our new Preview Booklet which pictures and describes the latest edition of Encyclopaedia Britannica? We'll also include details on how you can receive Britannica's Pre-School Library and Britannica Junior Encyclopaedia—free of extra cost on our Cooperative Plan. For details on the complete program, just mail the attached postage-free card today.



**FREE!**  
Mail card now  
for special new  
Preview  
Booklet

and complete details  
on this remarkable offer.

# Lifestyle

A young New York stylist with the jingle of Christmas in his name carries on a long-held family tradition of collecting antique toys.



Al Francekevich

Among the toy figures beneath Chris's Christmas tree (above) are a variety of birds and animals, a band whose players include Mickey Mouse and the Three Pigs—plus Tom Thumb and his bride being wed on the dollhouse porch.

**Chris Crispens** is just another way of spelling Kris Kringle to the hundreds of neighborhood schoolchildren who visit him each December. For their pleasure, the Victorian parlor of his Brooklyn Heights, N.Y., home is filled with many more toys than even Santa's bag could hold. Chris, a stylist for a major linens firm, was destined to be a collector of antique toys long before he was born. His grandfather, a Christmas celebrant in the staunchest German tradition, bought Chris's dad a Lionel train the year after he was born and built him several barnyard crèches. These, in turn, were passed on to Chris, who has continued the tradition and added still more. Recently he acquired an iron barnyard fence and a doll-size needlepoint parlor rug. His treasures also include hundreds of delicate glass ornaments that he hangs each year from two seven-foot firs.

Holiday preparations in Chris's home take a full month: building platforms, dusting and setting up the toys, trimming the tree and finally trussing a Christmas goose. "The real job," he says, "is to find hiding places for all these things the rest of the year." Many are returned to the attic, but some remain on permanent display. The dollhouse gets a glass top that turns it into a coffee table. By this time next year, however, Betty Boop will be back at her second-story window, waiting for the band to begin "playing" a Christmas air.



Seated in his living room (above), Chris Crispens shows off a few of the toys in his vast collection. The horse and cow in front of him are old papier mâché candy boxes from Germany. Their heads twist off to reveal the tiny sweets tucked inside.

Now you can clean off  
dirt and grime.

Bring out the  
natural beauty of paneling.



## Introducing **REGARD**

It's all the care your wood  
paneling should ever need.

Johnson Wax made new Regard specially for wood paneling. Made it with a versatile combination of cleaners to remove dirt, grime, grease, stains, even crayon marks. Made it with a blend of conditioners found only in Regard to give your paneling beauty that lasts. Great on kitchen cabinets, too. New Regard.

**Johnson WAX**


Johnson and Regard  
are trademarks.  
© 1971  
S. C. Johnson & Son,  
Racine, Wisconsin,  
U.S.A.  
Printed in U.S.A.  
All rights reserved.

# Great playroom floors you


**\$129** Who says you can't afford beautiful carpeting in the playroom...even if your kids ride their tricycles there. You can when you lay it yourself with Show Stopper.

It's made of sturdy, long-wearing olefin pile that's easy to keep clean. With a built-in foam cushion backing. Three patterns, thirteen smart color combinations in all.

Just roll out Sears Show Stopper and trim to fit. A big 11 x 12 ft. floor costs under \$129.



**HERCULON**



# put down yourself.

**\$78** Peel yourself a carpet with Sears Nomad carpet tiles—you'll save. They're self-adhesive to go down in a wink. And they're great for playrooms where people play loud, because the thick foam-backed olefin pile absorbs noise.

Because you tile it yourself, a 12 x 12 ft. wall-to-wall carpet costs less than \$78. No installation charge! No extra padding! Pick from seven happy colors.

What else makes Sears Put-Downs so great? The choice! 359 colors and designs. At most larger Sears, Roebuck and Co. stores, and in the catalog. Prices effective through 1971.

**MARVESS OLEFIN**

MADE BY  PHILLIPS 66



**The Great Put-Downs.**  
Only at **Sears**

THE GOOD-LOOKING  
HOMEMAKER

By Constance Bartel

## WINTER BEAUTY

IN AND OUT OF THE COLD

Californian M'Liss Rees has had to adjust her beauty routine, now that she and her Oklahoma-born husband Bob (a student at the New York University Graduate School of Business) have migrated to New York City. This delightful young secretary grew up on an almond ranch near San Francisco, where she needed no extra protection against the cold weather. Now she is planning an

active winter of ice skating and skiing.

To keep her slightly dry skin in good condition, M'Liss cleanses with Bonne Bell's "1006" deep-pore cleanser. And, for her first New York winter, she has stocked up on extra skin creams and lotions.

The cold months are hard on your skin whether you're outside in the snow and wind or inside in the drying heat. Even if your skin is not delicate, that leathery "weathered" look is likely to sneak up on you. In a nutshell, winter skin care means wearing a moisturizer on face and body at all times.

Moisturizers especially for skiers? Bonne Bell has two, each a sunscreen and shield against the harmful effects of wind and cold. High Altitude Cream is a super-moisturizer for especially cold days. Weatherproofer is a heavier pom-

ade that guards the face from abrasive winter wetness.

On the slopes as on the beach, you should wear a sunscreen and a protective lip gloss or cream. If you want the smooth finish of a makeup foundation as well as a sun block, try Clinique's hypoallergenic Continuous Coverage.

For dry lips, Chapstick, Blistex and Bonne Bell's Kristi Stick are all classic lip protectors. Dorothy Gray's Moisture Base and Marcelle's hypoallergenic Lip Gloss protect the lips without affecting their color. For moisturizer *plus* color there are Dorothy Gray's pearled beige Glimmergloss, which can be worn over lipstick or by itself, and Germaine Monteil's Super-Creme Glossine, which comes in 18 shades.

Some all-around moisturizers for the non-skier include Ultima II Under-Makeup Moisture Lotion, Elizabeth Arden's Velva Moisture Film, Polly Bergen's Cream Moisturizer and Dorothy Gray's Saturna Algene Conditioning Face Emulsion. And for the rest of the body, there are Jergen's Extra Dry Skin Formula hand and body lotion, Polly Bergen's Tortue Body Lotion or Revlon's new Ultima II Skim Milk Moisturizer.

On winter evenings, add a bath oil or at least a water softener to your bath. When you are dry, massage in a rich body lotion. Like M'Liss, you must moisturize your skin to avoid dryness, windburn and chafing in the winter months.

*A manly skin conditioner and other grooming gift ideas for the men on your list appear on page 26.*

**For her first New York winter, M'Liss Rees, an outdoors-loving California transplant, plans to take special care of her delicate skin.**



Stephen Green-Armytage

Pacquin.  
Because your hands  
should be as soft as  
your face.

Twice the  
moisturizers of  
any other leading  
lotion.



These special moisturizers, called humectants, bring soothing moisture to parched, rough skin — moisture that softens, smooths and brings back the fresh young look to your hands.

And because Pacquin has more moisturizers, it doesn't have a greasy after-feel like most other hand lotions.

Use Pacquin® Lotion or Hand Cream and help make your hands as soft as your face.

©Pfizer Inc. 1971



# They fill your stomach.

(But not your iron needs.)



That's the trouble with those snack-and-nibble foods we're all so fond of. They fill our stomachs and satisfy our hunger without satisfying a woman's nutritional need for extra iron.

In their menstrual years, women need almost twice the iron men do, to replace monthly losses. But many women are obviously not getting that iron from food because experts say 2 out of 3 American women have iron-deficient diets and little or no iron reserves.

Of course, the ideal solution to this

problem would be a diet of iron-rich foods. But it's not easy to change the way you eat. One answer to the iron problem is One-A-Day® Brand Multiple Vitamins Plus Iron. It will prevent an iron-deficient diet and provide the vitamins you may be missing, too. What's more, it costs less than a diet of iron-rich foods, and it's sure.

One-A-Day Plus Iron, every day. Because some of the foods you eat may fill your stomach, but not your need for iron.



©1971 Miles Laboratories, Inc.





# Magic Cookie Bars

Crunchy and delicious treat, made quick 'n easy, right in the baking pan.

- 1½ cups Kellogg's®  
Corn Flake Crumbs
- 3 tablespoons sugar
- ½ cup (1 stick) regular  
margarine or butter, melted
- 1 cup (6-oz. pkg.) semi-sweet  
chocolate morsels
- 1⅓ cups (3½-oz. can)  
flaked coconut
- 1 cup coarsely chopped  
Diamond Walnuts
- 1 can Borden Eagle Brand®  
Sweetened Condensed Milk  
(not evaporated milk)

1. Measure Corn Flake Crumbs, sugar and margarine into 13 x 9 x 2-inch baking pan; mix thoroughly. With back of tablespoon press mixture evenly and firmly in bottom of pan to form crust.
2. Scatter chocolate morsels over crust. Spread coconut evenly over chocolate morsels. Sprinkle the

Walnuts over coconut. Pour Sweetened Condensed Milk evenly over Walnuts.

3. Bake in moderate oven (350° F.) about 25 minutes or until lightly browned around edges. Cool. Cut into bars.

This recipe yields 54 delicious Magic Cookie Bars (2 x 1 inches).



© 1971, Borden, Inc.

## THE GROOMING COUNTER

**Christmas gift ideas for the Good-Looking Homemaker's Good-Looking Husband— or any other man on her list**

More than one man you know is bound to be an Old Spice fan. The Old Spice Shaving Mug with 3¾ ounces of soap for \$1.75, the 5¾-ounce Shower Soap on a rope at \$1.50 or 7 ounces of the new Ship Shape Hair Groom Spray for \$1.50 all make great stocking stuffers. A flashier gift is Old Spice's new Ship's Bell Decanter, \$3.50, or their Telescope Decanter, \$3.75—each with 6 ounces of After Shave.

If he's a man in a perpetual hurry, he'll prefer cologne in a speedy atomizer. Royal Copenhagen by Swank fills the bill—4 ounces for \$6.50.

Sideburn, moustache and beard brush, anyone? Kent of London has one for all three, with natural bristles and a warm brown satinwood backing in their Gentlemen's Pocket Field Kit, which includes a Slim-Jim comb and comes in a red velveteen pouch, \$5.

Turn him on to taking care of his skin with Sonic All Weather Foam from Vanda Beauty Counselor. It counteracts the drying effects of blustery weather and is an after-bath body rub, too. In a 5-ounce aerosol bottle, it's \$5.

Standout masculine packaging in a brown-and-black geometric print characterizes Monsieur Houbigant Spray Talc, available at \$3.50 for 6 ounces. The 8-ounce Eau de Cologne is \$10; the 4-ounce After Shave Balm is \$5.

Does he go for Americana? When Avon comes calling, there's the Abraham Lincoln Decanter of After Shave, with Abe on the front and an eagle atop the stopper. In either the Leather or Wild Country fragrance, you get 4 ounces for \$3.50. If he's an antique-car buff, consider a miniature Stanley Steamer with 6 ounces of Cologne or 5 ounces of After Shave, in Windjammer or Wild Country fragrance, \$5 each.

Did you know that men enjoy perfume, too? Borghese's new Principé collection for men offers an out-and-out masculine essence that lasts longer than cologne. The ¼-ounce perfume spray is \$15. In the same fragrance, 4 ounces of Facial Conditioner costs \$7.50. And 8 ounces of Monsieur Lanvinis is \$7.50. END

# Naked Joy



Bathe in a  
bouquet of lasting  
loveliness. Smooth your skin  
in a swirl of garden fragrance.

## *Cashmere Bouquet* Scented Soap and Powder Since 1871

Beauty Soap, pink or white.  
Body Powder and Dusting Powder  
each in four garden-colored containers.



By Vera D. Hahn

# OLD SALEM—A MORAVIAN MEMOIR

Visiting this restored town, whose story unfolds on page 45, is like taking a tour of two eras.

Birthdays, even wedding anniversaries, I've been known to forget, but the date of my first glimpse of Old Salem, N.C.,—*never*. That's probably because I discovered this delightful Moravian town the day Japan surrendered and World War II ended.

When rumors started coming thick and fast over the radio—no TV in those days—and finally the peace announcements, my fiancé, whom I had gone to visit in Winston-Salem, was promptly

called back to his Air Force unit. This must mean an important assignment, I told myself proudly, possibly something to do with the Japanese negotiations. (He was a corporal, after all.) Actually, he was urgently needed to chop up several years' worth of old telephone books. His colonel wanted lots of confetti for his own private VJ Day celebration. Meanwhile, the whole town went wild. My hotel, the only one within a 100-mile radius, gave its employees the rest

of the week off in honor of this historical event.

As the day wore on and I had neither breakfast nor lunch, and it became obvious that there was no one around to cook or serve dinner, I got hungrier and hungrier. Even the candy stand of the Bijou movie house, my only source of food other than the hotel dining room, was boarded up as for a siege. To survive, I would have to go foraging. The taxicabs, whose drivers till then had spent lazy afternoons gossiping in front of the hotel, had already been commandeered by contingents of celebrants—some with horns—who were riding around town to spread the good news. So off I set on foot. I soon got lost in a hillier and poorer (continued)

**Stoves are from Salem Tavern bedrooms. Top is a nine-plate model—so called because it was constructed of nine iron plates. Bottom one was made of colored tiles darkened with stove polish.**

**“Honey, when you've got a wife who's 5'2", she needs a powerhouse of a vacuum cleaner.”**



“This Kenmore Powermate® vacuum has the most powerful motor you can buy for home use ... upright or canister. Takes me a lot less time to vacuum than it used to. With the revolving Beater-Bar Brush, dirt practically leaps out of that shag.

Look at how it adjusts from this low pile rug to deep shag. I just touch the pedal with my toe. It adjusts to four different heights.

You really get the advantages of both an upright and a canister. 11 attachments, too. Wow.”

“Well, ‘Shorty,’ looks like we got a real buy. These Sears vacuums are built to last. Sears service too, if we ever need it.”

**Sears**  
**Kenmore**  
**Powermate®**  
Model No. 2197

At most Sears, Roebuck and Co. stores and in the catalog.



# Dogs love cheese

Introducing the **new** nourishing new dog food with real cheese right in it.\*

Does your dog like the flavor of cheese? Get some from your kitchen and give him a taste. If he's like other dogs he'll love it. That's why we made new Ken-L Ration Cheese Flavored Burger.



It has real cheese in it. And it's completely nourishing, with all the protein, minerals and vital nutrients your dog needs. Ken-L Ration Cheese Flavored Burger has cheese. And dogs love cheese.




\*INGREDIENTS: BEEF BY-PRODUCTS, BUCROSE, SOY BRITS, SOY FLOUR, SOY PROTEIN CONCENTRATE, DEHYDRATED PASTEURIZED PROCESS CHEDDAR AND BLUE CHEESE.

## Create a friendship house of Christmas magic ideas

With "Scotch" Brand Magic Transparent Tape your Christmas cards become a focal point of any holiday decorating scheme. A thoughtful way to thank friends for their greetings.

1. Tape Christmas cards to your Christmas tree, mirror, mantel or door frame. (Don't use tape on wallpaper or painted walls.)
2. Spray-paint branch from bush or tree; set in sand-filled container. Tape cards on "tree" and trim with "glitter tape" ornaments (see below).
3. Cut lengths of tape. Attach card or two to sticky side of strip. Sprinkle tape with glitter; attach ornament to lower end.



**Scotch Magic Transparent Tape**  
a traditional Santa's helper from **3M**

"SCOTCH" AND THE PLAID DESIGN ARE REGISTERED TRADEMARKS OF 3M COMPANY, S. PAUL, MINN., 55101 © 1979 3M CO.

have looked, one doesn't have to guess any more. Today, one knows because the town has been carefully restored.

Work began in the 1930s and '40s, as concerned individuals and groups gradually acquired some of the houses that were deteriorating. The restorations were not always authentic, but at least the buildings were spared. Interest in preserving the community reached a peak of intensity in 1950, when Old Salem, Inc., came into being, funded by an initial grant of \$45,000 from its trustees.

Since then, starting with the Lick-Boner house in 1952, Old Salem, Inc., has either restored or supervised the restoration of 38 buildings in the town. Thirty-one of these are private houses. Seven are exhibit buildings open to the public; they are furnished almost entirely with authentic Moravian antiques.

Many of the restored houses are rented out by Old Salem, Inc., and the rent supplies additional income. Renters may furnish the interiors any way they wish, but cannot alter their houses structurally or attempt exterior modification. The same goes for owners of houses; restorations must be made according to rules. As funds become available, Old Salem, Inc., acquires properties and either restores the 18th-century buildings or tears down others put up after the community was established.

Some experts regard the restoration of Old Salem as among the most scholarly in the country. Indeed the National Trust for Historic Preservation has honored its director of restoration with the Crowninshield Award for superlative achievement. It is nice to know that the early Moravians

themselves actually helped. They were such meticulous record keepers that their huge, handwritten ledgers have been used as reference material practically every step of the way. Visitors not only can see what Old Salem looked like, they can experience what life was like there 200 years ago. Many of the houses and shops are open to visitors. Craftsmen have workshops in the cellar of the Single Brothers' House.

Possibly because I was so starved the first time I saw Old Salem, I've always loved the Winkler Bakery. So far, I've not been able to tear myself away from it without buying some tissue-paper-

## MORAVIAN MEMOIR continued

part of town than the one I knew. Only one name, that of the Zinzendorf Laundry, sounded familiar. I remembered that a certain Count Zinzendorf had given the Moravians, a persecuted Protestant denomination, asylum on his estate in Saxony. This happened during the early part of the 18th century. But I didn't have much time to continue my historical reminiscences, because right around the corner from the laundry I stumbled right into the 18th century.

I felt just like Miss Moberly, the English spinster of parapsychological fame, who stepped over a mysterious threshold on her first visit to Versailles

and found herself back in the days just before the French revolution. "It was like the tearing apart of a curtain" is how the author of *Miss Moberly's Adventure* describes the sensation. Coming upon Old Salem that hot August afternoon made almost as vivid an impression. It has lasted ever since.

In one respect I was a lot luckier than Miss Moberly. What I saw then was real, though somewhat dilapidated, and I have since been able to see it many times. Though the lovely town square, the buildings of Salem College and many of the houses were there, and one could imagine how the Moravian town must

thin ginger cookies and at least one delicious loaf of bread. Old World rye, whole wheat, honey wheat and Swedish rye are baked there on different days. White bread and the famous sugar cake and cookies, made from traditional Moravian recipes, are on the schedule daily.

In the old days Salem had a good reputation for hospitality among travelers—so good, in fact, that George Washington slept in the big corner room of the Tavern for two consecutive nights, instead of his customary one-night stand. The Moravians themselves were not allowed to frequent the Tavern then—socializing with outsiders was discouraged—but they could send down for draughts of beer.

It is always tempting to make comparisons, and on the surface, at least, the Moravians seem similar to the Shakers. Each was a religious group that clung to its own communities, and within each group the members addressed one another as "brother" and "sister." But that's where similarities end.

The Shakers (subject of our September 1969 "American Treasury") created a truly indigenous way of life and style of design. Everything they did was original and wholly native to America. The Moravians, on the other hand, reproduced as best they could what they had known in the old country. The Shakers were concerned with practicality and cleanliness; the Moravians were less strict and much more *gemütlich*—that untranslatable German word connoting both comfort and coziness. Their little town—in size it is really a village—encompassed everything they needed for their spiritual as well as corporal life.

By the mid-19th century, the area around Old Salem had become populous, and a new town—Winston—existed just north of the old one. A row of trees along Salem's northern border separated it from Winston then. But by the turn of the century, Winston had expanded across that barrier, and in 1913 the two towns officially became one. The Moravians remained in Salem, however, so it retained its character, atmosphere and charm.

One of the more poetic aspects of Old Salem is the way the Moravians have always used light. There are water-filled reflecting globes, pierced-tin lanterns, but-

terfly sconces that throw beautiful shadows when the candles flicker. And at Christmastime there are candles in every window. Each time I visit Old Salem I realize, once again, how precious light can be on a dark night.

Old Salem is open to visitors every day except Christmas. Admission to the following exhibit buildings varies from 50¢ to \$1 for adults, 15¢ to 30¢ for students. Winkler Bakery is free.

- *Single Brothers' House* boasts a magnificent David Tannenberg organ made in Lititz, Pa., in 1797-98.
- *Miksch Tobacco Shop* (1771) displays 18th-century tobacconist supplies.
- *Winkler Bakery* (1800) demonstrates

early baking methods from old recipes.

- *Boys' School* (1794) is now Wachovia Museum, featuring Moravian musical instruments and manuscripts.
- *Market-Fire House* has early fire-fighting equipment on display. Original structure was built in 1803.
- *John Vogler House* (1819) is furnished mostly with pieces made through the years by local craftsmen.
- *Tavern* (1784) has restored rooms to explore and a dining room that serves lunches and dinners.

For additional information, lists of hotel/motel accommodations and rates for individual or group tours, write to: Director of Tours, Dept. AH, Old Salem, Inc., Winston-Salem, N.C. 27108.



## Seal holiday packages fast with this extra wide tape

"Scotch" Brand Package Sealing Tape sticks at a touch without water or mess. It comes in a convenient cutter box and it is extra wide. For time saving help with holiday wrapping: "Scotch" Package Sealing Tape. 1. Seal inner carton firmly. The extra width seals ends with one strip. 2. Wrap carton in kraft paper and seal seams. (Do not seal seams if package is sent by certified or registered mail.) 3. Complete job by sealing end flaps.



Scotch® Brand Package Sealing Tape  
a traditional Santa's helper from 3M



## Would a Younger-Looking Complexion Lift Your Spirits?

Any woman who has noticed the first signs of dryness on her skin, making her look older than she feels, almost inevitably becomes dispirited and discouraged. Perhaps you are one of these women who harbours a wistful yearning for a younger-looking skin bloom.

Then you should know about an unusual beauty fluid, formulated by beauty researchers, with remarkable skin-cherishing abilities. This moist oil assists nature in maintaining a youthful radiance and resiliency of the complexion. It penetrates the important surface layer of the skin quickly and evenly, furnishing moisture and a natural skin glow to the parched complexion.

The resultant moisturizing of the skin shows itself quite quickly in a smoother, more supple appearance, especially when Oil of Olay moisturizing fluid is used regularly in a twice-daily beauty ritual. The natural ingredients in this precious fluid also provide an efficient barrier that retains the skin's own moisture, adding to its beautifying benefits.

A lovelier complexion can be yours so easily. Simply smooth on Oil of Olay

generously before bedtime, allowing it to pamper your skin as you sleep. In the morning, apply a light film before making up. Your spirits will lift as you discover the way this beautifying blend begins its skin-pampering benefits. It goes on evenly and penetrates quickly. Oil of Olay will not foam up or break down into disagreeable droplets of oil. Therefore it prevents any streaking, separating or color changes in your cosmetics, making it an ideal makeup base, all the while it cherishes and protects your skin.

Oil of Olay is available from druggists in the United States and used by women throughout the world.

### Hints That Beauty Specialists Recommend

*Areas where age-signs first begin to show need extra rich care at night. Massage Oil of Olay over your throat and neck and tap it lightly into the delicate tissues around your eyes to help smooth and beautify the skin.*

\* \* \*

*Your neck needs special pampering if the skin is to look as resilient and youthful as can be. Stroke on Oil of Olay® lavishly, moving upward from the base of the neck to the chinline, with firm but gentle motions of the fingertips. Besides helping to ease away dryness, this nightly ritual will leave you feeling relaxed and refreshed.*

## HELP ABOUT THE HOUSE

### REVIVE STEEL CABINETS WITH ENAMEL

*After 17 years, my painted steel kitchen cabinets look a bit shabby. How can I repaint them?*

*Salt Lake City, Utah*

Using fine sandpaper, go over the entire surface to be painted. This will assure a good bond between the old paint and the new. Then apply metal priming paint to any bare spots where the old paint may have chipped away.

Repaint with enamel. Spraying will give the smoothest results possible. However, careful brushing will do quite well. Buy a good brush—not an inexpensive one with short bristles. Use long, straight strokes, making sure the enamel has no chance to run and streak.

Two coats, possibly three, will be needed. Sand lightly between coats just as you did before applying the first coat.

### GIVE ASBESTOS SHINGLES THE BRUSH

*Can I repaint asbestos shingles on the sides of my home? If so, do I need a special paint?*

*Port Washington, N.Y.*

A leading paint manufacturer makes a product called Asbestos Shingle Paint, which you can apply. But if the shingles have not yet started to powder on the surface, just use a good-quality latex exterior paint after washing the shingles with detergent and water.

### RESTORE COLOR TO CHIPPED SINKS

*I have chipped both my bathroom and kitchen sinks. One is tan, the other light green. Is there a paint I can buy to touch up the spots?*


*Concord, Calif.*

What you need is epoxy paint, which is available at large, well-stocked paint stores and from large mail-order houses. But be warned that it's not cheap, nor is it as easy to use as ordinary paints.

If you cannot match the sink colors exactly, you can repaint the entire sink in a closely matching shade.

*For help with a home-maintenance or repair job, write to Dept. HAH, American Home, 641 Lexington Ave., New York, N.Y. 10022. All letters will be answered promptly; letters published are selected on the basis of broad, general interest.*





# Hotpoint brings you the 15-minute casserole, the 2-minute hamburger and the 58-minute roast.



**Our new Portable Microwave Oven.**  
It's about the size of a  
portable TV set. Model RE920

With the new Hotpoint Portable Microwave Oven you can take a 5½ lb. roast out of the refrigerator, cook it, and serve it 58 minutes later.

You can bake a potato in 8 minutes. Or a hamburger on a bun in 2 minutes. Or a Hostess Tuna Fish Casserole in 15 minutes. You can even reheat an entire evening meal right on the serving plate in 4 minutes. And it won't dry out.

You can put our Portable Microwave Oven on a countertop. Or on the patio. No special wiring is required. All you need is a conventional 120 volt grounded outlet to plug it into.

If you think our Portable Microwave Oven is a great way to supplement your present cooking arrangement, we can surprise you even more with our complete cooking center: The Hotpoint Electronic Oven Range.

It turns hours of cooking into minutes. Then it cleans itself electrically. And you get all this double-oven luxury in just 30 inches of space.

The self-cleaning lower oven lets you cook conventionally or with microwaves, or both ways at the same time. And removable panels and racks from the conventional upper oven and

drip pans from the range-top can be placed in the pyrolytic self-cleaning oven below. Everything comes clean as new.

These appliances are a great value made to last.

Which is how we make the entire line of Hotpoint appliances. And even then we're not satisfied. Because no matter where you live, one phone call will bring a Hotpoint serviceman running if you ever need him.

Either of these Hotpoint electronic cooking machines save you hours of cooking time.

But if you think they belong in the 21st century, you're wrong.

They belong in your kitchen, Now.



**Our de luxe  
model. RHV 886.**



# You may be fooling yourself about the effectiveness of your contraceptive.

Even the most effective contraceptive is only as trustworthy as you are. And, we believe, the more complex, mechanical or disruptive the method, the more likely you are to make a mistake, or take a chance, or forget.

For this reason, Ortho developed Conceptrol\* Birth Control Cream† in convenient, prefilled, disposable applicators.

Conceptrol is based on the idea that any efficient birth control method that's nicer to use will be used consistently.

And Conceptrol is nice! For one thing, it's so simple to use. It's a sanitary, disposable plastic applicator filled with a single pre-measured dose of contraceptive cream—cream containing one of the most potent spermicides ever developed. Simply apply up to an hour before intercourse. Nothing to fill. Nothing to fit. Nothing to clean. Nice so far?

And with Conceptrol there's virtually no way to make a mistake because proper dosage is automatic.

Conceptrol provides the exact amount of sperm-killing cream to cover the cervix. This cream creates a chemical barrier that has been medically approved and tested and shown to provide a high degree of reliable protection for most women. (Keep in mind that no contraceptive can guarantee 100% effectiveness.)

Conceptrol. The birth control method that's so simple and pleasant to use, you won't find reasons not to.



## From Ortho

World's largest laboratories devoted to family planning research.



†Also available from Ortho as DELFEN\* Contraceptive Cream

\*Trademark

© Ortho Pharmaceutical Corp. Raritan, N.J., 1971

# DECORATING NEWSLETTER

Toys with a past and furnishings with a contemporary flair are year-end highlights.

## TOY-LOVER'S WINDFALL

If you'd like to give your children a toy to treasure and pass on as a family heirloom, Sears is offering some very special items in this year's Christmas catalog. From the collection of nearly 3,000 cast-iron toys the company donated recently to the Smithsonian Institution, eight have been reproduced and are being sold in limited numbers—250 in all. Among the available replicas are a hook-and-ladder, a horse-drawn pumper wagon, a touring car and a Model T coupe. Prices range from \$100 to \$300.

## NEW AT KNOLL

Knoll International—whose handsome contemporary furnishings, till now, were accessible primarily to architects and designers—believes that good design should be available to everyone who can afford it. With this thought, Knoll opened a retail operation on the third floor of New York's Georg Jensen last October. Their new line consists of tables and chairs of classic design by Breuer, Saarinen and Mies van der Rohe, as well as brand-new pieces, lighting fixtures and accessories by the best of today's designers. Eventually, Knoll will have an even broader line available through retail sources across the country.

## DANSK DEBUT

Though "bold" and "subtle" would seem mutually exclusive, Dansk Designs, Ltd., has managed to incorporate both qualities in their new dinnerware, "Statement." It's off-white china in a relief pattern that comes in such variations as leaves, flowers, geometrics and basket weave. A five-piece place setting is approximately \$30.

## MIRRORED MARVELS

Graphics take a unique form in the Manhattan studio of artist Gary Dabosen. For his new firm, Gary-Grafix, he has designed 13 contemporary patterns silk-screened on mirror. Most are overall abstracts that vary from 9 by 9 inches to 13 by 28, each available in a range of colors. Priced from \$40 to \$140, these mirrored graphics are plastic-framed and ready to hang. They can be purchased directly through Gary-Grafix or from Bloomingdale's and Henri Bendel, all in New York City.

## WITH GYPSY SPIRIT

Schumacher & Co., a traditionally traditional fabric house, looks to life on the wild side in their "Gypsy Caravan" collection. Among the fabrics and companion wall coverings are hand-screened prints, weaves, tapestries, damasks and plain and textured stripes, all in an exotic color mix. Especially exciting are the needlepoint rugs in Rumanian folk designs. They come in 4-by-6-foot and 6-by-9-foot sizes and are \$300 to \$680. —Helene Brown

*Merchandise listed here is generally available in stores around the country. For further information, write to Reader Service, American Home, 641 Lexington Ave., New York, N.Y. 10022.*

# Say "Merry Christmas" To Your Men... 52 Times Next Year



A whole year of SPORTS ILLUSTRATED for Christmas? Could there be a better gift idea for the men and boys on your list?

You're not just giving them one surprise...you're giving them a fresh new surprise package every week of 1972.

This is one gift you can be sure will fit. No matter what size or age they are, every male loves some sport or other. And SPORTS ILLUSTRATED covers every sport under the sun.

It would be hard to name another Christmas present that gives so much good healthy pleasure...for so long...for so little money.

You save \$2.00 on every gift subscription after the first. So it pays to avoid the Christmas rush and do a good part of your shopping right here. Now. (Of course, we won't bill you until next January.)

In one minute flat you can fill in and mail the attached order card...just about the easiest shopping trip you'll take all season. We'll rush you beautiful SPORTS ILLUSTRATED gift announcements to sign and put under the tree.

And right at Christmas, we'll start their subscriptions with our spectacular year-end double issue featuring "The Sportsman of the Year".

Fill in the card now while the idea is fresh...and you'll be sure of making the men in your life happy every week of next year.

## SPORTS ILLUSTRATED FOR CHRISTMAS

# SAVING GRACES

## Kitchen cues and comments from the food editor

### THE MYSTERIOUS VITAMIN E

"E" is for enigma. Even today, 50 years after its discovery, scientists still regard vitamin E that way. First identified in 1922, it took the U.S. Food and Drug Administration until 1959 to ascertain that E was essential to human nutrition, though it had long been recognized as such for animals. And not until

1968 was a recommended daily requirement established. Even this is not cut and dried—it varies with age, increasing as we get older and with the amounts of some other foods we eat each day.

Vitamin E, a fat-soluble vitamin like A, D and K, is an antioxidant: It controls the body's use of oxygen. It also helps keep the metabolism in balance and is necessary for healthy red blood cells, muscle and other tissue and for the intercellular respiration that produces energy. So the athletes who sing its praises for the increased stamina they say it gives them may be right.

Man, unlike plants and other animals, does not produce vitamin E himself and must depend for his supply on the food he eats. Vegetable oils and whole-grain cereals are among the best sources, other

than pills, and according to the National Academy of Sciences, E is also found in fruit and leafy green vegetables. Processing and freezing, as well as cooking and long storage, are believed to be detrimental to vitamin E, so the fresher the food the better.

A few years ago, when a tie-in between cholesterol and the consumption of saturated fats was established, many people switched to polyunsaturated fats. But it seems these react more easily with oxygen and thus burn faster. As a result, users of polyunsaturated fats need more vitamin E to keep their metabolism in balance.

Recent scientific evidence has brought to light a possible link between vitamin E and the aging process. Dr. Aloys Tappel of the University of California has stated that increasing antioxidants in the diet *might* slow down the destruction of fat by oxidation, a characteristic of the aging cell. And since vitamin E does overcome abnormal fat oxidation, it may turn out to be that elusive fountain of youth everyone since Ponce de Leon has been looking for.

Adding to the continuing E enigma is the fact that science remains uncertain how much of this vitamin the body actually uses, which is why minimum daily requirements vary widely from person to person. If your physician agrees that extra E would be beneficial, he will be able to help you determine your daily intake.

### OUR COOKS SUGGEST

*When you use only half an avocado, leave the seed in the second half and wrap and store. It helps retain shape and color.*

*Put a damp dishcloth under a bowl when doing any beating. It keeps the bowl from slipping and cuts down noise.*

*Always stir hot liquid into egg yolks. If you do it the other way around, the heat of the liquid will cook and set the egg immediately, ruining the sauce.*

*Muffin batter should always be lumpy. Stir just until the dry ingredients are damp. Never beat—this is what causes tunnels in finished muffins.*

*Strawberries should be hulled after washing so they won't absorb any water. Wash under running water that's tepid—warm enough to clean the berries but not so hot as to soften them.* —Frances M. Crawford

36

# Holidazzle!



That bright holiday dazzle you can add to your home with LUCITE®... the paint that goes on fast and easy, cleans up neat and quick. Take your entrance hall. Add some rich golds and reds—and you warm up all of your holiday welcomes. Get ready for the holidays and all the guests they bring. Add some holidazzle—to a wall, to a room, to your home. With LUCITE from Du Pont.



# Lucite® Wall Paint

For the Du Pont LUCITE retailer nearest you look in the Yellow Pages, or call 800-243-6000 toll-free. (In Conn. 1-800-942-0655.)



## They're alike. To your dog and your pocketbook.

Gaines-burgers give your dog good, meaty taste. Like regular canned dog food.

But what most people don't know is that two Gaines-burgers cost about the same as a can of the leading full-ration dog food.

With a dish of fresh water,

they even fill your dog up like canned. (A can of dog food looks bigger because it's about 70 percent water.)

But that's only the half of what Gaines-burgers give you.

They also give you no cans to open. No spoons to wash. No plates to scrape. No leftovers to store.

And for all these nice little extras, you pay nothing extra.



**Gaines-burgers.**  
The canned dog food without the can.<sup>®</sup>





GREAT SAVINGS...

tapes for only \$1.00

if you join now and agree to buy five selections (at regular Club prices) during the coming year

**THE PARTRIDGE FAMILY SOUND MAGAZINE**  
 STARRING SHIRLEY JONES  
 FEATURING DAVID CASSIDY  
 I Woke Up In Love This Morning  
 BELL

207993


**BOBBY SHERMAN**  
 Getting Together  
 Waiting At The Bus Stop  
 Where Did That Little Girl Go?  
 METROMEDIA

209981

**The Moody Blues**  
 every good boy deserves favor  
 Procession  
 The story in your eyes  
 THRESHOLD

210195

TAKE YOUR PICK



8-TRACK CARTRIDGES

OR



TAPE CASSETTES

OR



7" REEL-TO-REEL TAPES

Just look at this great selection of recorded entertainment—all available in your choice of 8-Track Cartridges OR Tape Cassettes OR Reel-to-Reel Tapes! So no matter which type of stereo tape playback equipment you now have—you can take advantage of this special introductory offer from the Columbia Tape Club!

To receive your 7 stereo tapes for \$1.00, just fill in and mail the coupon together with your check or money order for \$1.00 as payment. Indicate which type of recorded music you prefer . . . cartridges, cassettes or reel tapes . . . and your seven selections will be sent upon enrollment. Also be sure to indicate the field of music in which you are mainly interested—in order to help us serve you better.

As a member you will receive, every four weeks, an informative music magazine—describing the regular selection for the month, and scores upon scores of alternate selections from every field of music.

**How to order.** If you do *not* want any selection in any month—merely return the special card by the date specified. If you want *only* the regular selection, do nothing—it will be shipped to you automatically. Or use the card to order any of the alternate selections offered. And from time to time, we will offer some special selections, which you may reject by returning the special dated form provided—or accept by doing nothing . . . the choice is always up to you!

**Your own charge account** will be opened upon enrollment . . . you pay for your selections only *after* you have received them. They will be mailed and billed to you at the regular Club prices: cartridges and cassettes, \$6.98; reel-to-reel tapes, \$7.98 . . . plus processing and postage. (Occasional special selections may be somewhat higher.)

**Fantastic bonus plan.** Your only obligation is to buy five selections (at the regular Club prices) during the coming year. After doing so, you have no further obligation—and you may cancel membership at any time. If you decide to continue, you will be eligible for our generous bonus plan—which can save you at least 33% on all your future purchases! This is the most *convenient* way possible to build a stereo tape collection at the *greatest savings possible!* So don't delay—mail the coupon today!

MAIL THIS COUPON TODAY!

COLUMBIA TAPE CLUB, Terre Haute, Indiana 47808

Please accept my membership. I am interested in the following type of recorded entertainment: (check one type only)

- 8-Track Cartridges (PE-W)       Reel-to-Reel Tapes (MC-Y)  
 Tape Cassettes (PF-X)      **AC7**

Send me these seven selections indicated below, for which I have enclosed \$1.00 as payment. I agree to buy five selections (at regular Club prices) during the coming year, and may cancel membership any time thereafter. If I continue I will be eligible for your bonus plan. All selections will be described in advance in the Club magazine, sent every four weeks. If I want only the regular selection, I need do nothing—it will be sent automatically. Or I may order any of the alternate selections offered just by returning the selection card by the date specified. From time to time, I'll be offered special selections which I may accept or reject by using the dated form provided.

SEND ME THESE 7 SELECTIONS—FOR WHICH I HAVE ENCLOSED MY CHECK OR MONEY ORDER FOR \$1.00 AS PAYMENT


MY MAIN MUSICAL INTEREST IS (check one only):

- Easy Listening       Young Sounds       Country

Mr.       Mrs.       Miss  
 (Please Print)      First Name      Initial      Last Name

Address .....

City .....


State ..... Zip Code .....

Do you have a telephone? (check one)     YES     NO

APO, FPO addressees: write for special offer

CANADIANS: Mail application to USA address. Enrollment plan may differ. Prices slightly higher. Serviced from Canada.

Columbia Tape Club  
 a service of



Terre Haute, Indiana 47808

A103/S72

# FOOD QUESTIONS YOU ASK

*I would like to freeze my own fresh vegetables. Where can I get information on how to do this?*

*Mrs. R. Stadler  
Lathrup Village, Mich.*

For a free booklet entitled, "Home Freezing of Fruits & Vegetables," G-10, write to: Publications Division, Office of Information, U. S. Department of Agriculture, Washington, D. C. 20250. Be sure to include your zip code!

*Can you tell me how to keep gingerroot?*

*E. Wilson  
Merrick, N. Y.*

Fresh ginger may be well wrapped and kept frozen. When needed, grate the frozen piece and return unused portion to the freezer.

*How long can you keep hard-cooked eggs?*

*Mrs. L. Dawson  
Newark, Del.*

Since you can't be sure of the freshness of the eggs, keep them only 2 or 3 days.

*What is the difference between a conserve and a preserve?*

*C. McGee  
Murray Hill, N. J.*

Conserve is similar to jam, except that it is a blend of two or three fruits. It also contains thin slices of citrus fruits, or their juice, and sometimes raisins or nutmeats. Preserve is a fruit that has been cooked in syrup until tender and transparent.

*Why can't I save my leftover vegetables in the plastic pouch they were frozen in?*

*Mrs. L. Kasten  
New York, N. Y.*

Because of the possibility of bacteria growth, store leftovers in an air-tight container.

*In August, American Home featured poached salmon in aspic. I*

*enjoyed Chef Jaffry's recipe but what is the purpose of the crushed egg shells used in the aspic?*

*R. T. Howe  
Bradford, Pa.*

Egg shells clarify the aspic and remove the strong flavor in the fish broth.

*Can I dry my own currants?*

*Mrs. F. Schultz  
Syracuse, N. Y.*

No. Dried currants are made from a special type of currant, called Zante. If currants dry out, cover with boiling water, let stand until plump, then drain.


*I am on a low-sodium diet. When canning vegetables, can I omit the salt, or will this affect the quality?*

*R. Smithies  
Benson, N. C.*

In canning, use your regular method and omit the salt. It is used only to enhance the flavor and is not necessary for the safe processing of the food.


*Direct any questions you have about food, food products and food preparation to: Food Questions You Ask, American Home, 641 Lexington Ave., New York, N. Y. 10022.*

## Why VapoSteam<sup>®</sup> makes steam work better to relieve your child's congestion and coughing.



**Actual photograph  
of ordinary steam**

VapoSteam flattens the water droplets so they spread better, moisten dry tissues better, help your child more.




**Actual photograph of  
steam with Vicks VapoSteam**

Doctors recommend steam for your child's cold miseries because steam moistens the dry tissues of your child's breathing passages. VapoSteam makes steam moisten dry tissues better. Therefore it provides greater relief for coughs of colds and congestion of the nose and chest.

VapoSteam is unlike any other steam medication. You place it directly in the water in your hot steam vaporizer—not in the cup.

Because you pour it into the water, it increases the action of the steam.

Ordinary steam vapors are tiny droplets which may not spread very well. When you use VapoSteam in the water, the steam droplets burst open—flatten. They spread better. They moisten dry tissues more effectively—and each droplet contains Vicks medication to help your child more. Try Vicks VapoSteam Liquid Medication for Steam.





Give yourself the best refrigerator-freezer  
you ever owned. **Amana.**



Model SD-25-G-1

And **Amana** has a Christmas gift for you.



Model SD-25-G-1

Buy an Amana decorator refrigerator-freezer before December 24, 1971 at any participating dealer, and we'll give you decorator door panels, free.

Choose from over 329 designs and wood grains. And if you're too busy to decide on a decorating scheme between now and Christmas, start enjoying the refrigerator now, and take up to six months to decide on the design of your decorator panels.

Amana has exclusive designs inside, too. Like an automatic icemaker to add now, or later. In fact, Amana has everything you need for every kind of food.

Five separate temperature zones, in all.

Our freezer, for instance, has its own temperature control. One you can set at zero or below to keep frozen foods safe, longest—without affecting the temperature in the refrigerator. It's Free-O'-Frost, of course.

And, so the milk's not frozen because the ice cream is, Amana has a separate control in the refrigerator. One you can dial to the temperature you want without affecting the freezer. One with a range around 38° F.



Model TD-19-G

Our meat keeper keeps meat at 32° F, so it stays fresh twice as long as an ordinary meat keeper. It's our "refrigerator within a refrigerator," with its own control.

Our special Hi-Humidity compartment keeps vegetables at 34° F, so they're crisp up to three weeks.

And there's even a special compartment for butter, with its own control.

Other features? A lot. Like Stor-Mor® doors that hold half-gallon milk cartons instead of quarts. And adjustable shelves.

If you're looking for a refrigerator, look at Amana. It's made to be the best you ever owned.

Nobody plays Santa like **Amana.**

**Amana**

Backed by a century-old tradition of fine craftsmanship.

® AMANA REFRIGERATION, INC., AMANA, IOWA 52203, SUBSIDIARY OF RAYTHEON COMPANY

# There was a time when the stories were more interesting than the vegetables.



- Inside every man, lives a little boy who didn't like his vegetables.
- Ask any man who was ever a kid. He'll tell you mother could turn

peas into buried treasure and carrots into rabbits and make asparagus taste as good as cotton candy at the circus on a Saturday afternoon.



Until the impossible happened: Little Jimmy opened his mouth as wide as his eyes and in went the vegetables, vitamins and all.

At Birds Eye®, we never forget that little boy. That's why we've come up with Birds Eye Combinations®. We started with the simple vegetables of old, like carrots and beans and aren't like

the simple vegetables of old, like carrots and beans. But Birds Eye Combinations are the vegetables that gave all the problems to yesterday's mothers.



We've combined green beans, peas, yellow corn and baby limas. All swimming in an onion sauce. Put a delicious brown sugar glaze on the carrots. Added crisp, toasted almonds to French green beans. With Birds Eye Combinations on the table



you can forget about the vegetables, for a change.


And concentrate on more important things. Like what you're going to serve him tomorrow night.

And the night his mother comes to dinner.



**Birds Eye Combinations. The vegetables mother never had.**





AMERICAN HOME  
December, 1971

# CHRISTMAS IS LOVE

To the Moravians of the restored village of Old Salem, N.C., (whose customs and homes we explore on the following pages) Christmas is a joyous, loving festival of the spirit and the senses.

The pair of foot-high, carved-wood Wise Men shown here—brought from Oberammergau, Germany, by visiting Moravians—have become part of Old Salem's traditional Christmas decorations. Also in this issue: a Christmas Cookbook of 50 glorious desserts, including the two on our cover; a tree-tall house in Vermont snow country; creative gift wraps; silvery treasures for the wit's end shopper; 129 other ideas—from 25¢ to \$10—for the more practical-minded.

From our pages to your American home—  
Merry Christmas!



Nativity scene is part of Christmas putz (from the German, *putzen*, to decorate) in the cellar of the Single Brothers' House. Jesus, Joseph and Mary figures are German; the others are local.



Carolers in Moravian dress gather for singing in the saal, or assembly room, of the Single Brothers' House, consecrated in 1769. Here, unmarried males from 14 up lived communally—the boys apprenticed to a trade. They met in the saal for daily prayers.

By Mary Evans

AN AMERICAN TREASURY

# THE PEACEFUL PEOPLE

To the Moravians, Christmas has always been a time for sharing—with each other and with anyone drawn to the simple beauty of their customs. Originally they were a brotherhood of German Protestants. Persecuted for their faith, they sent a colony to America in the 18th century to seek freedom to pursue their particular religious and communal life. Old Salem, N.C., was one of the communities they founded. Today, in this restored Moravian village, Christmas is celebrated as it once was—with a warmth of things to see and hear, to taste, to sense. It is highlighted by the lovefeast, which dates from early Christian times and was revived by the Moravians about the time of their emigration. Unity and fellowship are expressed in song; then at a key moment, the lovefeast itself is served: baskets of lightly sweetened buns, passed from person to person, and mugs of coffee. This Moravian custom of sharing a simple meal together is practiced not only at Christmas but also on occasions of deep spiritual significance occurring throughout the year.



Fresh-killed game and newly made beeswax candles drying on a wheel adorn the entrance to the kitchen of the Tavern. Plank table, crafted in Old Salem, is laden with holiday fare. At Christmas-time a suckling pig will be spit-roasted in the fireplace at right, rear.


continued

## The homes reflect communal warmth.

Founded in 1766 on a gentle hillside and centered on an imposing square, Old Salem is considered by many to have been the best example of town planning in colonial America. The Moravians brought to it their careful economy and well-established Old World tradition of communal living. They did not want their town to grow haphazardly; its streets were laid out long before the first tree was felled. Thus Old Salem is impressive not only for its beauty but also because it was erected all of a piece in the midst of a wilderness—complete with underground water system: pipes made of ingeniously bored logs. The houses, some of which appear to be almost medieval, were designed for comfort and built to last.



Steep-roofed house with central chimney serving corner fireplaces (above, left) was built by wheelwright Jacob Christman in 1825. Interior, a blend of 18th-century antiques and contemporary craftsmanship, is shown here and opposite.



Dining room of restored Christman house (above, right) has an 18th-century North Carolina cupboard, William and Mary chest, round painted hutch table and banister-back chairs from Pennsylvania. New are the tin chandelier by neighbor George Wright and the handloomed rug.

Antique Moravian painted bed (right) is in an upstairs bedroom of the restored Christman house. Contemporary pieced coverings for bed and chair were made by local countrywomen.



continued

Dining room and hall have characteristic arched Moravian fireplaces built corner to corner, so only one chimney was needed. Andirons are Moravian, as are the unique butterfly sconces. Twin silhouettes over hall fireplace (right) are of the house's first owners, Mr. and Mrs. Jacob Christman. Above them, over the mantel, is a primitive painting of the town of Old Salem.



Though they did convert and educate the Indians, the Moravians normally did not seek new adherents. A community of tradesmen rather than farmers or zealots, they made what they needed and carried on a lively commerce with their frontier neighbors. Well-educated, deeply committed to their community and its cultural heritage, they respected all labor, of hand and of mind. Their number included many expert craftsmen whose handiwork helped the colony prosper—and gave beauty and dignity to the lives of its people. (continued on page 80)

## Craftsmen trained in Europe brought old ways to a new land.

Log-built Lick-Boner house (left) of 1787 was the first of 38 Old Salem buildings restored since 1952. Its unshuttered light window, herringbone Dutch door with overlight and massive central chimney are details of early Moravian architecture.

Through an arched doorway of the Single Brothers' House (below, left) is a walnut secretary by master joiner Johannes Krause. Its cornice and step-up interior are typically Moravian; hardware and bracket feet are Krause's own touches.

Plaster wainscoting in Lick-Boner house (opposite, top left) was painted to look like maple. Tin chandelier was made by house's present owner, George Wright. Both corner cabinets were by North Carolina cabinetmakers.

Pine fireplace and ceiling beams (opposite, top right) in Schroeter house den came from other North Carolina homes, as did mirrors. Slat-backed chair is Virginian.

The innkeeper's wife could oversee the kitchen from this corner (opposite, left) of her living quarters in the Tavern. Pennsylvania Moravian plank chairs set off a Moravian cupboard with arched door and rattail hinges.

Miksch Tobacco Shop, oldest of its kind in America, is seen over the Germanic red-tiled roof of Winkler Bakery (opposite, right), which still turns out crusty bread and Moravian sugar cake. Shop has two pairs of one-shutter windows and one chimney serving several fireplaces.





Look what 25¢ to \$10  
will buy for  
you and yours right  
now!

# 129 GREAT GIFTS

With the holidays fast upon us, we asked a group of our editors each to explore a different specialty shop and choose 10 or more items they would enjoy giving this Christmas. The gifts were to reflect their own tastes and interests—but none was to cost more than \$10. Here and following are the results

of their expeditions to the toy store, the dime store, the music shop and to stores selling food delicacies, beauty products, hardware, art supplies, stationery, sporting goods and needlework supplies. Our editors' choices comprise a diverse catalog of novel, useful and attractive items available *now* in comparable stores anywhere. You'll find you needn't spend a lot to spread a great deal of Christmas joy.



In needlework shops and needlework sections of department stores I found (clockwise from top): wool reel, \$5; sterling-silver thimble, \$4.50; large tailor's cushion, \$5; electric scissors, \$8; handy pressing board, \$8; "stork" embroidery point, \$5; set of 7 embroidery hoops, \$6.20; quilted needlewoman's roll with pins, needles, thimble and thread, \$8; embroidered pincushion, \$6.75; for knitters, a set of 6 stitch holders, \$1.50; and a rod on which to roll up unfinished needlework, \$1.50.—Dorothy Lambert Brightbill

**For friends of needlework there is a wonderful variety of gift possibilities that will bring Christmas happiness.**



**The remembered dreams and pleasures of childhood come to life again on a shopping trip to a toy store.**

I think toys should be as much fun to look at as to play with. My choices (opposite, clockwise from top) are: drum and drumsticks, \$5; Raggedy Ann doll, \$9; sailboat, \$8.50; sailboat made from Mattel Super Shapes, \$3.50; Steiff giraffe, \$10; soldier ring-toss, \$7.50; Samsonite Cubes and Tubes game, \$6; Playskool parquetry blocks, \$3; Wild Life game, \$7; Brio Merry Maker Loco, \$9.25; Play Plax put-together plastic shapes, \$4; Playskool take-apart dump truck, \$6.50, ship, \$3.50; Tonka road grader, \$7; Playskool 3-sided table/desk, \$8; ball, \$3. —Barbara Plumb



**The stationery store has reams more than paper in stock.**

Handsome contemporary design caught my eye (clockwise from top): Springbok circular jigsaw puzzle, \$4; Lucite photo frame, \$9; Relax Nerfs stack-up game, \$2; dice, Lucite dice holder, \$10; ribbon frame for 8 photos, \$7.50; Lucite tic-tac-toe, \$10; paperweight/ruler, \$10; stainless-steel pencil tray, \$7; Lucite letter rack, \$9; note paper, \$2; Lucite/chrome red memo pad, \$10; puzzle sphere, \$10.—Vicki Lynn Crowe



**The sporting-goods store invites functional finds and a wealth of surprises.**

I chose gifts that are practical but unexpected (clockwise from top): floatable flashlight, \$10; fire extinguisher, \$9; fire-place/barbecue mitts, \$10 a pair; power-failure light, \$10; zodiac-print sleeping bag, \$10; 8-quart trout kettle/clam steamer, \$10; foldable beverage tote, \$2.25; foot-operated air pump, \$2; weatherproof inflatable pillow, \$1; 12-piece camp cooking set, \$10; cook-out heating unit, \$2; ecology games, \$6.—Jeanne M. Bauer

GREAT GIFTS continued

**A music shop hums with gifts for those who listen and those who play.**

My choices all strike a happy note (clockwise from top): "Environment/3," recorded sounds from a Central Park "be-in" and dusk at New Hope, Pa., Atlantic, \$6; *The Gold Book of Rock & Roll 1955-1967*, Arbor House, \$9; African kalimba, \$10; blank tape, \$5.60; Hohner harmonica, \$4.75; Adler recorder, \$7.50; kazoo, 25¢; Master Key chromatic instrument, \$3; *The Beatles Illustrated Lyrics*, Delacorte, 2 volumes, \$6 each; "Big Bands' Greatest Hits," Columbia, 2 LP's, \$6; Janis Joplin's "Pearl," Columbia, \$6; "Buffalo Bob Smith Live at Fillmore East," The Total Sound, Inc., \$6.—Christine B. Roth



**The dime store offers one-stop shopping and an unbeatable grab bag of gift buys—splurges and bargains.**

At Christmastime I usually rush from shop to shop in search of a number of last-minute gifts and stocking stuffers. This year I found I could solve all such problems in just one place—the local five-and-dime. There, amid the bobby pins and jelly beans,

I discovered a bounty of gifts for stocking and tree (clockwise

from top): wooden wine rack, \$8;

plastic alarm clock, \$8; globe

lamp, \$5; pencils and Lucite

caddy, \$2; camper's trunk,

\$10; Marx toy typewriter,

\$10; non-skid "Stop"

rug, \$3.50; 3 (each) pot

holders, dishcloths,

dish towels, \$5; flower

basket, \$1; oven dish, cover,

wicker holder, \$3; bread bas-

ket, \$1; enamel teakettle,

\$4.30; revolving spice

rack, bottles, \$7; 5-

piece fondue set, \$7.

—Eileen Denver Mimoso



**Look no farther than a drugstore, bath shop or cosmetics counter for off-beat ideas.**

I bought items to brighten the grooming ritual (clockwise from top): apothecary jar, scented soap, \$5.40; Borghese Bath Crystals, milk-glass jar, \$10; strawberry soap, 39¢; Estée Lauder's Youth-Dew candle, \$10; Kent of London natural-bristle back brush, \$10; Kartell make-up mirror, shelf, \$10; Treville pure-badger shaving brush, \$7.50; Yardley shaving bowl, \$2.25; Borghese blush creme compact, \$6; Plexiglas stall for 6 lipsticks, \$5; Finnish hand mirror, \$5; Xanadu bath powder in 10-ounce cachepot, \$10; Japanese sandals, \$3.50; natural bath sponge, \$10. —Bina Bernard



**An unusual delicacy will delight the gourmet on your list.**

I like to give what I like to receive—irresistible edibles such as (opposite, clockwise from top): a teabag sampler (6 teas), \$2; 3 jars of Trappist honey, \$1.65; a 6-pack of McCormick spices (\$5.75) and rack (\$4); a pancake package—4 mixes, 2 syrups, 1 skillet, \$7.95; chocolates—mints (\$3.50), assortment (\$5); 8 jams and serving dish, \$6; a can of escargots and snail shells, \$3.90; a "yard of cheese," \$3.95; 4 parfait glasses, 1 scoop and 6 toppings, \$9; Tea & Toast package—2 teas, 3 preserves and a stopper bottle of cinnamon sugar, \$2.75. —Jane Uetz

**The hardware store has helpful gifts for people who are handy.**

I favor things that are practical (clockwise from top): mailbox, \$7; wooden hand-screw for gluing, \$5.50; Snap Cut long-handled pruning shears, \$8; bright red outdoor extension cord that won't get lost in the grass, 50 feet, \$9; Dayglo garden hose, \$10; BernzCutter heavy-duty cutting tool, 3 interchangeable blades, \$8; 2-burner Sterno cookstove that folds flat, \$2.70 (fuel, 30¢ a can); giant aluminum square, \$8.55; 100-foot steel measuring tape, \$10; staple gun for instant upholstery, \$7.60; wood chisel with sparkling plastic handle, \$3.—Alexandra Walker



**To delight a child or a Sunday painter, an art-supply store is a shopper's paradise.**

I like gifts that encourage people to create—such as (opposite, clockwise from top): artists' brushes, \$1 to \$10; brush cleaner, \$2; folding stool, \$4; pencil organizer, \$6.50; press-on letter sheets, \$4.75 (set); French curves, \$2 each; canvases, 85¢ to \$1; rubber roller for block printing, \$1; easel, \$1.25; 36 felt-tip pens, \$8; watercolors, \$2.50; storage drawers, \$5; brushes for children, 80¢ each; Rich Art paints, \$2.50 a jar; triangles, \$3 to \$5.—Carol Ceraldi







By Barbara Plumb

# SNUG HOUSE FOR SNOW LOVERS

As tall and strong as the beech, pine and spruce trees around it, this three-bedroom clapboard ski house across a valley from Stratton Mountain derived its shape from its owners' special needs. Ann and Charles Dunbar, with three married daughters and assorted grandchildren, wanted a house that could accommodate family and friends of varying ages and interests. So architect Giovanni Pasanella created five levels of living space in 1,700 square feet (see *cutaway drawing, page 83*). All rooms except two ground-floor bedrooms share the height, light and soaring space of a center well whose floor-to-ceiling window reveals multilevel vistas of woods and mountains. Balcony-like triangular living areas form an interior landscape that offers visual excitement when the weather is bleak. White enamel-on-steel staircases, trim and metal flues are a crisp counterpoint to the abundance of warm natural-finish red-cedar clapboards. Concrete columns that support the tree-tall house can be seen inside and out.

John Zimmerman



Wood frame ski house (opposite, inset), sheathed in red-cedar clapboard, rises 35 feet to afford a sweeping view of the snowy slopes across the valley. All rooms except bedrooms are part of an open well crisscrossed by two staircases (opposite). Triangular living room on the fourth level (above) is oriented toward a slate and concrete fireplace and a large window in the well.

High end of living room's pitched ceiling stops at a window above sliding glass doors that open onto a small sunny deck (below). Eat-in kitchen is four steps (not shown) down from living room. Staircase at right leads up to master bedroom and down to first-floor bedrooms and bunk room.



By Frances M. Crawford

# THE BOUNTIFUL

Crisp, golden turkey in surroundings as savory as these would signify bounty on any Christmas table. This year you can follow one of three foolproof methods to cook your holiday bird: at high heat as our chef, Jacques Jaffry, does; in a moderate oven, the traditional way; or "in the bag," the newest technique. Afterward,

Squash Supreme



Piquant Onions



Green Beans and  
Mushrooms Paprika



Glazed Spiced Orange Slices



Tomato-Cranberry Relish

Turnips Mousseline

# HOLIDAY FEAST

encircle your roasted-to-perfection results with any or all of the special relishes and vegetables shown. Recipes for these dishes and more, plus stuffings and turkey-roasting directions, begin on page 62. For the grand finale, choose one of the desserts you'll find in our Christmas Cookbook, pages 67 to 74.



Cauliflower Sauté



Glazed Sweet Potatoes and Apples



Puree of Peas



Orange-Glazed Carrots



# HOW TO SET A GREAT COCKTAIL TABLE

Start with California Fruit Cocktail and Miracle Whip Salad Dressing, and any table is set beautifully. Miracle Whip's special blend of fresh-ground spices and creamy smooth texture add a lively teasing touch to this colorful blend of canned fruit.

## COTTAGE FRUIT SALAD

2 1-lb. 1-oz. cans fruit cocktail	$\frac{2}{3}$ cup Miracle Whip
1 envelope unflavored gelatin	$\frac{1}{4}$ cup toasted slivered almonds
3 cups cottage cheese	$\frac{1}{2}$ teaspoon salt
	Lettuce

Drain fruit cocktail, reserving  $\frac{1}{2}$  cup syrup. Soften gelatin in reserved syrup; stir over low heat until dissolved. Cool. Add to combined cottage cheese, salad dressing, nuts and salt, mixing until blended. Spoon into individual ring molds. Chill until firm. Unmold on lettuce-lined plates. Fill the center of the molds with fruit cocktail. Makes eight servings.

## TRI-COLOR MOLDED SALAD

2 1-lb. 1-oz. cans fruit cocktail	$\frac{1}{2}$ cup Miracle Whip
1 3-oz. pkg. raspberry flavored gelatin	$\frac{1}{2}$ cup heavy cream, whipped
1 cup boiling water	* * * * *
1 3-oz. pkg. lemon flavored gelatin	1 3-oz. pkg. lime flavored gelatin
1 cup boiling water	1 cup boiling water

Drain fruit cocktail, reserving 1 cup syrup. Dissolve raspberry gelatin in boiling water. Add  $\frac{1}{2}$  cup syrup and  $1\frac{1}{2}$  cups fruit cocktail. Pour into greased 2-quart mold. Chill until almost firm.

Dissolve lemon gelatin in boiling water; cool. Gradually add to salad dressing, mixing until well blended. Fold in whipped cream. Pour over raspberry layer. Chill until almost firm.

Dissolve lime gelatin in boiling water. Add  $\frac{1}{2}$  cup syrup and remaining fruit cocktail. Pour over lemon layer. Chill until firm. Unmold on serving platter. Garnish with lemon leaves. 10 to 12 servings.

## PINK FRUIT FREEZE

1 8-oz. pkg. Philadelphia Brand Cream Cheese	$\frac{1}{2}$ cup Miracle Whip
1 quart strawberry ice cream, softened	2 1-lb. 1-oz. cans fruit cocktail, drained
	$\frac{1}{2}$ cup chopped nuts

Combine softened cream cheese, ice cream and salad dressing, mixing until well blended. Fold in fruit and nuts. Pour into 9-inch square pan. Freeze until firm. Place in refrigerator 15 minutes before serving. Cut into squares. Garnish with cherries, mint and holly leaves, if desired. Makes nine servings.





Our hunch was right.  
A lot of you do want a frosting  
more like whipped cream.

"Bravo for you. Finally a delicious mix  
that is so light and just right."

Vicki De Fonzo  
Chester, Pennsylvania

"The whipped texture and flavor  
are unbeatable, tastes lighter  
and is much easier to make."

Mrs. Richard A. Schwarze  
Wheaton, Illinois

"It's dreamy... not too sweet."

Mrs. Claire Burkhart  
Brewster, New York

"Well, as the back of the package  
reads - it practically floats over the cake."

Mrs. Judy F. Murray  
Kenner, Louisiana

"Best on the market!!! You have  
created a family favorite at our home!!!"

Mrs. Rosemary Charters  
Walla Walla, Washington

"Believe me, it added just the  
right taste, not too sweet."

Rosemary Miskulin  
Dallas, Texas

"Your Whipped Frosting Mix will  
hold a place in my pantry from now on."

Mrs. James Kugel  
Madison, Wisconsin

"Spreads so beautifully. I was real  
proud of the cake when completed."

Mrs. Evelyn Smith  
Skokie, Illinois

"Thank you... thank you...  
thank you."

Mrs. Bernard John Broadbent  
Santa Ana, California



"Keep those cards and letters coming."  
Betty Crocker

Betty Crocker is a Reg. TM of General Mills, Inc

HOLIDAY FEAST continued from page 59

#### ROAST STUFFED TURKEY

**Our chef's method (high temperature).** Heat oven to 450°. Rinse bird with cold water; drain and pat dry with paper towels. Fill neck cavity with stuffing and skewer skin to back. Tuck wing tips under shoulder joints. Spoon stuffing into body cavity lightly. If opening has a band of skin across it, push drumsticks under it. Otherwise close the opening by placing skewers across it and lacing closed with cord. Tie drumsticks securely to tail. Place turkey, breast side up, on rack in shallow open roasting pan. Brush skin with soft fat or melted butter or margarine. If using a meat thermometer, insert it so the bulb is in the center of the inside thigh muscle. Be sure the bulb is not touching bone. Roast 35 to 45 minutes. Reduce heat to 350°. Tear off a piece of aluminum foil 2 to 3 inches longer than the turkey. Place, tent style, over turkey. Pinch foil lightly at legs to anchor it. Continue roasting, basting occasionally with pan drippings, using the chart below as a guide or until thermometer registers 185°. When turkey is about two-thirds done, cut cord or band of skin at drumsticks so heat can reach inside of thighs. To test for doneness when not using a meat thermometer: About 20 minutes before roasting time is up, press the thick part of the drumstick between fingers protected with paper towel. Meat should feel soft, and drumstick should move up and down easily. Remove turkey to warm platter. Let bird rest 20 minutes in a warm place before carving.

**Timetable for roasting at high temperature:**

Ready-to-cook weight	Approximate time
6 to 8 pounds	1¾ to 2¼ hours
8 to 12 pounds	2¼ to 2¾ hours
12 to 16 pounds	2¾ to 3¼ hours
16 to 20 pounds	3¼ to 3¾ hours
20 to 24 pounds	3¾ to 4½ hours

**Traditional method (moderate temperature)** The only difference between this method and the high-temperature method is that the turkey is cooked at a constant temperature of 325°, although to an internal temperature of 185° or for the approximate time given in the chart below. Stuff, truss, put in roasting pan and brush with fat, butter or margarine as above.

**Timetable for roasting at moderate temperature:**

Ready-to-cook weight	Approximate time
6 to 8 pounds	2 to 2½ hours
8 to 12 pounds	2½ to 3 hours
12 to 16 pounds	3 to 3¾ hours
16 to 20 pounds	3¾ to 4½ hours
20 to 24 pounds	4½ to 5½ hours

**The newest method.** This year has seen the introduction of oven bags for roasting. Now available in sizes big enough for turkeys, they make roasting easy and convenient. There is no spattering, so the oven stays clean. Follow the directions that accompany the bag, and with no effort you'll have a roast turkey to be proud of.

#### HAM-AND-PINEAPPLE STUFFING

- 2 tablespoons butter or margarine
- ½ cup minced onion (1 medium)
- 1 cup golden raisins
- 2 cups finely diced cooked ham
- 1 can (1 pound, 4 ounces) crushed pineapple, drained
- 1 cup walnuts
- 4 cups soft bread crumbs (8 slices)

Melt butter or margarine in skillet over medium heat. Sauté onion until pale yellow and soft. Cover raisins with

boiling water; let stand 5 minutes. Drain well. Combine onion, raisins, ham, pineapple, walnuts and bread crumbs. Mix well. Sufficient to stuff neck and body cavities of a 14- to 16-pound turkey.

#### SAUSAGE-AND-CORNBREAD STUFFING

- 1 pound sausage meat
- 2 cups minced onion (2 large)
- 2 cups chopped celery, including leaves
- 1 package (8 ounces) cornbread stuffing
- 1 egg, beaten
- Dash of pepper
- ½ teaspoon ground nutmeg
- ¼ teaspoon ground cloves

Cook sausage meat in large skillet over medium heat, breaking meat up as it cooks. Remove meat to large bowl with slotted spoon. Discard all but 2 tablespoons of fat left in skillet. Add onion and celery. Cook 2 or 3 minutes, stirring occasionally. Combine sausage meat, onion, celery, cornbread, egg, pepper, nutmeg and cloves. Mix well. Sufficient to stuff neck and body cavities of a 14- to 16-pound turkey.

#### APPLE-AND-SAGE STUFFING

- ¼ cup butter or margarine
- 2 cups chopped onion (2 large)
- 1 cup chopped celery
- 2 quarts cubed day-old bread (about 16 slices), toasted, if desired
- 4 cups pared, cored and diced apples
- 2 teaspoons leaf sage, crumbled
- 1 tablespoon salt
- ¼ teaspoon pepper
- 1 egg, beaten

Melt butter or margarine in large skillet over medium heat. Add onion and celery. Cook, stirring occasionally, until celery is tender. Combine onion-celery mixture, bread, apples, sage, salt, pepper and egg. Toss lightly. Sufficient to stuff neck and body cavities of a 14- to 16-pound turkey.

#### CHESTNUT STUFFING


- 2 pounds chestnuts
- ½ cup butter or margarine
- 2 cups minced onion (2 large)
- 2 cups chopped celery
- 4 cups soft bread crumbs (8 slices)
- 2 teaspoons salt
- ½ teaspoon pepper
- 1 teaspoon leaf thyme, crumbled
- 1 teaspoon leaf marjoram, crumbled
- ½ cup chicken or turkey stock

Cut long slits in chestnuts. Roast at 450° for 20 minutes. Shell and remove inner skin of chestnuts. Cook chestnuts in boiling, salted water 15 to 20 minutes or until tender; drain; chop. Melt butter or margarine in large skillet. Add onion and celery. Cook until soft, stirring occasionally. Combine chestnuts, onion, celery, bread crumbs, salt, pepper, thyme, marjoram and stock. Mix well. Sufficient to stuff neck and body cavities of a 14- to 16-pound turkey.

continued



# It's foolproof.



The Green Giant's frozen Rice Medley always comes out just right, thanks to the Giant's Stay-Perfect pouch. The finest rice, peas and mushrooms are seasoned and cooked to perfection, then quick-frozen. The pouch keeps the rice just the way

the Giant cooked it. Prevents over-cooking or under-cooking. So you can depend on the same delicious rice dish—dish after dish. Try Rice Medley or any of the other five Green Giant frozen rice dishes. They're foolproof!

7c
7c

## save 7c

on one package  
of any Green Giant  
frozen rice

Dealer: As our agent, redeem this coupon for 7c on the purchase of one package of Green Giant frozen rice. Mail this coupon to Green Giant Company, Box 90, Le Sueur, Minnesota 56058. We will then pay you 7c plus 3c handling. This offer void in any state or locality where taxed, prohibited, or restricted by law. Fraud Clause: Any other application of this coupon constitutes fraud. Invoices proving purchases within 90 days of sufficient stock to cover coupons presented for redemption must be made available upon request. Offer expires May 31, 1972.

578

7c
7c

GREEN GIANT and the Giant Figure are registered trademarks of Green Giant Company. © GGC.

## New Crisp-i-Taters.

Are they french fries that taste like potato chips?  
Or are they potato chips that look like french fries?



A new potato snack from General Mills.

After these, french fries and potato chips will never seem the same again.

### HOLIDAY FEAST continued

#### MUSHROOM STUFFING

- ½ cup butter or margarine
- 2 green peppers, seeded and diced
- 4 cups diced celery
- ¼ cup minced shallots or green onions
- 2 pounds mushrooms, coarsely chopped
- 1 teaspoon salt
- Dash of pepper
- 2 quarts cubed day-old bread (about 16 slices)
- ¼ cup chopped parsley
- 1 teaspoon dried tarragon
- 2 eggs, beaten
- 1 can (4 ounces) pimientos, drained and diced

Melt butter or margarine in large skillet over medium heat. Add green peppers and celery. Cook 2 minutes. Add shallots or green onions and mush-

rooms. Sprinkle with salt and pepper. Sauté 5 minutes, stirring occasionally. Transfer mushroom-celery mixture to large bowl. Add bread cubes, parsley, tarragon, eggs and pimientos. Toss lightly to mix. Sufficient to stuff neck and body cavities of 14- to 16-pound turkey.

#### CAULIFLOWER SAUTÉ (pictured)

- 2 medium-size heads cauliflower
- ½ cup milk
- ½ cup butter or margarine

Remove outer leaves and stalks from cauliflower. Trim off any blemishes on flowerets; wash well. Separate flowerets into small bunches and put into enough boiling, salted water to cover. Add milk.

Cook cauliflower 15 to 20 minutes or until just tender. Drain thoroughly. Melt butter or margarine in large skillet. Sauté cauliflower until lightly browned. Arrange in serving dish. Sprinkle with parsley, if desired. Makes 8 servings.

#### PIQUANT ONIONS

(pictured)

- 3 pounds small white onions
- ¼ cup butter or margarine
- 1 can (10½ ounces) beef broth, undiluted
- ½ cup water
- ¼ cup wine vinegar
- 1 cup raisins
- 4 tablespoons tomato paste
- 2 tablespoons sugar
- Dash of cayenne
- ¼ teaspoon leaf thyme, crumbled
- 1 bay leaf

Blanch onions in boiling water 3 minutes; drain; peel. Score bottom of each onion with sharp knife to prevent onion from popping while cooking. Melt butter or margarine in large, heavy skillet. Sauté onions over medium heat until golden brown. Add remaining ingredients. Bring to boiling; reduce heat; cover. Simmer 45 to 50 minutes or until onions are tender but still hold their shape. Makes 8 servings. Note: To make 6 servings, use 2 pounds onions in the same amount of sauce.

#### SQUASH SUPREME

(pictured)

- 3 pounds yellow squash
- 2 cups water
- 1 teaspoon salt
- ¼ cup butter or margarine
- 2 cups diced onions (2 large)
- 1 cup heavy cream
- ½ teaspoon salt
- ¼ teaspoon pepper
- ¼ teaspoon ground thyme
- 1 cup fresh bread crumbs
- 2 tablespoons melted butter or margarine

Wash squash. Cut into cubes. Place squash, water and 1 teaspoon salt in saucepan. Cover. Bring to boiling. Reduce heat. Simmer 5 minutes or until just tender. Drain well. Melt ¼ cup butter or margarine in large skillet over medium heat. Add onions; cook, stirring frequently, until onions are soft and beginning to brown. Combine onions, squash and cream. Add salt, pepper and thyme. Turn mixture into shallow casserole. Sprinkle with bread crumbs in lattice design. Sprinkle crumbs evenly with 2 tablespoons melted butter or margarine. Place under broiler 2 to 3 minutes or until crumbs are golden brown. Makes 8 servings.



## GREEN BEANS AND MUSHROOMS PAPRIKA

(pictured)

- 3 packages (9 ounces each) frozen cut green beans
- ¼ cup butter or margarine
- 3 shallots or green onions, finely chopped
- 1 pound mushrooms, cleaned and sliced
- 2 teaspoons lemon juice
- 1 tablespoon paprika
- 1 teaspoon flour
- 1 teaspoon salt
- Dash of bottled hot-pepper sauce
- ½ cup heavy cream

Cook green beans according to package directions; drain. Melt butter or margarine in large skillet. Sauté shallots or green onions over medium heat until tender. Add mushrooms and lemon juice. Cook, stirring constantly, until mushrooms are tender. Combine paprika, flour and salt. Sprinkle over mushrooms; cook, stirring, 1 minute. Add pepper sauce and cream; bring to boiling; cook 1 minute. Add beans; blend well. Makes 8 servings.

## ORANGE-GLAZED CARROTS

(pictured)

- 2 bunches carrots
- 1½ cups water
- 1 teaspoon salt
- 1 teaspoon grated orange peel
- ¼ cup butter or margarine
- ¼ cup light-brown sugar, firmly packed
- ½ teaspoon ground cardamom

Wash and pare carrots; cut each carrot in quarters lengthwise, and then in half. Combine water and salt in saucepan; bring to boiling; add carrots. Cook, covered, 10 to 15 minutes or until tender; drain well. Add orange peel, butter or margarine, brown sugar and cardamom. Place over low heat; stir gently until butter is melted and sugar dissolves and carrots are glazed. Makes 8 servings.

## GLAZED SWEET POTATOES AND APPLES

(pictured)

- 2 cans (1 pound each) yams or sweet potatoes, drained
- 2 medium-size tart apples, pared, cored and thinly sliced
- ½ cup light-brown sugar, firmly packed
- ¼ cup butter or margarine
- 1 tablespoon prepared mustard
- ½ cup orange juice
- 2 tablespoons lemon juice

Heat oven to 400°. Place yams or sweet potatoes and apples in buttered, shallow 2-quart casserole. Sprinkle with sugar. Melt butter or margarine in saucepan. Stir in mustard, orange and



# Kraft flavors the holiday duckling

Take the natural flavor of Kraft Orange Marmalade. Combine it with the 19 herbs and spices in Kraft Barbecue Sauce. Brush it on a plump, young duckling. And surprise your family with a delicious holiday version of Duckling a la Orange.

## HOLI-DUCK

Sprinkle both sides of a 4½ to 5-lb. duckling with salt; place breast side up on rack in shallow roasting pan. Cover loosely with aluminum foil; bake at 425° for 45 minutes. Prick skin occasionally. Reduce temperature to 325°; bake an additional 1½ hours. Pour off drippings. Remove foil cover. Continue roasting duckling 45 minutes to 1 hour or until tender, brushing frequently with ¾ cup Kraft Pure Orange Marmalade combined with ½ cup Kraft Barbecue Sauce. Serve on rice, garnished with fruit, if desired. 4 servings.



lemon juices. Drizzle over casserole. Bake, uncovered, 35 minutes. Baste frequently. Sprinkle with coarsely chopped walnuts, if desired. Makes 8 servings.


## TURNIPS MOUSSELINE (pictured)

- 6 medium-size potatoes
- 2 pounds turnips or rutabaga (2 medium)
- 1 tablespoon sugar
- 1 teaspoon salt
- ¼ cup butter or margarine
- 1 cup warm milk
- ½ teaspoon ground nutmeg
- ½ teaspoon salt
- ¼ teaspoon pepper

Scrub potatoes well; remove eyes and blemishes. Cook in boiling, salted water 35 to 40 minutes or until tender. Drain;

peel. Scrub turnips and peel. Cut into ½-inch cubes. Place turnips, sugar and 1 teaspoon salt in saucepan. Cover with water; bring to boiling. Reduce heat; cover saucepan; boil gently 20 to 25 minutes or until very tender. Drain. Combine turnips and potatoes in large bowl or pot. Mash with potato masher or electric mixer until free from lumps. Beat in butter or margarine. Add just enough warm milk, gradually, beating constantly, so that mixture is fluffy and creamy. Season with nutmeg, salt and pepper. Turn into warm serving dish. Score top in design with tines of fork, if desired. Makes 8 servings.

continued on page 76



## From Italy with love. Sears Bellissimo bedspreads.

The most beautiful bedspreads in the world are made in the province of Lombardy. There, in a remote hillside village, tapestry weaving is still a living art.

On the looms of today, Italian craftsmen weave bedspreads like

their ancestors wove during the Renaissance. Spreads that are thick, luxurious, and heavy in fringe.

Just one look and you'll know why Sears calls these classic tapestries "Bellissimo." And imports them just for you.

Twenty-three color combinations, six designs. All easily dry-cleaned. In every size, even king and queen. At most larger Sears, Roebuck and Co. stores, and in the catalog.

Only at

**Sears**

# CHRISTMAS COOKBOOK

50 prized recipes from American Home kitchens

Our kitchens, like yours, are busy this month. For holiday baking—with its heartwarming accompaniment of heady aromas—is under way. The desserts we are making come from the most popular recipes we've published in Christmases past. The next seven pages are filled with 50 of these treasured delicacies: cookies, coffee cakes, cakes, pies, puddings and candies—the sweet things that make Christmas a food-lover's paradise. Whether it's a gift for a friend or to share with your family, the treat you make becomes the very essence of holiday giving.



# COOKIES

## SNOWDROPS

**2 cups sifted all-purpose flour**  
**¼ teaspoon salt**  
**1 cup butter or margarine**  
**½ cup sifted confectioners' sugar**  
**1 teaspoon vanilla**  
**Confectioners' sugar**

Heat oven to 350°. Sift flour and salt together. Beat butter or margarine, ½ cup confectioners' sugar and vanilla in bowl until light and fluffy. Work in sifted dry ingredients gradually until mixture is smooth. Pinch off small pieces of dough; roll gently between palms of hands to form balls about 1 inch in diameter. Place about 1 inch apart on ungreased cookie sheets. Bake 12 to 15 minutes or until edges are light golden brown. Do not overbake or allow cookies to become brown. Transfer to wire racks; set racks on large piece of wax paper. Cool cookies slightly; sprinkle with confectioners' sugar. Let cookies cool completely; sprinkle generously with additional confectioners' sugar. Makes about 3½ dozen.

## LEBKUCHEN (German Honey Cakes)

**⅔ cup honey**  
**⅔ cup brown sugar, firmly packed**  
**1 egg**  
**1 teaspoon grated lemon peel**  
**1 tablespoon lemon juice**  
**2½ cups sifted all-purpose flour**  
**½ teaspoon baking soda**  
**1 teaspoon ground cinnamon**  
**1 teaspoon ground ginger**  
**1 teaspoon ground cloves**  
**1 jar (4 ounces) candied citron, chopped (½ cup)**  
**½ cup chopped nuts**  
**Candied cherries**  
**Whole, blanched almonds**  
**1 cup sugar**  
**½ cup water**  
**¼ cup sifted confectioners' sugar**

Heat honey to boiling; cool. Add brown sugar, egg, lemon peel and juice, flour, soda and spices; blend well. Stir in citron and chopped nuts; chill dough several hours. Heat oven to 400°. Roll out chilled dough on floured board to ¼-inch thickness. Cut into 2x3-inch rectangles; place about 1 inch apart on greased cookie sheets; decorate with cherries and almonds. Bake 10 to 12 minutes. While cookies are baking, bring sugar and water to boiling in small saucepan; boil three minutes; stir in confectioners' sugar. Brush hot cookies with hot glaze; cool on wire racks. If glaze becomes stiff, add a few drops of water; heat until clear again. Store in tightly covered container to mellow. Makes about 3 dozen.

## ALMOND TARTS

**½ cup ground, blanched almonds**  
**⅔ cup softened butter or margarine**  
**⅔ cup sugar**  
**1 egg white**  
**1 teaspoon almond extract**  
**1½ cups sifted all-purpose flour**

Mix almonds, butter or margarine, sugar, egg white and almond extract

thoroughly in bowl. Blend in flour; chill thoroughly. Heat oven to 350°. Press small amount of dough into tiny, fluted tart pans about 1¼ inches in diameter. Dough should form a thin shell about ¼ inch thick; do not fill pans solidly. Bake 8 to 10 minutes or until lightly browned. Cool 10 minutes; turn mold upside down; tap on table to loosen tarts. Cool thoroughly on wire racks. May be stored, covered tightly, for a week. Serve plain, fill with slightly sweetened whipped cream, or turn over and dot top of fluted tart with bit of jelly or candied fruit, if desired. Makes about 6 dozen.



## FOLDING CHRISTMAS STARS

**1 pound cold, unsalted butter or margarine**  
**3½ cups sifted all-purpose flour**  
**½ cup ice water**  
**Tart red jelly**  
**1 egg, beaten**

Cut butter or margarine into flour until particles are the size of peas. Add ice water slowly while stirring with a fork until just blended. Wrap in wax paper; chill 30 minutes. Roll chilled dough out on floured board into a rectangle; fold in thirds; chill. Repeat rolling and folding 2 or 3 times. Heat oven to 475°. Roll out half the dough ¼ inch thick on floured board. Cut into 4-inch squares. Place about 2 inches apart on cookie sheets. Place a spoonful of jelly in centers. Make 1½-inch cut from each corner toward center. Fold alternate corners in over center; seal with beaten egg. Chill 15 minutes. Brush with beaten egg. Bake 8 to 10 minutes or until well browned. Repeat with remaining dough. Transfer to wire racks; cool. Makes 16 stars.

## ANISE COOKIES

**1 cup softened butter or margarine**  
**½ cup sifted confectioners' sugar**  
**1 egg yolk**  
**1½ teaspoons anise extract**  
**2½ cups sifted all-purpose flour**  
**Confectioners' sugar**

Heat oven to 350°. Blend butter or margarine, ½ cup sugar, egg yolk and extract together. Blend in flour slowly. Put mixture in pastry bag fitted with notched star tube. Press mixture onto ungreased baking sheets in tiny but tall swirls about 1 inch apart. Bake 8 minutes or until set but not brown. Do not overbake. Transfer cookies to wire rack; cool. Shake a light cloud of confectioners' sugar over tops and decorate with a tiny candied lilac floret, if desired. Makes about 3 dozen.

## LECKERLI (Spiced Honey Cakes)

**2¼ cups sifted all-purpose flour**  
**2 teaspoons ground cinnamon**  
**1 teaspoon ground cloves**  
**½ cup honey**  
**½ cup sugar**  
**1 cup grated or finely ground almonds**  
**½ teaspoon grated lemon peel**  
**1½ tablespoons lemon juice**  
**¼ cup brandy or kirsch**  
**½ cup mixed, finely chopped candied orange and lemon peel**  
**1 cup water**  
**½ cup sugar**

Sift flour, cinnamon and cloves together. Simmer honey and ½ cup sugar until sugar dissolves. Remove from heat; add almonds, lemon peel and juice and brandy or kirsch; mix well. Add flour mixture; mix until smooth. Stir in candied peel. Chill 1 hour. Roll out chilled dough on floured board to a 10x12-inch rectangle. Cut into 24 cookies. Place on well-floured board; cover; let stand overnight. Heat oven to 350°. Combine water and ½ cup sugar in saucepan. Cook to 220°. Remove from heat; reserve. Transfer cookies to greased cookie sheets, placing them about 1 inch apart. Bake 10 to 12 minutes or until very delicately browned. While cookies are baking, reheat glaze to boiling. Transfer cookies to wire racks. While hot, brush several times with glaze. Cool. Store cookies in airtight container 2 to 4 weeks to mellow. Makes 2 dozen.

## KRUMKAKE (Rolled Wafers)

**3 eggs**  
**1 cup sugar**  
**1½ cups sifted all-purpose flour**  
**¼ teaspoon ground cardamom**  
**¼ teaspoon salt**  
**1 cup heavy cream**

Beat eggs and sugar until very thick. Sift flour, cardamom and salt together. Add alternately with cream to egg mixture. Heat krumkake iron to moderately hot on top of range. Do not allow to become too hot, as cookies are fragile and will burn. Drop a tablespoonful of batter on hot iron; bring cover down, but do not press hard. Cook over moderate heat about 30 seconds on each side. Peel cookie from iron; quickly roll around wooden dowel or cone-shaped form (whichever comes with your iron). Cookie will stiffen at once and may be removed from form when you're ready to roll the next cookie. Serve as is, or, just before serving, fill with whipped cream flavored with rum or brandy extract. Makes about 3 dozen.



### SCOTCH SHORTBREAD

- 2½ cups sifted all-purpose flour
- ¾ cup sugar
- 1 cup butter or margarine

Heat oven to 325°. Sift flour and sugar together. Cut butter or margarine in small pieces into flour mixture. Mix in with fingers until stiff dough forms. Roll out ½ inch thick on floured surface; cut into small, fancy shapes. Place about 1 inch apart on lightly greased cookie sheets. Bake 35 to 40 minutes or until golden brown. Transfer to wire racks; cool. Makes about 3 dozen.



### PFEFFERNÜSSE (Spice Balls)

- 2¼ cups sifted all-purpose flour
- 1 teaspoon baking powder
- 2 teaspoons ground cinnamon
- ½ teaspoon ground cloves
- ½ teaspoon ground mace
- ¼ teaspoon pepper
- 2 eggs
- 1 cup sugar
- 1 teaspoon grated lemon peel
- 1 jar (4 ounces) candied citron, finely chopped (½ cup)
- Confectioners' sugar

Sift flour, baking powder, cinnamon, cloves, mace and pepper together. Beat eggs until light; beat in sugar until very light and fluffy. Stir in dry ingredients. Mix in lemon peel and citron. Break off small pieces of dough; roll into 1-inch balls. Place cookies about 1 inch apart on greased cookie sheets. Cover with wax paper; let stand overnight. Heat oven to 350°. Bake 20 minutes. Transfer to wire racks; cool. Roll in confectioners' sugar to coat. Store in tightly covered container for about a week to mellow. Makes about 4 dozen.

### BERLINER KRÄNZE (Wreaths)

- 1 cup butter or margarine
- 1 cup sifted confectioners' sugar
- 2 egg yolks
- 1 tablespoon water
- 2 hard-cooked egg yolks, sieved
- ½ teaspoon vanilla
- ½ teaspoon almond extract
- 3 cups sifted all-purpose flour
- 1 egg white, slightly beaten
- Green sugar
- Candied cherries, slivered

Cream butter or margarine; gradually add confectioners' sugar. Add egg yolks, water and sieved egg yolks. Add vanilla and almond extract. Add flour gradually; mix until blended. Chill 1 hour. Heat oven to 375°. Roll 1 rounded teaspoonful of dough on lightly floured board into a strip ¼ inch wide and 7 to 8 inches long. Loop ends to form a knot. Place on cookie sheet. Repeat with remaining dough. Brush wreaths with egg white; sprinkle with green sugar. Bake 10 to 12 minutes or until very light brown. Transfer to wire racks; cool; garnish at knot with cherry slivers. Makes 4 dozen.

### FRYSTEKAKA (Almond-filled Bars)

- 2½ cups sifted all-purpose flour
- 2 teaspoons baking powder
- 1 cup butter or margarine
- ½ cup granulated sugar
- 1 egg
- 1¼ cups blanched almonds, finely chopped
- 2 cups sifted confectioners' sugar
- 3 tablespoons sherry
- 1 egg white

Sift flour and baking powder into bowl; cut in butter or margarine with pastry blender. Add ½ cup sugar and egg; blend well. Chill dough at least 2 hours. Combine remaining ingredients in small bowl. Heat oven to 375°. Place half the chilled dough in 13x9x2-inch baking pan; pat out evenly to cover pan; spread almond mixture over dough. Roll remaining half of dough between two pieces of wax paper to 13x9-inch rectangle; carefully peel off top paper. Invert dough and paper onto filling in pan; peel off paper; pat dough gently to fit. Bake 30 to 35 minutes or until lightly browned. Cool on wire rack. Cut into bars. Makes about 4 dozen.

### SPRITZ

- 1 cup softened butter or margarine
- ¾ cup sugar
- 3 egg yolks
- 1 teaspoon vanilla or almond extract
- 2¼ cups sifted all-purpose flour

Heat oven to 400°. Combine butter or margarine, sugar, egg yolks and extract in bowl. Work in flour gradually. Press dough through cookie press, in design of your choice, onto ungreased cookie sheets. Cookies should be about 1 inch apart. Bake 7 to 10 minutes until just set, but not brown. Transfer to wire racks; cool. Makes 5½ dozen.

## COFFEE CAKES

### STOLLEN

- ¾ cup milk
- ½ cup sugar
- 1 teaspoon salt
- ½ cup softened butter or margarine
- ¼ cup warm water (105° to 115°)
- 1 package active dry yeast or 1 cake compressed yeast
- 2 eggs
- 5 to 5½ cups sifted all-purpose flour
- ½ cup chopped, blanched almonds
- 1 jar (4 ounces) candied cherries, halved (½ cup)
- 1 jar (4 ounces) candied citron, chopped (½ cup)
- 1 cup raisins
- 1 tablespoon grated lemon peel
- ¼ cup melted butter or margarine

Combine milk, sugar, salt and butter or margarine in saucepan. Heat just until bubbles appear around the edge. Cool to lukewarm. Measure warm water into large mixing bowl. Sprinkle or crumble in yeast; stir to dissolve. Add lukewarm milk mixture and eggs; mix well. Add 3 cups flour; beat until smooth.

Add almonds, cherries, citron, raisins and lemon peel. Mix in 1½ cups flour. Dough will be very sticky. Flour board with remaining flour. Turn dough out

onto board. Work just enough flour into dough with spatula or hands to make it easy to handle. Knead 5 minutes or until dough is smooth and elastic. Place in large greased bowl; turn dough over to bring greased side to top. Cover with damp towel. Let rise in warm place (85°), free from draft, 1 to 1½ hours or until doubled in bulk. Punch dough down. Let rise 30 minutes or until double. Heat oven to 375°.

Punch dough down. Turn out onto floured board. Knead to distribute air bubbles; divide in half. Shape each half into 7x12-inch oval; brush with melted butter or margarine. Fold long side two-thirds across dough. Place on greased cookie sheets; cover. Let rise 1 hour or until doubled in bulk. Bake 30 to 35 minutes, brushing with melted butter or margarine halfway through baking. Remove from oven; transfer to wire racks. Cool. Drizzle with frosting made by mixing 1 cup sifted confectioners' sugar and a little milk, if desired.

### DANISH TWIST

- 1 cup butter or margarine
- ½ cup sifted all-purpose flour
- ¾ cup milk
- ¼ cup sugar
- ½ teaspoon salt
- ½ cup warm water (105° to 115°)
- 1 package active dry yeast or 1 cake compressed yeast

- 1 egg
- 3 to 3½ cups sifted all-purpose flour
- Raisin-Almond Filling or Apricot Filling
- 1 egg yolk
- 2 tablespoons water
- Sliced blanched almonds
- Sugar

Cream butter or margarine and ½ cup flour together. Shape into 12x6-inch rectangle on wax paper; chill. Combine milk, sugar and salt in saucepan. Heat just until bubbles appear around the edge; cool to lukewarm. Measure warm water into large mixing bowl. Sprinkle or crumble in yeast; stir to dissolve. Add lukewarm milk mixture, egg and enough flour to make a soft dough. Turn out onto floured board. Knead 5 minutes or until dough is smooth and elastic. Roll out to 15-inch square.

Place chilled butter rectangle on half the dough; fold other half over; press edges of dough together. Give dough a quarter turn; roll to 15-inch square. Fold in thirds; turn to bring long side to front. Repeat rolling, folding and turning twice. Chill 30 minutes.

While dough chills, prepare filling of your choice from the recipes that follow. Heat oven to 375°. Roll dough out to 12x15-inch rectangle. Cut in half lengthwise. Spread each strip with half the filling. Roll up each, starting from the long side. Press to seal ends and seam. Twist each into coil on lightly greased cookie sheet. Blend yolk and water; brush over twists. Sprinkle with almonds and sugar. Let rise 40 minutes or until double. Bake 25 to 30 minutes or until golden brown.

### RAISIN-ALMOND FILLING

3 tablespoons butter or margarine  
¾ cup sifted confectioners' sugar  
¼ cup chopped, blanched almonds  
¼ cup raisins

Blend butter or margarine and sugar. Spread half on each strip of dough. Sprinkle each with half the almonds and raisins.

### APRICOT FILLING

½ cup diced, dried apricots  
½ cup water  
2 tablespoons sugar  
¼ cup raisins  
2 tablespoons chopped citron  
2 tablespoons chopped, candied cherries

Simmer apricots, water and sugar in small saucepan until apricots are tender and water is absorbed. Stir in raisins, citron and cherries. Spread half the mixture on each strip of dough.

### PANETTONE

¾ cup milk  
½ cup sugar  
1 teaspoon salt  
½ cup softened butter or margarine  
¾ cup warm water (105° to 115°)  
1 package active dry yeast or 1 cake compressed yeast  
2 eggs  
5 to 5½ cups sifted all-purpose flour  
3 egg yolks, beaten  
1 cup golden raisins  
½ cup pine nuts (pignoli)  
1 cup mixed candied fruits  
1½ teaspoons anise extract  
2 tablespoons melted butter or margarine  
Confectioners' sugar

Combine milk, sugar, salt and butter or margarine in saucepan. Heat just until bubbles appear around the edge. Cool to lukewarm. Measure warm water into large mixing bowl. Sprinkle or crumble in yeast; stir to dissolve. Add lukewarm milk mixture and eggs; mix well. Add 3 cups flour; beat until smooth.

Stir in beaten egg yolks, raisins, pine nuts, candied fruits and anise extract. Mix in 1½ cups flour. Dough will be very sticky. Flour board with remaining flour. Turn dough out onto board. Work just enough flour into dough with spatula or hands to make it easy to handle. Knead 5 minutes or until dough is smooth and elastic. Place in large greased bowl; turn dough over to bring greased side to top. Cover with damp towel. Let rise in warm place (85°), free from draft, 1 to 1½ hours or until doubled in bulk. Punch dough down. Let rise 30 minutes or until double.

While dough rises, prepare pan: Tear off piece of heavy-duty aluminum foil long enough to circle 9-inch layer-cake pan. Fold foil lengthwise until it is 3 inches wide. Form into circle inside pan; secure with paper clip. Grease bottom of pan and inside of foil. Heat oven to 400°.

Punch down risen dough. Turn out onto floured board. Knead to distribute air bubbles. Shape into smooth ball. Press into prepared pan. Let rise 1 hour or until doubled in bulk. Cut cross in top

with sharp knife. Brush with melted butter or margarine. Bake 10 minutes. Reduce oven heat to 325°; bake 35 to 40 minutes or until top is golden brown. Remove from pan; cool on wire rack. Sprinkle with confectioners' sugar. Decorate with candied cherries and angelica, if desired.

### ALMOND CROWN COFFEE CAKE


1 cup milk  
1½ teaspoons salt  
¾ cup sugar  
¾ cup softened butter or margarine  
¾ cup warm water (105° to 115°)  
2 packages active dry yeast or 2 cakes compressed yeast  
2 eggs  
6½ to 7 cups sifted all-purpose flour  
¼ cup butter or margarine  
½ cup sugar  
1½ teaspoons almond extract  
¾ cup ground, blanched almonds  
1 egg yolk  
2 teaspoons water

Combine milk, salt, ¾ cup sugar and softened butter or margarine in saucepan. Heat just until bubbles appear around the edge; cool to lukewarm. Measure warm water into large mixing bowl. Sprinkle or crumble in yeast; stir to dissolve. Add lukewarm milk mixture and eggs. Add 4 cups flour; beat until smooth. Stir in 2 cups flour. Dough will be very sticky. Flour board with remaining flour. Turn dough out onto board. Work just enough flour into dough with spatula or hands to make it easy to handle. Knead 5 minutes or until dough is smooth and elastic. Place in large greased bowl; turn dough over to bring greased side to top. Cover with damp towel. Let rise in warm place (85°), free from draft, 1 to 1½ hours or until doubled in bulk. Punch dough down. Let rise 30 minutes or until double.

While dough rises, prepare filling: Cream ¼ cup butter or margarine and ½ cup sugar until light and fluffy. Add extract and almonds. Beat until smooth.

Punch dough down. Turn out onto floured board. Knead to distribute air bubbles. Roll out to 14x16-inch rectangle. Spread filling evenly over dough. Roll up, jelly-roll fashion, starting from longer side. Shape into ring; join ends; pinch to seal. Place in lightly greased 10x4-inch tube pan. Cover. Let rise 1 hour or until doubled in bulk. Heat oven to 350°.

Beat egg yolk and water together. Brush on ring. Bake 50 minutes or until golden brown. Remove from pan; cool on wire rack. Garnish with almond halves, if desired.



## CAKES

### ORIENTAL FRUITCAKE

(pictured on cover)

2 cups sifted all-purpose flour  
½ teaspoon baking soda  
½ teaspoon salt  
½ teaspoon ground allspice  
¼ teaspoon ground cloves  
½ teaspoon ground mace  
1 teaspoon ground cinnamon  
½ cup shortening  
1¼ cups sugar  
3 eggs  
½ cup molasses  
½ cup milk  
1 cup chopped walnuts or pecans  
1 cup raisins  
2 cups mixed candied fruits  
1 package (2-layer) white cake mix  
Lemon Coconut Filling  
Fluffy 7-Minute Frosting

Heat oven to 275°. Grease two 9x1½-inch layer-cake pans. Line bottoms with wax paper; grease paper. Sift flour, baking soda, salt and spices together. Beat shortening, sugar, eggs and molasses until well blended. Add flour mixture alternately with milk, beginning and ending with flour. Stir in nuts, raisins and candied fruits. Pour into prepared pans. Bake 1 hour or until cake springs back when lightly touched with fingertip. Cool in pans 10 minutes; remove from pans. Peel off paper. Cool cakes completely on wire racks.

Prepare, bake and cool one 9-inch layer from half the package of white cake mix according to package directions. Put 1 spice layer on serving plate; spread with half the lemon filling. Place white layer on top; spread with remaining filling. Add second spice layer. Frost top and sides with 7-Minute Frosting. Decorate with angelica (cut into leaves) and candied cherries, if desired.

### LEMON-COCONUT FILLING

¾ cup sugar  
3 tablespoons cornstarch  
¾ cup water  
1 tablespoon butter or margarine  
2 tablespoons grated lemon peel  
¼ cup lemon juice  
½ cup flaked coconut

Mix sugar and cornstarch in small saucepan; stir in water. Cook over medium heat, stirring constantly, until thickened and clear. Remove from heat; add butter or margarine. Cool. Stir in lemon peel and juice and coconut.

### FLUFFY 7-MINUTE FROSTING

3 egg whites  
1 cup sugar  
½ cup light corn syrup  
3 tablespoons water  
¼ teaspoon cream of tartar  
1 teaspoon vanilla

Blend egg whites, sugar, corn syrup, water and cream of tartar in top of double boiler. Place over boiling water, making sure water does not touch bottom of pan. Beat rapidly with rotary beater or with electric mixer at high speed until mixture stands in stiff peaks. Remove pan from boiling water. Beat in vanilla.

## FRENCH YULE LOG (*Bûche de Noël*)

(pictured on cover)

- 3 eggs
- 1 cup sugar
- ½ cup water
- 1 teaspoon vanilla
- 1 cup sifted all-purpose flour
- 1 teaspoon baking powder
- ¼ teaspoon salt
- 1 package (6¾ ounces) creamy-white frosting mix
- 1 package (14 ounces) chocolate fudge frosting mix
- 1 tablespoon instant coffee or 2 teaspoons freeze-dried instant coffee

Heat oven to 375°. Grease 15x10x1-inch jelly-roll pan. Line bottom with wax paper; grease paper. Sprinkle a clean kitchen towel with confectioners' sugar the length and width of pan.

Beat eggs at high speed on mixer until thick and lemon colored. Add sugar; beat until very thick. Stir in water and vanilla. Sift flour, baking powder and salt together. Fold gently into egg mixture. Spread evenly in prepared pan. Bake 12 to 15 minutes or until top springs back when gently touched with fingertip. Loosen edges; invert on prepared towel. Peel off paper. Cut off crisp edges. Roll up cake and towel, starting from narrow end. Cool on wire rack.

Prepare white and chocolate frostings according to package directions. Remove and reserve ¼ cup white frosting. Stir remainder and instant coffee into chocolate frosting. Unroll cake; spread with chocolate frosting mixture. Reroll cake. Frost cake with remaining frosting. Cut a diagonal slice from each end. Place slices on roll to resemble knots in log. Frost knots and ends of roll with reserved ¼ cup white frosting. Score frosting with fork to resemble bark of tree.

## EASY HOLIDAY FRUITCAKE

- 1 cup seedless raisins
- 1 cup seeded raisins
- 1 can (about 1 pound) cling peaches, drained and chopped
- 1 cup shortening
- 1 cup brown sugar, firmly packed
- ½ cup orange juice
- 2 jars (1 pound each) mixed candied fruits
- 2 cups walnuts, chopped
- 4 eggs, beaten
- 2½ cups sifted all-purpose flour
- 1 teaspoon baking powder
- 1½ teaspoons salt
- 1 teaspoon ground cinnamon
- 1 teaspoon ground nutmeg
- ½ teaspoon ground cloves

Heat oven to 300°. Grease two 9x5x3-inch loaf pans. Combine raisins, peaches, shortening, sugar and orange juice in medium-size saucepan. Heat just to boiling. Remove from heat; pour into large bowl; cool. Add candied fruits and nuts; stir in beaten eggs. Sift flour, baking powder, salt, cinnamon, nutmeg and cloves together; beat into fruit mixture. Spoon into prepared pans. Bake 2 hours or until cake tester inserted in center comes out clean. Cool cakes; remove from pans. Store several weeks in covered container to allow flavors to mellow.

## DUNDEE CAKE

- 2½ cups sifted all-purpose flour
- 1 teaspoon baking powder
- ¾ cup butter or margarine
- 1 teaspoon grated orange peel
- 1 cup sugar
- 4 eggs
- 2 tablespoons orange juice
- ½ cup golden raisins
- ½ cup currants
- 1 jar (4 ounces) candied lemon peel (½ cup)
- 1 jar (4 ounces) candied cherries, halved (½ cup)
- ¼ cup chopped, blanched almonds
- Whole blanched almonds
- Candied cherries

Heat oven to 275°. Line 9x5x3-inch loaf pan with aluminum foil; grease foil. Sift flour and baking powder together. Beat butter or margarine, orange peel, sugar and eggs together until well blended. Add flour mixture alternately with orange juice, beginning and ending with flour. Stir in raisins, currants, lemon peel, halved cherries and chopped almonds. Spread batter evenly in prepared pan. Bake 1 hour, 50 minutes or until cake tester inserted in center comes out clean. Cool cake in pan. Remove from pan; peel off foil. Cool completely on wire rack. Decorate with whole almonds and candied cherries.

## NOEL FRUITCAKE

- 3½ cups sifted all-purpose flour
- 1¼ teaspoons baking powder
- 1 teaspoon salt
- 2 teaspoons ground cinnamon
- ¼ teaspoon ground cloves
- 1¼ cups raisins
- 1 cup chopped nuts
- 1 package (about 12 ounces) dried apricots, chopped
- 2 jars (4 ounces each) candied cherries, halved (1 cup)
- 1 jar (4 ounces) candied lemon peel (½ cup)
- 1 jar (4 ounces) candied citron (½ cup)
- 1 tablespoon grated orange peel
- ½ cup orange juice
- 1 cup currant or grape jelly
- 1½ cups shortening
- 2½ cups brown sugar, firmly packed
- 5 eggs

Heat oven to 300°. Line 10x4-inch tube pan or two 9x5x3-inch loaf pans with heavy brown paper; grease paper. Sift flour, baking powder, salt, cinnamon and cloves together. Combine raisins, nuts, apricots, cherries, lemon peel and citron in bowl; reserve. Beat orange peel, juice and jelly together with fork in small bowl; reserve. Beat shortening, sugar and eggs in large bowl until fluffy. Add flour mixture alternately with reserved orange-juice mixture, beginning and ending with flour. Stir in reserved fruit mixture. Turn batter into prepared pan(s). Bake 3½ to 4 hours for tube cake, 2½ to 3 hours for loaf cakes or until cake tester inserted in center comes out clean. Cover cake with brown paper during last hour of baking to keep top from darkening too much. Cool cake completely in pan; remove from pan. Peel off paper. Store cake several weeks in covered container to allow flavors to mellow.


## PIES

**PASTRY** (for 2-crust pie)

- 2 cups sifted all-purpose flour
- ½ teaspoon salt
- ¾ cup shortening
- 6 tablespoons cold water

Sift flour and salt into mixing bowl. Cut in shortening with pastry blender until mixture resembles corn meal. Sprinkle cold water evenly over surface; stir with fork until all dry particles are moistened and pastry clings together. Shape into ball; divide in half. Roll out one half to 12-inch circle on floured surface, using a light motion from center to edge. Be sure pastry is free-moving at all times. If it sticks, loosen with spatula and sprinkle a little flour underneath. To make it 12 inches round, invert pie plate over pastry; mark 1½ inches larger all around plate. Cut through mark with sharp knife; remove plate. Fold pastry in half; lift into 9-inch pie plate; unfold. Fit gently into contours of plate. Do not stretch. Spoon or pour in filling.

**TOP CRUST:** Roll out second half of pastry to 12-inch circle; cut vents for steam to escape. Fold in half; place on filling. Fold excess pastry under bottom crust, even with edge of plate. Pinch with fingers to form a high-standing collar around rim. Flute edge. For flat edge, trim both crusts even with edge of plate; crimp with tines of floured fork.



**PASTRY** (for 1-crust pie)

- 1 cup sifted all-purpose flour
- ½ teaspoon salt
- ⅓ cup shortening
- 3 tablespoons cold water

Prepare pastry and roll out on floured surface to a 12-inch circle as for 2-crust pastry recipe. Fold pastry in half; lift carefully into 9-inch pie plate; unfold. Fit gently into contours of plate. Do not stretch pastry. Fold under excess pastry so it is even with edge of pie plate. Pinch with fingers to form a standing collar all around rim. Flute edge as desired.

**UNBAKED CRUST:** When filling and crust are baked together, follow time and temperature requirements of filling recipe.

**BAKED CRUST:** Heat oven to 450°. Line pie plate and flute edge as above. Prick bottom and sides of pastry thoroughly with fork. Fit a piece of wax paper into pastry shell; fill with raw rice or beans. This will weigh pastry down until it sets and prevent bubbles and shrinkage. Bake 8 to 10 minutes; remove rice or beans and paper. Bake shell 8 to 10 minutes longer or until golden brown. Cool before filling.

#### BAKED CRUMB CRUST

1½ cups crushed graham-cracker crumbs (about 18) or 1½ cups packaged graham-cracker crumbs  
¼ cup softened butter or margarine  
¼ cup sugar

Heat oven to 350°. Mix crumbs, butter or margarine and sugar in bowl thoroughly. Press firmly on bottom and sides of lightly buttered 9-inch pie plate. Bake 8 minutes. Cool before filling.



#### MINCEMEAT PIE

**Pastry for 2-crust pie**  
1 jar (1 pound, 12 ounces) prepared mincemeat or 1 package (9 ounces) condensed mincemeat  
1 large apple, pared, cored and chopped

Prepare pastry; roll out half the pastry to a 12-inch circle; line 9-inch pie plate. If using condensed mincemeat, prepare according to package directions. Heat oven to 425°. Combine mincemeat and apple; turn filling into lined pie plate. Roll out remaining pastry for top crust; cut vents to allow steam to escape during baking. Place over filling; seal; flute. Bake 30 to 35 minutes or until pie is golden brown.

#### GLAZED APPLE-MINCE PIE

1 unbaked 9-inch pastry crust  
2 jars (1 pound 12 ounces each) prepared mincemeat  
1 medium-size apple, pared, cored and chopped  
1 jar (4 ounces) candied citron, diced (½ cup)  
1 jar (4 ounces) candied cherries, halved (½ cup)  
1 tablespoon brandy  
2 medium-size apples, pared, cored and sliced  
½ cup apricot preserves

Prepare pastry crust according to recipe. Heat oven to 400°. Combine mincemeat, chopped apple, citron, ¼ cup of cherries and brandy; turn into unbaked pastry shell. Arrange sliced apples in overlapping ring on top of mincemeat. Heat apricot preserves until bubbly; brush or spoon generously over apple slices. Bake 30 to 35 minutes or

until pastry is golden brown. If apples are browning too quickly, cover with circle of aluminum foil until pastry browns. Garnish with remaining ¼ cup cherries.

#### CRANBERRY-MINCE PIE

**Pastry for 2-crust pie**  
2 cups sugar  
½ cup water  
4 cups fresh cranberries  
¼ cup cornstarch  
¼ cup orange juice  
1 cup prepared mincemeat

Prepare pastry. Roll out half the pastry to a 12-inch circle; line 9-inch pie plate. Bring sugar and water to boiling in large saucepan; add cranberries; cook until skins pop. Combine cornstarch and orange juice; add quickly to cranberry mixture, stirring constantly to prevent lumping. Cook until thickened and bubbly; add mincemeat; cool. Turn into pastry-lined pie plate. Heat oven to 400°. Cut strips from remaining pastry; arrange on top of pie in design; form edge; flute. Bake 35 to 40 minutes or until pastry is brown and filling is bubbly. Serve with Hard Sauce.

#### PUMPKIN PIE

1 unbaked 9-inch pastry crust  
2 eggs  
¾ cup brown sugar, firmly packed  
1 can (about 1 pound) pumpkin  
½ teaspoon salt  
1 teaspoon ground cinnamon  
½ teaspoon ground ginger  
½ teaspoon ground nutmeg  
¼ teaspoon ground cloves  
1 can (14½ ounces) evaporated milk (1½ cups)

Prepare pastry crust according to recipe. Beat eggs slightly in large bowl; add brown sugar, pumpkin, salt and spices; mix well. Stir in evaporated milk; pour into pastry shell. Bake at 425° for 15 minutes. Reduce oven heat to 375°; bake 30 minutes or until thin-bladed knife or spatula inserted halfway between edge and center comes out clean. Cool. Serve plain or with whipped cream, ice cream or Cheddar cheese.

#### LOUISIANA PECAN PIE

1 unbaked 9-inch pastry crust  
¼ cup butter or margarine  
3 eggs  
¾ cup sugar  
¼ teaspoon salt  
1 cup dark corn syrup  
1 teaspoon vanilla  
1½ cups chopped pecans

Prepare pastry crust according to recipe. Heat oven to 350°. Melt butter or margarine; cool. Beat eggs with sugar and salt until foamy and well blended. Add corn syrup, vanilla and cooled butter or margarine; blend. Stir in pecans. Pour into pastry shell. Bake 40 to 50 minutes or until thin-bladed knife or spatula inserted halfway between edge and center comes out clean. (Overbaking will curdle the filling.) Cool. Serve with puffs of whipped cream and whole toasted pecans, if desired.



#### SWEET POTATO-PECAN PIE

1 unbaked 9-inch pastry crust  
½ cup chopped pecans  
2 tablespoons butter or margarine  
¼ cup brown sugar, firmly packed  
1 can (1 pound, 14 ounces) sweet potatoes or yams, drained  
½ cup brown sugar, firmly packed  
1 teaspoon ground ginger  
¼ teaspoon ground cloves  
1½ teaspoons ground cinnamon  
¼ teaspoon salt  
2 eggs, beaten  
1½ cups milk

Prepare pastry crust according to recipe. Heat oven to 450°. Combine pecans, butter or margarine and ¼ cup brown sugar; spread evenly on bottom of pastry shell. Bake 10 minutes; cool. Reduce oven heat to 350°. Beat sweet potatoes or yams with electric mixer until smooth. Add ½ cup brown sugar, ginger, cloves, cinnamon, salt and eggs; beat until blended. Add milk slowly; continue beating until mixture is quite smooth. Pour into cooled pastry shell. Bake 35 to 40 minutes or until thin-bladed knife or spatula inserted halfway between center and edge comes out clean. Cool before serving. Serve with whipped cream, if desired.

#### PUMPKIN CHIFFON PIE

1 baked 9-inch crumb crust  
1 envelope unflavored gelatin  
¾ cup brown sugar, firmly packed  
½ teaspoon salt  
1 teaspoon ground cinnamon  
½ teaspoon ground ginger  
¼ teaspoon ground cloves  
1 can (about 1 pound) pumpkin  
2 egg yolks  
½ cup milk  
2 egg whites  
½ cup sugar  
1 teaspoon grated orange peel  
½ cup dairy sour cream

Prepare crumb crust according to recipe. Combine gelatin, brown sugar, salt, cinnamon, ginger, cloves, pumpkin, egg yolks and milk in saucepan. Cook over medium heat, stirring constantly, until mixture comes to boiling. Do not boil. Cool; chill until mixture mounds when spooned. Beat egg whites until foamy; add sugar gradually. Continue beating until meringue forms stiff, glossy peaks. Fold pumpkin mixture into meringue; fold in orange peel and sour cream. Spoon into crumb crust; chill several hours or until set. Garnish with orange sections and additional sour cream, if desired.



### BLACK-BOTTOM PIE

- 1 baked 9-inch crumb crust
- 1 envelope unflavored gelatin
- ¼ cup cold water
- ½ cup sugar
- 2 tablespoons cornstarch
- ¼ teaspoon salt
- 2½ cups milk
- 3 egg yolks, slightly beaten
- 3 squares unsweetened chocolate, melted and cooled
- 2 tablespoons light rum
- 3 egg whites
- ¼ teaspoon cream of tartar
- ½ cup sugar
- ½ cup heavy cream, whipped

Prepare crumb crust according to recipe. Soften gelatin in cold water. Mix ½ cup sugar, cornstarch and salt in top of double boiler. Combine milk and egg yolks; stir into cornstarch mixture. Cook over hot, not boiling, water until custard coats spoon; remove from heat. Measure 1½ cups custard mixture into bowl; blend in melted chocolate. Pour into prepared crumb crust; chill until firm. Add softened gelatin to remaining custard; stir until dissolved; chill just until it begins to set; stir in rum. Beat egg whites and cream of tartar until foamy; beat in ½ cup sugar gradually. Continue beating until meringue forms stiff, glossy peaks; fold custard mixture into meringue; fold in whipped cream. Spoon onto chocolate layer in crumb crust. Chill until set.

### CRANBERRY CHIFFON PIE

- 1 baked 9-inch crumb crust
- ½ cup sugar
- ¼ cup flour
- 1 envelope unflavored gelatin
- ½ teaspoon salt
- 1 bottle (1 pint) cranberry juice cocktail
- 3 egg whites
- ½ cup sugar
- ½ cup heavy cream, whipped

Prepare crumb crust according to recipe. Combine ½ cup sugar, flour, gelatin and salt in saucepan. Add cranberry juice; stir to blend. Cook over medium heat, stirring constantly, until thickened and bubbly. Cool; chill until mixture mounds when spooned. Beat egg whites until foamy; add ½ cup sugar gradually. Continue beating until meringue forms stiff, glossy peaks. Fold into cranberry mixture; fold in whipped cream. Spoon into crumb crust; chill several hours or until set. Garnish with additional whipped cream, if desired.

### NESSELRODE PIE

- 1 baked 9-inch pastry crust
- 1 envelope unflavored gelatin
- ¼ cup sugar
- 3 egg yolks, slightly beaten
- 1½ cups milk
- 3 egg whites
- ¼ cup sugar
- ½ cup heavy cream, whipped
- 1 jar (10 ounces) Nesselrode mixture

Prepare pastry crust according to recipe. Blend gelatin and ¼ cup sugar in top of double boiler. Add egg yolks and milk. Cook over hot, not boiling, water until custard thickens and coats spoon. Cool;

chill until mixture mounds when spooned. Beat egg whites until foamy; add ¼ cup sugar gradually. Continue beating until meringue forms stiff, glossy peaks. Fold custard mixture into meringue; fold in whipped cream and Nesselrode mixture. Spoon into pastry crust; chill several hours or until set.

### FUDGE-NUT PIE

- 1 unbaked 9-inch pastry crust
- ½ cup butter or margarine
- 1 cup sugar
- 2 egg yolks
- 1 teaspoon vanilla
- 2 squares unsweetened chocolate, melted
- ½ cup sifted all-purpose flour
- 2 egg whites
- Dash of salt
- ¼ cup coarsely chopped walnuts

Prepare pastry crust according to recipe. Cream butter or margarine in bowl; beat in sugar gradually; continue beating until light and fluffy. Add egg yolks and vanilla; blend well. Add melted chocolate and flour. Beat egg whites and salt in second bowl until stiff but not dry; fold into chocolate mixture. Add walnuts; turn into pastry shell. Bake at 375° for 30 to 35 minutes or until puffed. Cool. Serve with vanilla or coffee ice cream or with whipped cream, if desired.

### CHESS TARTS

- Pastry for 2-crust pie
- ½ cup butter or margarine
- 1 cup sugar
- 2 eggs
- 2 teaspoons grated orange peel
- ½ cup dairy sour cream
- 1½ cups chopped pecans
- 1 cup raisins
- Pecan halves

Prepare pastry according to recipe. Roll out on floured board; cut into eight 5-inch circles; fit circles into 3-inch tart pans. Flute edges. Heat oven to 425°. Cream butter or margarine and sugar in bowl; beat in eggs, one at a time, beating well after each addition. Stir in orange peel, sour cream, chopped pecans and raisins; fill tart shells ¾ full with mixture; arrange pecan halves on top. Bake 10 minutes; reduce oven heat to 350°; bake 30 minutes or until filling is firm. Cool on wire racks; remove carefully from tart pans. Garnish with additional sour cream and chopped pistachio nuts, if desired. Makes 8 tarts.

## STEAMED PUDDINGS

### CRANBERRY PUDDING

- 4 cups cranberries, coarsely chopped
- 1 cup raisins
- 1 jar (4 ounces) candied lemon peel
- 3 cups sifted all-purpose flour
- 3¼ teaspoons baking soda
- 1 cup molasses
- ¾ cup hot water

Butter and sugar a 2-quart pudding mold. Mix cranberries, raisins and lemon peel in large bowl. Sift flour and bak-

ing soda over fruit mixture. Blend molasses and hot water. Stir into fruit mixture until thoroughly mixed. Pour into prepared mold. Cover (if mold has no cover, use lightly buttered aluminum foil and tie securely with string). Steam on rack in large kettle half filled with boiling water 1½ hours or until cake tester inserted in center comes out clean. Let stand in mold 5 minutes; unmold onto serving plate. Serve with Hard Sauce, if desired. Makes 8 servings.



### NOEL PLUM PUDDING

- 1 package (8 ounces) pitted dates, cut up (1½ cups)
- 1 cup seeded raisins
- 1 cup dried currants
- 1 cup dried apricots, cooked and chopped
- 2 jars (4 ounces each) candied pineapple (1 cup)
- 2 jars (4 ounces each) candied citron (1 cup)
- 1 jar (4 ounces) candied cherries, halved (½ cup)
- 1 cup chopped pecans
- ½ cup orange juice
- 4 eggs
- 1 cup brown sugar, firmly packed
- 2 tablespoons grated orange peel
- ½ cup light corn syrup
- 1½ cups finely ground suet
- 1½ cups packaged bread crumbs
- 1 cup sifted all-purpose flour
- 2 teaspoons ground cinnamon
- ½ teaspoon ground cloves
- ½ teaspoon ground mace
- ½ teaspoon salt

Butter and sugar a 6-cup pudding mold. Combine fruits, nuts and orange juice in large bowl; mix well. Beat eggs in medium-size bowl; beat in sugar. Stir in orange peel, corn syrup, suet and bread crumbs. Sift flour, spices and salt together. Blend into egg mixture. Pour over fruit-nut mixture; mix thoroughly. Fill mold ¾ full. Cover (if mold has no cover, use lightly buttered aluminum foil and tie securely with string). Steam on rack in large kettle half filled with boiling water 6 hours. Add more water to kettle during steaming, if necessary. Let pudding stand in mold 10 minutes; unmold. To store, wrap in aluminum foil or transparent plastic wrap. Baste occasionally with brandy and rewrap, if desired. To reheat for serving, steam in top of double boiler. Serve with Hard Sauce, if desired. Makes 8 servings.

### HARD SAUCE

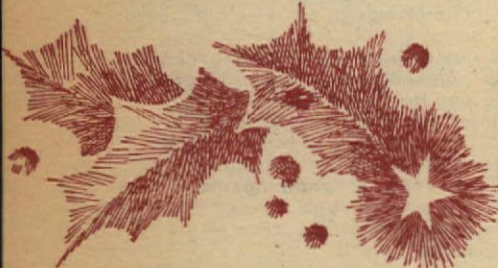
- ½ cup softened butter or margarine
- 2 cups sifted confectioners' sugar
- 2 tablespoons rum or 1 teaspoon rum extract or vanilla

Cream butter or margarine, sugar and rum, rum extract or vanilla until smooth. Chill until serving time. Makes about 1 cup.

### PRUNE-APRICOT DUFF

- ½ cup chopped, dried apricots
- ½ cup shortening
- 1¼ cups light brown sugar, firmly packed
- 2 eggs
- 2 cups sifted all-purpose flour
- 1½ teaspoons baking powder
- ½ teaspoon baking soda
- ½ teaspoon salt
- 1 cup pitted prunes, cooked, drained and cut up
- 1 teaspoon ground cinnamon

Butter and sugar a 6-cup pudding mold. Simmer chopped apricots 5 minutes in water to cover; drain. Beat shortening, brown sugar and eggs in medium-size bowl until fluffy and well blended. Sift flour, baking powder, baking soda and salt together. Beat into shortening mixture. Turn ⅓ of batter into small bowl; stir in apricots. Spoon into mold. Stir prunes and cinnamon into remaining batter; spoon carefully into mold on top of apricot batter. Cover (if mold has no cover, use lightly buttered aluminum foil and tie securely with string). Steam on rack in large kettle half filled with boiling water 2 hours or until cake tester inserted in center comes out clean. Let stand in mold 5 minutes; unmold onto serving plate. Serve with Hard Sauce. Makes 8 servings.



## CANDIES

### CHOCOLATE FUDGE

- 1⅓ cups milk
- 4 squares (1 ounce each) unsweetened chocolate
- 4 cups sugar
- 3 tablespoons light corn syrup
- ½ teaspoon salt
- 3 tablespoons butter or margarine
- 2 teaspoons vanilla

Butter 8x8x2-inch pan lightly. Cook milk and chocolate in saucepan over low heat until chocolate is melted. Add sugar, corn syrup and salt. Cook over low heat, stirring constantly, until sugar is dissolved. Cook until candy thermometer registers 234° (soft-ball stage). Move spoon across bottom of pan occasionally to prevent scorching, but do not stir. Remove from heat. Add butter or margarine, but do not stir in. Let cool to 110° or until bottom of pan is comfortable to palm of hand. Beat until quite thick. Mixture will still be glossy.\* Pour into buttered pan; cool. Cut into squares or rectangles. Makes about 2 pounds.

\*Note: If you overbeat fudge and it becomes too stiff, turn it out of the pan and knead with your hands until it is soft and pliable. It will be lighter in color than

regular fudge. Press it into a pan and cut into squares, or shape into a roll and slice it.

### PENUCHE

- 3 cups light brown sugar, firmly packed
- ¼ cup light or dark corn syrup
- ¼ cup milk
- ¼ teaspoon salt
- 2 tablespoons butter or margarine
- 1 teaspoon vanilla

Butter 8x8x2-inch pan lightly. Combine sugar, corn syrup, milk, salt and butter or margarine in saucepan. Cook over medium heat, stirring constantly, until mixture comes to boiling. Continue cooking, stirring occasionally, until candy thermometer registers 238° (soft-ball stage). Remove from heat. Let cool to 110° or until bottom of pan is comfortable to palm of hand. Add vanilla. Beat until mixture is stiff and loses its gloss. Turn into buttered pan; cool. Cut into squares. Makes about 2 pounds.

### DIVINITY

- ½ cup light corn syrup
- 2½ cups sugar
- ½ cup water
- ¼ teaspoon salt
- 2 egg whites
- 1 teaspoon vanilla

Combine corn syrup, sugar, water and salt in saucepan. Cook over medium heat until candy thermometer registers 260° or syrup spins a 6-inch thread from the tip of a spoon. When syrup is almost to temperature, beat egg whites until stiff but not dry in bowl large enough to hold syrup mixture. Pour syrup slowly in thin stream over egg whites, beating at high speed until mixture holds its shape and just begins to lose gloss. Beat in vanilla. Drop into mounds from tip of teaspoon, or put through pastry bag with rosette tip onto wax paper. Let stand until set. Decorate with bits of candied cherry or angelica, if desired. Store in an airtight container. Makes 1½ pounds.

### OLD-FASHIONED BUTTER CRUNCH

- 2 cups finely chopped almonds
- 1 cup butter or margarine
- 1¼ cups sugar
- 2 tablespoons light corn syrup
- 2 tablespoons water
- 2 packages (6 ounces each) semi-sweet chocolate pieces, melted

Butter 13x9x2-inch pan lightly. Spread almonds in shallow pan; toast in 350° oven until golden. Melt butter or margarine in large, heavy saucepan. Add sugar, corn syrup and water. Cook, stirring often, until candy thermometer registers 300° (hard-crack stage). Remove from heat; stir in 1 cup toasted almonds. Pour quickly into buttered pan. Cool completely. When set, turn out in one piece on wax paper. Spread half the melted chocolate over top. Sprinkle with ½ cup toasted almonds; let set. Turn candy over. Spread with remaining chocolate; sprinkle with remaining almonds. Let stand until chocolate sets. Break into pieces. Makes 1 pound.



### TWISTED KENTUCKY CREAMS


- ½ cup water
- 2 cups sugar
- ¼ teaspoon salt
- ⅓ teaspoon baking soda
- ½ cup heavy cream

Butter 3 large cookie sheets or other large metal surfaces. Chill well. (This aids congealing of hot syrup.) Combine water, sugar, salt and soda in medium-size saucepan. Cook until candy thermometer registers 250° or syrup spins a 3- to 4-inch thread from the tip of spoon. Add cream, a tablespoon at a time, so boiling does not stop. Lower heat. Cook to 250° again. Mixture will be tan in color. Pour candy in thin ribbons onto cookie sheets. Let stand 5 minutes. Pick ribbons up, one at a time. Pull until pale ivory in color and quite stiff; twist into a rope. Cut into 1½-inch lengths; place on buttered cookie sheets. Cover with wax paper. Let stand 3 to 4 hours. Candy will change from chewy to creamy. Store in airtight container. Makes about 1½ pounds.

### MARZIPAN

- 2 cans (8 ounces each) almond paste
- ⅓ cup light corn syrup
- 1 jar (6½ to 7 ounces) marshmallow cream
- 1 teaspoon vanilla
- 2 packages (1 pound each) confectioners' sugar, sifted
- 1 teaspoon ground cinnamon
- Food coloring
- Red sugar
- Artificial leaves

Mix almond paste, corn syrup, marshmallow cream and vanilla in large bowl. Stir in sugar, 1 cup at a time, adding only enough so mixture holds its shape. Turn out onto board; knead until smooth. Cut or break off small pieces. Mold by hand into shapes of fruits and vegetables. Let stand several hours or overnight to form a crust before painting. For potatoes, leave marzipan unpainted and roll in cinnamon. Dilute food coloring. With artist's brush, paint fruits and vegetables to resemble the real ones. Roll strawberries in red sugar after painting. Apply leaves where appropriate while marzipan is still soft and pliable. Let dry. Makes 6 to 8 dozen.



Cholesterol can build up from childhood on. Up and up until it may become a real health risk.

More and more people are getting concerned about it. But that's not enough. You've got to take action.

Many doctors advise everyone in your family to start eating foods that



help lower cholesterol levels.

Like Fleischmann's® Margarine. Made from 100% corn oil, and it's low in saturated fats.

In fact, there's no better oil to help lower cholesterol levels.

And there's no better tasting margarine than Fleischmann's.

**Fleischmann's.**  
the corn oil margarine doctors name most and people like best.

**PUREE OF PEAS** (pictured)

- 1 pound split peas
- 1 stalk of celery, cut in pieces
- 2 sprigs of parsley
- 2½ teaspoons salt
- Green food coloring

Wash peas. Cover with water; soak overnight. Drain. Place peas in large, heavy saucepan. Cover with water. Add celery and parsley. Cover. Simmer 1 hour and 15 minutes or until peas are tender. Add salt during last 15 minutes of cooking. Drain peas thoroughly. Discard parsley and celery. Press peas through food mill. Stir in several drops green food coloring to make puree a pleasing green color. Makes 8 servings.

**GREEN BEANS LYONNAISE**

- 3 pounds green beans, tipped and cut in pieces or 4 packages (9 ounces each) frozen, cut green beans
- ½ cup butter or margarine
- 2 medium-size onions, thinly sliced
- ½ teaspoon salt
- ⅛ teaspoon pepper

Prepare fresh beans; cook in boiling, salted water until tender; drain. Or cook frozen beans according to package directions. Melt butter or margarine in medium-size skillet. Sauté onion slices about 3 minutes or until tender. Combine beans and onions; mix gently. Season with salt and pepper. Arrange in heated serving dish. Makes 8 servings.

**SPINACH-PECAN BAKE**

- 3 packages (10 ounces each) frozen chopped spinach
- ¼ cup butter or margarine
- ½ cup finely chopped onion (1 medium)
- 1 cup light cream or half-and-half
- ⅓ cup packaged bread crumbs
- ½ cup coarsely chopped pecans
- 1 teaspoon salt
- ½ teaspoon ground nutmeg
- ⅛ teaspoon pepper
- 2 tablespoons butter or margarine
- ¼ cup packaged bread crumbs

Heat oven to 350°. Butter a 1½-quart shallow baking dish and set aside. Cook spinach according to package directions. Set aside to drain. Melt ¼ cup butter or margarine in a skillet. Sauté onion about 3 minutes or until tender. Combine spinach, onion, cream or half-and-half, ⅓ cup bread crumbs, pecans, salt, nutmeg and pepper in large bowl. Mix thoroughly. Turn into buttered baking dish. Melt 2 tablespoons butter or margarine in small saucepan. Stir in ¼ cup bread crumbs. Sprinkle over spinach. Bake 30 minutes or until crumbs are lightly toasted. Makes 6 to 8 servings.

**GLAZED SPICED ORANGE SLICES** (pictured)

- 4 seedless oranges
- 2 cups sugar
- ½ cup cider vinegar
- ¼ cup water
- 5 whole cloves
- 3-inch piece of stick cinnamon

Slice oranges ¼ inch thick. Discard ends. Place orange slices in saucepan; add water to cover. Cover pan; simmer 30 minutes. Drain; rinse well; return slices to pan. Add sugar, vinegar, water, cloves and cinnamon. Simmer 1 hour, uncovered. Orange slices should be tender and well glazed. Pack slices in sterilized jars; fill with hot syrup; seal. Excellent with game or poultry. Makes 1 quart.

**TOMATO-CRANBERRY RELISH** (pictured)

- 1 can (1 pound) peeled tomatoes, not drained
- 4 cups (1 pound) cranberries
- 1 cup golden seedless raisins
- 1½ cups sugar
- 1 teaspoon salt
- 1 teaspoon ground ginger

Cut up tomatoes coarsely. Combine tomatoes and juice with remaining ingredients in saucepan. Cover; simmer 8 to 10 minutes. Cool. Serve cold with roasts. Makes 5 cups.

**ALL RECIPES TASTE-TESTED IN AMERICAN HOME KITCHENS**

YOU'LL FIND QUALITY IN OUR CORNER



**When you say cheese... say TRISCUIT please**

The only snack with the unique wheat taste, the crackly good texture that's the perfectly delicious complement with cheese. And so easy to fix when friends drop in. Swiss it. Cheddar it. Spread it. Heat it...but eat it with TRISCUIT! The snack for cheese.

**TOP IT**  
Nothing uncrisps TRISCUIT.



**SPREAD IT**

The crackly good texture of TRISCUIT Wafers stands up under the finest spreads!

**HEAT IT**

TRISCUIT Wafers with melted cheese and bacon bits. Delicious!

# The best thing since ice cream is also the best thing since canned pudding.



Cool 'n Creamy® is cold and creamy and a lot like your old friend, ice cream.

New Cool 'n Creamy pudding cups are rich and smooth and ready to go wherever you want them to go.

Which makes them a lot like your new friend, canned pudding.

But unlike canned pudding, Cool 'n Creamy cups come frozen. Thaw in about 3 hours. So they're nice and cool and creamy when you're ready to eat them.

You can put a cup in little Donny's lunch bag. When the school



lunch bell rings, his cup will be cool and creamy.

Cool 'n Creamy cups come in four delicious flavors: Mom and Dad can choose between the dark chocolate and the light chocolate. The kids can fight over the butterscotch and the vanilla.

Next time you're at the frozen food section of the supermarket, pick up some Cool 'n Creamy. In child-safe, plastic cups.

They're the best thing since ice cream. The best thing since canned pudding.


After your first cup, you'll think they're the best thing since anything.

**New Cool 'n Creamy cups. From Birds Eye.**



# WE'VE GOT GIFT WITH NO IDEA

Give her the Presto Mist Curler. It gives her time to get ready on time. The Presto Mist Curler curls in minutes. And conditions at the same time. The 24 mist-heated rollers keep moisture in, split ends out.



To get dinner earlier, get her the Presto Pressure Cooker. The Presto Pressure Cooker is 3 to 10 times faster than pots and pans. And it cooks flavor in, not out.




You can give her a better way to broil. The Presto Vertical Broiler. It seals meat flavor and juices in, because it broils both sides at the same time. And the Presto Vertical Broiler comes apart easily. Every part is easily washed clean.

# IDEAS FOR PEOPLE WHAT TO GIVE.


Give the Presto Automatic Fondue. It's electric. The automatic thermostat gives you the precise degree of cooking heat a flame can't. And it fondues just about everything. Automatically.



Make her a gift of the Presto Jumbo Fry Pan. It's 15 inches big. Actually so big it makes a meal for eight people. (Or just two.) It holds everything at once, so you can serve everything at once. Hot.



Give a Presto Spray-Steam Iron, it gives her a better way to iron. Better because it's easier to handle. The handle's padded! And better yet, our spray vent sprays steam, not water. Which means you avoid water-spotting.



Presto gifts.  
They do things for a woman.

## PRESTO

NATIONAL PRESTO INDUSTRIES, INC., EAU CLAIRE, WIS. 54701

The Moravians of Old Salem lived simply, but they were not poor, and their lives were not unduly harsh. Like the town itself, their economy was planned, and there was meaningful, often profitable, work for everyone. Tanners, tinsmiths, saddlers, tailors, carpenters, hatters, potters, joiners—all made a living there. Moravian craft was distinctive, and the needlework, in particular, was exquisite. (Four Moravian needlework designs, available in kit form, are pictured in "Museum Embroidery," page 16.)

The Moravians were the oldest Protestant denomination in the world, established in the 15th century—before

the time of Martin Luther. However, Salem was not America's oldest Moravian community. Because they had successfully established colonies in Georgia and Pennsylvania by the mid-18th century, the Moravians were invited to found a colony in the North Carolina piedmont. They purchased 100,000 acres of pristine wilderness, and in 1753, they sent 15 settlers from the Moravian town of Bethlehem, Pa., as the first colonists.

It was winter; when they came upon an abandoned cabin in the wilderness they were glad to take shelter. They repaired the cabin, planted winter wheat and were soon putting up other buildings. This town, which they lived in tem-

porarily, was called Bethabara (from the Hebrew, "house of passage"). The nearby site of Salem was chosen after careful surveying and the prayerful drawing of lots. One day in January 1766, according to records in the meticulously kept Moravian archives, a dozen brethren took a wagon and went to the new town site. That very afternoon, they cut down trees on the spot where the first house was to stand, singing as they worked.

There was nothing haphazard or accidental about the development of Salem (in Hebrew, "place of peace"). The town was designed to have a central square with parallel and cross streets arranged in a gridiron around it. Plans for the town itself, as well as for individual buildings, came from the Moravian headquarters, which were located in Germany. So did money and craftsmen.


The Moravians were extremely democratic, choosing their leaders by direct vote once their colony was established. But in matters outside the governing of their community—marriage was one of them—the will of God was sought through the drawing of lots. In her book, *Old Salem in Pictures*, Frances Griffin explains the procedure:

"Three reeds were placed in a wooden bowl. One had the word 'Ja' (yes), one the word 'Nein' (no), and the third was blank. Prayerfully the Brethren posed the question and drew one of the reeds. The answer 'Ja' or 'Nein' was accepted. If the blank was drawn, it was taken to mean that the question either was not ready for an answer or should be posed in another way."

Thus it can be understood why one unfortunate man had to endure five lot-castings before being allowed to marry. The reason was simply that the Moravians wanted to avoid an excessively pragmatic or rational approach to life. Certainly they never encouraged celibacy. Quite the contrary: With all the matchmaking that went on continually, a person would have had to be very stubborn to remain single.


Although the Moravians respected marriage, they placed great importance on the extended family that was their congregation, organizing themselves into separate choirs for single (continued)

## Only Kava takes the 'bite' out of coffee acid taste.



Everybody talks about the taste of coffee acidity. But Kava does something about it. And gives you a smoother, more congenial coffee flavor. One that's less harsh, less bitter. If you avoid coffee or drink less than you like, because of the acid taste, try Kava. You'll like it more. And more often.

Here's why:





# MENUS FOR A WHOLE YEAR OF DINNERS

## YOURS FOR ONLY \$1 (Plus postage and handling)

**This big \$8.95 volume is your  
no-obligation introduction to the new  
Good Housekeeping Book Club**

**As a member you need never purchase  
another book from the Club unless you want to**

Here at last is a book club that's frankly feminine — with the same wide range of interests as the modern American wife and mother. Interests that range from home decorating, gardening, cooking, sewing, to a lively concern with what's going on in the community, the country — the world.


As you know, up to now there has never been a book club edited—as Good Housekeeping magazine is edited—especially for women, a club that really knows what a woman's life is all about. But now the Good Housekeeping Book Club will feature books that cover subjects on everything from stretching your household dollar . . . health and beauty . . . hobbies and crafts . . . travel . . . cooking and entertaining . . . diet pills and LSD . . . to modern sex research and what it has to say about happiness in marriage.

**Accept this beautiful new cookbook,  
and you'll never again need to say:  
"what shall I have for dinner tonight?"**

Here's a book that gives you a complete dinner menu, with recipes and tips, for every single day of the year—and every recipe has been evaluated and approved in Good Housekeeping's own kitchens!

You'll find menus for family meals, holiday meals, company meals. In fact, menus for every conceivable dinner you'll need to prepare all year!

There are menus to help you stay on your budget; menus you can prepare ahead and have ready in a few minutes; menus that include dishes you can bake together; menus planned for a minimum of cleanup. And there's a quick-reference index you can use to pick out a recipe that fits the bargain your favorite food store is advertising!



Menus For A Whole Year of Dinners is yours for only \$1.00 simply to introduce you to the Good Housekeeping Book Club. Simply return the membership coupon at bottom and we'll enroll you as a member, send you Menus For A Whole Year of Dinners, and bill you for just \$1.00, plus postage and handling.

After seeing it, if you aren't delighted, simply return it and owe nothing.

As a member you'll receive a monthly notice of the Club's current selection and alternates which you may accept only if you wish at member's low prices that will average 30% less than book store prices. If you do not wish any book, you simply return the convenient "No thank you slip" and nothing will be sent. As a member you are under NO OBLIGATION to purchase a single volume ever. We offer you this \$7.95 savings as an introduction to the Club.

**SO DON'T DELAY—MAIL THE MEMBERSHIP COUPON TODAY!**

GOOD HOUSEKEEPING BOOK CLUB P.O. Box 2317, F.D.R. Station, New York, N.Y. 10022

C 957

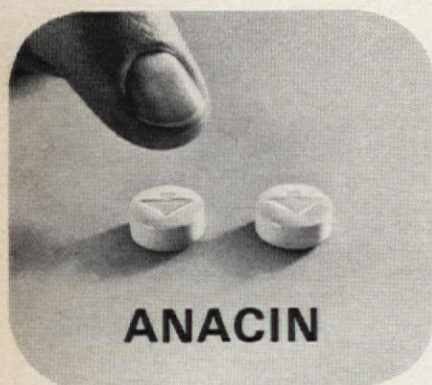
Please enroll me as a member of the Good Housekeeping Book Club, send my copy of *Menus For a Whole Year of Dinners* and bill me later for just \$1.00 plus a small charge for postage and handling. After receiving my copy of *Menus For a Whole Year of Dinners*, if I am not delighted, I may return it within 10 days. That will cancel my membership and I will owe nothing. I understand that, as a member, I will receive about every month, advance notice of the latest Club book selection. If I do NOT wish to receive a selection, or if I prefer an alternate book instead, I will let you know promptly by returning the convenient form which always accompanies the advance notice. I understand that if I DO wish to receive the monthly selection I need do nothing and it will automatically be sent. As a member I need never purchase a single additional volume and may cancel my membership at any time.

Name \_\_\_\_\_  
"Please Print"  
Address \_\_\_\_\_  
City \_\_\_\_\_ State \_\_\_\_\_ Zip \_\_\_\_\_

Compared To The Other Extra-Strength Tablet:

# Gives You Twice As Much Of The Pain-Reliever Doctors Recommend Most For Headaches

*And twice as many people now use it!*



## Compare

If you suffer sharp, throbbing pain of tension headaches, you should try this extra-strength tablet.

Compared to the other extra-strength tablet, even with its added pain-relievers, 2 Anacin® Tablets give you *as much* of the pain-reliever doctors recommend most as 4 of the other tablets. That's twice as much! And *twice as many people* now use Anacin.

Anacin gives real fast relief from tension headache pain. So its tension goes—you function better and do a better job.

Doesn't it make good sense to try fast-acting, extra-strength Anacin Analgesic Tablets?

## PEACEFUL PEOPLE continued

women, single men, little girls, older girls, little boys, older boys, married women, married men, widows and widowers. Salem's single women and single men each had their own house, where men could learn trades and women the difficult arts of frontier housekeeping. Single people were not allowed to go off on their own; those who did not marry continued to live communally. The Moravians felt that people of similar sex and status could best understand and assist each other in life. In death, whether single or married, Moravians were buried with their fellow choir members rather than with their families. But on the Sabbath, and on religious occasions, all choir groups came to church at once

and worshiped together. The men and boys wore loose shirts, knee breeches and buckled shoes; the women and girls wore full skirts and laced bodices, their white linen caps tied beneath their chins with colored ribbon designating their choir: pale pink for little girls, bright red for older girls, pink for single women, blue for the married, white for the widowed.

Though they were extremely fond of all the arts, Moravians loved music above all. It dominated their religious services, just as worship dominated their daily lives. From Germany they brought with them the sacred music of Bach, Haydn and Handel, and developed a talented corps of composers of their own,


right in Salem. There were choral groups, chamber-music groups, and brass bands to play at festivals, weddings, roof-raising—and also to send off their beloved dead at burials that were held in the Moravian cemetery, God's Acre.

Their customs, their costumes, their music and their particular piety were all unique, but it was through their crafts that the Moravians became widely known. In the late 18th century, people sometimes traveled 100 miles to buy the richly decorated pottery bowls, jugs and plates wrought from Salem's red clay.

Their own needs took precedence, of course, since at first they had to produce everything they needed—furniture, guns, saddles, roof and stove tiles, clothing. From the congregation each craftsman received whatever he required in the way of materials and work space. In turn the town elders kept a watchful eye on the quality of his workmanship. Although young men served as apprentices from age 14 to 21, they were not allowed to become master craftsmen until vacancies occurred. The Moravian economy was not only planned but controlled.

Old Salem was established to complement the way of life of an old religious group struggling to get along in a new world. By 1850, with other towns growing up around them—and the need to be self-sustaining no longer acute—the Moravians of Salem had become absorbed into the mainstream of American society. But they kept their identity, and their community endured. Even after merging with the larger town of Winston, Salem remained set apart. In time, though, many of its buildings deteriorated.

After World War II, when a grocery-store chain announced plans to build a supermarket in the heart of the old town, a solid core of dedicated citizens banded together to prohibit the incursion. Out of their protest came the founding of Old Salem, Inc., which began the systematic and authentic restoration of many of the original structures. (See "Old Salem—a Moravian Memoir," beginning on page 28.) Today, 38 crisply restored buildings face the brick sidewalks. And now that auto traffic has been rerouted and utility lines have been buried, the town square looks the way it once did. Salem remains the home of the Southern Province of the Moravian Church; thus it proudly embodies the authentic continuation of a religious vision expressed for centuries in brick, clay and song. END



Sonny and Cher, Kapp Records

## Look who reads the Bible.

The people who make music today read the Bible. It's that kind of book. It can make things work for you. Read the Bible. Find out where all the music's coming from.

And if you don't have a Bible of your own, we'll send you one for only a dollar. Hard cover and everything. Just one should do it. The Bible lasts a long time.

National Bible Week Committee, P.O. Box 1170  
Ansonia Station, New York, New York 10023.  
Good. I'm sending you one dollar. Please send me one Bible.

NAME \_\_\_\_\_  
ADDRESS \_\_\_\_\_  
CITY \_\_\_\_\_ STATE \_\_\_\_\_ ZIP \_\_\_\_\_

# DECORATING Q's & A's

*I have been doing needlepoint for many years and would like to make some pillows as gifts for my friends. What designs would go with what types of furniture?*

Mrs. M. Hall  
Hattiesburg, Miss.

The needlepoint rage has prompted the proliferation of a great variety of needlepoint designs, all of which are readily available. You can choose from floral patterns for stylized country furnishings or hard-edge geometrics for

the slick modern. If you wish to work out your own designs, check the local library for books on period design motifs.

*We have converted a bedroom into a small dining area by knocking out the wall between it and the living room. The only problem now is the sliding-door closet along one wall: Can I use mirrored sliding doors, or are they suitable only for bedrooms?*

Mrs. J. Finerty  
Lyons, Ill.

Mirrored sliding doors would be an excellent solution, especially since they would make the dining area appear much larger than it really is. If there are portions of wall on either side of the

sliding doors, try to cover these with mirror, too. This way the doors will be disguised, and you will have a finished architectural look.

*My living-room walls are rust colored, and the sofa is upholstered in a rust-and-brown print. What do you suggest for draperies and a rug?*

E. Slywka  
Gimli, Man. (Can.)

The room sounds rather dark from your description. Off-white or white sheer curtains gathered on a pole would be light in feeling as well as in color. A fluffy pale beige or white sheepskin, or *flokati* (a Greek rug made of goat's hair), would be most luxurious. White accessories and a couple of small pieces of white lacquered furniture would spark up this room.

*My 12-year-old dining table and matching chairs had an antique blond finish. This became chipped, so I stripped it down—and found a variety of woods beneath. How can I stain or re-antique these pieces?*

Mrs. J. Ruff  
Lehr, N. D.

Since the wood has different grains and colors, you can't use a transparent stain. There are antiquing kits available, but you would be better off painting this furniture in a high-gloss paint.

*Slate or quarry tile would be perfect for my new kitchen floor, but I've heard that these materials are hard on the feet. Should I take this into consideration?*

V. Ross

Lake Hopatcong, N. J.

It's true that these floors feel like stone or concrete, but they are good-looking and practical. Unless you have a problem with your feet, go ahead with your plans. You might add a washable throw rug in front of the sink and counter where you will do most of the standing.—Alexandra Walker

Direct your decorating questions to: *Decorating Q's & A's*, American Home, 641 Lexington Ave., New York, N.Y. 10022. Letters submitted will be selected for an answer on the basis of their general interest. Sorry, we are unable to send personal replies.



# Makers...



**BORDEN**

**DIP RECIPES**—Send for FREE booklet of party dip recipes based on regional foods—"Dip Favorites From Maine to Florida." Write to:  
BOOKLET A. WISE FOODS  
BERWICK, PA. 18603

...your favorite dips

with



# WISE

**POTATO CHIPS & RIDGIES**

# HOW TO COVER A SLIP SEAT

Have you looked at your dining-room chairs lately? Yes, the legs and stretchers are a little nicked, but this can be disguised by applying one of the scratch-fillers available at your hardware store. What about the slip seats?

Is the cover fabric faded, frayed, food-stained or streaked from repeated cleaning? How about the seat pads? Are they lumpy or flattened? Are there deep wells in each of them, the impact of many dinners and lingering dinner-table talk fests?

You may have put off having the slip seats reupholstered because of the expense involved, and also because of the nuisance of having to make do without your chairs for as long as several weeks. Why not re-cover the seats yourself? Without much effort, you can make them look as good as if a professional had done the job.

## MATERIALS NEEDED TO COVER ONE 18-INCH CHAIR SEAT

- ½ yard of ½-inch foam rubber
- ½ yard cotton batting
- ½ yard unbleached muslin
- ½ yard fabric for cover
- ½ yard fabric for bottom of seat
- Pushpins
- Staples or upholstery tacks

First, strip off the old cover; save it for reference. If the padding beneath it is clean and in good condition, it can be reused; if not, discard it but retain bottom of seat. Launder with cleaning fluid; water may make seat buckle.

To make a new pad, cut one piece of ½-inch foam rubber the exact size of seat. Cut another piece that's about 2 inches smaller on all four sides. Place this on top, in the center of the first piece. Cut a piece of cotton batting to fit over both layers of foam rubber—it should be ¼ inch bigger on all four sides.

Next, cut a piece of unbleached muslin about 3 inches larger than bottom of seat. Place over cotton-batting-covered pad. Draw muslin very tightly over pad and secure with pushpins—first at each of the four corners, then *between* corners as well. The amount of pull in the muslin will control the shaping—which should be slightly "mounded" in the center and taper down to the sides.

Draw surplus muslin around to the back of seat (pushpins will hold the entire assembly in place); then staple with a staple gun (or use upholstery tacks) 1 inch in from the edge on all four sides, on bottom of seat. Trim away surplus muslin close to staples or tacks. Remove pushpins from edges. Tuck in raw edges at notches for chairback and legs (if there are any notches) on top of seat.

If you plan to use a patterned fabric to cover the seat, be sure to center the design. Then cut your new fabric slightly larger than the old cover. Check corners of old cover to see how they were cut. Cut corners of new fabric the same way, but make cut-out areas smaller than those in each corner of old cover. The corners can be stretched to fit; they won't fit as snugly as they should if cuts are too large. Apply fabric the same way you did the muslin cover. Tuck in raw edges at corners on top of seat. Cover bottom of seat with dark fabric. Staple or tack in place. Put slip seat into chair frame. —Dorothy Lambert Brightbill



## The secret is the simmering.

Know what happens when lots and lots of good things all simmer together? Broth. A beautiful, sipping-good broth. And it's the broth that makes the delicious difference between Great American Soups and condensed soups. You just can't get that taste when you add your own tap water.

Oh sure, you'll notice all the big pieces of vegetables and beef. And of course you'll wonder how we got so much into each can. But it's the broth that gives Great American its distinctive flavor.

Try any of the great Great American Soups, it's all right there, ready to serve, broth and all.

# MAKE A FIVE-YEAR CALENDAR

Anthony Cutroneo

By Dorothy Lambert Brightbill

The four seasons are charmingly represented on our five-year calendar that you will enjoy making. The 12x18-inch design is stamped on natural linen. The motifs are felt appliqué (no raw edges to turn under) and are detailed with bold embroidery stitches of crewel yarn that are simple and quick. Each of the calendar pads is printed and slips into the pocket at the bottom. The lacquered burnt-orange wood frame is also available.



## KITCHEN SAMPLER KITS

Cross-stitch a pair of samplers for a bright accent in your kitchen or in the breakfast room. The 10½x11½-inch designs, stamped on creamy-white linen, are sold only as a pair. The frames are also available in a honey-maple color with an inner edge of gold

Fill out coupon and enclose check or money order. Florida residents please add sales tax. Allow 4 weeks for handling and mailing. (Sorry, we are unable to handle Canadian or foreign orders.) To avoid delays please indicate your zip code.

**CREATIVE STITCHERY, Dept. 6244  
4500 N.W. 135th Street,  
Miami, Florida 33054**

- Send C.O.D. I enclose \$2 goodwill deposit and will pay postman balance plus all postal charges.
- Send me new Ladies' Home Journal Needle & Craft Magazine for \$1.25.

- Check items desired:
- \_\_\_\_ Kit 61086 Five Year Calendar @ \$6.98 ea. \$
  - \_\_\_\_ Kit 61134 Extra Calendar pads @ \$2 ea. \$
  - \_\_\_\_ Kit 61130 Frame for Calendar kit @ \$3.00 (wood, painted burnt orange)
  - \_\_\_\_ Kit 61087 Kitchen Sampler Kit @ \$3 pair. (sold only in pairs)
  - \_\_\_\_ Kit 61131 Sampler frame @ \$3 each (wood, painted maple with gold edge).....
  - \_\_\_\_ 61014 Catalog of other kits @ .35 ea. ....
- Sales tax, if applicable \_\_\_\_\_  
Add .35 postage for each item ordered \_\_\_\_\_  
Total enclosed \$ \_\_\_\_\_

print name \_\_\_\_\_  
address \_\_\_\_\_  
city \_\_\_\_\_ state \_\_\_\_\_ zip code \_\_\_\_\_

**SNUG HOUSE**  
continued from page 57

The Dunbar house (below and in color on pages 56-57) consists of two overlapping squares joined to a central rectangular tower. House rests on concrete blocks and columns. Wood-stud framing is covered with red cedar clapboard that's been coated with Cabot's Bleaching Oil.

*Other important features:* Flat sections of roof, painted Nepolon by Bird; sloping sections, red cedar shakes. Insulation, fiber-glass bat (3 inches in walls, 6 inches in roof). Wall partitions, gypsum board—except cedar clapboard in living room, kitchen and bunk room. Big window wall, red fir and PPG insulating glass. Heating, electric radiant-heat system in gypsum-board ceilings. Pella awning-type windows. Wasco bubble skylight. Exterior doors: one of solid-core birch; all others, wood-framed sliding glass. Interior doors, painted hollow-core birch. Floors: slate in kitchen, bathrooms and bunk room; red fir in bedrooms and living room. Fireplace, slate-covered concrete. Kitchen cabinets, custom-made of painted birch plywood. Kitchen counter tops: teak, except slate triangular section beside Frigidaire range. Refrigerator, Westinghouse. Dishwasher, KitchenAid. **END**



**This Christmas  
make room  
in your  
heart for  
one more.**

**Give the  
gift of life!**

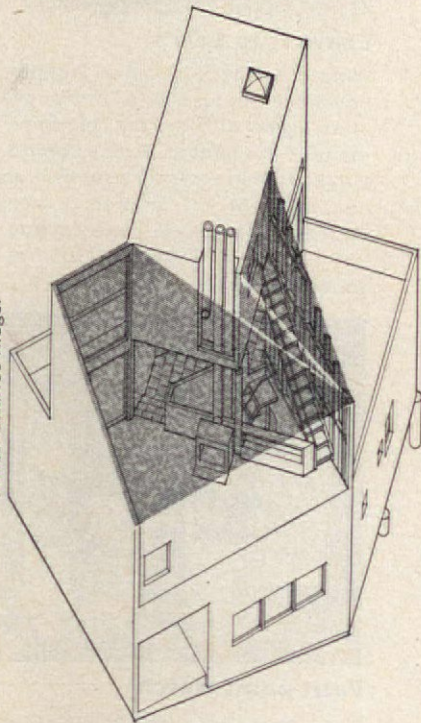
This happy Christmas season is the time for peace on earth and good will towards men. It's a time for gifts and the warmth of family and friends. It's a time that's as fragile as a snowflake...a time that melts into memory all too soon.

It is also a time when the utter despair of people living in desperate poverty becomes more painful. Because they are the hopeless ones, the forgotten ones, in remote villages and barrios of Asia and South America. Human beings whose only chance to live like human beings may be through the help of Foster Parents Plan—and you.

If you believe, as we do, that the spirit of Christmas should last all year, won't you please become a Foster Parent? For just \$16.00 a month you can work a miracle. You can help bring food, clothing, medical care, and hope to a child the world has forgotten. At the same time, you'll be helping a family to stay together. To learn a trade. To learn how to help themselves.

Now, when your own world is so full of happiness, won't you make room in your heart for a Foster Child? Send a gift of happiness. You can actually give, what will seem to a child, Christmas... 365 days a year! You can help take the "humbug" out of the holiday.

Artist: Charles Rieger



Living room and high central wall of Dunbar house appear in this cutaway drawing. View is toward fireplace; beyond it is the kitchen. Shaded areas are sloping sections of roof. At right of shading a stairway leads up to master bedroom. Garage is square opening on ground floor adjacent to guest bedrooms.

**FOSTER PARENTS PLAN, INC.**

352 Park Avenue South, New York, New York 10010

I want to be a Foster Parent for a year or more of a boy \_\_\_\_\_ girl \_\_\_\_\_ age \_\_\_\_\_ country \_\_\_\_\_ Where the need is greatest \_\_\_\_\_

I enclose my first payment of: \$16.00 Monthly \_\_\_\_\_ \$48.00 Quarterly \_\_\_\_\_ \$96.00 Semi-annually \_\_\_\_\_ \$192.00 Annually \_\_\_\_\_

I can't become a Foster Parent right now but I enclose my contribution of \$ \_\_\_\_\_ Please send me more information.

Name \_\_\_\_\_

Address \_\_\_\_\_ Date \_\_\_\_\_

City \_\_\_\_\_ State \_\_\_\_\_ Zip \_\_\_\_\_

PLAN operates in Bolivia, Brazil, Colombia, Ecuador, Peru, Indonesia, Republic of Korea, the Philippines, and Viet Nam. PLAN is registered with the U.S. State Department Advisory Committee on Voluntary Foreign Aid. Contributions are tax deductible.


In Canada, write 153 St. Clair Ave. West, Toronto 7, Ontario

AH-8-121



### Pecans in-the-shell

Fireside barrel bulges with succulent Schley pecans begging to bring you their flavorful goodness! Made in England, barrel's wood-grain look metal with bright gold trim. Use as cookie jar, too! With silver nutcracker and 2 picks. 2¾ lbs. \$6.70. Sunnyland Farms, Dept. AH-12, Rt 1, Box 959, Albany, Ga. 31701.



### Rocker buy your baby!

Any child enjoys hours of "travel time" on this prized and handsome replica of an 1880 heirloom pony. Antiqued pine with brass-studded, scuffproof "horse blanket" and old-world detail. Tip-proof. 43x15x28½ in. A treasure! \$39.95. Kit form, \$24.95. Exp. chg. col. Yield House, AH-12, No. Conway, N.H. 03860.



### Scandia-Down ensemble

Puffy, cloud-lite inner nylon insulator's filled with lush European goose down. Summer-cool, winter-warm. Zip on no-iron sheet for a blanket, sheet and spread in one! With fitted under sheet, cases. All sizes. From \$89. Free brochure. Scando-Duo, Dept. AH-12, 1414 E. Olive Way, Seattle, Wash. 98122.

LYNN HEADLEY—Editor

# AMERICAN HOME MARKET PLACE



### Time to smile

Wake happily with the sunny assistance of this adorable Smile Clock! Its hello-yellow face with white numerals and luminous tipped hands is set into a red plastic case. Set alarm; 2 brass beauties sound off brightly and timely. 4 in. \$4.98 plus 50¢ postage. Colonial Studios, SMC-11, White Plains, N.Y. 10630.



### Musical get together

Build an organ? Yes! Assemble kit without technical training with professional results. A glorious instrument to give enriching musical experiences. Easy to play. Courses available, too. Send for free record, color catalog on models starting at \$499.50. Schober Organ, AH, 43 W. 61st St., New York, N.Y. 10023.



### The Reclining Tiger

By Dita, this magnificent color lithograph on artist's canvas makes a gr-r-reat and impressive wall decoration. In earth browns, tans, yellow and gold. 18x24 in. \$3.88 plus 75¢ postage. Or with wood stretcher bars, \$7.88 plus \$1. Lambert Studios, Dept. 234, 910 N. La Cienega Blvd., Los Angeles, Calif. 90069.



### Leave it to Levi's

What a wonderfully clever adaptation of the famous Levi's—a whopper of an apron with two big, big pockets plus the famous Strauss brand. Bright red straps and trim on blue denim. Great gift for him or her! \$5.69. Available, 72-page catalog, 25¢. Suburbia, Dept. 108, 366 Wacouta, St. Paul, Minn. 55101.



### Petit point watch

This exquisitely delicate but durable watch is a dream! A floral bouquet of miniature beads in petit point style is rimmed by Florentine gold metal. Beads in rainbow pastel shades on white background. Bracelet opens to show gold numeral face. \$19.98 plus 50¢ post. Harriet Carter, 7113, Plymouth Meeting, Pa. 19462.



**SPECIAL PRE-CHRISTMAS OFFER**

**FANTASTIC SAVINGS**

Because It's Shipped  
Direct From The


**FACTORY TO YOU!**



*De Luxe* REGULATION SIZE POOL TABLE

with ALL PLAYING ACCESSORIES  
**YEARS OF WHOLESOME FUN FOR ENTIRE FAMILY!**

ALSO  
TRANSFORMS TO A DINING  
TABLE SEATING  
TWELVE



Complete pool equipment set consists of: 16 precision molded pool balls, two 48" non-warping fiberglass cue sticks, frame, bridge and cue chalk.

Regulation table tennis equipment set includes standard net, 4 paddles, pair of sturdy net clamps and 4 quality balls.

**TABLE TENNIS TOP PLUS ALL ACCESSORIES**



for greatest accuracy. Positive BED LEVELERS, easily adjusted. PRECISION LEG LEVELERS, professional "Duck Foot" type. AUTOMATIC BALL RETURN.

FINE GRADE FURNITURE STYLING THROUGHOUT, rich walnut-grained finish, STEEL FRAME. Decorator styled with 7 1/2" deep sides. DOUBLE PANELED EASY-FOLD PEDESTAL LEGS with rich walnut finish. LARGE BRIGHT METAL CORNERS, top rail and ball return edging. BUILT BY MASTER CRAFTSMEN FOR YEARS OF FAITHFUL SERVICE.

Converts in minutes to regulation size TABLE TENNIS unit—Just slip on fully framed top and you're ready to play. ALL ACCESSORIES FOR POOL AND TABLE TENNIS INCLUDED. (See detailed descriptions elsewhere on this page.)

Transforms into perfect DINING—ALL PURPOSE TABLE. Ideal for serving a crowd, parties, club meetings, buffet entertaining, sewing cards, model train layout, all hobby uses and utility needs.

30 DAY FREE TRIAL COMPLETELY AT OUR RISK! Order with confidence—Use table for full 30 days. If not fully convinced of its exceptional quality and remarkable value, return for cheerful refund of the full purchase price—no questions asked!

LEONARD MFG. CO., Dept. FG-001  
1208 Third Ave., New Hyde Park, N. Y.

**COMPLETE HOME RECREATION CENTER**

POOL TABLE and TABLE TENNIS TOP  
7 Ft. Model

**\$129<sup>95</sup>**  
ONLY  
COMPLETE Plus Shipping Charges

ALSO AVAILABLE TOURNAMENT SIZE "PROFESSIONAL" MODEL

Direct from factory pricing permits rare value in table built to official tournament dimensions. Full 8' L x 4' W. Same fine details, superior construction as table above. All accessories included.

Only \$149.95

SUPER DE LUXE MODEL

Sleek contemporary styling with Mediterranean Oak finish. Extra-heavy 3/4" Slatene playing surface, luxurious wool covering.

Only \$154.95

8 ft. SUPER DE LUXE TOURNAMENT SIZE MODEL

All added features of 7 ft. Super De Luxe table in professional 8 ft. size.

Only \$174.95

**USE IT FOR 30 DAYS AT OUR RISK!**

LEONARD Mfg. Co., 1208 Third Ave.  
New Hyde Park, N.Y. 11040  
(Dept. FG-001)

Gentlemen: Please have one De Luxe Pool Table with all billiard and table tennis accessories shipped to me directly from the factory. I understand I may use the table for 30 Days' Trial at your risk. If not completely satisfied, I will return table for full refund of the purchase price.

- Regulation 7' Model.....\$129.95
- Tournament Size 8' Model.....\$149.95
- Super De Luxe 7' Model.....\$154.95
- Super De Luxe Tournament Size 8' Model.....\$174.95

Check or Money Order enclosed.  
CHARGE:  MASTER CHARGE  DINERS CLUB

BANKAMERICARD  UNI-CARD  
 AMER. EXPR.  CARTE BLANCHE

Card No. \_\_\_\_\_

Signature \_\_\_\_\_


Print Name \_\_\_\_\_

Address \_\_\_\_\_

Zip \_\_\_\_\_

N. Y. State residents only: Include 4% state sales tax plus local taxes, if any. (Shipped express charges collect directly from factory in Chicago. Charges cannot be prepaid.)

**IMPORTANT: FOR GUARANTEED CHRISTMAS DELIVERY, CALL TOLL-FREE BEFORE DECEMBER 10th: (800)-645-1241. [N.Y. STATE RESIDENTS: PHONE COLLECT: (516)-354-6363.]**



**MEISSEN BLUE ONION STAFFORDSHIRE** from England. Dinner at eight—polished mahogany and fine linen—needs this lovely "Blue Onion" ware from England to complete the picture. Service for eight includes: 8 dinner plates, 8 salad/dessert, 8 soup bowls, 8 cups and saucers, 8 fruit dishes, vegetable server, platter, sugar and creamers. Also available in Old Red or Green. Complete 53-piece set, \$47.50 postpaid, plus \$2.50 W. of Miss. Also available: complete 55-piece set includes covered coffee pot, \$49.95 postpaid, plus \$2.50 W. of Miss.

### Old Fashioned Home Spun Tablecloths



Loomed in the Appalachian Mountains by mountain weavers, a skill handed down by their forefathers. Real homespun cotton in a host of marvelous sunny colors, these self-fringed tablecloths are reversible for double wear, washable, never touches an iron. In gold, red, blue, olive, brown, orange and Sahara sand.

52" x 52".....\$6.95  
52" x 72".....9.95  
62" x 90".....12.95  
62" x 108".....14.95

14" sq. Napkins, \$1.95 pr.  
12" x 18" Place Mats, \$2.50 pr.  
72" Round Tablecloth, \$15.95

All prices ppd.  
Send 25¢ for catalog.  
Dept. A-12

*Janifer House*

CREAT BARRINGTON, MASS. 01230

### Magazine Table FINISHED OR IN KIT



One of our most popular pieces! Stores over 100 magazines flat, wrinkle-free, easy to see, within reach from desk or chair, and above all, readable. No more bent or crushed pages. It doubles as a great little end table for phone, lamp or ashtray. And, it's lightweight, totally portable. Fits right beside reading chair or couch. 23"H 16"W 21"D. Sturdy northern pine in handrubbed finishes of honey tone or maple, antique pine or walnut: \$21.95. Exp. Chgs. Col. READY-TO-FINISH KIT assembles easily with complete instructions. \$18.95. Ppd. Add 75¢ W. of Miss. SEND 25¢ FOR 76-PAGE COLOR CATALOG—OVER 1200 ITEMS FRIENDLY PINE FURNITURE, HOME ACCESSORIES, DISTINCTIVE GIFTS

HOLDS OVER 100 MAGAZINES

Inc. adds Zip Code Money-Back Guarantee  
Dept. A12-18, No. Conway, N.H. 03860



**CREATIVE STITCHERY** kits to decorate your home. Kit includes design stamped on Belgian linen, colorful floss, wool yarn, needle, instructions, and 12" x 15" white wood frame.

Daisies on blue background (shown).....\$3.95  
Black-eyed Susans on gold.....\$3.95  
Queen Anne's Lace on gold.....\$3.95

PLUS 48¢ POSTAGE & HANDLING  
Pa. Res. Add 6% Sales Tax. Sorry No COD's

**VICTORIA GIFTS**

12-A Water Street, Bryn Mawr, Pa. 19010



C  
P  
R  
S  
T  
I  
N  
T  
O  
M  
I  
R  
E  
D  
S

The latest craze—you think of the slogan and we'll print it! Any slogan for your team... candidate... club... your favorite hobby... or whatever. Up to 30 letters printed on these quality cotton sweatshirts or T shirts. Machine washable, paint will not run or fade. Colors—Powder blue or navy blue. Size S, M, L, XL. Specify size & color. Add \$1.00 extra for printing on both sides. We ship in 48 hours. Sweatshirt (long sleeve).....\$4.50 Postpaid  
T shirt.....\$3.25 Postpaid

### HOLIDAY GIFTS

Dept. 612-D, 7047 Pecos St., Denver, Colo. 80221



GOD GRANT ME  
THE SERENITY TO  
ACCEPT THE THINGS  
I CANNOT CHANGE;  
THE COURAGE TO CHANGE  
THE THINGS I CAN;  
AND THE WISDOM  
TO KNOW THE  
DIFFERENCE.  
AMEN

PRAYING HANDS CHARM or pocketpiece with Albrecht Durer's famous folded hands on the front in natural raised design. On the back in raised lettering the beautiful serenity prayer. An inspiring gift for all. In sterling silver; 3/4" \$5; 1" \$6; 1 1/2" \$7; In solid 14kt Gold; \$14; \$24; \$34;

### JAMAICA SILVERSMITH

407 Rockaway Ave., Dept. AH12,  
Valley Stream, N.Y. 11581

### GLEAMING COPPER

Just for fun, Indian Kachina PENDANT on 30" chain—\$3.75; Zingy adjustable RING—\$1.95; an intricately wrought BRACELET—\$3.75. All in Solid Copper. Postpaid.

Send for FREE CATALOG of other Desert House Specialties.



Dept. AH-308  
P.O. Box #11114  
Albuquerque,  
New Mexico 87112



### TITANIA

the Gem stone you read about in THE READER'S DIGEST  
MORE BRILLIANT DIAMONDS  
More Beautiful than

Unset "Titania" gems, 1 to 5 carats, for your own rings, brooches, etc. Per Carat... \$15 ONLY... \$15




1 carat "Titania" Solitaire set in a beautiful 14 kt. gold mounting. Complete ONLY.....\$36.00

1 carat "Titania" set in a Masculine box style 14 kt. mounting. Complete ONLY.....\$44.00

Write for FREE HANDY RING SIZE CHART & 120 PAGE FULL COLOR JEWELRY CATALOG. OUR 30TH YEAR!

**REGENT LAPIDARY CO.**

Dept. AH-12, 511 East 12 St., New York 10019, N. Y.




### Family tree chart

Antique parchment imprinted with "roots" to chronicle your family back to your grandparents and through to your children, provides spaces for 250 names of relatives arranged in proper order one to the other. 21x34 in. \$1.98 plus 35¢ postage. Harriet Carter, Dept. 7111, Plymouth Meeting, Pa. 19462.



### Headed for winter

Flatter your pretty head with this soft, cuddly helmet hood that buttons snugly under your chin. Keeps you toasty warm against whirly winter winds. White in washable angora, wool and orlon. One size. \$3.50; 2 for \$6.75. Add 25¢ postage. Ferry House, AH-12, Briarcliff Manor, N.Y. 10510.



### Wok wonder

Cooking can be fun and extra tasty using this Chinese Super-Wok. Deep-dome lid gives proper sauté-and-steam method; stand holds pan to guarantee even heat. Steel; 12-in. diameter. With recipes. \$3.98 plus 75¢ postage. Vernon, AD-1, 560 So. 3rd Ave., Mt. Vernon, N.Y. 10550.

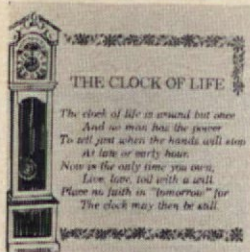


### Personalized recipe cards

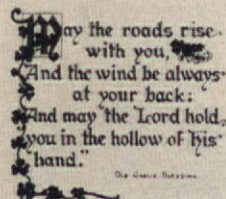
Quaint stove and bowl decorations in red adds a dash of old-fashioned charm to these recipe cards imprinted with your name in black. Fill in recipes in the roomy space provided. 100 cards (3x5 in.), \$2.75; 200 (same name), \$5. 100 not personalized \$1. Bolind, AH-12, Boulder, Colo. 80302.

# From Fabulous San Francisco, ANTHONY ENTERPRISES unveils 20 Exciting new ideas for gifts and better living

## CERAMIC TILES




**CLOCK OF LIFE**



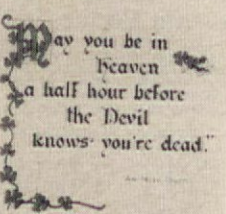
**GAELIC ROAD**



**IRISH TIPPLER**



**SERENITY PRAYER**



**IRISH TOAST**



**IRISH WISH**

White Ceramic Tiles used as wall plaques or trivets. Cork base with hanger. 6x6". Designs will not wash off.  
\$3.98 each + 40¢ Mailing Each



**MAGIC MENDING**

New miracle crystal clear liquid glass chemical sensation creates a washable, waterproof, heat-or-cold proof iron bond. For permanent mending or repair of glass, china, crockery, ceramics and porcelain.

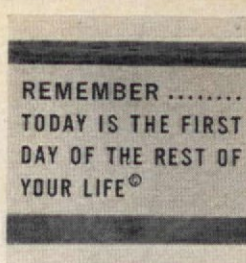
Liquid Glass ..... \$1.98  
Mailing 15¢ Each



**SNORE NO MORE**

Scientifically designed anti-snore mask insures sound, silent sleep. Washable nylon mask fits over chin. Keeps jaws closed, prevents snoring by encouraging proper breathing. Adjustable to fit men, women.

Anti-Snore Mask ..... \$2.98  
Mailing 15¢ Each



**A NEW DAY**

Never too late to change the course of your life! Inspirational wall plaque says, "Remember . . . Today is the first day of the rest of your life." Black letters on golden plate in pine-finish plaque. 4" x 5".

First Day Plaque ..... \$1.98  
Mailing 20¢ Each



**PAGE MAGNIFIER**

Page Magnifier is easy on the eyes. Hold 7x10" magnifier 4 or 5 inches from copy for more comfortable reading. The whole page is magnified at one time! Stop squinting at telephone numbers, dictionaries.

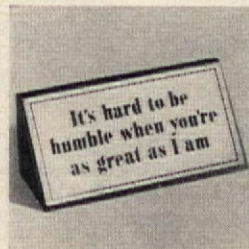
Page Magnifier ..... \$1.98  
Mailing 15¢ Each



**AUTOMATIC NEEDLE THREADER**

Just drop a needle into the plastic funnel, press button, and presto the needle is threaded. Has spindle to hold spool of thread, plus built-in thread cutter blade. Saves eye-strain. Ideal for older people.

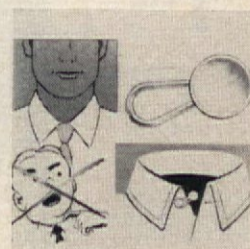
Needle Threader ..... \$1.00  
Mailing 15¢ Each



**RIB HIM ROYALLY**

Plaque for a desk of distinction where reigns your man of distinction. Says, "It's hard to be humble when you're as great as I am." 2 1/4 x 4" stained wood and metal plaque doubles as a paper weight.

Humble Desk Plaque ..... \$1.98  
Mailing 20¢ Each



**COLLAR EXTENDERS**

Collar Extender button "loosens" tight shirt collars. Ends all-day tugging. Expands collar up to 1/2 size larger for that "just right" feeling. Invisible behind tie. Can be transferred from shirt to shirt in seconds. Set of 2.

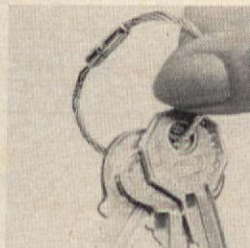
Collar Extenders ..... \$1.00  
Mailing 15¢



**SLEEPS AND EATS GOLF**

Framed and ready to hang. A tasteful joke for the serious golfer. If he doesn't put it up his "widow" will. 6 3/4" by 5 1/4" with lettuce green backing and replica golf ball. The gag gift for every golfer.

Diet Golf Plaque ..... \$1.98  
Mailing 30¢ Each



**UNIQUE TWISTY KEY RING**

No more lost keys. No links to loosen, no chains to break. Intriguing twist-lock opens easily—stays closed. Holds 25 keys. Withstands 150 lbs. pull. Made of aircraft cable in smart gold finish.

Twisty Key Ring ..... \$1.29  
Mailing 15¢ Each



**EYEGLOSS NOSE PADS**

Here's the answer to glasses that slide down your nose! Tiny flesh-colored foam rubber pads that stick to any eyeglass frame. Relieves the pressure of heavy frames on sensitive spots. Set of 12 pads.

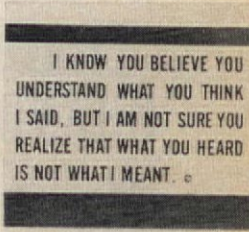
Eyeglass Pads ..... \$1.00  
Mailing 15¢



**A GAL'S BEST FRIEND**

Bosom money cache is your best protection against purse snatchers. Snaps onto the bra or slip straps. Holds folding money or other valuables. Plastic lining, with a fold-over flap, keeps contents dry.

Bosom Money Holder ..... \$1.98  
Mailing 15¢ Each



**COMMUNICATION GAP!**

How's that again? A wall plaque which will rivet every eye's attention. A perfect gift guaranteed to improve the communication gap. Black letters on golden plate in pine-finish plaque. 4" x 5".

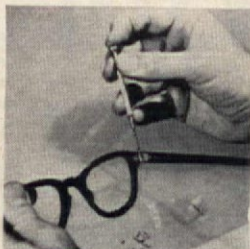
Communications Plaque ..... \$1.98  
Mailing 20¢ Each



**PUT ON A SMILE**

The newest, freshest look in desk accessories today carries a personal message. A happy thought and grand gloom-chaser. Brass plaque on a wooden base will make a high-powered executive grin. 2" x 4".

Smile Desk Plaque ..... \$1.98  
Mailing 20¢ Each



**REPAIR EYEGASSES**

Whenever glasses need tightening or come apart at home, on the job, while traveling, eye-glasses repair kit is invaluable. Compact kit includes a professional optical screwdriver and an assortment of hinge screws.

Glasses Kit ..... \$1.29  
Mailing 15¢ Each


Anthony Enterprises, 585 Market, Dept. A-12, San Francisco, Ca. 94105  
Name \_\_\_\_\_  
Address \_\_\_\_\_  
City & State \_\_\_\_\_ Zip \_\_\_\_\_  
How Many? Name of Item Price TOTAL  
Total \_\_\_\_\_  
California residents add 5% Sales Tax  
Mailing Charges (refer to each item)  
SATISFACTION GUARANTEED OR MONEY BACK! TOTAL AMOUNT ENCLOSED \_\_\_\_\_

**PERSONALIZED  
DOOR  
KNOCKER  
\$2.98**

Pure classic beauty! 8" knocker of solid cast metal is brass plated, richly antiqued, lacquered to withstand tarnish. Solid brass plate is custom engraved. Screws incl. Superb gift! PRINT name.

#143...\$2.98

Please add 35¢ post. & hdlg.



**LILIAN VERNON** Dept. AD1, 560 S. 3rd Ave. Mt. Vernon, N. Y. 10550

**PERSONALIZED  
TREE TWINKLES!  
\$1.00**

Start a warm, wonderful family tradition—everyone hangs his own at tree-trimming time! Gala dazzlers of Gold plated metal, unbreakable, so even the littlest angel can join in! 2 1/2" angel with bell, reindeer in 3" star, tree in 2 1/2" filigree wreath are name-engraved; 3 1/4" faceted star is engraved with Old English initial.

- #1164-Angel...\$1.00
- #1005-Reindeer \$1.00
- #1167-Star...\$1.00
- #1192-Tree...\$1.00

**4 for \$3.75**

PRINT engraving add 25¢ post. & hdlg. Mailed first class



**LILIAN VERNON** Dept. AD1, 560 S. 3rd Ave. Mt. Vernon, N. Y. 10550

**1000 RETURN ADDRESS LABELS**

**\$1.00**

USE YOUR "ZIP" CODE


RICH GOLD TRIM  
FREE HANDY BOX



Quick and easy way to put your name and return address on letters, checks, books, records, etc. ANY name, address and Zip code up to 4 lines, beautifully printed in black on white gummed labels with rich gold trim. 2" long. Free decorative box for purse or desk. Set of 1000 labels just \$1 postpaid. Money back if not pleased. Don't know your Zip code? We'll look it up for you. Send for free catalog.

Walter Drake 304-C Drake Building Colorado Springs, Colo. 80901

**BUILD or BUY  
TRADITIONAL  
GRANDFATHER  
CLOCKS**



**BUILD FOR...  
FUN AND PROFIT!  
BUY AT...  
FACTORY PRICES!  
SAVE \$200.  
... AND MORE**

Build a clock to beautify your own home or for sale to friends, neighbors and retail outlets. Do-it-yourself kits, movements, finished clocks, shipped promptly on money-back guarantee

Write For  
Free Color Catalog

Model 300  
Black  
Walnut

**EMPEROR  
CLOCK COMPANY**

Dept. M-40  
Fairhope, Alabama 36532



**DATED NEWSPAPER COPY**

Find out what happened the day you were born—or any other special date. You pick the date—any time from Jan. 1, 1900 through Dec. 31, 1964; you'll get the front page copy of the New York Herald Tribune for that day. Please specify exact dates. **\$1.50ppd**

**Holiday Gifts** Dept. 612-C  
7047 Pecos St., Denver, Colorado 80221

**Mexican Wall Decoration**

**AZTEC  
CALENDAR**

- Antique gold finish
- 17-inch diameter
- Made in Mexico



Authentic replica of the original Aztec calendar, handcast in plaster (not plastic) by Mexican artisans. Ideal for living room, dining room, playroom, patio. Shipped post-paid, ready to hang. Special offer: **FREE** booklet (\$1 value) with each order. "Story of the Aztec Calendar." Available only through Mexico Shopping Tour for \$8.95 postpaid... check or money order. Send 25¢ for unique catalog of other Mexican artifacts.

**MEXICO SHOPPING TOUR**

DEPT. AC1 • P.O. Box 849 • Del Mar, Cal. 92014

**BLOW  
YOURSELF  
UP**

**ONLY \$3**  
Send any black & white or color photo up to 3"x10" (no negatives). We return original intact.  
2 ft. x 3 ft. \$3.00  
1 1/2 ft. x 2 ft. \$2.00  
3 ft. x 4 ft. \$7.00  
Frames: fit up to  
2 ft. x 3 ft. \$3.00



plus 50¢ ea. postage, handling. For prompt delivery put name & address on back of photo. Send check, cash or M.O.

**The Blow Yourself Up Co.**  
663 Fifth Ave. Dept. A-111  
New York, N.Y. 10022



**Keeps you in stitches**

Gardener's sampler (shown) or Grandmother's sampler, "If Mother says No, ask Grandmother," are fun to colorfully cross-stitch on stamped overlay linen. Each kit has all you need plus 8 1/2"x15-in. wood frame. \$3.50 each kit. Add 45¢ post. Victoria Gifts, 12 A Water St., Bryn Mawr, Pa. 19010.



**SOUND SCREEN®**

**HELPS MASK IRRITATING NOISE!**

Laboratory tests have shown SOUND SCREEN aids sleepers to longer deep sleep cycles. Urban noises shorten periods of deep sleep. Thousands of light sleepers, apt. dwellers, day sleepers, restless infants, patients, students, travelers use

Model 500 one speed adjustable \$22.00 PPD. No C.I.D.'s please  
Model 900 two speed adjustable \$28.00 PPD. 4% Sales Tax.

Zipped Travel Case \$5.00 PPD.

**BRUNSWICK HOUSE**  
P. O. Box 296, Castle Hayne, N.C. 28429



**Measuring House**

A perfect gift for any kitchen. Burlap covered top. Measuring House rack comes complete with a set of measuring cups and a set of measuring spoons. Colorful fruit at bottom. App. 1 7/8"x12"x1 3/4". Money back guarantee. Rush your order now, we give FREE Bonus Gfts. (Free set of Salt and Pepper shakers) Only \$5.95; add 75¢ Shipping and Handling. Fred M. Parsons, Route 1, Box 407, A tavitia, Virginia 24517

**BASEMENT TOILET**

**FLUSHES UP**  
to sewer or septic tank  
no digging up floors.



WRITE... McPHERSON, INC.  
BOX 15133 TAMPA, FLA. 33614



**TALKING TOILET**

Wildest party idea of the year. When a guest sits on your "john" seat, a deep voice says "Hey! I'm working down here," or "Move over you're blocking the light," or some other embarrassing comment. Battery operated unit is hidden from view when in use. The sound tape speaks out whenever there is pressure on the seat. \$5.00 plus 75¢ mailing.

**THE GAME ROOM**  
P. O. Box 1816, Washington, D.C. 20013



### Antiques Journal

If you're a "PIAC" (person interested in antiques and collectibles), this fact-packed magazine will pique your interest, whether for reasons of investment, decorating or pleasure. Full of articles, information and ads. 1-yr. sub. (12 issues), \$6. The Antiques Journal, Box 1046-JD, Dubuque, Iowa 52001.

continued



### GIANT PAPER CLIP

World's largest paper clip holds mail and memos; keeps your desk organized and important papers from going astray. Does double duty as a paper-weight too. Gold metal clip is an exact replica of the "little one", except it's 8" tall and 2" wide. A conversation piece gift for fellow-workers. Orders shipped immediately upon receipt.

\$1.98 each plus 40¢ postage.  
**FERRY HOUSE** Dept. AH-121  
 Briarcliff Manor, N.Y. 10510



### COMFORT CUSHION

New **TWIN-REST SEAT CUSHION** gives blessed relief to sensitive areas. Fights fatigue and soreness. Avoids side-rocking and maintains balance because each half inflates separately with contact-free center space. Unlike embarrassing "ring cushions", it fully supports each thigh independently. Deflates for travel. Ideal for car, home, office, sports, wheelchair. Handsome vinyl 16x17" - \$5.49. Green percale zipper cover - \$1.59 extra. We pay postage & ship in 6 hours. NJ residents add 5% tax. Send check to:

**Better Sleep Inc.** BOX AB  
 New Providence, New Jersey 07974  
**MONEY BACK GUARANTEE**

### FURNISHED IN EARLY AMERICAN?

Send 25¢ For Famous Sturbridge Catalogue "1,000 Pictures of Basic Items For Furnishing An Early American Home"

Everything in Early American. All by mail at modest prices. Money-Back Guarantee even includes shpg. chgs.



**STURBRIDGE YANKEE WORKSHOP**  
 The Nation's Center for Early American

4121 Brimfield Turnpike, Sturbridge, Mass. 01566

# NOW EVERYBODY CAN BUY THEIR OWN EXTRA PHONE WITH NO RENTAL CHARGE AT ALL ON SALE—NOW ONLY 9<sup>95</sup>

Complete with 4-PRONG PLUG, RINGER, REGULAR CORD  
**Just plug it in! Nothing else to buy!**

These well made top brand name standard dial phones are completely reconditioned. Each is ready to use. Great as that extra phone in office, den, kitchen, bedroom, etc., and it costs you less to own it yourself than one year's rent.



#BS1

### COLOR PHONES with Bell

Available in Red, Blue, Green, Yellow, White, Beige, Ivory, Pink, Black, Gold



#302

\$16.95

### ANTIQUE CRADLE (Vintage 1928)

#202

Colored Phone; Green, Yellow, White, Beige, Blue, Red, Pink, Gold, Ivory



\$23.95

### HANGER PHONE

With Dial \$19.95

No Dial \$12.95  
 Black Only



#211

### COLOR WALL PHONES

White, Beige, Ivory, Green, Red, Blue, Black, Pink, Yellow.

\$22.95

includes bell #354



#909

### ERICAPHONE

The phone with the dial on the bottom. Lift, it is ready to dial or answer. Red, Ivory, Beige, White, Blue, Green, Yellow. With Buzzer—\$49.95. With Tweeter—\$59.95.

### MODERN STANDARD COLOR PHONES \$23.95

Green Blue, Pink, White, Ivory, Red, Beige, Green, Yellow, Black with Bell.



#1543

### FRENCH CRADLE PHONE

From Milady's boudoir. In Ivory, Black, or Brass complete with bell and plug-in.

#818

\$59.95



WRITE FOR FREE CATALOG

Enclose Check or Money Order—No C.O.D.'s

**GRANDCOM, INC., Dept. AH 12**  
 1152 Sixth Avenue, New York, N.Y. 10036

Send me style # \_\_\_\_\_  
 Total Enclosed \$ \_\_\_\_\_  
 Add \$1.50 shipping charges per phone and tax if any.  
 Name \_\_\_\_\_  
 Address \_\_\_\_\_  
 City \_\_\_\_\_ State \_\_\_\_\_ Zip \_\_\_\_\_

### Men's Thermal-lined RED SUEDE GLOVES

For sub-zero wear, warm, dry, comfortable gloves of red deerskin suede with thermal-knit lining. For all outdoor work and play. Men's sizes S, M, L \$4.95 p/d.

Free Catalog  
**DEERSKIN**

TRADING POST  
 Dept J, 119 Foster St.,  
 Peabody, Mass. 01960



Zip Code Required!

### ONLY \$8 PER CARAT FINE CUT — 58 FACETS PURE WHITE • FLAWLESS

STRONGITE is a hard synthetic stone, at a fraction of the cost of a diamond. STRONGITE's hardness enables us to offer an UNCONDITIONAL LIFETIME GUARANTEE in writing against scratching & chipping. All shapes & sizes

up to 20 carat. Easy payment plan. Money-back Guarantee within 10 days. Send no money.

Write for **FREE BROCHURE** with settings for men and women  
**THE STRONGITE CO.** Dept. 44A, 2 W. 47th St., New York, N.Y. 10036



### LIFETIME POCKET SCREWDRIVER

Handiest gadget ever! Only 2 in. long, fits on his or her keychain... ready to open lids & lighters, fix motors, etc. 1001 uses! So smartly engrave owner's initials. Guaranteed forever, made of solid gleaming Stainless Steel. Full price \$3.00 each. Money back if not delighted. We ship in 2 days. Mail to: Elgin Engraving Co., 6149 South St., Dundee, Illinois 60118.



### FRANKLIN STOVES

Inexpensive to operate and comfortable to use. These stoves lend enchantment to interiors, old and new. Provides more heat and all the cheer of an open fireplace. Charcoal broiling-cooking convenience. Supplied in stove black finish and gleaming porcelain enamel. Also manufacturers of cast iron modern and old ranges, stoves and furnaces. Send for information. Write Dept. "A.R.F."

**PORTLAND STOVE FOUNDRY CO.,**  
 Portland, Maine 04104



### COUNTRY CHARM

with Bleached and Unbleached Muslin



... pillow shams, dust ruffles and canopy covers in the crisp, fresh tradition of Colonial New England. Write for brochure showing full line of Country Curtains in many sizes and fabrics. Please add 50¢ to each order for handling. Send check or money order, no C.O.D.'s please.  
**DUST RUFFLES** Twin or full size spring top style, double fullness with 2" hem.  
 UNBLEACHED, drop lengths 15", 20", 25" 10.00 ea.  
 BLEACHED, drop lengths 15", 20", 25" 12.00 ea.  
**PILLOW SHAMS** 18"x26" with 2" ruffle.  
 UNBLEACHED 3.00 ea. BLEACHED 4.00 ea.  
**CANOPY COVERS** 10" ruffle, double fullness, 1" hem. Fits standard single and double bed canopy frame.  
 UNBLEACHED single and double 12.00 ea.  
 BLEACHED single and double 14.00 ea.  
 Mass. Res. add 3% sales tax.

### COUNTRY CURTAINS

At the Red Lion Inn  
**STOCKBRIDGE, MASS. 01262 DEPT. 127**

### SELF-CONFIDENCE BEING A VIRTUE WE ADMIRE . . .

... though I walk through the valley of the shadow of death I shall fear no evil: for I am the meaneast s-o-b in the valley.

We like the spirit of this Poster! The perfect gift for all with a sense of humor. 18" x 15". Black printing on golden-rod or blue paper. Specify color.

. . . \$1.50 plus 25¢ postage.

**WEST-BERG ENTERPRISES, LTD.**  
 2842 E. SERENDIPITY CR.,  
 DEPT. 312  
 COLORADO SPRINGS, COLORADO 80917


# DECORATE DECORATE

beautifully at half the cost!  
New booklet tells "how to"  
with PLEXIGLAS® acrylic sheet

Our new colorful booklet shows how you can make transparent "see-through" furnishings with tough Plexiglas—at about ½ the cost of buying them ready-made—40 projects including lamps, cubes, wine rack, tables, kitchen accessories—Illustrated, easy to follow instructions.

Also use Plexiglas to replace broken glass—it's approved safety glazing material.

Projects shown: Magazine Rack, Transparent Dust Cover, Wine Rack, Picture Holder, Cube



SEND 25¢ FOR POSTAGE AND HANDLING TO: ROHM AND HAAS COMPANY, BOX 9860 PHILADELPHIA, PA. 19140



## HOME DISPLAY CASES

PROTECT - BEAUTIFY  
DOLLS • CHINA • MODELS  
TROPHIES • SILVER  
COLLECTOR'S ITEMS • GEMS  
CLOCKS • WEDDING FIGURES  
ANTIQUES • KEEPSAKES  
FIGURINES • ART OBJECTS

Stock Sizes			
W	L	H	
5	5	7	\$ 9.50
5	5	11	12.50
6	6	9	12.50
6	6	14	16.50
6	12	6	13.50
7	7	11	16.50
7	7	16	22.50
7	15	7	21.50
8	8	14	23.50
8	8	20	30.50

PROTECT YOUR VALUABLES from accidents and pets.

BEAUTIFUL CASES! Sparkling acrylic—clearer and 1.5 times stronger than glass (like jet airplane windows). Complements any decor. ENDS TIRESOME DUSTING

of those delicate things. ANY SIZE YOU WANT

Send measurements for FREE quote. We custom-build at factory prices. ORDER NOW FROM:

**CASECRAFT**

Dept. 3C, Box 155, Lemon Grove, Calif. 92045



## Personalize your stitchery

Your creations deserve the stylish finishing of these woven rayon taffeta labels: sew into dresses, knitted items, etc. Background is eggshell with harmonizing brown and red trim. Name imprinted to match. Specify choice of label and your name (print clearly). 15/\$1.25; 45/\$2.25; or 60/\$2.75 ppd.

**HOLIDAY GIFTS**

Dept. 612-B, 7047 Pecos St., Denver, Colo. 80221

## PERSIAN PILLOW To Stitch



Elegant, exotic and exciting, here's a needlepoint sofa or floor pillow to showcase your creativity. The bold, geometric designs are worked in rich shades of orange, green, purple, red, white and gold. Kit includes 10-mesh needlepoint canvas, tapestry yarn to work design and background, needle and instructions. Size 20" x 20". \$15.95 plus \$1 postage.

Send 25¢ For Our Exciting Art Needlecraft Catalog

**The Stitchery**

Dept. AH812  
Wellesley Hills  
Mass 02181

Both fun and decorative with a huge appetite for wastepaper, soiled clothing, toys or needlework. Handwoven with marbled eyes, 19" high, 16" wide, \$15.95 plus \$2.00 postage. Painted add \$3.00. Available in white, yellow, green, blue, orange, or pink. Immediate delivery.

**RATTAN FROG**



Send 25¢ for Catalog

Visit Our Warehouse Showroom  
**FRAN'S BASKET HOUSE**  
89 W. Main St., Dept. AH-12  
Rockaway, N.J. 07866

## INDIAN-LINCOLN CENTS

By The Pound!

I'm selling my trunkful from the 1860's thru 1930's  
One pound.....\$10  
Bag of 20.....\$2

**MRS. PENNY FISCHER**  
Box 1778-J, Encino, Calif. 91316

## STATEMENT OF OWNERSHIP, MANAGEMENT AND CIRCULATION

(Act of August 12, 1970: Section 3685, Title 39, United States Code)

- Title of Publication: American Home.
- Date of filing: September 29, 1971.
- Frequency of issue: Monthly.
- Location of the known office of publication: 641 Lexington Avenue, New York, New York 10022.
- Location of the headquarters or general business offices of the publishers: Same as above.
- Names and addresses of publisher, editor and managing editor:  
Publisher: John F. Dunn, Wyckoff, New Jersey.  
Editor: Fred R. Smith, New York, New York.  
Managing Editor: Betty Klarner, New York, New York.
- Owner (If owned by a corporation, its name and address must be stated and also immediately thereunder the names and addresses of stockholders owning or holding 1 percent or more of total amount of stock. If not owned by a corporation, the names and addresses of individual owners must be given. If owned by a partnership or other unincorporated firm, its name and address, as well as that

of each individual, must be given.)  
Downe Publishing, Inc., 641 Lexington Avenue, New York, New York 10022.  
Downe Communications, Inc., 641 Lexington Avenue, New York, New York 10022.

8. Known bondholders, mortgagees and other security holders owning or holding 1 percent or more of total amount of bonds, mortgages or other securities: None.

9. For Optional Completion by Publishers mailing at the Regular Rates (Section 132.121, Postal Service Manual): 39 U.S.C. 3626 provides in pertinent part: "No person who would have been entitled to mail matter under former section 4359 of this title shall mail such matter at the rates provided under this subsection unless he files annually with the Postal Service a written request for permission to mail matter at such rates." In accordance with the provisions of this statute, I hereby request permission to mail the publication named in item 1 at the reduced postage rates presently authorized by 39 U.S.C. 3626. John F. Dunn, Publisher.


	Average No. Copies Each Issue During Preceding 12 Months*	Actual No. of Copies of Single Issue Published Nearest to Filing Date**
10. Extent of Circulation		
A. Total No. Copies Printed (Net Press Run)	4,066,305	4,077,429
B. Paid Circulation		
1. Sales Through Dealers and Carriers, Street Vendors and Counter Sales	286,833	275,000
2. Mail Subscriptions	3,383,690	3,383,362
C. Total Paid Circulation	3,670,523	3,658,362
D. Free Distribution by Mail, Carrier or other means		
1. Samples, Complimentary, and Other Free Copies	125,639	108,699
2. Copies Distributed to News Agents, but not sold.	228,590	245,947
E. Total Distribution (Sum of C and D)	4,024,671	4,013,008
F. Office Use, Left-over, Unaccounted, Spoiled After Printing	41,634	64,421
G. Total (Sum of E and F—should equal net press run in A)	4,066,305	4,077,429

\* July 1970 to June 1971

\*\* June 1971

I certify that the statements made by me above are correct and complete.

Downe Publishing, Inc., John F. Dunn, Publisher



## Under-shelf opener

No more banging on tricky bottle tops with this handy jar opener with notched steel edges to tackle any difficult twist job! Just install it under shelf or cupboard—ready to do its strong, silent work. \$1.98 plus 20¢ postage. Anthony Enterprises, Dept. AH-12, 585 Market St., San Francisco, Calif. 94105.

continued

## KITTY A-GO-GO



Practical-Sanitary-Private. Fits over any litter tray to hide the ugly litter pan and the ever-present mess. Gives kitty the privacy she deserves at the same time. Heavy fibre-board of water-repellent construction. 22" x 17" x 14½". Shaped like a barn with multi-colors.

\$3.95 plus 75¢ P & H. Ill. residents add 5% tax.

Gift Catalog 25¢

**HOUSE OF MINNEL**

Deerpath Rd., Dept. 1121, Batavia, Ill. 60510

## Isn't It Time You Planned To MAKE YOUR WILL?

Why delay? Get 4 WILL FORMS and complete 64-pg. booklet, "How to Make Wills and How to Break Them", written by an attorney. Just send \$1.50 to Legal Forms Company Dept. 146, 1830 Guardian Bldg., Detroit, Mich. 48226.

# EUROPEAN WOMEN HOLD THE SECRET TO

# A GORGEOUS NEW INCREASED BUSTLINE MEASUREMENT!

## THE CAMPASINA PLAN\*™ IS YOURS FREE FOR THREE FULL WEEKS!

An amazing product has been made and you can benefit from it within 3 short weeks! Have you ever seen an unalluring European farm girl? For centuries, these lovely country lasses have been developing into naturally voluptuous beauties without the aid of any artificial preparations or devices. And what these farm girls have been doing naturally, Campasina\* can now do for you!

Only recently—far better late than never at all—this natural yet highly effective principle was re-discovered and brought to this country. For just \$4.95, this wonderful new Campasina Plan\* can be yours, complete. Nothing more to buy.

### HOW DOES IT WORK?

The Campasina Plan\* employs a simple, effective exercise device that works directly on the pectoralis major muscles of your chest, strengthening and firming these vital muscles to actually increase your bustline measurement, significantly, within just a few short weeks.

### BE THE CENTER OF ATTENTION!

Surely you've admired women who have full bustlines, everyone does. Clothes seem to fit them better, dresses look more fashionable, more flattering. Now, with the Campasina Plan\* you may become one of these envied women with "a great figure" and lead a life full of compliments, enjoying new self confidence because your figure is as appealing and as attractive as it can be. There's no longer any reason for you to miss out on the fun. Realize the full potential of your figure today!

### OVER 100,000 SATISFIED OWNERS!

During the short time Campasina\* has been on the market, women throughout the U.S.A. have been delighted with their increased bustline measurements. The degree of effectiveness will vary among individuals, of course, depending upon physical factors and objectives. It is therefore impossible to assure that it will work for every woman. However, we have received such enthusiastic reports from so many happy owners so far, we are prepared to offer you a complete refund if Campasina\* does not fulfill your every expectation.

#### MONEY-BACK GUARANTEE

If, within 3 weeks, the exciting new Campasina\* does not live up to your every hope, or if you do not see a significant increase in your bustline measurement during that time, simply return your Campasina\* for a 100% refund, no questions asked.

### FREE 3-WEEK HOME TRIAL!

MAIL  
TO: **GLAMOUR PLAN**, Dept. BD-849  
P.O. BOX 7643, VAN NUYS, CALIF. 91409

Please send one complete Campasina Plan\* in a plain wrapper. Enclosed with this coupon is a check, cash or money order for \$4.95 plus .55 for postage and handling—a total of \$5.50. I understand if I am not satisfied during the 3 week trial period, I may return my Campasina\* for a complete refund.

Name \_\_\_\_\_

Address \_\_\_\_\_

City \_\_\_\_\_ State \_\_\_\_\_ Zip \_\_\_\_\_

For rush order, please enclose 50¢ extra.

\*KNOWN AND SOLD IN THIS COUNTRY AS THE GLAMOUR PLAN



# Hot off the Press!



1972 CATALOG  
FROM NORTH  
AMERICA'S  
FAMOUS SEED  
SPECIALISTS  
160 Pages  
Featuring  
1300 Varieties  
of  
FLOWER & VEGETABLE SEED

The ultimate Gardeners Guide to the best European & Canadian strains — now available in U.S.A.

Catalogs will be limited to regular customers or to gardeners who request a Free copy. Loaded with professional advice! Avoid the Xmas rush.

SEND A POSTCARD FOR  
YOUR COPY TODAY!

**STOKES SEEDS, INC.**

737 MAIN ST., BOX 548, BUFFALO, N.Y. 14240

## I WANT EVERY READER of this Paper to have my big red EARLIANA TOMATO



### "KING OF THE EARLIES"

Big solid, scarlet fruit, disease resistant, heavy yielder. Ideal for table or canning. Send 15c for big packet or 25c for 2 packets and copy of Seed and Nursery Catalog. **FREE**

**R. H. SHUMWAY SEEDSMAN**  
Dept. 300 ROCKFORD, ILLINOIS 61101



### PROUD OF YOUR DOOR?

Let us beautify and identify your door or doorknob with this impressive 5 in. solid brass engraved nameplate. Your name smartly engraved in script. Money back if not delighted. Solid brass screws included. FULL PRICE \$4.00 each. Sorry, no COD's. We ship in 2 days. Mail to ELGIN ENGRAVING CO., 6149 SOUTH ST., DUNDEE, ILLINOIS 60118

### ADJUSTABLE T.V. POLES

Hold your portable T.V. right where you want it without awkward tables or stands. Takes any width, up to 14" deep, 17" high. Black decorator pole has spring tension rod to adjust to 7½ to 8½ ft. ceiling heights. Can be set up in Hi or Low position. Hi position is great for reclining watchers!

Made in U.S.A.

**\$12.95**  
Ppd.

We ship in 24 hrs.  
Extension for higher ceiling,  
add \$1.00

Write for FREE catalog

**Holiday Gifts**

Dept. 612-A  
7047 Pecos Street  
Denver, Colo. 80221

### CURTAIN CHARM

With Ruffled  
Unbleached Muslin

**Tieback**  
45", 54", 63"  
72" long..... 5.00 pr.  
81", 90" long..... 5.50 pr.

**Tiers**  
20", 25", 30", 36"  
40" long..... 3.50 pr.  
2 pair to window  
as shown 7.00  
(All pairs 70" wide)

**Matching Valance**  
11" x 70"..... 1.75  
Please add 50¢ to each order  
for handling

Order these UN-  
BLEACHED MUS-  
LIN curtains with all the original New England  
simplicity, warmth, and handmade look for every  
room in the house. Practical, long-wearing, these off-  
white muslin curtains will retain their crisp appear-  
ance with a minimum of care.

Satisfaction guaranteed. Check or money order, No  
COD's please. Write for brochure showing full line of  
curtains in many styles and fabrics. Mass. res. add 3%  
sales tax.

### COUNTRY CURTAINS

At the Red Lion Inn  
STOCKBRIDGE, MASS. 01262 DEPT. 121

### CORNER HAMPER TABLE


Solve those laundry problems with this fine piece of furniture, smartly designed to hug any corner of a room. Open the big, hand-somely louvered tilt-front, pop the family washin removable inner basket that totes with you on wash day.



Drawer for guest supplies. Top spotlights lamp, accessories. 30H 28W 19½D. Pine, in honey tone or maple, antique pine or walnut finish: \$34.95. KIT: \$23.95. Exp. Col.

SEND 25¢ FOR 76-PG. COLOR CATALOG, 1200 ITEMS

Include Zip Dept. A12-1A  
Not Sold In Stores North Conway, N.H. 03860  
Money Back Guarantee



### NEARSIGHTED?

No more glasses to wear! Latest discoveries! Eye training course will improve your vision. Are your eyes worth \$3.95? Mail cheque to:

GROSSI, Box 1061-PT, Postal Station "A"  
Toronto 1, Ont., Canada

GUARANTEE: Results within ten days or  
your money back.

### FARSIGHTED?




**BOTTLE CUTTER KIT**—Turns old bottles into distinctive glasses in minutes. Also makes lamps, goblets, vases, etc. Takes any jar or bottle with smooth, round surface of 2" diam. and up. Adjustable for varied heights. Includes everything for perfect cuts—smoothing edges, full instructions and many ideas. Just \$10.95 plus 85¢ postage.

New 72 page gift catalog—25¢

**Suburbia, Inc.**


Mail Shopping Service

366 Wacouta, Dept. 107, St. Paul, Minn. 55101




### Join the fashion ring

And wear stunning sterling silver rings that go with any costume. Lovely alone or wear all. Genuine turquoise in sizes 5 to 9, \$6.50; wide band, sizes 5-11, \$6.50; snake, adjustable, \$3.50. Free catalog of other goodies available. Desert House, Dept. AH-303, Box 11114, Albuquerque, N.M. 87112.



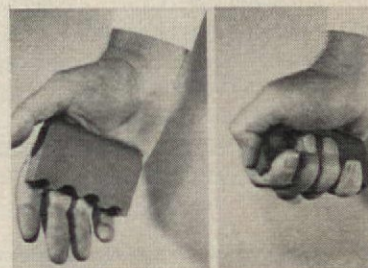
### Spotted for needlepoint!

Make this stunning leopard belt to bag a fashion winner! Finishes 2¼ in. wide; up to 33 in. long. Kit: canvas; tapestry yarns in gold, brown and black; black buckle; gold suede backing; needle and instructions. \$4.95 plus 45¢ postage. The Stitchery, Dept. AH-12, Wellesley Hills, Mass. 02181.



### Old Heritage flatware


This heavy stainless steel set is painless to keep in tip top condition! Its fiddle-back antique coin silver design in beautiful velvety satin finish flatters any dining table. 50-piece service for 8 includes 16 teaspoons and 2 serving spoons. \$19.95. Seth & Jed, Dept. A-12, Great Barrington, Mass. 01230.



### Handy exerciser

Muscle toner is an excellent way to firm up and strengthen hand and arm muscles. Made of firm resilient rubber, it fits into palm and allows spaces for fingers to grab-and-release easily. \$1.98 plus 15¢ shipping. Anthony Enterprises, Dept. AH-12, 585 Market St., San Francisco, Calif. 94105.





### Nifty nostalgia

Burma-Shave signs were the joy of riders "zooming" on roads at 30 mph many years ago. "Verse by the Side of the Road" is the story of these famous signs and jingles that made auto travel special. Hardbound and handsome. \$4.95. Holiday Gifts, Dept. 612-G, 7047 Pecos St., Denver, Colo. 80221.

continued

# 3 catalogs FREE

PARK, SPRING HILL, STARK BROS.

Now, with one easy step, get 3 beautiful 1972 catalogs from 3 famous nursery and seed houses



The sooner you act the sooner these big, exciting books will be in your hands.

Again this year, three of America's finest seed houses and nurseries have cooperated to make it easier to obtain their beautiful 1972 catalogs. Use the coupon at right and the three catalogs will soon be in your hands. One easy step does the entire job. A world of gardening pleasure awaits you. In these catalogs is described just about everything that grows... seeds, trees, bulbs, evergreens, roses, fruit of all kinds, perennials, everything. There are old favorites... new varieties... unusual and rare offerings. And each item is backed by the integrity and reputation of the company making the offer. There's no cost or obligation... just delightful hours of catalog shopping. So don't delay! Mail coupon today.

Cooperative Mailing Service  
P.O. Box 817  
Greenwood 97, South Carolina 29646

MAIL TODAY

Please send me at no cost or obligation, the 1972 catalogs checked below:

Park Seed  Spring Hill  Stark Bros.

Name \_\_\_\_\_

Address \_\_\_\_\_

City \_\_\_\_\_

State \_\_\_\_\_

Zip \_\_\_\_\_



### Auto Perch Pleases Pet, Makes Driving Safer

Ready to hang on car-seat back. Puts your pet up where it can see without jumping on driver's arm. Ends "hairy" seats, smudged windows. Guards pet against sudden stops.

Comfortably carpeted, adjustable to best height, level. Metal coated in soft beige vinyl. Satisfaction or money back.

14" x 18", \$13.98 plus 90c postage

**GARRETT'S**

Box 8415-71

Dallas, Texas 75205



### ADDRESS LABELS with NICE DESIGNS

Any Initial, American Flag, Pine, Gull, Palm, Roadrunner, Saguaro, Rose. [Also available are Texas Flag, Maple Tree, Treble Clef, or Palette.] Up to 20 letters per line, 4 lines. Printed in black on white or gold gummed labels 1 1/2 x 2 1/2. Packed in neat plastic box. 500 on white or 250 on gold for \$2 ppd. Or on DELUXE SIZE, 1 3/4 x 2 1/4 for \$3 ppd. Specify Initial or Design desired. Via air, add 33¢ per order. Bruce Boland, 1612 Boland Bldg., Boulder, Colo. 80302. Thank you kindly!



## SALE

ELECTRONIC PHONE AMPLIFIER

Reg. \$11.98

NOW \$9.98

Add 45¢ Post.

Never hold a phone again! Simply rest phone receiver on our telephone amplifier and you can hear and speak from anywhere in the room. It permits 2 way conversation with everyone present. Ideal for business conferences, family gatherings, persons with impaired hearing, arthritis. No installation. Operates on standard battery (included). Has volume control.

Same Day Shipment  
MONEY BACK IF NOT DELIGHTED

**HARRIET CARTER** Dept. AH-7002  
Plymouth Meeting, Pa. 19462

# HAWAIIAN

1972 Calendar A perfect gift item

Beautiful, colorful scenic pictures  
Authentic — in Hawaiian  
and English languages

Full calendar size 17" x 11"

\$1.75 each or three for \$4.95

Mailed promptly —  
we pay postage.

Send check or money order to Hawaiian Calendars,  
Dept. AH, P. O. Box 10431, Honolulu, Hawaii 96816

## BLOW YOURSELF UP TO POSTER SIZE

Friends, relatives, babies, pets & cars, all make great giant Photo Posters. A great gift or gag idea. Ideal room decoration... Perfect for parties. Send any b&w or color photo, polaroid print, cartoon or magazine photo. For slides and negatives add \$1.00 per poster. Better originals produce better posters. Giant b&w poster mailed in tube.



2 x 3 FT \$2.95

1 1/2 FT x 2 FT \$2.50

3 FT x 4 FT \$7.50

**RUSH SERVICE** orders shipped in 1 day by first class mail. Add \$2 per poster ordered.

Your original returned undamaged. Add 50c for postage and handling for EACH item ordered. N.Y. residents add sales tax. Send check, cash or M.O. (No C.O.D.) to:

**PHOTO POSTER** Dept. AH1271, 210 E. 23 St., N.Y. 10010



### 4 DRAWER CHEST WITH A TAPESTRY LOOK

So rich in color and detail it looks like plush woolen yarn. A combination of old world tapestry and deep tone colors of today appealing to everyone. Made of heavy cardboard. 25 1/2" x 19" x 15". \$10.95 PPD

**GRAHAM'S of FLORIDA**

3273 N. DIXIE HWY, AH 11, FT. LAUDERDALE, FL. 33308

INTERESTED IN ANTIQUES and COLLECTIBLES? Subscribe to....



the

ANTIQUES JOURNAL

The Illustrated Magazine of Antiques

This fact filled, beautifully illustrated magazine throughout the year contains articles on art & colored glass, dolls, banks, chinaware, clocks, bottles and many other types of antiques & collectibles. It also tells how to know antiques, how to identify, to decorate and use antiques in your home.

**SUBSCRIBE TODAY** 12 issues per year. Only \$6, remit with order, satisfaction guaranteed.

Name \_\_\_\_\_

Address \_\_\_\_\_

City \_\_\_\_\_

State \_\_\_\_\_ Zip \_\_\_\_\_

**THE ANTIQUES JOURNAL**

P.O. Box 1046AH12, Dubuque, Iowa 52001

# Mail me.

Conn Organ Corporation  
616 Enterprise Dr.  
Oak Brook, Illinois 60521

Please send me your free record that demonstrates how even a beginner can play a Conn Organ in 5 minutes.


Name \_\_\_\_\_  
Address \_\_\_\_\_  
City \_\_\_\_\_  
State \_\_\_\_\_ Zip \_\_\_\_\_ AM 12

# Play me.



**CONN ORGAN**

Division of C.G. Conn, Ltd. A CCM Company



### Snoopy, who else

The world's favorite flyer is off again to tug at your heart as he clutches at your cuffs. Right! He's now a pair of cuff links in 14K gold-plated metal. White with black detail, red helmet. \$4. Tie tac, \$3. Add 25¢ for postage. Holiday Gifts, Dept. 612-E, 7047 Pecos St., Denver, Colo. 80221.



### Prussian helmet kit

Your favorite "general" will have fun putting this easy-to-do kit together to make a classic military helmet. Includes brass spike and shield, ornamentation, leather strap, etc. Ideal for collectors, too. Full-size. \$9.95 plus 50¢ postage. World Arts, Dept. AH-12, Box 577-A, Wilmington, Calif. 90744.



### Giant seasoner set

Pretty and practical is this colorful pepper mill and salt shaker set with see-through glass to tell when it's filling time. Tops and bases in choice of spicy red, orange, or blue. Pepper mill has adjustable grind. Set, \$8.95. Add 50¢ west of Miss. Seth and Jed, AH-12, Great Barrington, Mass. 01230.



### Where, oh where

Has your little dog or cat gone? No fear—ID Tag for pets prevents loss and helps assure a safe return. Stain-less steel, tag's embossed with pet's name, your name, address and phone number (specify). \$1. West-Berg Enterprises, AH-12, P.O. Box 4177, Colorado Springs, Colo. 80909.



### Dance, ballerina, dance

Flouncy and frothy ballerina skirt delights any little girl as she twirls into a musical, magical world. Pink satin top is glitter trimmed; skirt, a cloud of yards of pink net. Stretch back expands. Sizes 4, 6, 7, 8, 10, 12, 14. \$5.95 plus 75¢ post. House of Minnel, 1121-A, Deerpath Rd., Batavia, Ill. 60510.



### No fuss for fido

And no mess for you! Chemically odor-breaking mat attracts dog for easy house-breaking. Detachable pole and 18-in. sq. holder easy to wash. Mats disposable. With 2 months' supply of mats, \$4.98. With 6 months', \$6.98. Pole, add 50¢. G & G Research, AH-12, Box 8395, Dallas, Tex. 75205.



# Nature's pep pill

**P**ills are polished. Sun-Maid® Raisins are wrinkled and marvelously sweet. They taste like a treat, but every handful gives you a little spurt of natural energy—to help you through a mid-morning lag or afternoon let-down. Tuck the Sun-Maid snack boxes into a purse or lunchbox, for a nod to Mother Nature. She gave Sun-Maid the best upbringing a food ever had.

FRESH ENERGY FROM SUN-MAID

# How to get a paper cup to save your kid's appetite

The appetite stealers are all around you. Goopy, sticky, crunchy things that tempt a kid right before dinner. Creamy, heavy, snacky things that come between a kid and his peas and carrots.

Well, you're no longer helpless against the appetite stealers. Now there is a new way to prepare an old favorite—the snack that makes kids happy without making them full.

**1. Cut out the clean-up.** Mix Jell-O® Brand Gelatin as usual, but pour it into paper cups to gel. The kid will be happy because it's Jell-O. You'll be happy because you won't have to serve it, or clean up after it.

**2. Keep the jiggle alive.** Jell-O normally stays moist and jiggly for five days. But an extra ¼ cup of water per 3 oz. package, and some plastic wrap keep it fresh for a week or more.

**3. Make it the easy way.** Anytime you boil water for tea or instant coffee, add another cup to the pot and use it for Jell-O.

**4. Do two things at once.** Fix an extra box for snacks when you make Jell-O desserts. At less than 4¢ a serving, even the cost is lighter.

**5. Keep it interesting.** Kids never get tired of Jell-O anyway. But a topping of fruits, marshmallows, or coconut shreds will make it brand new every week.

**6. Make it today.** So a paper cup and Jell-O can save your kid's appetite tonight.





Seminole  
Florida  
Judges  
selected by  
**Linton Den oorge**  
presented by  
**I baker & Son L.c.**  
224 Lexington Ave. New York, N.Y.  
February 1971

ZLRC

The perfect match. It's not easy to find the right frame for the right picture.

But she'll find it. She's that way. Her cigarette? Nothing short of Viceroy Longs. It's a matter of taste.

Viceroy Longs give you all the taste, all the time.



Warning: The Surgeon General Has Determined That Cigarette Smoking Is Dangerous to Your Health

18 mg. "tar," 1.3 mg. nicotine av. per cigarette, FTC Report Aug. 71.

© 1971, BROWN & WILLIAMSON TOBACCO CORP.