

The AMERICAN HOME 10¢



AUGUST 1940

SUMMER PARTIES :: AMUSING GAMES

D 28561 L
MR C ROTHWELL
1351 JASMINE
DENVER COLO

IZES

food for thought


CANNON MAKES SUCH PRETTY TOWELS! Weaving them for *last* beauty. Always thinking up ideas for your "best" towels . . . for all the rest too! More than fifteen colors and combinations. Plan your new bathroom right at the Cannon towel counter.


AND LOOK BENEATH THE LITTLE LOOPS! Basically, Cannon towels are good, sound, solid bath towels . . . no wonder they last! Part the long, close, fluffy loops (that absorb so perfectly) and you'll see the solid underweave. The fabric is firm, selvages strong, colors unfading.



THEY COST SO LITTLE! Cannon makes so many towels . . . in the largest towel mills in the entire world . . . that they can give you a wider variety of styles and better values all the way from 25c to \$2. Test it out next time you buy!

AND YOU CAN GET MATCHED SETS! —in heavenly shades like this Rose Cannon bath towel, face towel and wash cloth at the right with a downy soft, tufted texture bath mat. And all Cannon towels match up to your demand for good towel service.




Cannon Towels




NEW! Cannon hosiery now comes in the new **NYLON** as well as **Pure Silk**. Ask for Cannon stockings at your favorite store.
CANNON TOWELS • CANNON SHEETS • CANNON HOSE

"You must do something
about that pesky furnace"



FOR BETTER HEATING AT LOWER COST

...TURN TO



FOR RADIATOR HEAT WITH OIL

G-E Oil Furnace (for steam, hot water or vapor) gives you the most economical heat. Owners report fuel savings of 25% to 50%! Summer and winter, the G-E Oil Furnace supplies abundant hot water automatically, at low cost.



FOR YOUR PRESENT HEATING PLANT

G-E Oil Burner can be installed in your present furnace in one day, whether you have radiator or warm air heat. Costs surprisingly little to buy and to run. It's quiet, odorless, clean, automatic.



Whether you want radiator or warm air heat, either oil or gas fired, there's a General Electric unit to give you clean, comfortable, care-free heating.




FOR SUMMER COOLING AND WINTER VENTILATION. G-E Room Cooler circulates cooled, de-humidified and filtered air in summer. In winter, it gives you controlled ventilation of fresh, filtered air. G-E also offers you compact units for air conditioning your whole house.



FOR RADIATOR HEAT WITH GAS

G-E Gas Furnace (for steam, hot water or vapor) burns gas the amazingly economical G-E way. It gives you clean, comfortable heat with complete freedom from furnace drudgery.



FOR CONDITIONED WARM AIR HEAT

G-E Winter Air Conditioner (oil or gas) circulates *conditioned warm air*--filtered free of dust and humidified for your comfort and health. Summer Cooling and de-humidifying units can be added.

"SEND THE COUPON
TO G-E, PLEASE!"




GENERAL ELECTRIC

Get full details from your local G-E distributor (see Classified Telephone Directory under Air Conditioning, Oil Burners or Gas Furnaces) or send coupon.

GENERAL ELECTRIC CO., Div. 190-512, Bloomfield, N. J.
Please send me literature on G-E Oil Furnace for radiator heat; Oil Winter Air Conditioner for warm air heat; Oil Burner for my present furnace; Gas Furnace for radiator heat; Gas Winter Air Conditioner for warm air heat; Room Cooler; Summer Air Conditioning.

Name _____

Address _____



This charming Atlanta residence has concrete walls and first floor, and a firesafe roof. Carl E. Helfrich, architect. Hallman Bros., builder.



Home of Mrs. Charles A. Turner, Ridley Park, Pa.

Make your "dream home" come true build economically with firesafe **CONCRETE**

Check the qualities you want in *your* home, and see what concrete offers:

- **BEAUTY**—Concrete, with its many pleasing finishes, gives your home individuality whatever its style—Colonial, English, Modern.
- **COMFORT**—Concrete homes are dry and well insulated against heat and cold; free from annoying structural faults such as sagging floors.
- **PROTECTION**—Concrete is safe against fire, storms, termites and decay.
- **LASTING ECONOMY**—Concrete's first cost is low; it saves on upkeep, has high resale value. Any kind of home is better with a strong concrete foundation and first floor, and its *annual cost* will be less.

With these four big advantages, is it any wonder that 45,000 concrete homes have been built in the past four years? It's America's fastest-growing type of house construction.

HOW TO GET A CONCRETE HOME—Ask a concrete products manufacturer or concrete (cement) contractor—see 'phone book—for names of architects and builders experienced in concrete. Send for free booklet of concrete house design ideas.

PORTLAND CEMENT ASSOCIATION
Dept. A8-5, 33 W. Grand Ave., Chicago, Ill.

A national organization to improve and extend the uses of concrete . . . through scientific research and engineering field work

CONTENTS

AUGUST, 1940


VOL. XXIV, No. 3

Cover Design, Photograph in Natural Color by F. M. Demarest (See page 32)	8
The "Loving-Hands-at-Home" Contests	12
I Am Collecting Louise Hall Hollis	16
Do Come for the Week End Jane Smith	19
Blame It On the Old Horse! Harriett I. Miller	20
Building the Flower Show Exhibit Egbert Hans	22
Red, White and Blue in a Little Boy's "Stateroom" Jeannette Newman	23
In Defense of the Commonplace Ruth Muirhead Berry	24
Home of Mr. and Mrs. Lester E. Breese, Oakland, Cal. Helen Bell Grady	25
Redwood for a Hilltop Home in California Helen Bell Grady	26
A Florida Home—Spacious and Spanish	28
Adobe House Around a Patio—in Los Altos, Cal.	29
Giving the Heir the Air Edna Deu Pree Nelson	30
All in the Family Jennie Moore	30
This Business of Southern Exposure! Margaret Woodworth	31
State Flower Prints: XXVII. Missouri . Painting by Marjorie Stempel	31
XXVIII. Alabama, Kentucky and Nebraska . Painting by Natalie Harlan Davis	32
The Best Food in Town—and Fun in Your Own Back Yard	34
Play These Games in Your Own Living Room! Nina Kaye	37
Let's Give Another Travelogue Party! II. Mexico and French Canada Grace McIlvath Ellis	41
These Make Summer Entertaining Fun for Mother, Too!	42
The Bicycle Built by Fudge Frances Marsh	43
Summer Surplus Elizabeth H. Low	44
Garden Pattern Through the Ages. Part II: Modern Butler Sturtevant	[Please turn to page 6]



Gate in garden of Mrs. V. O. Holt, Norfolk, Conn.


Home of Mrs. Curtis E. Wetter, Red Bluff, Calif.




Home of Mr. and Mrs. George D. Halsey, Columbia, S. C.



Outdoor grill of Mrs. Ula M. Orabood, Los Angeles, Calif.






HE PAINTED OL' MAN RIVER

John Banvard, a descendant of the family of Ben Verdes, French refugees, was born in New York City in 1815. In 1836 he went to New Harmony, Indiana, and with several young artists assembled an exhibition of paintings which they placed upon a flatboat, suitably remodelled as a floating art gallery.

Then began their journey down the Wabash in the first "show boat," their plan being to drift down the Ohio and Mississippi to New Orleans, stopping at various towns to exhibit their art.

Reaching New Orleans, Banvard sold his interest in the project and began to make his preparations for the execution of his famous panorama of the Mississippi River, the largest painting in the world. It is said to have been three miles long, showing in faithful detail the entire shore from the mouth of the Missouri to the Gulf of Mexico, a distance of 1200 miles.

His sketches were made from a small boat and consumed 400 days in their making. He then erected a huge wooden studio in Louisville, Kentucky, where he transferred his



work to canvas, the completed painting being rolled upon upright cylinders.

On the opening night of the exhibit not a single person attended; but nothing daunted, he sallied forth the next morning handing out free tickets to river boatmen and their families. On that night the house was packed. Subsequently, 400,000 Americans paid to view the monstrous painting and, in Boston, railroads ran special trains bringing New Englanders from points one hundred miles distant and pouring \$50,000 into Banvard's purse. In 1849 he took his panorama to Europe where 600,000 Britons attended the exhibition after Queen Victoria had praised it at a private showing in Windsor Castle. After travelling for a quarter of a century, Banvard settled at Cold Spring Harbor, Long Island, where he built a magnificent palace which he named "Glenada." He died on May 16, 1891.

The Home, through its agents and brokers, is America's leading insurance protector of American Homes and the Homes of American Industry.

The HOME INSURANCE COMPANY

★ ★ ★ NEW YORK ★ ★ ★

FIRE, AUTOMOBILE AND MARINE INSURANCE

A Wad of Money

DOESN'T MAKE YOU RICH

A sure way to fatten your pocket-book is to wad money up in bunches. But folded bills buy just as much... and are lots less bulky!

Elementary? Certainly! And for just that same reason Kotex sanitary napkins are less bulky than pads made with loose, wadded fillers! Kotex is made in soft folds!

Naturally this folded center makes Kotex less bulky... less apt to chafe.



Snap your fingers at worry! For safety's sake, an improved new type of moisture-resistant material is now placed between the soft folds of every Kotex pad...

And that's not all! Kotex has flat, form-fitting ends that never show... never make ugly bulges... the way napkins with thick, stubby ends so often do!

Kotex* comes in three sizes, too! Unlike most napkins, Kotex comes in three different sizes—Super—Regular—Junior. (So you may vary the size pad to suit different days' needs.)

All 3 sizes of Kotex have soft, folded centers... flat, tapered ends... and moisture-resistant "safety panels". And all 3 sizes sell for the same low price!



FEEL its new softness
PROVE its new safety
COMPARE its new, flatter ends

"You scarcely know you're wearing it!"

*Trade Mark Reg. U. S. Pat. Off.



Terrace at "Windy Poplars," home of Dr. and Mrs. L. MacLachlan, Ottawa, Canada



Home of Mr. and Mrs. William Howard Cone, Monroe, Conn.

Home of Mrs. W. H. Lyons, Stockton, California



Home of Mrs. W. M. Gretsinger Troy, Ohio



Center: Pool of Mr. and Mrs. R. J. Drake, Cleveland, Ohio

CONTENTS, Continued from page 4

Philadelphia Remodeling	Corrie J. Cloyes	45
A Change Worth Making	Betty Dunham	46
A Woodpecker Door Knocker	Dale Van Horn	46
We Build a Garden House	Jessie M. Newlon	46
A Big Improvement for 75 Cents	Eleanor B. Green	47
The Melvin Welkes Destroy Our Cover For Melvin Welke, Jr!		47
We Added This Playhouse by Raft and Trailer!	Lois L. Gates	48
Rain on the Windowpane	Dorothy Hammer	48
Something Out of Nothing!	Myla Swan	48
We Bathe in a Barnyard!	Claire W. Callahan	49
Slat Awnings	Dale Van Horn	49
So Easy to Make	Sara Emerson	50
An Outdoor Bed That Disappears!	Polly Merriman	50
Back-Yard Studio of Miss Nell S. Hawthorne		50
Step by Step on 3 Acres	Mrs. G. H. Williamson	50
Doing Doggies	Bernice Oehler	51
Home-Made Fun	Warren E. Schmidt	52
To Help You Through the Summer		55
Outdoor Needs		67


Summer house of Mr. and Mrs. Grady W. King, Kings Mountain, N. C.



"Holly Acres," home of Mr. and Mrs. D. C. Wray, Rock Hall, Md.



Garden of Mrs. K. Naegler, New York City, N. Y.



Outdoor fireplace of Mr. and Mrs. S. G. Myers, Freeport, Long Island

Mrs. JEAN AUSTIN, Editor

CHARLOTTE E. CONWAY, Associate Editor
JULIA BOURNE, Home Economist
MARY E. MONZE, Decorating Inquiries
MARNI WOOD, Entertaining and Party Service
FREDERICK S. PEARSON, 2ND, Managing Editor
E. L. D. SEYMOUR, Horticultural Editor
W. M. MEHLHORN, Architectural Editor

Letters requesting information should be accompanied by a stamped, addressed envelope

Published monthly by The American Home Magazine Corporation. W. H. Eaton, President-Treasurer, Henry L. Jones, Vice-President, Jean Austin, Secretary, Executive, Editorial and Advertising headquarters, 444 Madison Avenue, New York. Subscription Department, 251 Fourth Avenue, N. Y. Branches for advertising only: 248 Boylston Street, Boston, Mass.; 360 North Michigan Avenue, Chicago, Ill.; A. D. McKinney, 915 Olive St., St. Louis, Mo.; W. F. Coleman, Henry Building, Seattle, Wash.; W. F. Coleman, 485 California Street, San Francisco, Calif.; W. F. Coleman, 530 West 6th Street, Los Angeles, Calif. Copyright, 1940, by The American Home Magazine Corporation. All rights reserved. Title registered in U. S. Patent Office.



Banquet for GERMS!

The bathroom floor may be a frequent source of foot Infection. Keep it hygienically clean with "Lysol"

WARM, moist bathroom floors are ideal breeding places for germs, particularly ringworm (fungus) Infection—"Athlete's Foot". Serious foot Infections may come from unclean floors. Wherever your family steps bare-foot—on floors, tiling, rubber shower mats, Turkish bath mats—you should wash with "Lysol".

"Lysol" fights germs and fungi

of disease. *So disinfect as you clean*—with "Lysol". Make it a fixed rule to add "Lysol" to the water in which you wash towels, bath mats, wash cloths—and all personal linen. Clean floors with "Lysol".

All this is doubly important where there is sickness in the house. Here are 3 steps to help combat "Athlete's Foot", and to



check its return . . . "Lysol" is powerful, efficient . . . so highly concentrated that it is still an active disinfectant even in the economical solutions mentioned in the directions. And—unlike some disinfectants—"Lysol" does not lose its germ-killing strength, no matter how often you uncork the bottle, or how long you keep the bottle in the house.

For 50 years "Lysol" has been used by thousands of doctors, nurses, clinics and hospitals.

On sale at all drug counters. Directions with every "Lysol" bottle for its many protective uses.

TO COMBAT "ATHLETE'S FOOT"



1 Soak your feet 15 minutes a day in a warm solution of "Lysol" (1 teaspoonful of "Lysol" to each qt. of water).



2 In laundering, soak socks, bath mats, towels, etc., for one hour in "Lysol" solution (1 teaspoonful to qt. of water).

3 Disinfect bathroom floors and floor mats regularly with "Lysol" solution (2½ table-spoonfuls of "Lysol" to a gallon of water).

.....Paste This Coupon On A Penny Postcard!.....

GUIDANCE FOR WIVES AND MOTHERS

LEHN & FINK PRODUCTS CORP., Dept. A.H.-408
Bloomfield, N. J., U. S. A.

Please send me the book "Lysol vs. Germs", with facts about feminine hygiene and other uses of "Lysol".

Name _____

Address _____

Copyright 1940 by Lehn & Fink Products Corp.

Lysol
Disinfectant



The AMERICAN HOME

ANNOUNCES

The "Loving-Hands-at-Home" Contests

53 PRIZES! \$1,000.00 IN ALL

NO. I - FOOD CHRISTMAS GIFTS
NO. II - "LITTLE LUXURY" GIFTS

NO. III - PAPER GIFTS
NO. IV - NEEDLEWORK GIFTS

AND 20 SPECIAL "IDEA" PRIZES!

MOST of us like the little luxuries that are just too big and beautiful for the budget. That's an accepted fact. Most of us can make these charming, original things even if we're not artists complete with studio and smock. That's not so generally believed, but we're out to prove it's true. So we're launching four contests for Christmas gifts "made by loving hands at home." By that we mean really original gifts with a personal flavor and a luxury touch—not the things so well and cheaply produced that even the most loving hands would be wasting their time making them. Get started now. Win a cash prize—there are lots of them.

CONTEST RULES:

Each entry must be an original design of the contestant.
Each entry must be made by the contestant himself or herself.
All entries must be received by September 1st, 1940. No entry will be judged before the close of the contest.
Pack entries carefully, as articles damaged in shipment obviously cannot be considered for prizes.
Attach a tag with your name and address, clearly written, to each article submitted, as well as indicating your name and address on the outside of the package.
No single article may be entered for two prizes.
Address all entries to—

Loving-Hands-at-Home Contests,
THE AMERICAN HOME,
444 Madison Avenue, New York City.

The jury will consist of the Editors of THE AMERICAN HOME.
The decision of the judges will be final.
Photographs of the winning entries with names of the winning contestants will appear in the December issue of THE AMERICAN HOME.
THE AMERICAN HOME reserves the right to publish at any time photographs of any of the entries, whether prize winners or not.
Checks in the amount of the prizes mailed on October 1st, 1940.
The contests are open to all except employees and the families of employees of THE AMERICAN HOME, and those who are professionally creating gift ideas.
While THE AMERICAN HOME will make every effort to return in good condition the articles for which full return postage is enclosed, it cannot be held responsible for any loss or damage while in THE AMERICAN HOME offices or in transit.

Contest No. I - FOOD CHRISTMAS GIFTS

Prizes: Grand Prize: \$50.00. Six prizes of \$25.00 each for runners-up.
This is to be a *single home cooked* food product (not fruit baskets, grocery baskets, etc.) The traditional plum puddings, fruit cakes, and jars of jams and jellies will not be considered in their traditional form.

If, however, they are presented in some unusual and really original form, they will be considered by the judges for a possible prize.

The *actual* product must be submitted, even though its perishable nature requires that we test the recipe to judge fairly.

Since its novelty as a gift and therefore its original and attractive appearance will be a factor in the judging, the product must be submitted complete with any gift wrappings or containers.

The recipe must accompany each entry, stating all ingredients, quantities of each ingredient, cooking time, etc. No edibles returned.

Contest No. II - "LITTLE LUXURY" GIFTS

Prizes: Grand Prize: \$50.00. Ten prizes of \$25.00 each for runners-up.

This must be something for the home—not wearing apparel or personal gift. Large articles such as hand-quilted throws or hand-made rugs will not be considered. We have in mind the small, luxurious gifts, such as de luxe games, elegant picture frames, smart lamp shades, exquisite handwork of any material which if found in the shops, would be excessively expensive.

The article itself must be submitted—not a photograph.

Articles submitted will be returned **ONLY** if full postage is included.

Contest No. III - PAPER GIFTS

Prizes: Ten prizes of \$15.00 each for the ten best gifts made with paper.

Any kind of paper may be used: wallpaper, book papers, tissue papers, crepe papers, flower prints or other prints, including those published in magazines.

The article submitted must be something for the home.

The article itself must be submitted—not a photograph.

Articles submitted will be returned **ONLY** if full postage is included.

Contest No. IV - NEEDLEWORK GIFTS

Prizes: Grand Prize: \$50.00. Four prizes of \$25.00 each for runners-up.

The needlework must be for the home.

It can take any form: pincushion, chair seat, pillow, table runner, door stop, etc., but its design *must* be related to that of some other article such as china, glass, silver, carpets or rugs, wallpaper, etc.

The needlework itself must be submitted—not a photograph.

With the needlework must be submitted a sample of the original from which the design was derived.

Articles submitted will be returned **ONLY** if full postage is included.

SPECIAL "IDEA" PRIZES!

Twenty prizes of \$10.00 each will be awarded to the originators of articles in any of these four contests, which articles, although ineligible for regular prizes because of treatment or execution, contain original ideas in which the judges see merit.



“Hold your horses, child! What’s the rush?”

GIRL: Gotta rush, Aunty... on my way to the August White Sales. So long... had a lovely visit... the guest room’s beautiful!

AUNT: I thought you were staying for lunch. Can’t the White Sales wait?

GIRL: Nope. LOOK... Cannon Percalé Sheets advertised at my favorite store for LESS than I ever dreamed of paying! I’ve had a yen for them since the first night I slept on yours.

AUNT: Splendid! And, as you probably

know, you’ll get years of wear out of them.

GIRL: And they’re so cool and smooth... and they stay fresh longer... and they’re lighter... *much* easier to wash!

AUNT: And they’ll save you as much as \$3.25 a year for each bed in pound laundry rates!

GIRL: So you see... I’ve got to stock up on Cannon Percalé Sheets while the White Sales are on. We’re going to have smooth sleeping at my house from now on! Good-by!



Cannon
Percalé Sheets
~~\$1.49~~
→ NOW even less in the August White Sales!

Cannon Muslin Sheets
Another superior value. Usually sell for about a dollar. Look for them in the August White Sales, too!

MADE BY THE MAKERS OF CANNON TOWELS

SIMPLE AS A. B. C. TO BE THRIFTY IN THE AUGUST WHITE SALES! SEE YOUR STORE'S PRICES ON CANNON SHEETS!

INDEX TO ADVERTISERS

August, 1940

It is the definite policy of THE AMERICAN HOME to make its advertising pages trustworthy and reliable.



"Of course I can go to the show this afternoon . . . Yes, Henry's coming home to dinner . . . But you've forgotten about my new Hotpoint Electric Range, Helen! I just fix the food—set the timer—turn the oven switch—and let Hotpoint do the rest. It's really the modern way to cook!"



1. "I had no idea electric cooking could be so simple—or so thrifty! I don't waste any current, because Hotpoint has 5 Measured Heats from which to pick just the one I need for any cooking use. And talk about clean! Why, there's absolutely . . ."



2. "...no soot or grime to smudge my kitchen or soil the pots and pans because there is no flame. The air is always delightfully fresh and free from fumes! And the efficient Calrod cooking unit is clean as electricity itself! And you'd be surprised at how very easy it is . . ."



3. "...to get perfect baking results! The new Hotpoint oven automatically puts the right amount of heat exactly where you want it! Cooking the Hotpoint way is a cinch; you just let the Hotpoint Electric Range do the work for you!"

Hotpoint Electric Measured Heat Simplifies Cooking
—Insures 100% Results With Ease And Economy



Measured Heat
Simplifies cooking—
saves time, labor and
money—ends guesswork



NEW CALROD
Cooking Unit

With self-cleaning coils and 5 measured heats. Starts faster—cooks more economically than ever before. To get the exclusive advantage of Calrod, be sure the range you buy is a Hotpoint.

THE ARISTOCRAT (MODEL RC4)—All-porcelain, inside and out; Master Pilot Light; 3 Calrod Surface Units with 5 Measured Heats, Hi-Speed Thrift Cooker; All-Purpose Oven with Measured Heat. Interior Light, Warming Compartment Drawer, Automatic Timer Clock. Investigate The Low Cost Of Electricity For Cooking Edison General Electric Appliance Co., Inc., 5605 W. Taylor St., Chicago, Ill.



AS \$104 A WEEK
LITTLE **104** BUYS A
AS **1** HOTPOINT
ELECTRIC RANGE

Hotpoint
ELECTRIC RANGES

SEE ME IN "BLAME IT ON LOVE"
—HOTPOINT'S HOLLYWOOD
MOVIE. YOUR HOTPOINT
RETAILER HAS FREE TICKETS!

JOAN MARSH



BUILDING

Aluminum Company of America	
(Aluminum Paints)	54
(Aluminum Windows)	75
Chase Brass & Copper Co.	58
Curtis Companies, Inc.	75
Eagle-Picher Lead Co.	67
Edison General Electric Appliance Co., Inc.	10-73
Fairbanks, Morse & Co.	69
General Electric Company	
(Automatic Heating Equipment)	3
General Electric Sinks	70
Hershey Machine & Foundry Co.	71
Iron Fireman Mfg. Co.	67
Lead Industries Association	68
Lewis Manufacturing Co.	66
Monarch Metal Weatherstrip Corp.	66
Muralo Company, Inc.	77
Payne Furnace & Supply Co., Inc.	77
Portland Cement Association	4
Red Cedar Shingle Bureau	69
Superior Fireplace Company	72
Tile Manufacturers' Assn., Inc.	71
Webster Electric Company	
(Oil Burner Equipment)	77
Western Pine Association	72

HORTICULTURE

American Farm Machine Co.	77
Burpee Company, W. Atlee 65, 72, 76	
Masters Planter Company	77
National Carbon Company, Inc.	
(Sta-Way)	76
National Mower Company	77
Naughton Farms, Inc.	77
Scott & Sons Co., O. M.	76

HOUSE EQUIPMENT

Glenwood Range Company	62
----------------------------------	----

HOUSE FURNISHINGS

Cannon Mills, Inc. (Towels)	2
Cannon Mills, Inc. (Sheets)	9
Cash, Inc., J. & J.	59
Olson Rug Company	63
Pequot Mills	78
RCA Manufacturing Co.	56
United Wallpaper Factories, Inc.	70

INSURANCE

Employers' Group	57
Home Insurance Company	5

COMMUNICATIONS

American Telephone & Telegraph Co. (Bell Telephone System)	15
--	----

ELECTRICAL EQUIPMENT

Edison General Electric Appliance Co., Inc.	10-73
General Electric Company	3, 70
General Motors Sales Corp.	
(Frigidaire Division)	59
Webster Electric Company	
(Oil Burner Equipment)	77

FOODS

Best Foods—Hellmann's Mayonnaise	79
Campbell Soup Company	53
Church & Dwight Co., Inc.	62
Colman's Mustard	59
Dole Pineapple Juice	63
Florida Citrus Commission	60
General Foods Corporation (Certo)	12
Heinz Company, H. J.	11
Knox Gelatine	61
Kraft Cheese Company	
(French Dressing)	58
(Mayonnaise)	13
Ralston Purina Co.	
(Shredded Ralston)	61
Standard Brands, Inc.	
(Royal Baking Powder)	58
Swift & Company	14
Van Camp Sea Food Co., Inc.	60

SMOKING MATERIALS

Camel Cigarettes	Back Cover
Marlboro Cigarettes	72

SOAPS & CLEANSERS

Bon Ami Company	65
Clorox Chemical Company	65
Cudahy Packing Co.	
(Old Dutch Cleanser)	57
Drano (The Drackett Company)	66
Sani-Flush	
(Hygienic Products Co.)	72
Windex (The Drackett Company)	55

TOILET GOODS & DRUGS

Kotex	6
Lysol	
(Lehn & Fink Products Corp.)	7
Pepsodent Co., (Antiseptic)	64

While every precaution is taken to insure accuracy, we cannot guarantee against the possibility of an occasional change or omission in the preparation of this index.

You asked for it!

Here's A Real Home-style Vegetable Soup That Thousands Of Housewives Say Is The Finest They Ever Tasted



"Own up, granny. You couldn't do better yourself!" Tempting, thick Heinz Vegetable Soup would make grandma jealous—if she didn't appreciate its flavor so much. For Heinz cooks go by recipes like hers—use her cooking methods. Season their soups to perfection—as grandma did.

Copyright 1940, H.J. Heinz Co.



Mom packs a wallop in Junior's lunchbox. Sissy foods won't do. By noon he's hungry—for meat and vegetables. And they're all ready and waiting—in a vacuum bottle filled with hot Heinz Vegetable Soup.



Portrait of a man who used to say he'd never like canned soup. Look at him—face to face with a tureen of old-time Heinz Vegetable Soup. Like isn't the word for it! He says this soup is downright irresistible!



She can type better than she can cook. No matter! In one shake of a can-opener—she'll serve up to her adoring young husband a vegetable soup as richly satisfying as any home-cook ever brewed! Because it's Heinz—it's ready to serve.



Ah! Madame approves! Madame has eaten Sopa de Legumbres in Spain—Minestrone in Italy—Petite Marmite in France—but never has she savored a finer soup than this delicious vegetable soup made the old-American way—by Heinz.

WHEN YOU ATTEND the New York World's Fair, H. J. Heinz Co. cordially invites you to visit the huge Heinz Dome with its beautiful display walls and sampling booths.



YOU WANTED to know: Why couldn't somebody put into tins the heavy, rich vegetable soup we used to enjoy so much back home. They could. At last they have. It's here—at your grocer's. Heinz Vegetable Soup—better, richer—thicker-than-ever. The soup of your hungry memories! Replete with carrots, peas, beans, tomatoes, celery—a heap of fresh, firm vegetables and beef stock all cooked carefully, in small batches. Nothing to add to this soup-of-soups. Like all Heinz 23 home-style favorites, the flavors are slowly, artfully blended. Just open a tin, heat and serve . . . whenever you want to give the family a real old-fashioned treat!



Heinz HOME-STYLE **Soup**
VEGETABLE

57

Jelly Champion takes no chances!

MRS. DANIELS INSISTS ON CERTO
THE "TRIED AND TRUE" PECTIN
THAT TAKES THE GUESSWORK
OUT OF JELLY-MAKING!



Mrs. V. J. Daniels of Laurel, Montana, whose jams and jellies made with Certo won 7 prizes at last year's Midland Empire Fair. Read what this expert has to say about jelly-making!



1 "In my opinion, it's downright gambling to try to make jelly without Certo," says Mrs. Daniels. "With Certo, it's easy to jell all fruits . . . so why take chances with costly fruit juice?"



2 "Certo is such a time-saver, too! Only 1/2 minute boil for jelly—a minute or so for jam! You're through just 15 minutes after your fruit is prepared!"



3 "No juice boils away when you use Certo, so you average 11 glasses instead of 7—actually half again more jam or jelly than you ever got the old-fashioned 'long-boil' way!"



4 "You don't boil off good fruit flavor when you use Certo, so your jams and jellies have really wonderful flavor . . . more like the ripe, fresh fruit itself!"

Certo 10-Piece Jelly-Making Kit

\$2.00 value for only \$1.00

Here are the tools you've always wanted—aluminum colander of just the right size; enameled paraffin pot with wooden handle; strawberry huller; cherry pitter; apple corer; wooden-handled aluminum measuring cup; 60 assorted jelly glass labels; long-handled wooden spoon; special cloth for straining juice; 1 dozen paper jelly glass covers, assorted colors. Regular \$2.00 value—yours for only \$1.00 and a label from one bottle of Certo!



Look for the tested recipes under the label of every bottle of Certo, a Product of General Foods

GENERAL FOODS, Battle Creek, Michigan

A. H. 8-40

Enclosed is \$1.00 and a label from one bottle of Certo. Please send me the Certo Jelly-Making Kit (regular value \$2.00) which is described above.

Name _____

Street _____

City _____ State _____

(This offer expires December 31, 1940—good only in U.S.A. except where legally prohibited)

I Am Collecting . . .




"I'll buy the bottle, if you take that horrid looking ship out of it."

LOUISE HALL HOLLIS

Few collections are valuable—most of them are dustcatchers and pure trash. There is no object in assembling a great host of articles which come under one classification, unless something of value has been learned. Recently I talked to a collector of elephants. She came into my shop and her first words were to the effect that she was hunting elephants for her collection. She had over three hundred—large, small, and in between sizes. I got the general idea that they had pushed the books out of the bookcases, the clock off the mantel, had overflowed to the tables and whatnots, and that the large ones were now being moved to the floor to make room for more and more elephants. I failed to ascertain if she had a real one, but she mentioned a large teakwood one, a heavy brass one, and a tiny ivory one. I asked her about the teakwood, and she told me she "picked it up" in a little shop in New York. It meant nothing to her beyond the fact that the shopkeeper had told her it was teakwood. She had learned nothing of the rarity of the wood or its habitat, nothing of the place where it was so painstakingly carved; only that it was different from any she already had. From me she bought a tiny pottery elephant made in Mexico, beautifully modeled, but she didn't inquire where it was made, and it will be added to her collection as one she "picked up one summer in a mountain shop."

One collector of pitchers came in and bought nine pitchers to add to a collection that already numbered two hundred and thirty-eight, all different. What can be the object of accumulating any such number of one article to be washed and dusted over a period of many years just because they all differ in shape and texture, especially if you haven't learned anything of the history of pitchers and the materials which go into them. Such a collection could be a fascinating study of ceramics and glazing, of potter's wheels and molders, of the mining and fusing of alloys, the lives of the miners and chemists, the history of glass-blowing and molding. But how many pitcher collectors—and they probably outnumber all other collectors two to one—know anything beyond the shape of the article? If an article has a handle and a spout,

Orchids to the hostess who discovers this really superb mayonnaise!

*A superb blend of
choice ingredients
including
Fresh Lemon Juice*



NEXT TIME you want a bowlful of really elegant mayonnaise, delicately rich in flavor, beautifully smooth in texture, let Kraft make it for you! Your food shop carries a *kitchen-fresh* supply of this unusual mayonnaise of true "home-made" goodness.

Taste a little Kraft Mayonnaise, critically, just on the tip of a spoon. "What fine eggs Kraft must use"—you'll say. "What excellent salad oil and vinegar! And don't I taste, just faintly and delicately, the fresh delightful piquancy of real lemon juice?"

Everywhere women are saying that Kraft *Kitchen-Fresh* Mayonnaise is a real find. Everywhere dealers report that their most fastidious customers come back for more . . . again and again! Won't you try a jar . . . soon?



Especially good on *fish* is this rich mayonnaise with the delicate touch of Fresh Lemon Juice! Above, shrimp share the honors with olives, celery and radishes . . . to make a platter of hors d'œuvres your guests will take to greedily. Try Kraft Mayonnaise, too, with cold lobster. It *couldn't* be better! And keep it in mind for salmon and tuna.

KRAFT *Mayonnaise*

What's the best ham?



Little Rhode Island, Big Texas



vote Swift's Premium!

All over the country, polls show a decisive preference for this particular brand

"Down east" in Rhode Island or "down south" in Texas . . . in cosmopolitan Washington, D. C. or among farm women . . . wherever a poll is made *Swift's Premium Ham* is the winner.

Independent research workers conduct these polls; ask simply "Which brand of ham do you think is the best?" In nine consecutive polls, *Swift's Premium* has won nine smashing victories!

Most recent in this series are polls made in the biggest state and the littlest. *Swift's Premium* got more votes in Rhode Island than the next four

brands combined. It won by a margin in Texas.

Why is it that women the country over so greatly prefer *Swift's Premium Ham*? There's just one answer—*because it tastes the best*. No other brand has such mildness and richness, from *Swift's* secret Brown Sugar Cure. No other has its mellow tang, from special Smoking in Ovens. And *Swift's Premium* is tender as a plump spring chicken.

Tomorrow, serve *Swift's Premium Ham* and just watch your family enjoy their dinner. After all, it's the meat that makes the meal.



On lots of matters, opinions differ in different parts of the country. But not on the question of which ham is the best. East and west, north and south, poll after poll has shown *Swift's Premium* is America's favorite.



Independent research workers made these polls. In Rhode Island and in Texas they telephoned many hundreds of women, asked which ham they think is best. Both states gave *Swift's Premium* a landslide victory.

THE REASON!
Unmatched flavor from *Swift's* secret Brown Sugar Cure and special Smoking in Ovens!

For easy cooking




Copyright, 1940 by Swift & Company

Ready to eat

Say *Swift's Premium* for the finest meats:

- BEEF • LAMB • VEAL
- BACON • HAM
- FRANKFURTS • POULTRY
- TABLE-READY MEATS



MARTHA LOGAN'S SUMMER SPECIAL Bake a half *Swift's Premium Ham*, skin side up on rack in open pan without water in a slow oven (325° F.). Allow about 22 minutes per lb. (5 minutes per lb. more if ham is taken straight from refrigerator). Skin, score, stud with whole cloves and spread with 1/8 cup brown sugar mixed with 1 tsp. dry mustard. Brown in hot oven (400° F.) 15 to 20 minutes, basting several times with drippings. Arrange piping hot sweet corn on the platter and accompany with melted butter sprinkled with paprika.

REMEMBER, THE MEAT MAKES THE MEAL

and they haven't one in their cabinet like it, home it goes to be added to a display that is already beginning to be a terrific burden.

Another collection to which I became instantly allergic was that of a customer who told me she had over five hundred cook books. If she lived to be a thousand years old she couldn't possibly use up the recipes. I must admit to a weakness for collecting recipes for hot rolls. It always seems that my finished product just misses the peak of perfection that I imagine I find on my friends' tables. Therefore after a luncheon where hot rolls have been on the menu I can always be found consulting with the hostess, or her cook, with pencil in hand and plans for better rolls at my table from now on. But five hundred cook books leave me cold, even if each should contain hot bread recipes.

I know a collector of carpenter's planes, who is one of the few interesting and interested collectors I have run across. His collection is incomplete, but it goes back to early ages, and he has several dozen planes, each of them having its own history which he knows. He has learned much about history, geography, life in the earlier days, has broadened his scope of knowledge on many subjects, and he has already planned what is to become of this collection, which has a real value, on his death. He knows that to a son or daughter, not interested in the planes, their possession would become a white elephant, which for sentimental reasons they might feel obligated to keep, so he has arranged that it go to the Smithsonian Institution in Washington, where it will become accessible to all people who happen to be interested in the history of building.


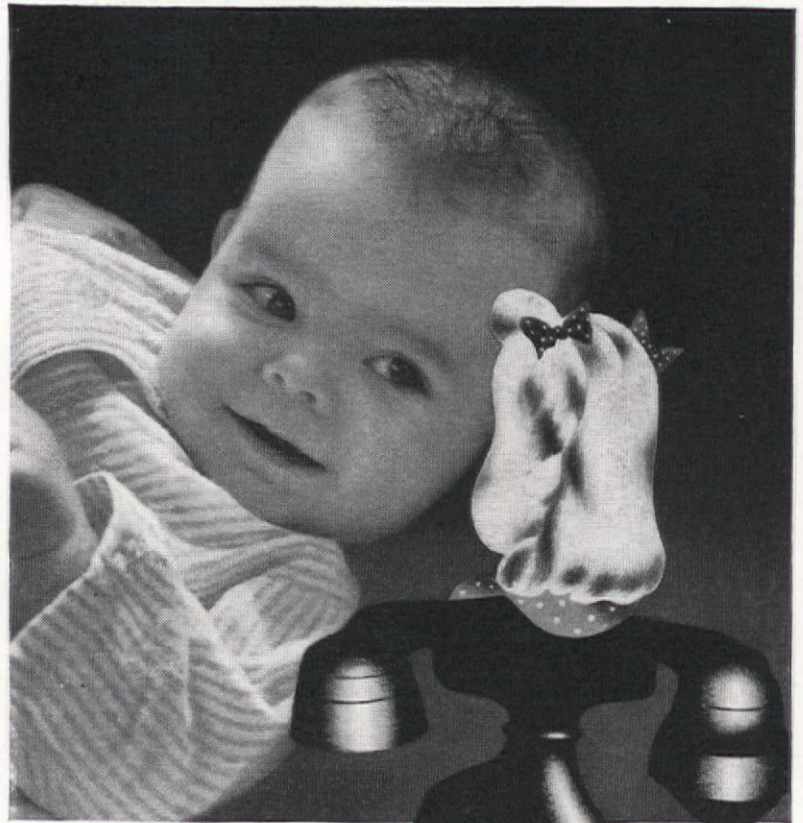
THERE are many worth-while collections, among them stamps, post cards, dolls, and ship models. The first of these is by all means most popular and perhaps the most educational. Stamp collectors absorb, without the difficulty of laborious study, much history, geography, information about engraving, printing, and dyes—and no other collection trains so well in observation and accuracy.

Dolls, I think, are the most fascinating of all things to collect. Most of us loved dolls as children, and even though we have outgrown the "playing doll" stage, we still remember and love the dolls of our childhood. A collection of dolls of the nations, if authentic, will teach you much about the world, its customs, and its people; a collection of old dolls—an expensive hobby, by the way—will acquaint you with the history and development of clothes and the children of olden days.

Collecting ship models, a hobby of President Roosevelt's, who has assembled a great many, is one of the more interesting. The world has been developed by marine commerce and, from the earliest ships on the Mediterranean down to the gigantic floating palaces of today, the history of the nations becomes a floating pageant. A collection of ship models could quickly crowd you out of home besides deflating your pocketbook. However, one collector of ship models, unable to house them in any numbers in his small bungalow or to spend much money on them, collects pictures, engravings, and photographs, spending much of his spare time in a specially fitted up workroom where he builds accurate scale models of historical ships. It takes him from one to two years to complete his models, during which time he is absorbing the history of the period. He (who has never been on shipboard) could write an interesting article on navigation. Interested in his hobby, he makes his pictures come alive; he is never tiresome because he has such a fund of knowledge. One of his prized possessions is a cross-section picture of the S. S. *Normandie* showing the interior of the boat from the captain's bridge to the stokers in the hold. This the French Line gave away with advertising literature. Another valued picture, the S. S. *Columbus* with the little *Santa Maria* alongside, he obtained by writing a letter to the North German Lloyd. His collection costs him very little, and yet it is returning large dividends in personal satisfaction and invaluable knowledge.

COLLECTIONS as accumulations have no meaning whatever, but there is no greater joy than a collection of truly fine pieces which has been built slowly and with care. Someone has said that a collection begins as soon as anyone has three of a thing. Now when you have your nucleus, before adding to it willy-nilly, ask yourself three questions. Will the collection of these articles satisfy me? Will I tire of them after a few years? Will they in their own way add to my knowledge of people or things? If you collect pitchers, select each one with care and discrimination, then learn all you can about it. Your investigations will open new vistas of interest, will add immeasurably to your own and your friends' enjoyment of your hobby. If you collect ivory elephants, study the fascinating story of ivory, the difficulty and danger involved in obtaining it. You'll travel the world over by proxy.

By all means start a collection if you have the urge to do so, but select something that will be of lasting interest, that will provide entertainment and enjoyment, and that will above all add something to your information and appreciation of some phase of life.



You mean you never have to take a nap?

That's right, Johnny. A telephone saves lots of steps for others, but it never gets tired itself. People can send it dozens of places every day — yet it's always ready to go on a *new* errand in an instant.

And you don't stop to rest along the way?

Gracious no! I can be any place in town in seconds. Why, it only takes me about a minute and a half* to be in any city in the country.

My! You must cost Daddy an awful lot.

No sir! I give all this service for so little that — take Daddy's word for it — I'm downright *cheap!*

BELL TELEPHONE SYSTEM

The Bell System cordially invites you to visit its exhibits at the New York World's Fair and the Golden Gate International Exposition, San Francisco



*Average time.

Do Come for the

I DON'T know how it happens but whenever we ask people for the week end and they say, "yes, we'd *adore* to come", they arrive worn out. Now, I've never considered myself a soothing person and I'm sure I have never given the impression that our house is run on the principle of a rest-cure sanitarium, but there it is. They step out of their cars, looking pale and interesting, and drift cloudily toward the house with sheer exhaustion written over every inch of them.

This isn't exactly what I had counted on. I always hope that when our friends get out into the bracing country air they will be fired with health and vigor, and the prospect of scything an entire field will seem like child's play to them in their hearty state. There is an awful lot of work to be done on our place and we don't keep it a secret—we start conditioning people we think we might ask there months before we issue the invitation, to give them an out if they want it. We're there only week ends ourselves so everything that gets done has to be done then and by us.



"Oh, it's so good to be out in the sun," they sigh prayerfully, breathing in great draughts of the air by which I'd set such vain store. "I'm glad there isn't anything to do. I'm so relieved you didn't plan a lot of things for us." They smile at me then with a look of beatific gratitude and sink into a deck chair and oblivion. Quietly biting my lip in disappointment, I put down on a near-by table the spare gardening gloves and fork with which I had hoped to tempt them into a bit of weeding. Me, I have no time for weeding. I have to fix lunch.

Lunch always seems such a negligible meal until you start preparing even the most modest one for four. Say it's only a salad with bread and butter sandwiches, and fruit for dessert. You still have to wash and break the lettuce, wrap it in a towel, shake out the moisture, boil the eggs, cut up the tomatoes, make the dressing, cut and butter the bread, peel and wash the fruit, get out the table accessories, chop ice, and make the tea. It's usually a good three quarters of an hour before I've finished preparations. And I can't quite forget that I have to do the same thing in reverse, getting dishes washed when lunch is over. That's only one meal, but it cuts two hours right out of my opportunity to be in the sun and right in the middle of the day too when you get the most tan to show for your time. But I am invariably rewarded with a nice compliment from the guests that goes like this, "Thank goodness you don't weigh us down with food in the middle of the day. It ruins the afternoon for me. A light lunch is so much nicer." How happy this makes me.


They love it at our house—the guests. They love the soft, comfortable beds which the men always leave unmade in the morning. They love the sofa in the cool living room—they hurry to it in the heat of the day, dragging with them over the rugs the bits of mowed grass that cling to their shoes. They love to read the Sunday papers on the terrace and when they have strolled off to look at the countryside the papers start blowing away and I have to run like a rabbit to retrieve them. They think the idea of a hammock is such fun and they're perfectly willing to put it up. But they're also perfectly willing to leave it up so I can scurry to put it away just before we leave. Similarly they think the idea of having badminton and croquet sets is dandy and they're no sluggards when it comes to setting these up. They stay up too.

Our guests always bring with them a vestige of their city life in the form of some kind of intellectual office work that has to be done. Do we mind? Of course we don't. By the time they've been there three hours we know we're not going to get any work on our place out of them so we might as well all be doing congenial, if separate, labor. So as the afternoon shadows are lengthening and my light lunches are digesting to make plenty of room for my filling dinners the guests sit drowsily in the shade of the maple with their ledgers or manuscripts or statements or layout pads on their laps. I never really have known exactly what they were working on because I haven't had time to look. I am busy shelling peas, waxing furniture, sweeping floors, cutting flowers, dusting rooms, polishing brass, transplanting flowers, pruning trees, picking berries. I want the place to look its best for the people who are coming to visit next week end.

JANE SMITH



week end!




But—say we—don't come bearing banal gifts. If you really don't know what is needed, wait until you have looked—for a gift is just as acceptable after your stay. In the meantime glance at the next page

Illustration from "Lentil" by Robert McCloskey, courtesy the Viking Press

We can't guarantee you a welcome such as Colonel Carter's, but we do say it'll help if you remember that books—well chosen—are much appreciated




DON'T just take five pounds of candy—not when you can really do a pretty exciting thing in the way of a hostess present. Has your hostess a green garden dedicated to her salad bowl? What could be more fun or more appropriate than the “trimmings,” fancy seasonings and vinegars in their own box complete with fork and spoon, (1) an “Epicure’s Salad Kit.” Or how about an entire set of wonderful soft “squunchy” bath towels (2) and their partners in decoration for the bathroom, always surtaxed during the summer time. Maybe she is a frantic gardener and would love a set of copper flower pots (3), three of them hanging together to bring her pet blossoms indoors at the first thought of frost. Perhaps she has the ocean at her front door, in which case beach towels (4) and sunburn lotion are not amiss. And it is within the realm of possibility that more skirt and trouser hangers would be welcome, so look what this amazing gadget (5) can do for a cramped closet. With the white cotton glove and wool sport sock season in full swing, city slickers and golfers please note, wire and wood drying racks (6) are tremendous helps, and no household has enough of them. And please remember that rainy summer days are even tougher on kids than grownups; a blackboard (7) just for fun, not school, brings loud cheers from the younger hosts.



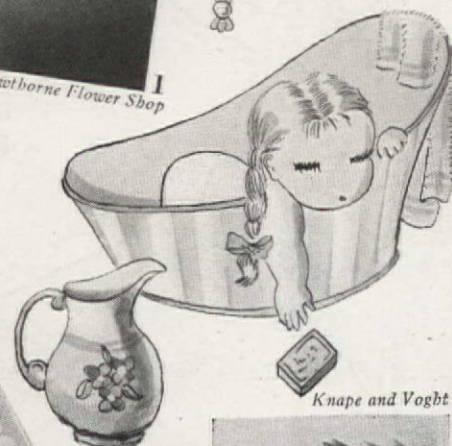
Adams Studios




Martex



Hawthorne Flower Shop




Knappe and Voght



Lewis and Conger

Here are books that jump right out of the “just another book” class, and this particular collection we dedicate to the younger set. For a description of all books on this and preceding page, see page 64





6

Demarest



Chase Brass and Copper

3





Milton Bradley Co.

7



Cannon Mills

Park Avenue Studios



Blame it on the old horse!



Robert Waters

HARRIETT I. MILLER

After all, what's the good of a weathervane without some place to put it? Read how Dexter, the weathervane horse, inspired the Millers' summerhouse

WHEN Dexter, who was spotted in an antique shop, was given to me by my husband I got a thrill that can only be appreciated by a true lover of antiques.

The necessary information on weathervanes that eventually led me to christen mine, Dexter, was obtained from an old copy of *THE AMERICAN HOME*. I found that vanes, at an early date, were sentimentally named after famous horses and blooded stock. Among the ones listed were Ethan Allen, Maud S., St. Julian, Dexter, and Dexter with Jockey. Later I found Dexter with Jockey and there is such a marked similarity that I am convinced that I have just plain Dexter, without Jockey.

When my husband so majestically brought Dexter home he didn't know what he was in for, but I did; for, to put it frankly, isn't it true that a weathervane is meant to be astride a barn top, house top, or what have you? And that's where the summerhouse came in. First mentioned casually, then a little coaxingly and finally in what I thought was a bang-up sales talk, it landed the carpenter in my back yard.

Armed with a little pencil sketch on the back of an envelope, I boldly confronted him. It's hard to believe that such a distorted sketch as I made gradually grew into the pictures I took upon completion of the project. It was slow work, but then what woman hasn't a right to change her mind at least a dozen times? It certainly wouldn't be any fun if she didn't.



We built the summerhouse as large as space would permit between the main house and a five-foot privet hedge. Ours, to be exact, is 12 ft. wide and 4 ft. deep, with tool houses on either end that measure 2x4 ft. We cut our 4x4's, which we used for posts, 6 ft. long and put a gable roof on it with a one third pitch. The gates were made double, and the edges of the boards were planed on an angle so as to give a grooved effect. The wrought-iron hinges and latches were made at a near-by forge by a kindly blacksmith who was very

patient indeed with all my various unusual requests.

It really was uncanny how the garden seemed to take form, a more definite shape with the laying of each brick, and when the last one finally found its place we were indeed encouraged. The pictures we feel do it justice.

To me the highlight of the whole project was the finding of an old street lamp. I had always secretly nurtured an idea that some day I wanted an old lamp; but how or where I could use one, with our present home, always presented a problem that seemed impossible. From the minute the summerhouse idea was born I knew I had solved my problem, but the next step was where to find such a treasure. I knew that without a doubt I could locate one that had been used in some near-by village but that wasn't what I was after. It must be one that had seen service in our very own village, because, as young boys my father and uncle had carefully kept those lamps cleaned and oiled and the wicks trimmed. Besides grandmother had been called into action every now and then to help awkward hands polish the chimneys. It indeed must be a lamp from our village. So I aired my difficulties and as usual it was a dear friend who came to my rescue in time of need. In no time at all she unearthed one that had been purchased just before fire had destroyed the building where the remaining few lamps had been stored, and with all due ceremony presented it from "one antique heart to another."

Even though my summerhouse is finished and Dexter reposes serenely on its roof, I still automatically



[Please turn to page 68]

Building the Flower Show Exhibit

Modern methods offer valuable hints to makers of small gardens in search of pictorial effects

EGBERT HANS



FLOWER shows all over the country are gradually becoming "garden shows." This represents real gain and no loss, because these show gardens still provide opportunity to display the finest specimens, the newest varieties, and the best color combinations, while, at the same time, flowers, shrubs, and trees are shown as a means to an end—that of creating garden beauty. They are displayed in their proper location and environment, which is of great educational importance.

Many exhibitors, however, fail to give sufficient study to the pictorial requirements which must be met where gardens of no mean conception in size and composition are brought within the confines of a hall. The black cloth that served so well as a background for the flower display is inadequate for the garden; imagination demands a suitable setting even as the stage play demands sets and backdrop to complete the illusion and especially to create a desirable atmosphere.

Distance is a most desirable factor in the garden exhibit, but not easy to obtain within the limited space of the exhibition hall. To create an effect of distance there must be applied all conceivable principles and rules—not to say tricks—of perspective as to both line and color. It is also essential to establish within the com-

The splendid knot garden at the 1939 Boston Flower Show, though traditional in style, was modern in its use of perspective principles. Designed by Mr. Hans, it was staged by Mr. Sherman W. Eddy, Hartford, Conn. See the photographs above and opposite

position the three main values of any well composed picture—a foreground, a middle distance, and the background with a definite indication of a horizon, in whole or in part. This, of course, can be best achieved when the exhibit is seen from one boundary only—the foreground—since then the simple rule of the “one point perspective” can be applied. While this may sound technical, it is really quite simple and means merely that all plant material used in the foreground will be the tallest and the strongest in color and texture. Toward the middle of the exhibit sizes will diminish, continuing to grow smaller, with a corresponding decrease in color intensity and values, as the background is approached.

This gradual reduction in size also applies to architectural structures built within the exhibit. In most cases they contribute more effectively to the composition if designed and built on the basis of three quarter, rather than full, scale, allowing of course, for further reduction with increasing distance away from the viewpoint.


When the public is not admitted within the exhibit, the relation of the human scale to the picture is not important. The optical illusions created by compliance with the rules of perspective can be secured more easily if the exhibit is



Plan and diagram
by the author

Photographs by
Paul E. Genereux

This Berkshire hills landscape, reproduced in Boston in 1958, showed supremely successful application of the technique made clear in the sectional diagram below—namely, gradual reduction in size of plants and structures to create a realistic effect of distance



seen from one viewpoint. If distance is desired, a gradual rise in the garden level toward the background will help materially. This because, as far as the eye is concerned, even the flat land before us rises almost immediately on its way to meet the horizon which is on the level of our eyes. Care should be taken, however, to see that all horizontal planes of the exhibit are clearly visible in order that the garden pattern will not be lost. One of the most important objectives is to establish within the exhibit a proper ratio between the horizontal planes and the vertical elements because this contributes greatly and effectively to the expanse of the desired picture.

“Horizontality” is represented by all flat areas—lawns, terraces, walks, pools and flower-beds, provided the flowers therein are not too tall. Trees, tall shrubs, and structures constitute the vertical element of the design.


The ideal plan, it seems to me, is a succession of horizontal planes broken up by vertical elements diminishing in height toward the garden’s background. Small as the flat areas may be, they assist

[Please turn to page 76]

Skillful use of plant forms and colors, varied levels, a fine painted backdrop, and the transforming of a pillar into an ancient oak all helped the knot garden attain a perfection that made it notable




Red, White and Blue



Sidney V. Webb

in a little boy's "STATEROOM"

JEANNETTE NEWMAN



on solid ground. It is in part of the furnace room, which is well above street level because of a steep hillside plot, and has a garden entrance. But once inside this stateroom, complete with everything from a wave-rippled blue cornice to a porthole, it's not too hard to imagine yourself on the high seas.

It is a knotty pine-paneled room with a northern exposure, but a red, white, and blue color scheme and shining brass hardware and accessories make it very bright. It is small, but by keeping the furniture down to essentials, building in shelves to take care of books and toys, and continuing the nautical decorations on through the open stair landing, we have made it appear larger. There is a good size table for studying and games, and the upper bunk provides comfortable sleeping quarters for a visiting sailor.

Deep blue linoleum, with a red and white compass motif in the center, makes a practical, suitable floor covering. The sill-length draperies are red glazed chintz with a blue and white nautical pattern. Since sailcloth is inexpensive and will stand up under any degree of wear and tear, we used it for bedspreads, with flags for center decorations and white cord for welting. The bunks are the hardest of hard wood, guaranteed to be absolutely steady on the roughest sea, and painted white with blue nautical motifs on the footboards.

Carrying out the ship idea to the last detail, we even have handmade brass hardware—anchor hinges and ship's door handles. The central lighting fixture is a steering wheel, and there are smaller editions of the same on the wall above each bunk. To top off the scheme there is a white life-saver with blue lettering, a big red sailboat in the open cupboard, and a ship's porthole—it doesn't matter that you can't see even a ripple out of it—in the entry door. Our son's collection of miniature flags is attached to the center of the window cornice, adding to the travel and adventure spirit of the room. The white step ladder provided for the upper bunk doubles as a means of climbing up within reach of the top toy and book shelves. It also makes a fine accessory for "make believe" games and sailor antics.

ALMOST any little boy will choose a nautical room. It may be that the idea of far-flung adventures at sea offers a welcome change from enforced studying, or perhaps it's the compact, sturdy atmosphere that appeals to the young man of the house. At any rate, we have never seen the little boy who didn't like bunks instead of beds, anchors for decoration, and a ship's wheel to frame an otherwise ordinary mirror. Give him a first-class stateroom and he'll almost go so far as to keep it in shipshape order, to say nothing of being a pretty proud captain when outside members of the crew come over for an afternoon roundup and general powwow after baseball practice.

22 Our son's room is about as nautical as is possible in a regular house

We call our place "Berry-Muir." It's a combination of our names: also berries were once grown here, and "muir" is Scotch for moor or "a little hill"



The house is definitely New England but the planting is styleless—just common things that grow happily here



In defense of the Commonplace



RUTH MUIRHEAD BERRY

IN MY native lovely little Michigan village, it was the custom for flower-loving families to walk in each other's gardens, exclaiming with envy or delight over the size of the gladiolus, the variety of the sweet peas, the grace of the named tulips. Weedy flowers were looked down upon and the better varieties sought. The knowledge and skill of our gardener neighbors was a mystery to me in my girlhood. I loved to pick and arrange flowers, but I knew nothing of their names, habits, and needs.

Then I left the soft, friable soil of my home state and came to Utah in the arid West. My husband owned a small, dilapidated house set on a hilltop where his grandparents had lived, but which had deteriorated during years of vacancy. The family fondly recalled Grandmother's garden and I longed to duplicate it. But when I first saw our new home, shrub honeysuckle, burdock, buttercups, buttonweed, run-down roses, straggling trumpet vines, rhubarb, and lilac bushes flourished democratically side by side. Occasionally my husband had turned irrigation water into the ditches out of sheer pity for the living things, but that was all the care they had received. I assumed that with a little effort I could raise

a flower garden like those at home. But many of the trees and shrubs required severe pruning to remove the dead wood, and by the time the burdock was grubbed out the buttercups were gone, too. The lack of good soil was a bitter disillusionment. It is one thing to pull weeds gently from soft loam, but quite another to learn to cultivate with a heavy grub hoe as I had to. Irrigation was another puzzle. Patiently my husband attempted to explain to my Eastern mind that water could not be made to run uphill and that each dip and hollow constituted a problem in landscape gardening. So it was not for several years, until the little tumble-down house had been rebuilt into a New England farmhouse with a green shutter door, that I took up gardening in earnest.

By that time the yard was nearly bare, except for trees and a few patches of grass, for though it had been difficult to dig out the old roots, it was even harder to get something else to grow in their place. The house, perched on a barren hill, cried aloud for a garden background. Already I had discovered that, whenever I tried to raise them, asters grew only a few inches tall then bowed their heads and gave up the ghost; that delphiniums be-

came anemic weeds with no resemblance to the beauties I knew at home; that Regal lilies scarcely came through. Apparently, my only hope of being a gardener at all lay in my fool's courage, for in our location intricate methods for growing choice plants such as magazine articles recommend were impossible. An experienced gardener would probably never have tried to grow flowers where there was hardpan instead of soil and where "imported" loam might float away with the flood of the next irrigation.

Then a series of happy accidents put me on the right track. On an unfertilized, sun-baked slope in front of the house, where the water ran off as promptly as it was turned on, some old clumps of bearded iris still bloomed faithfully among stray boulders and helped to hold what little soil there was in place. If they would grow, why not other kinds? And soon I had them, in a score of colors, extending the flowering season as well as adding to the effect. When the leaves become brown in summer, I hack them off with the hoe. Unprofessional, perhaps, but if it is wrong, I can only say—come and see my iris in May!

By this time my husband had been bitten by the rock gardening bug. From the canyon 23

[Please turn to page 70]

Homes with a Spanish spirit



I. Home of Mr. and Mrs. Lester E. Breese in Oakland, Cal.

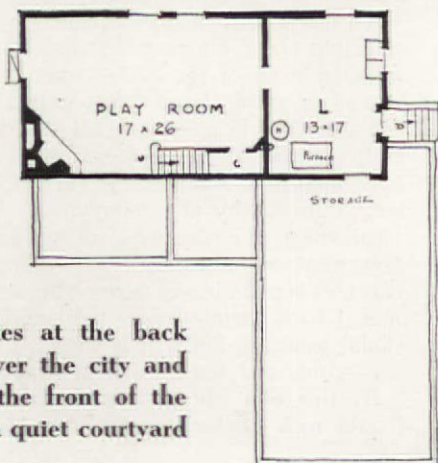


Waters and Hamlin Studios

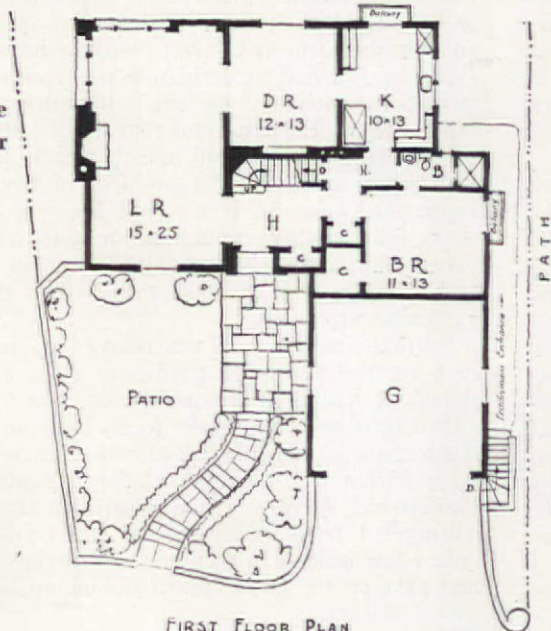
Distinguished by its restraint, this pleasant home is unmarred by overdone ornament or overripe color

IF you live in the South or West and your heart's desire is a house of Spanish design, it should incorporate color, charm, and caution in equal parts. Rich tile roofs, long, low rambling stucco walls, a tinkling fountain and lush patio or court make a picturesque, delightful home indeed but they call for discreet handling. Don't overdo the picturesque effect with a rash of decorative tiles or an outbreak of hanging balconies or red and orange awnings with spear supports. Don't plan the place so that you'll require a matador's cape over your shoulder or a red rose between your teeth to be in character in your own home. The "phony," theatrical effects which were built in Florida and California fifteen years ago were like that but their vogue was short lived and they serve as horrible examples now. Good Spanish houses are essentially plain in treatment like the Lester Breese home shown here. They have some characteristic detail and ornament but it's the ir-

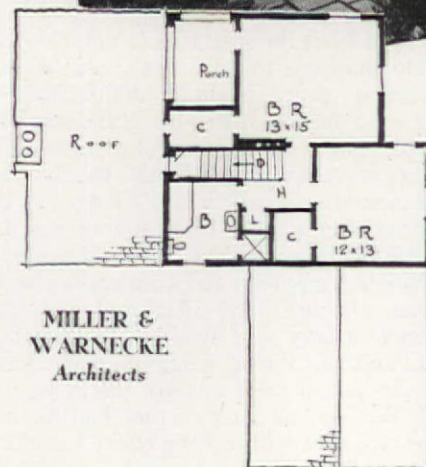
[Please turn to page 74]



Three stories at the back look out over the city and bay while the front of the house has a quiet courtyard
24



FIRST FLOOR PLAN



MILLER & WARNECKE
Architects



II. Redwood for a hilltop home in California



Waters & Hainin Studios

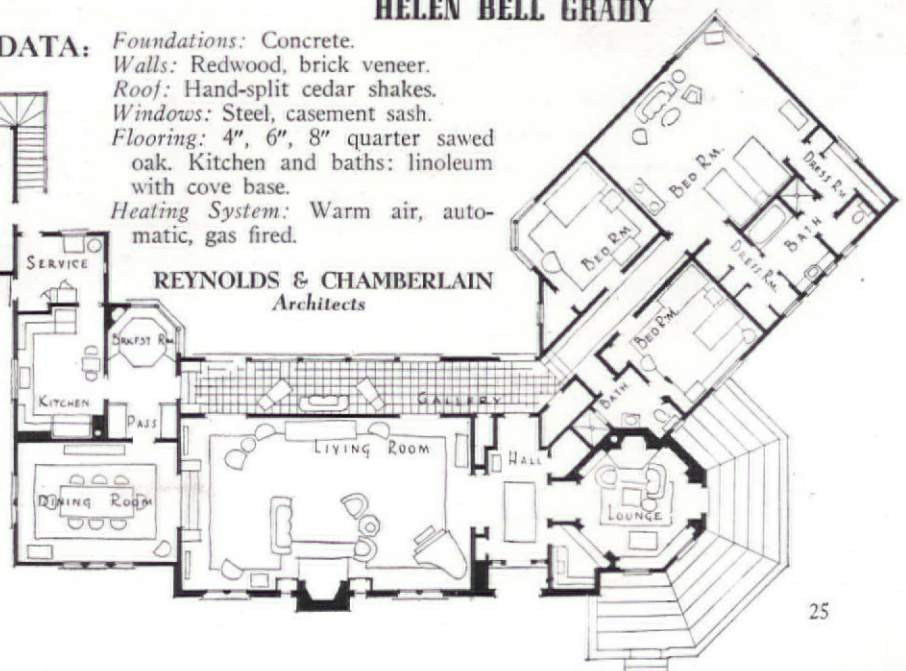
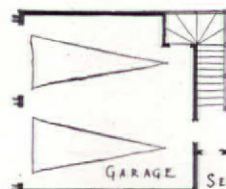
MR. AND MRS. MARSHALL A. SHAPIRO's home in Orinda, California, disposes itself comfortably about one of those rolling hill-tops near San Francisco. There's a corner terrace at the front, a long gallery at the back, bedroom and service wings on either side of the well-shaped living room. It looks a bit on the large side but it's no movie star's mansion. Actually, it includes eight rooms and a two-car garage which are all on one floor, with sweeping roof lines and overhanging eaves emphasizing the spread of the house. It leans towards the Latin in floor plan with most of the rooms centering about the rear gallery, pretty much as they do in houses of Mediterranean style. It also uses stucco chimney details and naturally dark wood trim as a relief to white walls, which is a Spanish characteristic.

It's a house arranged with considerable thought for the niceties of living. The master bedroom has a double bathroom entered through individual dressing rooms with lots of clothing storage space in each. An intriguing little octagon shaped study with fireplace makes an attractive hideaway between entrance hall and terrace. Built-in breakfast room and a service room off the kitchen are useful extra features of the plan. The long, windowed gallery connecting most of

BUILDING DATA:

Foundations: Concrete.
Walls: Redwood, brick veneer.
Roof: Hand-split cedar shakes.
Windows: Steel, casement sash.
Flooring: 4", 6", 8" quarter sawed oak. Kitchen and baths: linoleum with cove base.
Heating System: Warm air, automatic, gas fired.

HELEN BELL GRADY





Slits in the improvised wood lighting troughs send a warm glow over painted beams, Modern fireplace and redwood walls in the living room

the house and the wide entrance hall leading into it give an open, spacious effect to the whole interior which is especially satisfactory.

The variety of ways in which redwood has been used for inside and outside walls and details is interesting too. Lounge and bedroom wings have exterior walls of redwood siding laid horizontally, while on the dining room wing and the terrace railing the boards are vertical. As a contrast to the natural coloring of this wood the broad eaves of the roof are painted white with just a narrow band of royal blue painted around the edge. This same blue is used in the window trim, and white brick chimneys and a white brick front wall create additional contrast.

Living room, dining room, entrance hall, and the octagonal study walls are all sheathed in redwood but with varied details which give each

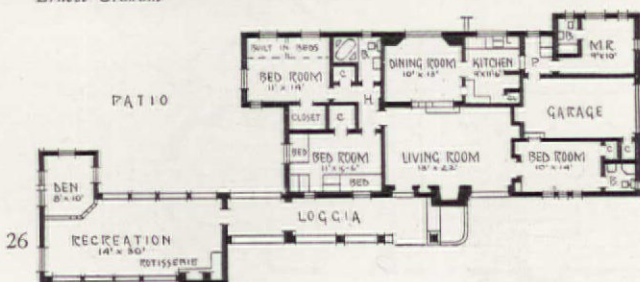
[Please turn to page 65]

A Florida home—

III. SPACIOUS and SPANISH





Ernest Grabam



Miami Beach
home of
Robert M. Little
Architect

THERE'S no doubt that ducks and water get along well together and it's equally true that the combination of Spanish houses and a Southern setting has much the same result. It's hard to beat those gleaming white walls and rich tile roofs against a blazing blue sky, not only because of their pictorial effect but because they usually provide thick walls, sheltered rooms, cloistered patios, and loggias which are practical and com-



Fixed wood louvers admit air, keep out sun, and give privacy to the street side of the recreation room. A wide fireplace and oven are useful and decorative

fortable to live in where it's hot. Built in the glamorous, subtropical setting of Miami Beach, house, setting, and furnishings are handsomely blended here. Four bedrooms, three baths, kitchen, living room, and dining room are compactly grouped together under one roof and each of the rooms has distinctive treatment, as our illustrations indicate. The living room features authentic Mexican furniture against a background of rough plastered walls and a rustic timbered ceiling. Two steps lead through a wide, pillared opening into the dining room which has a handmade table and benches. Tiles and timbers form the ceiling here too; the wall has a dark painted dado; heavy cut wood panels frame the deep window reveals. Two of the bedrooms are handled in original

The rustic character of the dining room is enhanced by handmade table, chairs, and benches, and colorful Mexican pottery



Open timbers and Cuban tiles form the living room ceiling. Built-in bunks, drawers, and dressing alcove are framed by decorative white woodwork

fashion with built-in equipment, saving both floor space and the need for furniture. In one room, beds are built in end to end while in the front room they are at right angles, framed by scalloped wood trim. A corner dressing nook, also chests and drawers are cleverly built in with the beds. The front loggia leads to the patio and also to a den and a delightful open recreation room which is separate from the house proper and open on two sides. Features of it are the wide louvered treatment at the front, brick paving, a capacious brick hearth and bake oven, and a rustic, open beamed ceiling.

BUILDING DATA: *Foundation:* Concrete footings. *Walls:* Concrete block. Exterior of stucco; interior of furred plaster. *Roof:* Old Cuban barrel tile laid irregularly. *Floors:* Pine plank flooring. Brick flooring in recreation room. *Ceilings:* Plaster, and Cuban tiles on hand hewn timbers. *Windows:* Steel casement sash. *Bathrooms:* Colored tile. *Color scheme:* White wash and blue dado outside.

The textured surface of white adobe brick makes a pleasant background inside the living room



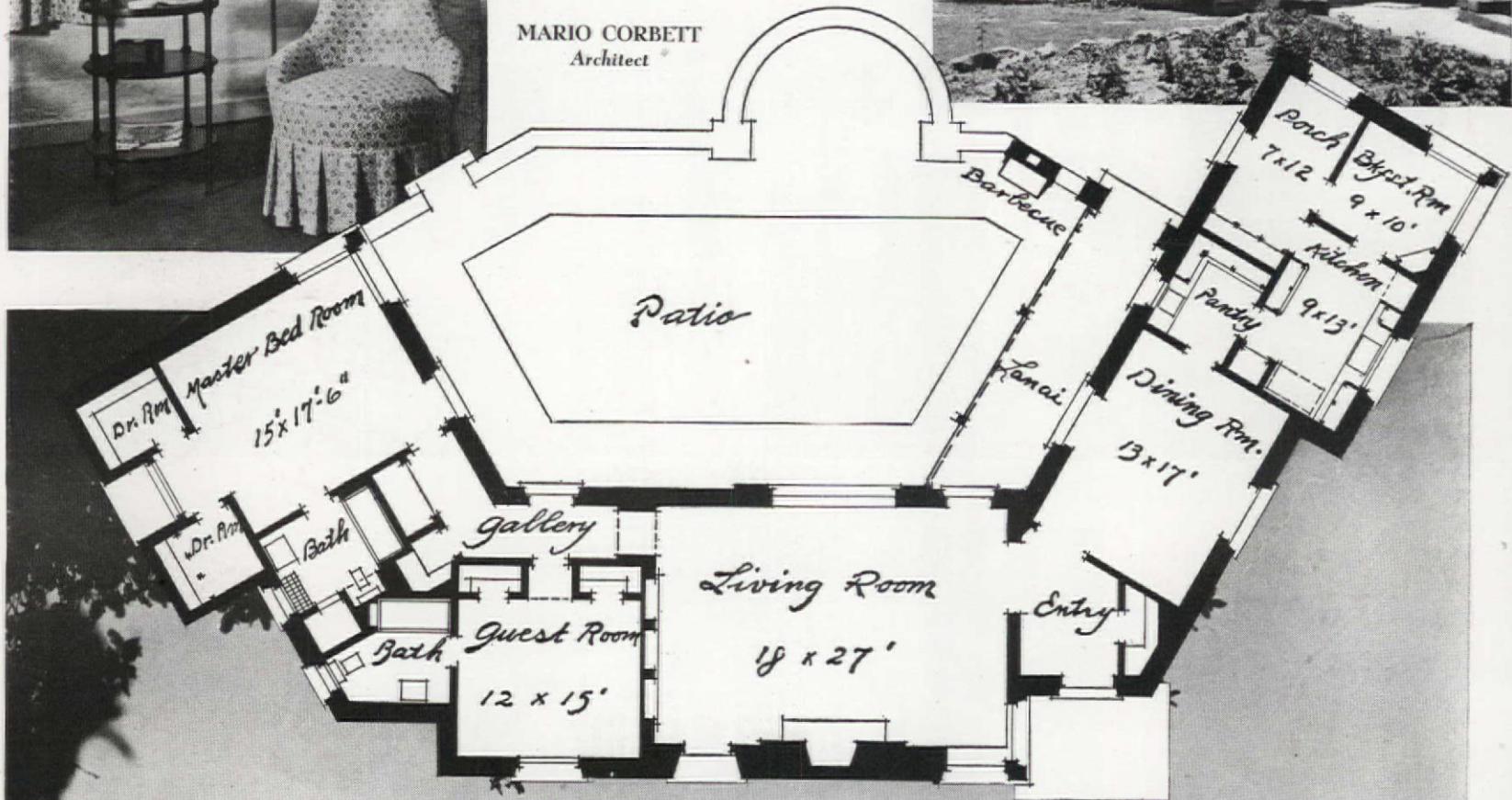

LOCATED at Los Altos, California, Mr. Paul L. Bernhard's home uses adobe brick on inside and outside walls and on the wall enclosing the rear patio. The plan is notable in the way the rooms are wrapped around the patio giving each of them two-way exposure. Window treatments and the shaded porch or "lanai" are distinctive.

BUILDING DATA: Walls: Stabilized adobe, stucco, and batten board. Roof: Heavy redwood shakes. Insulation: Metal foil. Windows: Wood casements. Woodwork: Exterior, pine. Interior, knotty pine. Plank outside doors, panel inside doors. Kitchen: Electric refrigerator, range, and ventilating fan. Color Scheme: Exterior, adobe walls and wood painted white. Interior, cream white. Cost: Approximately \$9,600 in 1937.

MARIO CORBETT
Architect

IV. Adobe House Around a Patio in Los Altos, Cal.

Photographs by Howard B. Hoffman



Giving the Heir the Air—

We may be proud of our streamlined baby buggies of today, but the 19th century perambulators were pretty elegant specimens in their own right

EDNA DEU PREE NELSON



1872



1882



1879



18th Century

BABIES get around a lot. It has always been the custom for the young heir to take the air: on his mother's hip; on her back; in a basket balanced on her head; in a contrivance that rolls on wheels. Perambulation and infants seem irrevocably linked. From a crude affair of home manufacture the child's vehicle has turned into a luxury coach with as many gadgets and fittings as a coach for royalty.

Indeed the carriage trade is not a thing of the dusty past! Our modern young heirs take their outings in "prams"—low swung, streamlined affairs pushed along by a handlebar from the rear. Baby carriages they were when Papa was the dandy of the boulevards and baby carriages they remain for all their fine fixings. The carriage trade is thriving; it never went out with the high-stepping horse and buggy. It just keeps rolling along.

Years ago, the baby carriage was like a chariot in reverse, being pulled by the tongue or by a rope; long before that it was just a homely cradle that moved only when it was carried. . . . Babies since the early nineteenth century can thank an Englishman for their carriage with a handlebar which is so practical and easy to navigate. Fittingly enough, the idea for this type of carriage came to his mind as he was carrying his infant son about Battery Park, New York. The child

was heavy, and necessity being the mother of invention, this man went home and put a stop to such nonsense. The result was not any great shakes as a baby carriage, or perambulator as it was called by its inventor, but it worked. It was, in fact and truth, nothing more than the infant's high chair to which rollers had been attached—sort of a roller skate idea applied to a chair. However, it was a brilliant idea and it saved many a weary arm. Startled and amused pedestrians probably enjoyed that picture of a proud father rushing along Battery Park behind a high chair on wheels. Streets then were not paved as they are today and there must have been many a bump between the front door step and the end of the afternoon's jaunt.

The United States was the locale for this man's inspiration, but England first manufactured his carriage, for with his idea complete he returned to his homeland for capital and patrons, members of nobility and royalty being among his first clients. Queen Victoria and Albert bought his carriages for all their children. There were perambulators for the children of earls, dukes, and lords, until finally the idea became popularized and the middle-class children began to take the air in carriages.

Long years before the pram made its flight to success there had been children's vehicles of one sort or another, most of them in a

[Please turn to page 57]



1874



1888



1875

Wickerwork, plain and fancy, came later on in the century



1881

In 1858 this "hansom cab" pram was still pulled by a shaft



1858

The coachmaker's art was lavishly displayed in the 19th Century carriages



1870



At top, 1952 reunion of Folsom family at Pride's Crossing, Massachusetts home of Association president, Henry L. Mason. Directly above, the clan gathers in 1955 at Nottingham Square, N. H.

JENNIE MOORE

All in the Family—

FAMILIES are in style again! And family heroes are becoming as popular as those in story books: the doctor who rode through a blizzard to fight an epidemic, the great aunt who saved a town from burning, the preacher who cleaned out a vicious political situation. And there is a reason—for family reunions are an extremely popular American custom once again!

"Let's get together" say the members of the clan. Sometimes only ten or twelve come out in a group—sometimes a hundred or more meet as strangers on the slim basis of a family name and part at the end of the day as friends. A published record lists over six hundred Family Associations! But even hit and miss research indicates hundreds of others—families who regard their yearly gatherings as "just fun" and not worth newspaper report or comment.

There's the Folsom family of Maine and Massachusetts and New England in general. These are people who know how to value a heritage and take current joy in it. No mere prosaic roadhouse meeting will satisfy them. Instead, each year they meet in a different spot. It may be a house that exudes the flavorful hospitality of "home sweet home" as it existed in the time of Puritan or sailing ship ancestors and as it remains today. Or some historic church like Old Ship Church at Hingham, Massachusetts, may invite them all to pray a while and give thanks for the blessings of past and present in a free land, after which they turn for jollity to a near-by sheltered barn or tables of good things to eat spread invitingly on the open lawn.

These Folsom folk have not fallen into hot dog eating habits, they boast. They know the taste of beans baked in a bean-hole when they lunch on family reunion day at some

[Please turn to page 56]



Primitive bushmen placed their huts against prevailing winds

This Business of Southern Exposure!

THE word "orientation" has come down to us through the ages and seems to be associated with many different things: architecture, the Christian religion, Greek mythology, Aztec Indian lore, the winds, the rain, and the rising sun. However, its meaning is illustrated most simply by the primitive bushman who constructed the back of his rude hut to the prevailing winds in order to protect it.

This "southern exposure" is the newest selling point that real estate men

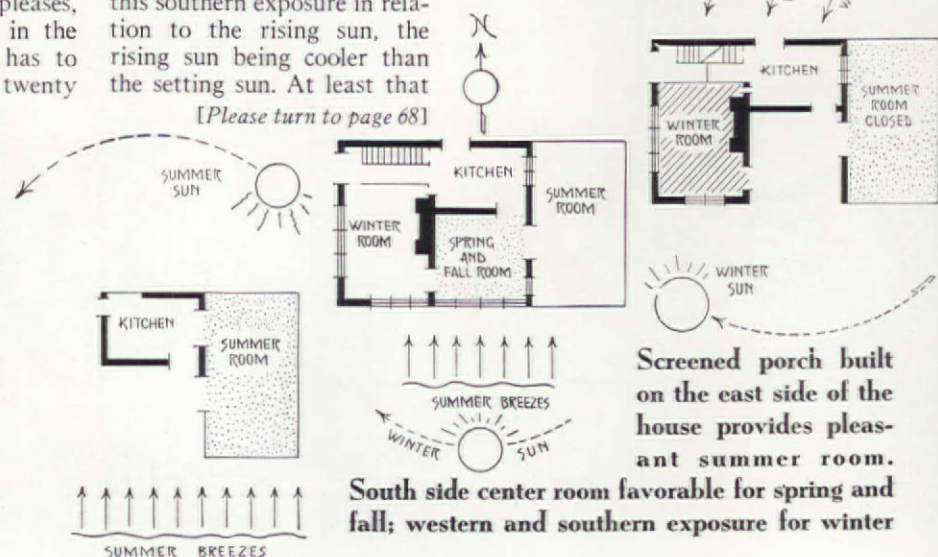
have for their newest, most modern houses in the Midwest. The deep Midwest is the country with lots of climate, that part of the United States where the weather is a real topic of conversation because it is so versatile, because it feels so perfectly free to come and go as it pleases, to change suddenly and without warning. The weather man in the Midwest not only has to forecast tomorrow's weather, but has to apologize for yesterday's mistakes. A temperature drop of twenty degrees in an hour is not unusual in this locality and the mercury may hover around the zero mark two or three months at a stretch. In summer, the temperature may go up to a hundred and sulk day and night for six weeks without coming down. There may be weeks and weeks of perfectly delightful spring and fall days, or they may be too wet or too dry. However, in spite of all this weather vagary, Midwesterners find that by using a basic plan of orientation they can build a house which protects them from the unpleasant elements and yet enables them to enjoy to the fullest those delightful days that come and go so quickly. The farmers discovered the secret and used it on their chicken houses long before the real estate men started singing their song of better and more practical house planning—"Board up the north, and give us a southern exposure."

the south, while in winter the sun is in the south, and the cold, bitter winds from the north.

So when we build our house with a southern exposure, we are merely imitating the bushman by backing up to the cold winds and basking in the sun in winter: sitting in the shade in summer and waiting for the breezes.

Since the word "orientation" comes directly from the word Orient meaning East, and referring to the rising sun, let us see if we may use a little more finesse perhaps than our ancient ancestor and plan our house so that it receives the maximum benefit from this southern exposure in relation to the rising sun, the rising sun being cooler than the setting sun. At least that

[Please turn to page 68]



Sun, wind, rain, and seasons are factors in locating homes

Screened porch built on the east side of the house provides pleasant summer room.

South side center room favorable for spring and fall; western and southern exposure for winter

The American Home Series of State Flower Prints



Painting by Marjorie Stempel

XXVII. MISSOURI. DOWNY HAWTHORN: Although most of the praise of the beauty of hawthorns has come from England, North America has many more native species than has Europe. *Crataegus mollis* of the Middle West is one of the most decorative, with its typical rugged branch form, graceful flower clusters, bright green leaves (whose downy undersides gave rise to the common name), and scarlet little, pear-shaped fruits which fall soon after they ripen in late summer. They can be used for jelly if not gathered first by the birds, which do not on them



Painting by Natalie Herken Dams

XXVIII. ALABAMA, KENTUCKY, NEBRASKA. GOLDENROD: This has so often been suggested for the national flower that the wonder is that more states have not chosen it. The species pictured is the late-flowering *S. serotina* of Nebraska, but it can represent also *S. patula*, the spreading goldenrod of Kentucky, and *S. canadensis* of Alabama, which is common all up the Eastern seaboard. *Solidago*, from Latin words meaning to draw together, refers to an early belief in the plant's ability to heal wounds. Under cultivation, goldenrod becomes a gorgeous, if rather coarse, border plant

The best food in town— and FUN in your own



Photographs by F. M. Demarest

See also Mr. Smith's buffet table on the cover

Never was such a coconut cake, as you can see, and when it comes to something a little new to do with strawberries, try Caledonian cream

WE NOT only grant that men are the best cooks in the world, we also contend that when they take a notion to they do awfully well about planning a party, complete in every detail.

When a man goes out on his back terrace just to stroll around and determines, there and then, to give a party, it is likely to be pretty exciting. Mr. Herman Smith went out to look over his little white house in Ridgefield, Connecticut, and the grand big pine tree and decided that the place needed to have a Sunday luncheon party. There were two smallish windows with a lattice between them, the very place to put a lovely old white plaster Greek head, to be crowned with a wreath of ivy and hold red and white geraniums in splendid array. Below it, between these same little windows was exactly the right spot for an ample buffet table. Mr. Smith happened to have a beautiful bold turkey red table cloth with a Greek key bor-

der and big comfortable red and white fringed napkins to match. Then he used a pair of fine white basket compotes and a huge urn, also white, which he filled with red and white geraniums and great long spurs of snapdragon. White plates, blue bowls, and silver serving dishes came next with cornflowers, as blue as indigo, to decorate everything possible.

Then all of a sudden the menu simply had to belong to this hearty color scheme, and it developed into something more than just a buffet lunch alfresco; it became a patriot's buffet, if you will, and the flamboyant colors were carried right on through the food too. No harm to change the curtains at those two windows and for this one day hang red ones with blue stars and blue ball fringe. This was going to be a real party, so with the sure sense of a person long trained in the business of stage settings and the exciting tricks that color can do, Mr. Smith did all sorts of things to that little terrace, for that one day, to

make it and the party come alive. Red and white geraniums in blue and white pots were hung in rows beneath the windows, and lots more red and white geraniums cropped up amongst the evergreens around the house. The flowers on the tables were just the ones that anyone might grow for his pleasure in his own back yard garden.

Perhaps it is just an average terrace at most times; perhaps it is just such a terrace as lots and lots of people have or could make in their own yards, at the side or back of their own houses. However, for that one day it took on a completely new look—a stage setting, arranged especially for this delightful party, and so simply and easily done. Really all you need is the back yard, I guess. A back yard and the firm conviction that a Sunday lunch need not be an everlastingly decorous meal around a damask hung table in the same old dining room, with a simply staggering meal launched at you, course after

BACK YARD

You can see for yourself what we mean by elegant food. Read this story of a man's idea of lunch in his own back yard. Better than "chicken and dumpling when she comes"



course, and ending up with the grand finale—ice cream and chocolate sauce.

With typically masculine thoroughness, Mr. Smith planned his menu to fit the mood, the terrace, the day and, of course, his guests. He thinks that a whole lot depends on paying a little more attention to the kinds of foods that are put together as well as the flavors. It is always pleasant to have something crisp like a salad that is all green wisps served with a fine solid looking dressing or

cheese; the one sharp as a razor, the other bland as a banana.

Mr. Smith really turns out the best food in town, and this time he outdid himself. Look at the good things he tells you about: a magnificent blue soup, the color of the blossoms of rosemary; a beautiful platter of two kinds of cole slaw, one red and one white; and a chicken dish that is something new under the sun. For accompaniment he had beets, with a sauce that has real bite to it, delicate puréed peas, a salad with a wreath of radishes and cornflowers, and cheese in the center "just for pretty."

To prove how easy it is to whip up something besides the ubiquitous ice cream for dessert and to show that he, at least, can do something with strawberries besides shortcake them, Mr. Smith made a cake—and just look at it please! He used it for the centerpiece for his dessert table and also served strawberries and Caledonian cream—the strawberries in all their pristine freshness.

Mr. Smith's idea of two tables for a buffet is one of the nicest imaginable. It's like a man to create ease and comfort, such as two tables to spread out on give a party. Because he likes comfort, a man thinks of providing it for others, and Mr. Smith has done that!

Recipe printed on back of each photograph

• chicken magnolia



F. M. Demarest

• Caledonian cream



Patriot's Buffet Luncheon

Rosemary Soup

Chicken Magnolia—Puréed Peas

Beets with Mustard Sauce

Hot Shoestring Potatoes

Red and White Cole Slay


Salad Wreath

Crispy Hot Hard Rolls

Fresh Strawberries with
Caledonian Cream

Coconut Layer Cake Coffee

• rosemary soup



• beets with mustard sauce

MIX in top of double boiler..... 2 teaspoons mustard
2 teaspoons sugar
½ teaspoon salt
3 teaspoons flour
Dash powdered cloves

Add and cook until thickens..... ¾ cup water
¼ cup vinegar
2 egg yolks, slightly beaten
1 tablespoon butter

Pour over hot small whole or sliced beets. Sufficient for 6 to 8 servings.

Submitted by HERMAN SMITH Tested in THE AMERICAN HOME KITCHEN

• salad wreath

COMBINE 2 lbs. cottage cheese with ¼ lb. Roquefort cheese and mix well together. Add a little cream if desired. Pile cheese lightly in low bowl and place in the center of large round plate.

Around bowl of cheese have a bed of white leaves of lettuce, bordered with sprigs of watercress and with blue cornflowers inserted at intervals. Arrange a circle of small red radishes and a circle of small round scallions, left whole or cut in rings, on lettuce bed.

Make a little nosegay of the cornflowers and watercress for the center of the cheese bowl. Pass a French dressing separately.

Submitted by HERMAN SMITH Tested in THE AMERICAN HOME KITCHEN

• **Caledonian cream**

MASH 2 packages (6 oz.) cream cheese. Add a little heavy cream to soften, then add remainder of 1 pint cream and whip until thick. Add 1 teaspoon sugar, continue beating and when stiff, add 3 tablespoons chopped candied orange peel.

Serve with fresh strawberries or raspberries, or with pears poached in grenadine.

Submitted by HERMAN SMITH

• **frozen cheese**

Mix a glass of bar-le-duc jelly with 1 package (3 oz.) cream cheese. Add cream to soften. Pack in a small mold and freeze in ice and salt for 3 hours or turn into refrigerator tray and freeze. Serve with crisp crackers.

Tested in THE AMERICAN HOME KITCHEN

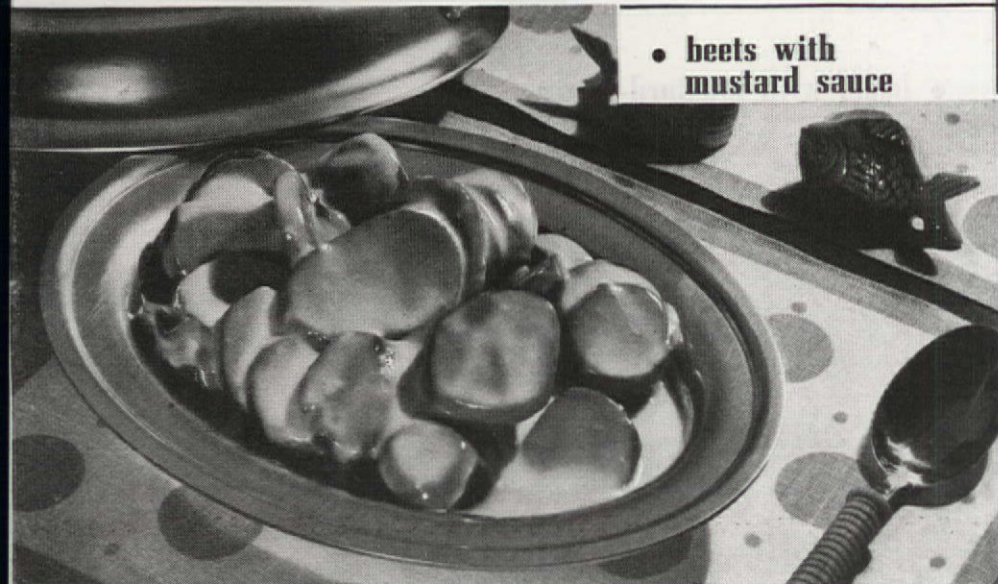
• **rosemary soup**

COMBINE in soup kettle..... 1 5 lb. roasting chicken (reserve breast meat for chicken magnolia)
Cook until meat falls from bones. 1 carrot
Remove meat and set aside for use 1 medium onion, sliced
in salad or otherwise. Strain broth A few celery tops
through cheesecloth. 6 sprigs parsley
1 bay leaf
4 whole cloves
2 teaspoons salt
2 quarts water


Add to broth and simmer covered about 20 minutes..... ½ teaspoon rosemary.
Strain and cool (can stand overnight). Remove all fat. Tint with blue vegetable coloring to give decided blue tint. Add 1 tablespoon quick cooking tapioca, and freshly ground black pepper to taste. Heat thoroughly. Makes 2 quarts soup. Serve with salted whipped cream and chopped pimientos passed separately.

Submitted by HERMAN SMITH Tested in THE AMERICAN HOME KITCHEN

• **beets with mustard sauce**



• **salad wreath**



Recipe printed on back of each photograph

Play these

Give over an evening to these new paper games; try some of the active ones for variety's sake. No unusual equipment is needed but it's a good idea to have your wits in good working order and handy

IF BY any chance you have already made a business of collecting games, (the way some people collect stamps) the different kinds of games and amusements that different kinds of people like, then you won't ever have a bit of trouble with what might be the most unruly sort of evening. Go to your file before the guests arrive and make a careful selection. Ease people into a brand new, quiet, simple game, and in a very few minutes the most rigid die-hard will relax, in spite of himself.

File your collection of games on cards that will take a lot of wear, and don't forget the most important markings, the classifications: "Adult," or "Small Children" or "Active" as the case may be.

Of course, if you are in the habit of giving white-gloved, stand-around-and-murmur receptions, this is not for you. Or if all your friends are the blood-in-the-eye type of bridge fiends to whom the highlight of the evening is pointing out someone else's crass mistakes in an interminable post-mortem of "that second hand in the first rubber," then just skip this whole idea.

BUT if you like to have fun with your kids, big or little, and enjoy pitting your wits against all comers or just relaxing a long way from the day-after-day nuisances of life, and most important of all, if, as a family, you've never forgotten how to play, this idea is very definitely yours. We think it is a grand one too. You start your file of games right from this page, you see, with the games that Nina Kaye has collected for you, and then add to it every time you get a chance. Whenever you hear of a game that sounds like fun, whenever the radio dumps an especially good one in your lap, you can file the record of it away, and there it is on tap for you when you want it. And it would do no hurt to file it in with your menus, just to give yourself all the breaks there are and have everything handy at one fell swoop.

• **chicken magnolia**

PUR through food chopper using fine knife.....breast meat of 2 roasting chickens
Add to the chicken meat and chill.....½ cup bread crumbs (soaked in 1 cup milk)
¼ teaspoon pepper 1 egg, slightly beaten
1 tablespoon melted butter 1 cup blanched almonds, finely shaved
½ teaspoon minced parsley 1 teaspoon salt
Dash nutmeg

Make into balls about 1½ inches diameter and roll in slightly beaten egg and then in finely shaved almonds (additional) and brown in melted fat or salad oil. Pour on 1 cup chicken broth (may use chicken bouillon cube in hot water). Cover and simmer 20 minutes. Just before serving, pour over the chicken 1 cup cream mixed with 1 tablespoon cornstarch, ½ teaspoon grated lemon peel; salt and pepper to taste. Cook until thickened slightly. Garnish with more shaved almonds. Serves 6-8.

Submitted by HERMAN SMITH Tested in THE AMERICAN HOME KITCHEN

Photograph printed on back of each recipe

games in your own living room!

NINA
KAYE

• who's your neighbor?

Adults
Children
Fairly quiet

EACH person chooses a name, either of a famous person or a tongue-twisting concoction of his own fertile brain; the point is to get one difficult to remember. After a moment to decide, each player in turn calls off the name he will use for the rest of the game.

One player who is "It" stands in the center of the room, points to anyone and asks the name of the neighbor on his right or left. The player pointed to must respond with the *assumed* name of his neighbor before "It" counts ten. If he fails, he changes places with "It" and then points to someone, asking the name of that person's neighbor. The player last in the center always takes the seat vacated by the new "It," thus constantly shifting neighbors about so that one minute you may know your neighbors, the next you may not. Children take the names of animals or story-book characters.

• white elephant exchange

Adults
Active



WHAT is one person's White Elephant may be another's heart's desire. Ask each guest to bring along a White Elephant in a brown paper bag, fastened around the top with a rubber band.

Bags are deposited, unopened, in a pile on floor or table. Proceed with dancing or march around the room. When the music stops, everyone dashes for a paper bag. Guests open the bags and privately inspect their prizes. If satisfied with their booty, they take seats. All others put the bags back and wait for another draw. The last six must keep their prizes whether they like them or not. However, they still have a chance of "swapping," when all the White Elephants are displayed.

• animal crackers

Children
Active

SEVERAL boxes of animal crackers are needed for this party game. (Or you can get a box of Anagrams to have always on hand. The little letter squares will give you an endless variety of games besides the word forming game they're used for.)

Hide animal crackers about the room, five of each kind of animal and as many kinds as there are guests. One more of each animal is placed in a box. The box is passed and each player picks an animal. Players who draw lions must then go on a "lion hunt," those who draw elephants on an "elephant hunt" and so on. No hunter touches any of the animals except those he's hunting for. As soon as he has bagged his five, he sits down in the center of the room to watch the others. He'll remember where he saw a tiger and squeal and squirm as the tiger hunter goes right by the spot!

If there are more children than kinds of animals, hide ten lions, placing two lions in the box, and so on. To use Anagrams, substitute letters for animals. The one drawing an A from the box searches only for A's, etc.

• impromptu scavenger hunt

Adults
Older children
Active



SEE who can find the greatest number of objects that come from other lands: coffee and rubber from Brazil, silk from China (not rayon), gloves from France, stamps, letters, etc.

Pair the company off or let them hunt separately, as they prefer. Allow half an hour for the hunt if limited to the house, an hour if players comb the neighborhood. Make necessary rules against tearing pictures off the walls and about returning things afterward to their proper homes and respective corners.

• who moved?

Children
Active

PLAYERS are divided into two teams which stand facing each other. Team A is told to study the members of the other team. Then Team A turns away, while one player on Team B alters his appearance slightly—twists a tie, removes a handkerchief from a breast pocket, slips off a bracelet. All the others remain as before.

Team A turns back and has three guesses as to who moved. If they guess, the player goes over to Team A. Anyone who thinks he knows may guess. After three chances, if they haven't guessed, they lose a player to the other team. Teams alternate chances. At the end of fifteen minutes, the team having the largest number of players is, of course, the winner.

• change partners and dance

Adults
Adolescents
Active



DIVIDE playing cards into pairs of red and black, one pair per couple. Distribute the cards about the room, on window ledges and the tops of furniture. A few of each color should be hidden behind pictures and under vases to make the game harder.

During the dancing, the music stops suddenly. Everyone must dash for a card, the men pick up only clubs or spades, the women hearts or diamonds. Dancers find new partners by locating the one holding the matching card. Partners must be found before the music starts again in three minutes! All those who fail to find their new partners take seats. The couples remaining to the last are the winners.

● **chowder**

Adults
Adolescents
Active

A NEW version of charades that will get even the shyest guest into the acting spirit and make him clamor for another round.

Print on correspondence cards a number of food words: chowder, ham, eggs, pancakes, canape, dessert, roast, fish. Above each letter of the word *chowder* write the number 1, over each letter in *ham* 2, 3 over the letters of *eggs* and so on. Cut the letters apart. Use only enough words so that there will be a letter for each guest. Dump the letters into a hat, let each player pick one. All who drew a letter with the number 1 round up the others with the same number and see what word their jumbled letters make. At the same time all with letters numbered 2 are rounding up their cohorts, as well as those with numbers 3, 4 and 5. When all groups have determined their words, each in turn acts its out in pantomime. Timid souls who balk at acting alone won't mind being one of a group strutting like very bad Thespians to illustrate *ham*. Two-syllable words need two acts, chow and door, perhaps, for chowder. Stretching a pronunciation or punning is always allowed in charades.

● **long and short of it**



Adults
Pencil and paper
Quiet

CALL off letters of the alphabet in random groups of two. Players list the letters down the center of their papers thus:

CY
RS
CYANIDE
ENDORSEMENT

Have ten of these groups. Allow five minutes to see who can make the longest words by adding letters fore and aft to each group thus:
Letters in the groups may not be transposed. After five minutes, players call out the words they have. Duplicates cancel-out. Score one point for each letter of each word, exclusive of the original two, high score winning. Use the same letter groups again to see who can form the shortest words. Low score wins this time.

● **murder!**

Adults
Quiet

DIVIDE the company into two teams and send one out of the room. The others then concoct a murder, a series of events leading up to a murder. It needn't be logical and can have the most lurid details. But it mustn't be over fifty words. The murder story is written on a slip of paper, which is folded and sent out to the other team, who select one among them to be the murderer. *He alone* reads the slip. The team then returns to the room and lines up, the murderer somewhere among them. Members of the other team hurl words, names and numbers from the murder story on the slip at each player in turn, who must respond with the first word that springs into his mind. The murderer, the only one who read the murder, will give himself away by "association of ideas." Or, perhaps, by his very evasions! Keep a record of the time it takes to find the culprit. The other team then goes out, while a second murder is concocted for them. See which team is quickest to spot the culprit. They'll clamor for a second chance.

● **lost words**

Adults
Pencil and paper
Quiet



READ a paragraph from a newspaper or book, omitting every fifth word. Players write the paragraph down. Then read off the words omitted, not, of course, in their proper order! See who inserts most in their proper places. Variation: Read aloud a familiar poem, saying "dash" instead of one word in each line:

It was an ancient dash
And he dash one of three
'By thy long grey dash and glittering eye
Now wherefore stopp'st dash me?

Don't give the omitted words. See who can insert the most correctly.

● **new potato race**


Adults
Children
Active

PARTNERS for this very amusing race. Each pair chooses a different animal, dog, cat, rooster, donkey, cow. Twenty or thirty potatoes are scattered about the floor. One of the partners of each pair is blindfolded and reminded of his animal. At the word "Go!" the race is on. The blindfolded member of each team must pick up the potatoes and take them back to his partner, who guides him by making the sound of the animal they chose!

The players must listen only to the hee-haws, moos, crows, or bow-wows of their partners to grope successfully for the potatoes. Each potato must be taken back to the player's partner before a second one is picked up. The pair who gather most potatoes are the winners.

● **art-istic**

Adults
Pencil and paper
Active



DIVIDE the company into two teams. Someone acts as judge. Each team selects a leader. Leaders and the judge are provided with pencils and paper.

The judge writes a noun on his paper and shows it only to the two leaders. Each leader then dashes to his team and makes a drawing to illustrate the word. The leaders needn't be artists. Anyone can draw a wavy line and a more or less accurate ark. It shouldn't take long for the team to arrive at the word "flood." As soon as they do, the leader shouts "Right," and a point is scored for his team.

A leader may not speak until a member of his team guesses the word. He may, however, add to his drawing as the guessing proceeds—heavy slanting lines for rain, just for example.

The judge keeps score, continuing with a new noun each time one is guessed.

EVEN if you have always thought that nothing could be more stupid than to sit and play *games* all evening, if you've always called them "kid stuff" and loathed the thought of exerting yourself in the slightest after a hard day over a hot stove or desk, now is defi-

nately the time for you to start getting over those crotchety ideas. Have a little fling with some of these brain-teasers or renew your too long-lost youth with these gentle antics. It will be a shock, maybe, to have so much fun so easily, but admit it, and don't be a grump.

Habitant pea soup in a great tureen and fine, thick, ample plates speak of the hearty quality of French Canada. The white cloth is reminiscent of the simplicity of its table

GRACE McILLRATH ELLIS

I DON'T know when we began giving "Hello" or "Good-bye" parties, but I think it was back in the Depression. None of us could go much of anywhere and anyone even hinting a trip was treated with all the respect due sudden celebrity. That was the year our friends, the

Aldrichs, calmly announced their intended trip to Mexico!

"Well, even if we can't travel," said the man at our house, "we can at least commune with travelers. Let's ask in the Aldrichs . . . a few others, collect all the Mexican data we can . . . what do you think?"

"Think?" I asked, stunned for a moment by a really gorgeous party idea turned up as easily as that, "I think it'd be marvelous! We could ask Bob Simpson who was at Cuernavaca for a month or two before he moved here, but has never had a proper chance to tell about it, and the Browns and Rices who want to go. And I'll get Toor's "Guide to Mexico" at the library—Alice says it's grand on Mexican travel—and make some information quizzes for entertainment."

"And why not a Mexican meal?"

"A Mexican meal? Of course! With Tamale Pie made from the recipe Aunt Minnie brought back from Sanford's in Mexico City, and chocolate, frothed at the table with that molinillo dingus she gave us, and which I don't know how to work yet but can try out. It's a grand idea, and it will be a grand party!"

It was. Bob Simpson is still talking about the night he opened up on Cuernavaca and Taxco with an audience who asked the right



F. M. Demarest

things are from where, and the smooth, easy ways to get there and to avoid harrowing in-betweens. And "someday," we murmur prophetically "SOMEday. . . !"

In the meantime, we remember food for a travelogue party needn't be a matter for great concern. It's nice, of course, to feature the dishes apt to be found at the journey's end. As if you yourself had been to the Gaspé, for instance, you might serve a grand come-on beginning with crème vichyssoise, or a wonderful pea soup. Follow it with baked stuffed cod. Maybe you will catch one yourself in the French Canadian country. Serve a well-

dressed fatigued salad with the fish and keep everything nice and light because of the magnificently opulent looking tart that is coming—Tarte à la pichoune, very gorgeous and made with molasses and fine crimped edge. The habitant pea soup (recipe page 38) is really so hearty and filling that, served with a fresh fruit or vegetable salad, you have all you'll need for a summer luncheon or supper. Soup, the kind you buy or the kind you make at home, is a wonderful answer to the "one hot dish" for your summer menu. You'll find all these good recipes in this issue, except the crème vichyssoise which is from The Amer-

Let's Give Another Travelogue Party!

questions. The Aldrichs say that dinner made the difference between what might have been a trip through Mexico—towns passed and postcards bought—and a trip to the country with real garnerings of "Andesian wealth." And the Browns and Rices have since been to Mexico.

As for us, after years of note comparings with guest travelers, we, too, vicariously, have mingled with Mexican diplomacy at Bellinghausens, hunted elk on Costilla Peak, made "Billy-Tea" in Australia, beamed at the Quints in Canada, opened Columbus's grave in San Domingo, rolled down to Rio, traveled through England, Austria, Ireland—been every place, in fact, where gadabout guests have imaginatively carried us.

Actually, to be honest, we've made two world's fairs, one Canadian lake, and the Arlington where Johnstown lost his wind and everyone else's shirt. But the world, from the vantage of the dinner table, has gradually taken shape—and sense. We know where

II. MEXICO AND FRENCH CANADA



• habitant soup

Recipe printed on back of photograph

Maybe you can't actually take a long trip this year, but you can have a lot of fun planning a party around the places you would like to see—a travelogue party



ican Home Basic File. The thing about doing these various parties from all over the world is that you don't have to rush out and whip up a whole new set of everything for each country. You can really get the effect, if only one thing comes from the place you're "touring" that night. Even if nothing actually has, a certain way of putting your menu or your table together can give you a feeling of the spirit of the place. The Mexican table we show here actually came from almost as many places in the



Snapshots and souvenirs



As pretty a Mexican table as you will see anywhere. Though only the cloth and the pitcher really are Mexican, the effect, the color, and gaiety are right

● **soupe aux pois Canadienne**
(habitant pea soup)

SOAK overnight 1 lb. dried whole yellow peas
Drain, rinse and bring to a boil in..... 2 quarts cold water

Add and let simmer until peas are done (2 to 3 hours)..... 1 carrot, finely diced (about ½ cup)
2 onions, chopped (about 1 cup)
1 tablespoon salt
¼ teaspoon pepper

Then add and let simmer 1 hour longer.. ½ lb. salt pork
Skim off any shells that come to the surface and serve. Makes about 2½ qts.

Recipe, courtesy of CHEF LOUIS BALTERA
Château Frontenac, Quebec

Tested in
THE AMERICAN HOME KITCHEN



world as there are dishes on the table, and yet, because it is colorful and simple and gay, it has a certain sunny quality, a certain happy look that we instinctively associate with Mexico. And the same thing applies to our French Canadian table setting—the simplicity almost austere, and at the same time a heartiness as direct and sincere as their folksongs and handicrafts.

By the same token the Mexican menu you serve need not be painstakingly Mexican down to the last chili bean. It must have, however, at least one dish that has the characteristic "hotness" we expect in any typical Mexican menu. The American Home kitchen suggests a Mexican menu—why not have Gaucamole on Tortillas (both recipes from The American Home Basic File). Mole Turkey (recipe page 39). Garbanza beans. Fresh fruit. If it's a regional trip being feted (and trips this season will likely be)—to the Great Northeast, the Great Southwest, or where you will, a peek at the Reader's Guide is apt to turn up a magazine article devoted to dish favorites of the section.

Or a book like Grace and Beverly Smith's "Through The Kitchen Door" (poor title for a

[Please turn to page 62]

Food for your Canadian party

• Mexican mole (turkey with pepper sauce)

Cook together about 2 hours.....

1 10 to 12 lb. turkey
4 quarts water
1 tablespoon salt

Remove seeds and veins and brown slightly...

8 "Mulato" hot peppers
8 "Colorado" hot peppers
8 "Ancho" hot peppers
6 large tomatoes
6 cloves garlic


Put peppers through meat grinder with.....

¼ cup (3½ oz.) blanched almonds 2¼ tablespoons sesame seeds
3 tortillas or pilot crackers 2 squares (2 oz.) unsweetened
½ teaspoon coriander seeds chocolate
1½ teaspoons anise seed 1 teaspoon salt
⅛ teaspoon ground cloves ¼ teaspoon ground cinnamon

Cut turkey in large pieces and brown well in melted fat or salad oil. Then brown pepper mixture. Combine turkey and paste and add turkey stock to cover. Simmer at least 4 hours. Stir occasionally to prevent sticking.

Tested in THE AMERICAN HOME KITCHEN

• chili con carne con frijoles



• tourtière à la viande

HAVE ground together.....

2 lbs. lean shoulder of pork
1 lb. fresh back fat

Put meat in saucepan and add....

1 cup water 1 tablespoon salt
¼ teaspoon nutmeg ½ cup chopped onion
¼ teaspoon allspice ¼ teaspoon pepper

Cook for ½ hour over moderate heat, stirring often to prevent sticking.

Remove from heat and add.....

3 cups bread crumbs

Mix well and cool.

Line a tourtière or baking dish with pie crust, add filling and top with second crust. Make incision in top for vent. Bake in hot oven (450°F.) about 30 minutes or until well browned. Serve hot or cold as preferred.

*Recipe, courtesy of CHEF LOUIS BALTERA Tested in
Château Frontenac, Quebec THE AMERICAN HOME KITCHEN*

• baked stuffed cod



• tarte à la pichoune

COMBINE in top of double boiler.....

¼ cup sultana raisins
½ cup granulated sugar
½ cup molasses
½ cup water

and cook 15 minutes

Thicken with.....

4 tablespoons flour

Cook 15 minutes longer, stirring occasionally.

Let cool and turn into unbaked 9-inch pastry shell. Bake in a hot oven (450°F.) 10 minutes then reduce heat to (350°F.) for 30 minutes longer. May also be baked in small tart shells.

*Recipe, courtesy of CHEF LOUIS BALTERA Tested in
Château Frontenac, Quebec THE AMERICAN HOME KITCHEN*

• ragout de pattes et boules



Reminiscent food for Mexican "lecturers"

DON'T:

DON'T put everything but the kitchen stove on a buffet table and expect it to look inviting


DON'T use little "winchy" napkins, however pretty, if there are going to be men at your party

• ragoût de pattes et boules

PLACE in saucepan with water to cover.. 3 pigs feet and knuckles, cut in half
 Bring to boil and skim. Add..... 1 onion
 1 stalk celery 2 cloves
 3 teaspoons salt 1 carrot
 ¼ teaspoon pepper 1 bay leaf
 1 cup browned flour
 Thicken with.....
 Stir well to prevent forming of lumps.
 Mix lightly 1 lb. lean pork, ground f.g. pepper
 ¼ cup chopped onion 1 teaspoon salt
 Form into balls, roll in flour and brown in small amount of melted fat or salad oil. Add to first mixture and cook slowly 30 minutes longer. Serves 6.

Recipe, courtesy of CHEF LOUIS BALTEA
 Château Frontenac, Quebec
 Tested in
 THE AMERICAN HOME KITCHEN

• tarte à la pichoune



• baked stuffed cod

REMOVE head, wash, dry and sew the aperture.. 1 medium size cod
 Fry slowly without browning..... 2 tablespoons butter
 2 stalks celery, cut fine
 1 onion, chopped
 Add and cook for 5 minutes..... ¼ cup chopped parsley ½ cup milk
 3 cups bread crumbs ¾ teaspoon salt
 ¼ teaspoon pepper
 Remove from heat, cool slightly and add..... 2 eggs, slightly beaten
 Stuff fish, tie waxed paper around neck to hold stuffing and place in baking pan.
 Bake in a moderately hot oven (350°F.) for 1 hour. Baste frequently with butter
 melted in ½ cup hot water. Serve with sauce. Allow ½ lb. fish per portion.
Onion Cream Sauce: Blend 4 tablespoons flour, 4 tablespoons butter and add
 2 cups light cream. Season with 1 tablespoon parsley, 1 tablespoon grated onion
 and juice, 1 teaspoon salt, f.g. pepper.

Recipe, courtesy of CHEF LOUIS BALTEA
 Château Frontenac, Quebec
 Tested in
 THE AMERICAN HOME KITCHEN

• tourtière à la viande



• chili con carne con frijoles

SOAK overnight 1 lb. chili beans
 Bring to boil in cold water with ½ teaspoon soda and boil 10 minutes. Drain.
 Rinse with hot water. Place in Dutch oven with..... 1 quart boiling water
 1 tablespoon salt
 Start cooking while preparing meat.
 Cook until fat is rendered..... ½ cup chopped suet
 Add and brown well.... 1 cup chopped onion 6 tablespoons chili powder
 3 cloves garlic, minced 1 tablespoon flour
 1½ lbs. lean fresh pork ½ lb. lean fresh pork
 cut in small cubes cut in small cubes
 Season with..... 2 tablespoons oregano 1 tablespoon cumin seed
 1 teaspoon leaf sage 2 teaspoons salt
 Combine meat mixture with beans and simmer about 4 hours. Serves 6 to 8.
 Tested in THE AMERICAN HOME KITCHEN

• Mexican mole



Recipe printed on back of each photograph

Photograph printed on back of each recipe

Photographs by F. M. Demarest

DO:

DO have the star of your menu typical of the country you're travelogue-ing to. DO serve a very simple menu for any tray or buffet dinner

DO have plenty of serving spoons and forks
 DO use platters that are really big enough
 DO remember to have fun at your own party

Fallani & Cohen

These Make Summer Entertaining

FUN for Mother, too!



1

Nesco Automatic Electric Roaster



2


Universal Automatic Electric Oven



3



4



Royal Lace Paper Works

5



6 Shamrock Fold-Away Basket Co.; Menasha "Hostess" paper plates; Dixie cups

Paper accessories come to the party too, when they're as gay and practical as these



You can give a party and grin "So what—" in the face of a steadily mounting thermometer if you look around a little and use some of these hot weather tips for the hostess. They are really accessories to your party and can, like your dress accessories, be easily changed to suit the special occasion.


Think of all the things you can do better and quicker with a roaster (1) that you can plug in any wall outlet, or an electric oven (2) with no special wiring required in which you can also broil or roast your hot dogs—handy for camps, too, if you've checked the load your wiring will stand. Brilliant little individual salts and peppers (3) that add more color to a gay table, and nice vegetable mats (4) just made for eating in the garden, or lace paper doilies (5) in new patterns and colors if you want to be festive and fancy. And a basket (6) you can fold up as flat as a pancake when its really tremendous cargo is gone. Paper plates and glasses in rainbow colors, firm and solid too, with a matching cloth and napkins (7) and then a really lovely looking printed paper cloth (8) fit for a tea party with trimmings.

Don't overlook the possibilities of this kind of equipment, not just for picnics, but also for a quiet meal in your own back yard. You can pack everything in the basket and in one trip carry the entire table setting and food out to your table. With roaster you plan a meal, cook it complete, disconnect roaster, and take the whole shooting match out to the garden.

F. M. Demarest




7 Sutherland "Rainbo" plates; Menasha "Hostess" cloth and napkins; Dixie cups



8 Menasha "Hostess" cloth and napkins; Dixie cups; Sutherland "Rainbo" plates

Children Like to

Don't just throw "the value of money" at a child, but lend him a hand with that first business venture—be it making fudge or digging worms!



FRANCES MARSH

I. The Bicycle Built by Fudge!

SANDY who had outgrown his old "bike" looked longingly at the one in the shop window which glittered with streamlined gadgets. He reported that the price tag was *only* thirty-five dollars.

I was struck by that word, "only," for we belong to a poorly paid professional group. Why did such a sum seem small to him? I told him that it would be some time before we could afford another bicycle and because thirty-five dollars was quite a large amount, we must plan on buying a secondhand machine when we did go shopping. He could have just as much fun on it as on a new one, I told him cheerfully, but Sandy was skeptical.

Maybe his first "bike" had come too easily. A prosperous friend, spending a week end with us, had insisted on playing an off-season Santa Claus by giving Sandy the one he had used since he was seven. There had been no long period of wishing and waiting or saving pennies for that first bicycle. Maybe various other things also had come too easily to him. From the time he was five, until he was nine, I had been compelled by economic necessity to work. During this period, feeling him deprived of my personal care, I had tried to compensate (to myself) by providing him with the material things he wanted, everything within reason. During this Depression many working mothers of my acquaintance have made this mistake, just as working fathers, absorbed in business, have over a much longer period.

But now, after hearing my refusal to buy the bicycle in the near future, Sandy announced to us that he would earn the money for it. From being cheerful, I was now filled with gloomy dismay. To have my ten-year-old son out canvassing the neighbors for magazine subscriptions they did not want was not to be thought of. I could not permit my child to make a nuisance of himself in this way, nor did I want him to experience the heart-breaking disappointment of learning how few will sign on the dotted line. Raking the lawn, wiping dishes, making his bed—these are small chores which I do not pay for. There are too few chores left in the modern house for little boys to do. Christmas and birthday money comes in small amounts in our family. Sandy's allowance is only one dollar a month, enough for ordinary needs but not enough for a new bicycle. I could see that he was analyzing the subject as I have done.

As he fretted against obstacles, I felt like the proverbial wet blanket. For days conversation in our house followed this pattern.

"I could get a paper route."

"No, Daddy says you are still too young for that. It would keep you out too late."

"I could cut grass for people, maybe."

"People don't hire little boys as gardeners, dear; it wouldn't be fair. Grown men depend on these jobs to take care of their families."

One morning as I was cooking, Sandy spied a fudge recipe on the

cocoa tin. He asked to make some himself and I lent my aid only at the crucial

points. He did most of the work and consequently was filled with pride when it turned out well. But, having the typical small-boy single track mind, he applied this new achievement to his problem. Now he would sell fudge and buy his bicycle with the profits.

I still hesitated to let him canvass our neighbors, so suggested that he sell it at school to the other children. However, only his teacher and a few pupils who had pennies with them purchased any of the pound he had made. I realized my mistake when he returned home disappointed. Most children do not carry pocket money with them. He was very saddened. Daddy had said he must not go out on the street peddling his wares or visit business places which he had wanted to do.

His feeling of defeat stirred me so that I broke down and suggested that he make up his candy only on definite orders. We discussed a price and made it low. I knew that he would soon be canvassing our friends but I swallowed my pride and turned him loose. I told myself that most people buy a little candy now and then and that I would see that Sandy's was good and worth more than what they paid for it. I further told myself that for years I had been helping other little boys by buying their magazines, potholders, and Christmas cards, so that my patronage might be considered as bread cast upon the waters.

When Sandy returned with several orders amounting to two pounds in all, his feeling of success was so beautiful to see that I was glad I had overcome my scruples. Suddenly in the midst of the clutter to which the kitchen was soon reduced I saw my opportunity. Sandy would learn more than facility in fudge making from this experience.

I asked him many serious questions. Was his candy really good? He must not sell a grainy, sugary product. Tasting it became a delightful duty now. Were his boxes neat? People would not like to buy his product unless the pieces were packed nicely, I told him. Patiently, his small hands fitted oiled paper in the boxes. Had he given good measure? To give honest weight showed that he was honest. Anxiously he scanned the scales and then irrelevantly asked how to weigh his arm.

When he started out to deliver those first two or three boxes, I asked him if he were neat and clean. People might think his fudge came from a dirty kitchen if his hands and face were not washed and his hair smooth. Cleaning up had always been a bother; now it had importance. When he started out he was the picture of shining cleanliness.

Was he polite to his "trade"? I reminded him to thank his customers for what business he got from them, or to thank them if he got none. He must not let his sales talk become a nuisance to anyone, but only suggest that if his candy pleased them, he, in turn, would be pleased to deliver to them another order at any time. [Please turn to page 58]

Earn Money!

II. Summer Surplus

Being the account of a small but successful business venture undertaken by Betsy, aged 7, and her sister Kitty, aged 9, and continued for three summers by popular demand

THE children said they *bad* to earn some money that summer. Perhaps it was to buy a sailboat, or a dog, or two new bicycles—that part doesn't matter. But it was for something important and worth working for. There we were in a little cottage on the shores of a Vermont lake, with a whole long holiday before us, and the girls bursting with energy and ideas. And these particular ideas worked! There were profits not only in dollars and cents but in other more valuable and enjoyable and immeasurable things—ingenuity, cooperation, responsibility, goodwill. To say nothing of arithmetic and spelling!

We, as parents, were not exactly consulted on this occasion, merely informed in a general way of the plans, which we thought were good. Then for several days we noted unwonted activity in and about the long-abandoned ice-house down by the shore. In odd moments between swims and excursions and all the other really vital events of a holiday in the mountains (the business venture never was allowed to interfere with such things) there were busy comings and goings up and down the ice-house path. Broom, paint-brush, old china, unused vases, coffee cans were requisitioned. A table and an old rag rug disappeared from the attic. Clearly the summer project was under way.

At last, at the end of a long rainy morning of work, the girls were ready. We received a printed invitation to visit "Ye Olde Home-Made Curiosity Shoppe" (just that!) which was to open its doors that very afternoon, prepared to furnish family and friends and summer visitors around the lake with a variety of valuable articles priced at an unheard-of low. The original handbill appears at right.

Another memo, made later, read:
July 3—Rain, Business Good. What was sold:

Cornflowers to H.....	\$.03
Lilies, razberries, ferns in dish to Grandmother20
(Grandmother kindly overlooked the fact that the lilies were picked in her pasture)	
Writing paper to maid05
Popcorn and worms to Uncle E. . .	.15

Profits

Early in the game the children determined on two cardinal principles for their little enterprise which were responsible, I think, for its genuine popularity. First, they kept in stock, or more often offered to obtain on special order,
[Please turn to page 59]

A potential customer takes time out to blow bubbles while the proprietors go to the source of supply for their "Perch, Bass, pickarel and horned-pout (maybe)"



"Fresh-caught frogs" are gathered for delivery

ELIZABETH H. LOW



—and daisy chains are made to order

YE OLDE HOME-MADE CURIOSITY SHOPPE

What you can order:

- 1 Fish-caught, cleaned, ready to fry. Perch, Bass, pickarel and horned-pout (maybe)
perch 10¢ a doz.
All the rest \$.03 each.
(Also eels once in a while).
2. Popcorn—just popped \$.04 a large bag
3. Worms and frogs.
worms 10¢ a hundred
frogs 3 for 5¢
- 4 Daisy chains.

What you can get to-day:

- 1 Flowers. Pond lilies Meadow lilies in a bouquet
Daisys, and those tall yellow flowers
- 2 Ferns in dishes—two kinds
3. Bearch Bark note paper and 1 pack of
bearch bark cards
- 4 Butter-Scotch candy
5. Razberries
- 6 Pine cones in baskets.
7. Bead bracelets

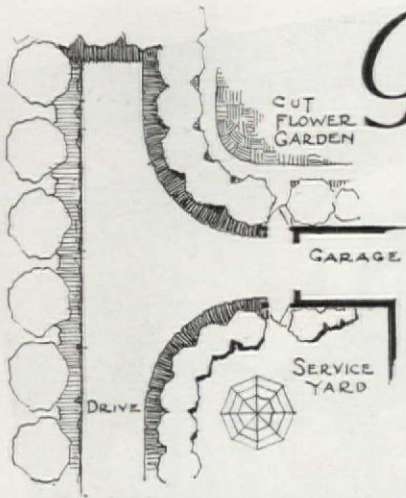
What is coming in:

- 1 Blackberries
2. Black cape
- 3 Blueberries
4. Fudge

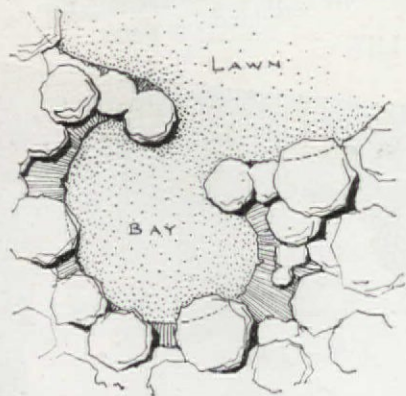


Garden Pattern Through the Ages

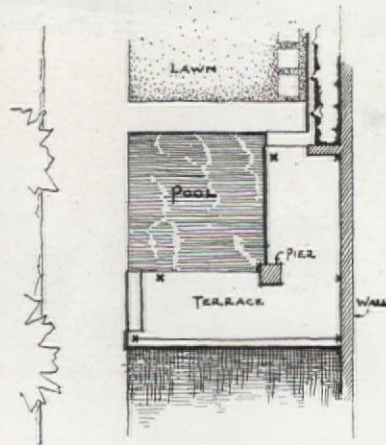
Part 11: MODERN



The familiar "Y-turn" driveway is a functional garden pattern



Accent shrubbery bays are interesting and create illusions of space



Just as some of us cling to the traditional, so others "go overboard" for modern ideas. For those of the latter category, here are some ideas of interest

BUTLER STURTEVANT, L. A.



IN ORDER to explore the present-day tendencies of garden pattern, it is necessary to study the theories upon which modern garden design is based. It has finally been discovered (and it is odd that it has taken so long) that the age-old systems of gardening, informal and formal, are completely fallacious. They have been general patterns for garden developments, they have stamped most of the gardens of the past two or three hundred years, and there have been few attempts to design gardens without referring to the laws set forth in these two systems.

The whole idea in the "informal or naturalistic style" of gardening is to make the garden look as if it grew quite naturally without the help of man. This effect is supposedly achieved through an understanding of nature and the translation of nature's methods. Man is fully


able to do all this, but he is also capable of producing effects quite as appealing as those created by nature, and, in some instances, more so. Where in nature does one find closely clipped turf, flowers, and shrubs in the abundance and variety which we expect, and with the neatness and order which we wish in a garden? A good, honest straight line, a row of trees or any use of water which suggests that it's controlled by man, is taboo in this system or pattern of informal gardening. Such rules tie the designer's hands behind his back before he starts and remove half of his possibilities. Instead of reflecting an appreciation of nature, this system has produced for the most part mimicry and burlesque of nature. Science and art have produced many things which make for easier and more pleasant living. We should utilize these gifts and not look

[Please turn to page 73]

This Venetian-blind fence pattern admits sun and air but breaks wind force; so does the author's plywood design (below). The cantilevered wooden umbrellas (at top) are at New York's Fair



This modern garden design by Oswald Woelke turns a small square space into a pleasing, yet unsymmetrical, useful area.
 †† Pool terrace, lattice, arbor form three-dimensional pattern





Philadelphia Remodeling

When the great problem of reducing living expenses can be solved through gaining a thoroughly modern, graciously attractive city home, that's news!

WHEN Mr. and Mrs. Frederick W. Rockwell, of Philadelphia, were faced with the urgent necessity of finding bench space in a jeweler's workshop so that Mrs. Rockwell could carry on her profession of designing and making jewelry, she had one of those flashes, flatteringly termed woman's intuition. Why not buy a house and consolidate all their needs—living quarters, a workshop, and garage. In one fell swoop, they would eliminate three separate rents—their present apartment, shop, and garage.

After considerable ferreting through Philadelphia's residential streets, the hunt ended in De Lancey Street, in the heart of an old historical section. Only a high degree of imagination could see possibilities in the dingy, one hundred year old, dilapidated Philadelphia three-story brick house, especially when money was a considerable object.

The property, just sixteen feet wide, extends back to another narrower street on which faces a two-story brick garage. Between that building and the house, the Rockwells discovered a forlorn square plot that had long since missed the touch of a gardener's hand. The kitchen was, disappointingly, nothing more or less than an ill-equipped shed.

Yet the house and garage were well constructed. In terms of value, the property was a good buy. With judicious planning, using as much as possible of the original construc-



CORRIE J. CLOYES



tion, it could be remodeled for a reasonable sum. However, in a few matters Mr. and Mrs. Rockwell would make no concessions. The house was to be their permanent home, so it must be modern in conveniences and comforts—automatic gas heat, two additional baths and a first floor lavatory, a mock fireplace in the living room made functional, a streamlined kitchen.

Clyde Shuler was the architect. With a sympathetic eye to the necessity for economy, he planned as few structural changes as possible. The house had some fine architectural features such as handsome door and window trim and a stairwell extending to the top of the house with handmade walnut railing and a charming bit of inlay in the newel post. These were naturally preserved.

The principal change was in the living room, with its high ceiling and molded plaster cornice. At the end of this room an off-center door opened into a dark hallway. In its place, an open doorway was cut in the middle, giving a view straight through the dining room out into the garden. Bookcases, arched at the

[Please turn to page 69]

A Change Worth Making

Moving to the country is a change—but in this case only the beginning. Read how the author and her husband modernized a farmhouse “apartment”

Betty Dunham

“LET’S move out to the country!” These six words casually spoken by my husband one early April night couldn’t have been more of a bombshell if he’d suggested a dip in icy Lake Michigan, or the—or the purchase of a yacht!

“Why . . . why . . . that’d be swell,” I gulped. “When?”

“Right away!” and with unsuspected enthusiasm, he dove for the “To Rent” page of the evening paper.

Thus began the reformation of two of possibly the most urbanly-bred folk you’ve ever met. Both Peter and I were born, raised, met, and married, literally, on city pavements. My one respite was school in a small college town, and then to a Chicago job. Any suggestion contrary to kitchenette-apartment housekeeping after we were married would have seemed idiotic, impractical, and undesirable, and so it was a veritable cracker-box with its typical “conveniences” and space savers which first housed our respective toothbrushes and the wedding gift salad bowl.

So, it happened that day in April, like two small children about to explore those big, black woods on Grandma’s farm, we picked at random the smallest suburb thirty miles from the city for our next home. Both unadmittedly terrified at our big step, we approached the

first real estate agent, looked at his only “apartment” for rent and quickly decided on it. The deciding had to be done in a hurry—the chances were we might change our minds before finding a place.

Our “apartment” was the original kitchen wing of an old house that a charming middle-aged couple had purchased some five years before and had begun to modernize in their slow, careful way, taking great precautions to retain enough of its original, lovely age and yet have it

[Please turn to page 61]

A Woodpecker Door Knocker

PULL the string under this woodpecker and it will knock at the door for you. The bird is cut from $\frac{3}{8}$ inch pine, painted red, white, and black, and the broad leg fits through a slot in the half limb. A nail driven through this half limb acts as a pivot while the cord is tied through a hole in the portion of leg which projects through.

—DALE VAN HORN



We Build a Garden



A Big Improvement for 75 Cents

ELEANOR B. GREEN

FOR the sake of others who may have a similar problem, we are offering a solution which we found both cheap and easily accomplished. Our mountain cabin is built facing down a hill, the floor being practically on the ground at the back but about three feet from it at the front, leaving a yawning space where it had not been filled with material left over from building the cabin. This afforded a most inartistic view of the underpinnings of the house, increased the difficulty of heating the living room, besides giving the cabin the appearance of rearing up on its hind legs and staring with a startled expression down the valley. We loved our



cabin but did not enjoy the "stottled" look, as P. G. Wodehouse would say, and so, poor, weak, inexperienced "wimmin" that we were, we decided to do something about it.

Our hill abounded in rocks of small and medium size. There had been times when we had cursed these same stones when engaged in clearing brush for fire prevention. One's opinion depends, it seems, on one's point of view! So stone seemed the natural medium to employ for our purpose. A trek to the building company's office in the near-by village revealed the fact that cement was fifty cents a sack and sand twenty-five cents for the same amount. (These prices were for the summer of '36.) We were told to use a mixture of one part cement to about three parts sand, with water enough to make a thick paste.

Using this mixture to hold the stones together and a garden trowel to apply it with, we piled up the rocks until the space between the ground and the floor was entirely filled. A log or two and other wooden sections served as foundations against and between which we piled the stones.

Of course, the job was far from expertly done, but since the appearance of the cabin is much improved and the total cost only

seventy-five cents plus a painfully keen realization of the possession of about a dozen muscles, the existence of which we had up to that time been blissfully unconscious, we consider the work to have been worth while. We hope to encourage some other equally inexperienced person in a like situation to pluck up courage, get out the old family trowel and go to it. A few cents expenditure is really not much of a sacrifice!

WE DON'T suppose that many babies are rocked to sleep in a chair decorated with cut-outs from a cover of THE AMERICAN HOME—frankly, we never would have thought of the idea! But the parents of Melvin Welke, Jr. report that our Christmas 1938 cover (quaint, amusing children and family group) not only does a good job of decorating a plain chair but also pleases the highly critical eyes of their eight-month-old son.

The unfinished birch rocker with cane seat was first given three coats of black enamel, accented by pale gold. Then came the glue, the scissors, and the destruction of the magazine cover. On the top slat they used a group of heads, four children and their mother singing "Holy Night"; a little boy in blue found his place on the middle slat; the bottom one was given over to his sister, in white pinafore and gay red dress, holding a sheet of music and joining in the family singing. Glued on



The Melvin Welkes destroy our cover for Melvin Welke, Jr.!

securely and protected by two coats of clear varnish, these drawings finished off a bright little rocking chair which the Welkes insist they like equally as well as their young son does.




House

JESSIE M. NEWLON

OUR main dwelling of five sizable rooms was inadequate for our little family of four. The two boys, one thirteen and the other seven years old, needed a place to run the electric train, construct model air-

planes, and carry on other activities. Because of the contour of the lot, it was not practical to add a room to the dwelling, so we planned a room with a pergola attached and placed it along the rear of the property. The plans



We Added This Playhouse by Raft and Trailer!



LOIS L. GATES

ONE of two things brought us to the momentous decision. Either I'd invited too many aunts to that buffet supper party, or the after-supper romp proved purely exhilarating instead of debilitating as I'd sincerely hoped.

Of a sudden my inner consciousness revolted. The music of fourteen young ones and eleven oldsters in various throes of enjoyment no longer ebbed and flowed pleasantly about me—a pounding, throbbing pandemonium had taken its place. No living room can retain an element of charm with a thrumming guitar, a torrid political discussion, a jitter-bug contest to hot radio music, a fistic combat, a game of poker and a sticky marshmallow roast going on at the same time. Long before we sped the last departing guest, I'd mentally reached for the graph paper, and from the vivid memory of that evening our playhouse was born.


But new wood is expensive on our island and new wood lacks charm. Besides, this play-

house must be big—as big as a barn. A barn! Why not? But life is strange. When one doesn't want a barn there are dozens begging for ownership. Overnight our countryside became passionately attached to its barns, its lands, but its barns—never! And then one old fellow on a far distant point weakened. He'd rather have twenty-five dollars than the "durn old thing" anyway, he decided.

Sight unseen we bought it. "A wee mite off the beaten track," he'd said. Heavens! It was positively inaccessible—not a road for miles. However, Nature doesn't grow barns whole. What goes up always comes down, and an island is surrounded by water! So, armed with crowbars, pinchbars, hammers and saws, man, woman, and child fell to. Three days saw the barn de-nailed, de-pegged and piled on the shore in a massive raft, ready to catch the morning tide.

A more intrepid, purely masculine crew left at dawn in ye old *Mud Hen* to tow

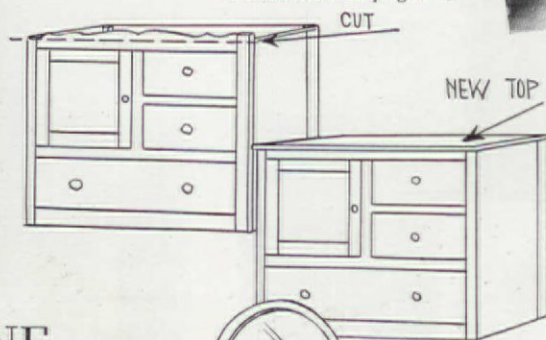
[Please turn to page 72]



RAIN on the WINDOWPANE

WHEN we bought our house we thought it about perfect except for the plain glass windows above the bookcases on either side of the fireplace. I studied them with growing dislike and then one day while reading in Thomas Hardy's "Jude the Obscure," where Jude's Auntie peers out at the rain "beating upon the twenty-four little leaded panes with twenty-four little leaden hammers," I suddenly knew what to do with my plain glass windows! First I cut a pattern of the glass out of wrapping paper which I

[Please turn to page 71]



Something

WHEN we were faced with two old pieces of the "early oak" age and I found in my scrapbook an article from *THE AMERICAN HOME* on peasant furniture, we set about making something out of nothing! The result was the "bureaucom" pictured on the opposite page, a piece that has attracted much attention


from the customers who visit the candy shop which my husband and I run in our little Cape Cod cottage. We started with the pieces sketched at left—an old bureau and an older commode. First we stripped them down, off came the ugly metal drawer pulls, mirror, and rack.

We Bathe in a Barnyard!

CLAIRE W. CALLAHAN

It's fun—for awhile—to do your country bathing in the privacy of the spice bush with a watering can for a shower, or to brave the spring-cold water of the old swimming hole. But if you are serious about your country living, as we are, and use your country home for nine months of the year, as we do, tea-cup bathing becomes a nuisance and you succumb to the de luxe kind of bathroom at all costs, as we did. The trouble was that very soon we discovered that one bath was not enough in the country any more than in the city. We had to have another.

However, we'd already spent so much on taking out all the innards of our pet, circa 1717, and putting them back again in 1939 order that money was low. We had to have another bath, though, and it could easily be put in the old root cellar off the recreation room, which had once been the big earthen-floored cellar, because all the pipes ran through it anyway. We haunted the secondhand markets



Sketches by Velma T. Simkins



and wrecking companies and finally came away with a toilet, washstand and high footed bathtub which must have had their beginnings nearer the birthday of the house than the year of its rejuvenation.

We got the plumber to connect the pipes and set up the fixtures. We had a bath that worked but it looked—well, awful! We had asked the plumber to take the feet off the old tub and set it flat in a thin bed of cement. "It looks just like the old watering trough out in the barn," our youngest exclaimed, and with that remark, dear Reader, the whole idea of our now famous Barnyard Suite was born. Why not enclose the tub in wood to make it look even more like the watering trough? Why not a whole pine-enclosed bathroom? Why not set the shower pipes in a wooden closet? And why not—just for fun, since this bathroom did not have to be seriously formal—turn the closet into a little outhouse to match the watering trough, with a crescent moon in the door and a peaked false front for a roof?

So, one thing led to another with alarming speed and the first part of our Barnyard Suite evolved from the hands and wits of the home carpenter and a few hundred feet of white pine boards, some old, some new. The new wood we aged with a solution of permanganate of potash crystals which burns the surface a lovely soft brown. We used boiled linseed oil on all the wood and finished it with a coat of liquid wax so it would clean easily.

With tub and shower encased with pine we tackled the problem of the bulky old porcelain toilet unit. The result was a neat little two-holed affair, one high, one low, with hinged lids. One lid lifted to disclose the modern white toilet seat, the lower one


[Please turn to page 78]



SLAT AWNINGS

DALE VAN HORN

NEAT and novel, but easy for the home craftsman to make, are these wood slat awnings. The slats are standardized, $\frac{3}{16}$ inch thick and 1 inch in width. The lengths, of course, are cut to suit. Usually the awnings are constructed to cover approximately two thirds of the distance to the sill, set at a 30°-60° angle with plain 1 by 2 inch strips for the framework. The lower ends are pointed and the awnings may be painted to match the house or in bright awning stripes to give contrast.




Even the towel racks in the barnyard bathroom carry out the rustic scheme

out of nothing!

Then, the commode was turned upside down and placed on top of the bureau. We had originally planned to let the base of the commode serve as top for the new combination, but the scalloped panel was so low that we could see in back of the panel. So we removed the panel and added a new solid flat top.


The two small drawers in the bureau were replaced with one large drawer, simple wooden knobs replaced the old pulls, and the decoration was traced on. All in all the changes were very simple and today we have, at very little labor and less cost, our attractive "bureau-com." And we defy anyone to recognize in the clean lines of our creation the ugly old pieces with which we started originally.

—MYLA SWAN

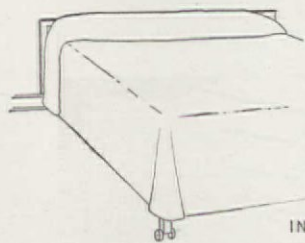


SO EASY TO MAKE!

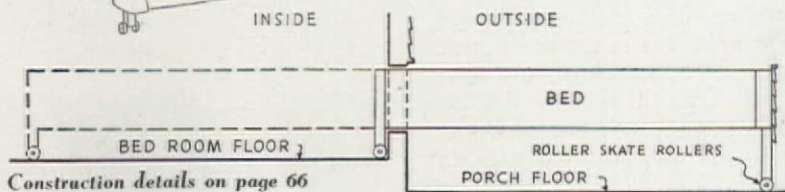
DO YOUR pillows give a "lift" to your room? Are they smartly tailored? Why not zip the old dresses from your pillows or order a few uncovered ones and try your hand at making your own covers. It is easy to give them that professional touch if you remember these rules: The fabric, stripe or pattern, must be well centered; the covering must be well cut to fit snugly; use welting, fringe, or edging at seams; be sure no seams are conspicuous.—SARA EMERSON



An Outdoor Bed That Disappears!



EASILY built, a disappearing outdoor bed can convert a porch, patio, or secluded garden into a comfortable, cool bedroom on summer nights. The bed, mounted on casters or roller skate wheels, pulls out like a drawer, permitting luxurious camping out in [Please turn to page 66]




Construction details on page 66




Back-Yard Studio

One third of a double garage and two wheels from an old, very dilapidated cart, plus imagination and work—and Miss Nell S. Hawthorne has a studio of her own in her own back yard near Birmingham, Alabama. The chimney with double fireplace furnishes an outdoor grill and cheery inner hearth



We built our log cabin on the walls of the outgrown swimming pool. Below, the lily pool enjoyed by us and our friends, feathered and human; and the cistern that we camouflaged to look like an old well



Step by Step on 3 Acres

MRS. G. H. WILLIAMSON



OUR property consists of a little more than three acres of gently sloping terraces, the result of adding, plot by plot, to our original purchase, of visualizing, of carefully thinking out plans, and of investing very little money considering the number of trees and shrubs that grace our landscape. Looking at recent pictures, it is hard to realize what has been accomplished step by step in such a short time. Yet when I recall my early experiences and immature tastes in gardening—

a stark bed of irises in the center of the lawn and, horror of horrors, white-washed tree trunks!—I know that I have traveled far in a horticultural way, and also that one is forever learning and looking forward.

When our original vegetable garden was relocated, its site became a smooth lawn bordered by shrubs and erect Lombardy poplars; later we moved some young peach trees and turned that plot into more lawn through which stepping stones lead to another section of the garden. The biggest step was taken when I decided to glorify the large cow pasture that formed the slope in front of the house. When I broached the subject to my husband, it seemed like a large order, but we were game and spent \$30 on some Norway spruce as something we could build around in naturalizing the sides of the gully. Today we have as well Scotch pines fifteen feet tall, graceful weeping willows started from little switches rooted in jars of water, elms, sycamores,


maples, sumacs that give us such lovely fall colors, and many others— all after only half a dozen years. Next came the idea of a pool, and what better spot than the gully with evergreens banked along it? About 25 by 14 feet and irregular in shape, it is four feet deep at one end (for waterlily boxes) and shallow enough at the other for our feathered friends to splash in, to their delight and ours, too.

Still another project was the building of our swimming pool in which the children overcame their fear of water and prepared themselves for larger swimming activities elsewhere. Its walls have since become the foundation for our log cabin which, built mostly by ourselves,



Photographs by Johnston and Johnston

Among our home places for joyous living are the terrace, the cabin and the pine-paneled dining room



includes a large fireplace and stone chimney, bunks for four persons, a corner cupboard made of old shutters and decorated with gaily painted flowers, and other features that make it a welcome retreat from outside noise and turmoil and a splendid place to entertain friends.

I grow indignant when someone from the city asks, "But don't you ever get lonely out here in the country?"—even though it

[Please turn to page 77]



BERNICE DEHLER

You can easily sculpture a paper dog from materials you may have in the house or that you can get at your corner store, and it's fun too. Grown-ups and children will find it equally interesting. Try it at home or in school, or as grand entertainment for rainy afternoon parties for the children.

The materials cost little or nothing and here's the way to make the doggies. First your material and tools:

Waste paper, not too soft or too brittle (thin paper bags or firm soft magazine sheets work very well), best quality crepe paper in suitable colors, library paste, scissors, orangewood stick or large nail.

FOUNDATION. Study the dog you wish to model. Use a picture, statuette, or preferably the live animal. When you make one dog—any other type will be easy. All dogs and all other animals are built on the same plan as far as modeling is concerned, having only different proportions of body, legs, neck, and head.

For a medium size dog begin with a crushed and slightly twisted piece of waste paper about twelve inches long—two bags or four magazine sheets will serve. (Fig. 1)



Fig. 1



Fig. 2

Fig. 5

Fold into three parts. (Fig. 2)

Unfold $\frac{1}{3}$ for neck and head and bend down about $\frac{1}{2}$ " for head (3).

WRAPPING OR WINDING. *Body*—Cut the crepe paper as it comes folded in the package across the grain through the entire thickness in ribbons about $\frac{3}{4}$ of an inch wide. Cut a few $\frac{1}{2}$ " wide for the final covering. (Fig. 4)


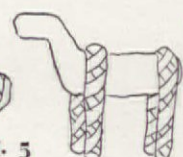
Stretch and wind the crepe ribbon around the body very obliquely, forward and back to cover the paper foundation. Wrap firmly but not too tightly as it will be easier to model. Use paste occasionally.



Fig. 4



Fig. 5



Legs—Fold two more pieces of waste paper, not as thick as body, about eight inches long. Wrap each in the same way as the body. A narrow piece of cardboard may be wrapped in legs to give extra firmness for a long-legged animal.

Place legs across front and back of body as shown and bandage them firmly to body with crepe paper strips. (Fig. 5)

Head—Bend head to neck and wind around them several times to keep neck and head at right angles. If animal has erect head, strap the neck to the body in a similar manner. (Fig. 6)



Fig. 6



Fig. 7



Fig. 8



Fig. 9

TO MODEL. To form the body, legs, neck, and head, pad with small wads of well crushed waste paper, stuck lightly to the foundation form. Bandage them firmly in place. Press with fingers to shape into form. Bend legs back slightly. (Fig. 7, 8, 9)

TO FINISH. To add expression, twist dog into a position you fancy. *Covering.* Wind one half inch crepe ribbon around all of the animal until it forms a smooth covering. Use paste occasionally. Spots can be

put on to give the effect of natural marking by dipping colored crepe paper into water and pressing onto the model. (Fig. 10, 11)

Ears, eyes, and tail—Stretch crepe ribbon thoroughly, fold and paste several layers together with paste *between each layer*. Press firmly together. Cut ears suitable to dog you are making, allowing



Fig. 10

Fig. 11

enough to press about one half inch into the head. Punch a hole with nail, scissors, or orangewood stick into head where ear grows. Push and paste ear into place and shape as required. The ear will harden into shape as soon as paste dries. Wind paper for tail in desired thickness and length and put on the animal in the same way as the ears are applied. Eyes and nose may be made by twisting crepe ribbon like raffia and pasting it on as desired. Characteristic features may also be painted on when the animal is thoroughly dry.

HOME-MADE FUN


WARREN E. SCHMIDT

EACH year we Americans spend millions of dollars on games like Chinese Checkers as one fad after another sweeps the country. As soon as some smart person invents a new game, a waiting American public buys it. Why? Because there is a definite need for inexpensive recreation within the home.

But I remember, as soon as Chinese Checkers came out, one friend of mine went down to his basement workshop and made a board himself. "That's foolish," another friend told him. "You can buy a board for just a little more than it costs to make one."

Tip the Bottle

Fig. 1



The importance of my friend's reply interested me. "Maybe so," he said, "but I get just as much kick out of making it as I do playing it, and besides it means a lot more to me this way."

Sometimes we're apt to forget that the making of the game is recreation too. To create is a natural ambition. What a man makes is his own and cannot be taken from him. If I had the power, I'd start a new recreation fad in this country. A fad that would give maximum joy and fun at minimum cost. A fad of homemade fun for the American home. May I show you what I mean?

Let's say that you're sitting around at home tonight and can't think of anything to do. Why don't you play "Tip the Bottle"? Just go out into the kitchen and find an empty milk bottle, a

three-foot length of string, and a jar rubber. Then go down in the basement and find a stick or, better yet, some doweling about three of four feet long. Tie one end of the string to the stick and the other end to the jar rubber. Stand about five feet away from the milk bottle placed on the floor and, using the rubber as a hook, see how long it takes you to "Tip the Bottle." Easy? Try it. Make a game out of it by seeing who can tip it over in the shortest time. (Fig. 1)

As a variation of "Tip the Bottle," retie the string on the stick several inches below the tip and try "Spearing the Ring" by jerking it into the air and attempting

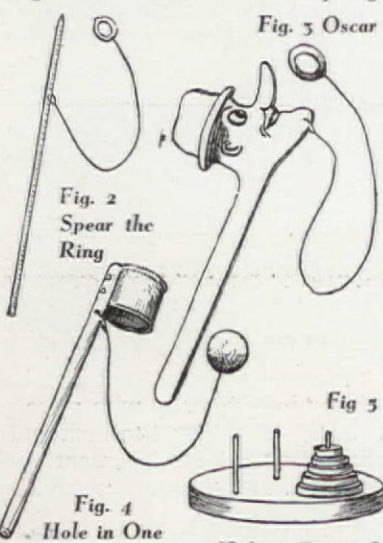


Fig. 2
Spearing the Ring

Fig. 3 Oscar

Fig. 4
Hole in One

Shifting Pyramid

to spear through it. That's fun too—and not very easy. (Fig. 2)

If you have a band saw in the basement, you might copy "Oscar" out of plywood and play "Ring the Nose." Make "Oscar" about two feet long. (Fig. 3)

Or nail a tin cup to the end of a stick, tie a two-foot string just below it, and, using a ball on the end of the string, try to make a

"Hole in One" by jerking the ball into the air and catching it in the cup. I've seen a man do it eighty-eight times in a row. (Fig. 4)

While you're down in the basement, why not find a board about two by two feet and pound ten or twelve nails into it—spacing them over the surface. Then bring it upstairs and after numbering each nail, throw a dozen fruit jar rings at it, one at a time, to see who can "Ring" the highest score. An interesting variation is to call the center nail "DoDo"; to ring it means losing all your former points. Use your imagination and you'll think of many more.

Perhaps you're more inclined to puzzles. Here's an easy one to make. Insert three pegs into a base and then cut from half-inch wood five to eight round discs with increasing diameters and with holes in the center to fit the pegs. The idea of the game is to "Shift the Pyramid" from one peg to another, one disc at a time and at no time can a larger one be placed over a smaller. Who can "Shift the Pyramid" with the least number of moves? (Fig. 5)

A three-ply board 6 by 7½ inches will make the nine blocks for the puzzle "Shifting Blocks" (#1 is 3 by 3 inches; #2 and #3

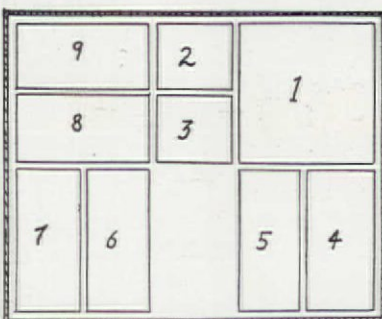


Fig. 6 Shifting Blocks

are 1½ by 1½ inches, and #4 to #9 are 1½ by 3 inches). The box is 6 by 8 inches and has sides a half inch high. It's quite a trick to move block #1 to the opposite corner. (See Fig. 6 shown above.)

"Cut-out" puzzles made out of three-ply white pine or fir

board are loads of fun to spring on your friends. I've drawn a few; you can invent many more. (Fig. 7)

Literally hundreds of games can be made up from pieces of old wood, bottles, marbles, or what-have-you.

Throw bean bags at tin cans, pails, or pans; make some darts and throw them at a variety of targets; or if you have a large floor, shuffleboard equipment is easy to make.

Have you ever played "Gone with the Wind"? There's a game you've got to try the next time the gang comes over to your house. All you need is a fair size dining room or kitchen table and a Ping-pong ball. Space the group around the table on their knees with their chins just over the edge. Place the Ping-pong ball in the center and see if one side can blow it off the other side of the table. You've all played cards of one sort or another, but have you ever tried to see how high a house

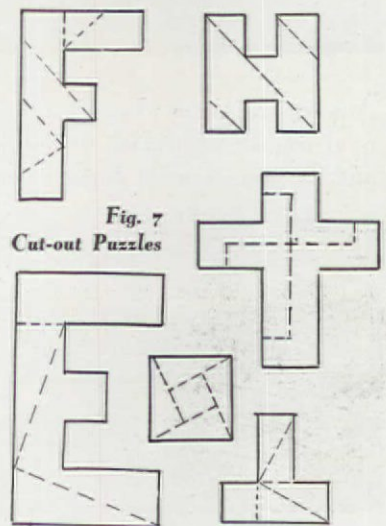


Fig. 7
Cut-out Puzzles

you can build with them, or who can throw the greatest number into a hat?

My last word is for the handy man who would like a little larger project for his workshop. The "Football Game" (Fig. 8) can be played by four to eight people

and is positively the hit of the party whenever it is used. A Ping-pong ball is batted within the box toward goal A by the team handling the dark paddles and toward goal B by the team with light paddles.

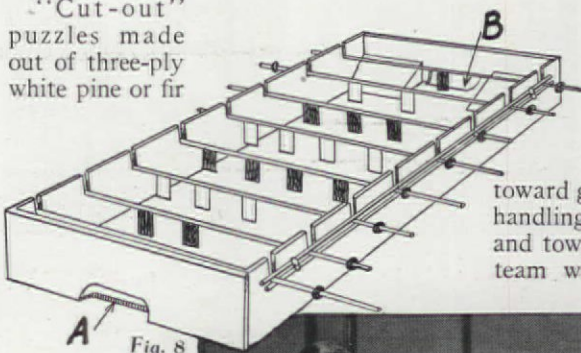


Fig. 8

Football Game
Recreation leaders playing the "Football Game" at the Minnesota Recreational Laboratory Camp Idhuhapi



MEAL-PLANNER'S GUIDE

to the Selection and Use of Good Soups

MEN LIKE SOUP --- SUCH SOUPS AS THESE ---



BEEF SOUP

A Prize Steer for anyone in search of a soup for a man-size appetite. Thick brown beef stock, hearty vegetables and pieces of beef.



CLAM CHOWDER

Sea-fare for all ashore! Fresh clams chopped and mingled in lively clam broth, with tomatoes, diced potatoes and savory herbs.



VEGETABLE-BEEF

Men like beef and vegetables . . . and Campbell's Vegetable-Beef Soup. Abundant vegetables and pieces of beef in each plateful.

SOUPS TO SERVE WHEN COMPANY COMES ---



TOMATO SOUP

Most often of all, this is the soup bought and served. Has a flavor people never tire of. So it's a sure choice when company comes.



MOCK TURTLE

Close runner-up to the expensive green turtle soup. A lavish beef broth, with tomatoes and celery, tender meat and rare herbs.



CREAM OF MUSHROOM

A new soup is delighting millions! Tender young mushrooms and thick fresh cream are smoothly blended. Mushroom slices, too.

THESE HELP YOU GIVE YOUR CHILD MORE MILK ---



PEA SOUP

—at its best! Selected green peas made into a smooth, thick purée. And just you watch your child go for it served as cream of pea!



CELERY SOUP

Made in the Fall, of fresh crisp celery—a velvety soup. Serve as cream of celery sometimes, for the children. Help yourself, too!



ASPARAGUS SOUP

In the Spring Campbell's turn to making asparagus soup, smooth and delicate, with tender tips for every cup. Serve at any season.

BEHIND EACH OF THESE SOUPS IS A STORY ---



CHICKEN GUMBO SOUP

From old New Orleans comes the recipe. Campbell's make it of tender okra, tomatoes, chicken meat, all in good chicken broth.



PEPPER POT

The pepper-pot woman of Colonial Philadelphia first praised its dumplings, potatoes, meat and spicy seasonings. You will, too!



OX TAIL

A British "Beef-Eater" points out Campbell's Ox Tail Soup is the good English kind: ox tail joints, and vegetables in rich beef stock.

CLEAR SOUPS TO START YOUR DINNER PARTIES ---



BOUILLON

Deep, dark, delicious is Campbell's Bouillon. To a rich, clear beef broth, vegetables, herbs and spices add their flavor magic.



CONSOMMÉ MADRILÈNE

A beckoning look about this clear broth of beef and tomato. Set it to jell in your refrigerator four hours before dinnertime.



CONSOMMÉ

Gleams like amber and tastes of fine beef skillfully seasoned with the flavors of garden vegetables. Serve hot or jellied.

SIX SOUPS THAT ALL THE FAMILY WILL ENJOY ---



CHICKEN SOUP

Deep chicken flavor in the broth. Chicken meat and rice. Just as sure as you like chicken, you'll like Campbell's Chicken Soup!



VEGETARIAN VEGETABLE

For little folks' meals and for meatless menus here's a hearty, all-vegetable soup. Many garden vegetables lend it their flavors.



SCOTCH BROTH

The name of Campbell's sits well on its label. Taste and see! Hearty stock, tender mutton, barley and other good things in it. Mm-mm!



BEAN with BACON

The American taste for beans is roundly satisfied in this soup. A thick bean purée, full of whole beans, and savored with bacon.



CHICKEN NOODLE

Years ago it bubbled in a kettle over the fire. Campbell's make it now, and it's growing faster in popularity than any other soup!



VEGETABLE SOUP


A whole market-basketful of garden vegetables — fifteen in all! — go into the vigorous beef stock. Truly "almost a meal in itself"!




Where will you find
The right soup for your table?
Look at the list
On the red-and-white label!

A GOOD RULE: LOOK FOR THE RED-AND-WHITE LABEL

**YOU SAVE MONEY USING
ALUMINUM FIRST COATER!**



Here's the proof!



At the U. S. Forest Products Laboratory, Madison, Wis., these two sections of Douglas fir siding were painted exactly the same except for the first coat. On the left, the ordinary type of first coat was used. On the right, an Aluminum first coat. Both sides then got the same two white topcoats. Look at the difference in the two sections after six years exposure to sun, rain and snow.

LOOK... for the label with this Aluminum disc and wood grain when you buy. These marks identify tested Aluminum House Paint, made by many well-known paint companies. Names on request.



AND I'LL TELL YOU WHY!

The Aluminum First Coater keeps your topcoats more elastic and durable. First, because their oil doesn't soak through the Aluminum coat and disappear in the wood. Second, because moisture has a hard time getting through the Aluminum coat and causing the wood to swell.

So your paint weathers evenly, will not check so soon. That lengthens the time between repaintings. Therefore you save money by using Aluminum House Paint as your first coat.

No question, it's the money-saving way to

paint new homes. That goes for repainting old homes, too. Use it wherever the existing paint has weathered down to the wood; also on sills and sash and on the south and west sides where exposure to weather is most severe and extra protection is needed.

WRITE FOR THIS BOOK


15 Years Behind the Brush tells how Government chemists discovered the unusual wood-protecting properties of Aluminum Paint; gives complete factual data on Aluminum House Paint and instructions for using. Write **PAINT SERVICE BUREAU, ALUMINUM COMPANY OF AMERICA, 2105 Gulf Building, Pittsburgh, Pa.**



ALBRON
Pigments
for

**ALUMINUM
HOUSE PAINT**

FIRST COATER FOR WOOD




To help you through the summer!

NO BUZZ, no rattle, just cool air from this new, streamlined electric fan with a plastic felt protected base. It has an oil reservoir to assure proper lubrication at all times. Blades are designed for stirring up maximum breezes without whirl or vibration. Works on alternating current only. Cost: Under \$10. General Electric.

Do rugs, furniture, and stored clothing get damp, mildewed, or moldy in your basement? Calcium chloride flakes are able to absorb moisture and dry out the air. Placed in wire basket containers, as shown below, the flakes take up the moisture in the air and dissolve into an enameled basin below. Solvay Sales Corp.

Changing fuses when an electrical circuit blows out is no fun, especially if you have to hunt in the cellar or a dark closet for the fuse box. With a circuit breaker panel box built in the kitchen wall or any handy place a flick of a switch restores electric current. Cutler-Hammer Inc.



A hundred paper cups in dispenser package hung on adhesive hook. Universal Paper Products Co.




A smart, white plastic grille conceals a new kitchen ventilating fan operated at a single speed by a pendant chain. General Electric

Photograph by Hedrich-Blessing



New Castle Products

Well suited to Modern Interiors or for separating living-dining space in any house, this folding door, which works like an accordion, is covered with Fabrikoid. Available in colors A new window unit cools average size rooms. Requires no plumbing connections, only an electric floorplug



Westinghouse

<p>1. Harriette B., who is somewhat unique, Is much like a heavyweight champ in physique.</p>	<p>2. Yet washing her windows with bucket and rag Just crumples her up like an old paper bag!</p>
<p>3. While note that, in contrast, slim Marian C. Who's scarcely the size of an overgrown pea...</p>	<p>4. Using Windex, makes her windows glisten and glow, Then frisks with the kiddies an hour or so!</p>
<p>5. Away with hard work! Messy buckets and gear! Use Windex... wipe off... and your windows are clear!</p>	<p>6. Consider its ease; then compare what you pay! You'll call it a bargain! Try Windex today!</p>
<p>7. Unlike many sprays, Windex doesn't dry too fast and streak. It also contains no dust-catching oil—makes windows stay clean longer!</p> <p><small>Copyright, 1940, The Drackett Co.</small></p>	<p>THE EASY WAY TO MAKE GLASS SPARKLE!</p> <p>WINDEX</p> <p>COSTS BUT A FRACTION OF A CENT PER WINDOW</p> <p>Use it for mirrors and picture glass, too. Sold at grocery, drug, home-furnishing, and hardware counters. Ask about big, 20-oz. economy refill size!</p>



Wagner had a Vision of Valkyries Riding...

Victor Records Recreate it for You!

Out of sublime inspiration came the power and grandeur of Wagner's operas... magnificent music dramas that are among the towering glories of human expression. The Ride of the Valkyries, in a symphonic performance directed by Stokowski; Brünnhilde's Battle Cry, gloriously sung by Kirsten Flagstad; Magic Fire Music, brilliantly realized by

Stokowski and the Philadelphia Orchestra—these are only a few of the thrilling masterpieces from Richard Wagner's mighty pen. Thanks to Victor Higher Fidelity Records, you can hear the music of Wagner in all its breath-taking beauty. And thanks to the world famous artists who perform for Victor, you can hear it in the finest interpretation.

Here are some of the notable performances of Wagnerian music on Victor Red Seal Records

Ho-Yo-To-Ho (Brünnhilde's Battle Cry) and Allerseelen—Kirsten Flagstad—Record No. 1726, \$1.50

Ride of the Valkyries and Rhinegold—Prelude—Symphony Orchestra, directed by Albert Coates. Record No. 9163, \$1.50
Magic Fire Music—Parts 1 and 2, Leo-

pold Stokowski and the Philadelphia Orchestra, Record No. 15800, \$2.00

The Valkyrie—Excerpts—"Ride of the Valkyries"—"Wotan's Farewell"—"Magic Fire Music"—Leopold Stokowski and the Philadelphia Orch. Album M-248 (AM-248 for automatic operation) 8 sides, \$8.00

Victor Records for Everyone

Masterpieces for serious listeners, popular tunes for dancing—they are all part of Victor's program to give you the music you want when you want it. Victor Red Seal Records, Black Label Records, Black Label Classics and Bluebird

Records are constantly issued for your pleasure. Consult the complete Victor Catalogue. Ask to hear the latest Victor Records at your RCA Victor Music Merchant's. Choose the selections you wish to hear again and again.

The Musical Masterpiece of the Month

Capriccio for Piano and Orchestra (Strawinsky) the Boston Symphony Orchestra, under the direction of Serge Koussevitzky with Jesús María Sanromá. Album M-685 (also available in automatic sequences) 4 sides \$4.50

For Better Reproduction, use RCA Victor Red Seal Needles—50 points per package. Trade-marks "Victor" and "RCA Victor" Reg. U. S. Pat. Off. by RCA Mfg. Co., Inc.

NEW *Higher Fidelity* **VICTOR RECORDS**
A SERVICE OF THE RADIO CORPORATION OF AMERICA



All in the family

[Continued from page 30]

home where thrifty householders have prepared the earth to perform a vacuum cooker job. And they remember to add a generous piece of fat salt pork, and onion, and a tablespoonful of mustard to their beans.

Fresh sweet corn just plucked from the garden is roasted in an outdoor fireplace on some occasions . . . a succulent American delicacy entirely new to the city-bred generations who butter it and share it with the "old-timers" who know their corn.

"When the call for lunch comes," says Mr. Willis H. Folsom, secretary of the Association, "every man, woman, and child lends a hand, and there is no need of servants unless a chauffeur is pressed into service to help arrange the table and chairs.

Members from all the New England states and from such distant points as Texas, Oklahoma, California, and Kansas come to these yearly gatherings of the Folsom clan. Hardships of pioneer days are reflected in a memorial which the Folsom family has set up to some of its progenitors. On a rock at Nottingham Square, N. H., is a bronze tablet reading:

"In Memory of Nathaniel Folsom, Robert Beard, and Elizabeth Simpson killed in the Indian massacre, September, 1747."

Something unusual in publications is growing out of the family reunion custom. This is the family paper. Some of these have great charm, giving a full news account of the reunion and the current doings of members of the clan together with facts about ancestors and ancestral homes. There is a hardihood in some of this literature which will prove surprising to those who assume that family history is the first step toward ancestor worship and background build-ups. The truth is still interesting to many. In one paper giving reunion accounts and bits of history, the old bigotry of Puritanical forebears is shown in the deletion of a wife's name from family records because of witchcraft persecution. The same account shows forth a bond servant as an ancestor of the clan . . .

no lords and ladies needed for this stout New York branch of a New England family. The account reads:

"Roger K——— was at New Haven as early as December 11, 1638, was a freeman in 1644. He removed to Fairfield, married (1) ——— who was executed for witchcraft in 1653."

In others a deep and natural pride is shown in the family martyrs who dared to suffer and even to die in the cause of religious freedom. The Landis family of Pennsylvania tells of its descent from "John Landis, Jr., who like his martyred father, was a minister serving at Horderburg and in 1637 was taken prisoner with his daughter Margarethe in Otherbach prison for sixty weeks. His property was sold for 7000 gulden which was appropriated by the state."

The family reunion spirit benefits those of the present even as it marks the memory of those of the past. The Landis family is proving this in the Landis Valley Museum near Lancaster, Pennsylvania. This museum now has collections of over 150,000 pieces and a reference library of over 20,000 volumes.

Of course the "big" years of family reunions are apt to be those commemorating an important event. More than a thousand members of the Tuthill family gathered at Mattituck, New York, a few years ago to mark the coming of the first Tuthill to America. Those who come together for family reunions this year will, we hope, echo the sentiments of a poet of the Tuthill family who is recorded as having ended a reunion of that group in 1867 with this bit of Victorian verse:

"We have met with gladness round us,
And a band of beauty twined,
Love with genial smiles hath bound us,
Heart to heart, and mind to mind.
Words of friendship have been spoken,
Hands been clasped, ne'er clasped before;
Be our friendship long unbroken
Though our hands be clasped no more."

Most helpful book
I've seen in years...



and You can have it
FREE!

If you want to make sure your home is properly protected, get a copy of 'The Employers' Group Household Inventory'. In the large ruled pages you can keep an accurate list of everything in your home—room by room. And from this list you can easily see how much insurance you should have for proper protection.

Don't gamble your home's protection on guess-work. Keep an inventory. Our free inventory contains simple instructions plus a complete section for recording complete data on your present insurance policies.

Send
Coupon
Now!

The EMPLOYERS' GROUP

Practically every form of insurance except life

110 Milk St., Boston, Mass.

Gentlemen: Send me without obligation your free "Household Inventory."

Name.....

Address.....

**Giving the heir
the air**

[Continued from page 29]

wagonlike design. While a small child would never believe that a little red wagon lacked the comfort of a perambulator as a mode of locomotion, his dear parents the world over would take issue with his belief. And, of course, the burden of proof is with the arms doing the pushing or pulling.

Dog carts were better than little red wagons because then everyone could ride; mother and father as well as the children. Even that comfort had drawbacks in the way of limited space for grown-up knees and feet. Small carts that were pulled by goats, sheep, or dogs had a long vogue in early days and children often rode upon the backs of animals trained to carry them. Every child of wealthy parents had his little riding pony, which he learned to mount and ride expertly almost before he could put the King's English into phrases. Children always on the go; always taking the air, keeping inventive minds busy thinking up ways of getting them about.

From out the canvases of early paintings, notably those portraits by favorite court painters, children's faces look laughingly, as they pose on the back of a sheep or dog, in high chair, cradle, sedan chair, or carriage. An early engraving of Louis XVI as a child shows him being pushed about the garden of Versailles. His conveyance is a modified bath chair on three wheels, guided by a stick which the young Dauphin holds, the attendant using a handlebar for pushing the vehicle. Small uncovered sedan chairs on rollers were used to take royal children about the palace.

Not for royal children was the pleasure of an airing accompanied by Mama and Papa. A swarm of attendants followed these children of destiny since the child was the charge of the State, the person of the State with no privacy of his own. State cradles and outing vehicles were always on display as was the heir to the throne. Thus he slept or rode when on public view, in ornately carved and encrusted cradles, richly draped in brocades and silks. Symbol of the continuance of the monarchy, his goings and comings were news of the day, and his privacy was about that of a traffic policeman on a busy street intersection of a big city.

Few were the carriages for the child of middle-class parents in past centuries; what few there were resembled coaches of the period. The invention of the perambulator or baby carriage might



Faster Grease-Cutting... Faster Sparkle

New 50% Faster
Old Dutch Cleanser

What a thrill to bring out the sparkle of your bathtub, washbasin, sink, pots and pans, and glassware, with the new Old Dutch Cleanser! There's no hard rubbing. For this amazing new cleanser cuts grease lightning fast. It's kind to your hands. Kind to surfaces, too, because it is made with Seismotite and doesn't scratch. Get the *New 50% Faster* Old Dutch (in the same familiar package) at your dealer's today. A little does a lot of cleaning!



Over-all length—8½ inches



**STURDY
UTILITY SHEARS OF 101 USES**

\$1.00 Kitchen Shears only **50¢** and the windmill pictures from 3 Old Dutch labels

Dozens of uses! Cut up chicken, trim chops, dice meat, cut vegetables, fruit, raisins, shred lettuce. Cut flowers, paper, strins, even wire! Handy devices on handle open bottle tops, unscrew jar lids. Made by Clauss, for over fifty years makers of fine shears.

Strong blades of hot drop-forged steel stay sharp longer. One blade edge corrugated for firm gripping. Order today for yourself, for friends. Use coupon.

Order as many **CLAUSS KITCHEN UTILITY SHEARS** as you wish. Remember each one requires 50¢ and windmill pictures from 3 Old Dutch labels. [Complete labels not necessary.] This offer good only in the U.S. and limited to present supply.

OLD DUTCH CLEANSER, Dept. KS-761
221 No. La Salle Street, Chicago, Illinois

I am enclosing _____ and the windmill pictures from _____ Old Dutch labels [complete labels not required] for which please send me _____ Clauss Kitchen Utility Shears.

Name _____

Address _____

My cake was so crumbly it just fell apart when I cut it!



AND Helen felt she never wanted to entertain the bridge club again! Why did her cake have to go wrong *today*!

Helen's trouble came from not knowing how important the right baking powder is to cake results. She should have known that thousands of good cooks depend on Royal for success *every time*.

You see, Royal, made with Cream of Tartar, has a *special "steady action"* that is different from most baking powders. Royal begins its work the *moment* it is stirred in the batter. Thus the expansion of the batter is *continuous and even*. That is why Royal cakes are fine-grained...light...fluffy. Why they keep their delicious moistness and flavor longer.

Many ordinary baking powders seem to have an *explosive, uneven action*. A greater part of the expansion is delayed until the cake is in the oven. Rising is often over-rapid. It may blow the batter full of large holes. Then the cake will be dry...coarse...crumbly.

See these actual photographs of cake, magnified, and the different results:

STEADY BAKING POWDER ACTION



UNEVEN BAKING POWDER ACTION



Only 1¢ a cake—that's about all it costs to get the greater assurance Royal gives—to protect ingredients costing 30 to 40 times that much. Pure Cream of Tartar makes Royal cost more per can—but the difference *per baking* between Royal and ordinary baking powders is only a *fraction of a cent!*

Remember, Royal is the *only* nationally distributed baking powder made with wholesome Cream of Tartar—a product of fresh, luscious grapes. Cream of Tartar leaves no bitter "baking powder taste." So ask your grocer for ROYAL. Use it whenever you bake. You'll agree it's well worth the difference in price.



©1940, Standard Brands Inc.

ROYAL COOK BOOK FREE

If you bake at home, you should have a copy of the Royal Cook Book which tells you how to make delicious cakes, biscuits, muffins, pies, puddings, and main dishes. Send your name and address to Royal Baking Powder, 691 Washington St., New York City. Dept. 98.

be said to have done for the commoner's children what Mr. Ford's Model T did for the middle-class adults of the world.

The child's carriage has been a guide of the times. Dour and starkly drab were the two- and three-wheeled covered carts that were pulled by a tongue and resembled the one-horse shay. This was the child's cart of New England in the early nineteenth century and it continued its plain, unattractive lines through the century. Calvin Coolidge rode in such a carriage as a baby. Now and then in an antique shop one comes across one of these old carriages that bespeak the thrift of their owners. Built for hard use, built for going places and not for standing still, they are the severe witnesses of an earlier and very practical New England.

By contrast the carriages of the late Victorian and Edwardian period seem absolutely giddy. Lace-trimmed and beribboned, they express the sentimentality of their era. With what a flourish the woven reed baskets swirled and waved above the four large wood wheels. Lace ruffles, net ruffles, muslin ruffles on carriage sunshades, modeled after the sheer and feminine parasols of mothers. Pink and silk lined were the interiors of carriages, like ornate bassinets on springs and wheels. Here the baby bounced, wearing bonnet ruffled with lace, flowing with pink or blue bows, his coat of silk richly embroidered and set off with tiers of small capes. His carriage covers were works of art. Resplendent as a freshly washed rosebud, the cherub set out on Sunday with Papa in his bowler, his cutaway, straight tight trousers, watch-chain pendant-like across his checked vest, moustache drooping across his upper lip. Beside him walked Mama wearing bustle and wasp-waist, ruching and high collar, crescent diamond pin and heavy gold bracelets, turning her lace and chiffon parasol with the sun. Sunday in the park!

In that period there were replicas of all the vehicles used by adults: the phaeton, barouche, victoria, buggy, with shades fringed as carriages were trimmed and sometimes tailored in tufted leather or brocade. Then, as now, nothing, no matter how elaborate, was too good for the baby!

Made for getting about are the perambulators of today, with steering device that turns the wheels, with patented brakes, concealed gears, shockproof bodies cushioned in rubber (a tip from the motor trade). Built for parade days and any day, for babies out-of-doors, for sleeping, they are as serviceable as striking in appearance. But they do not fool anyone by their name or appearance; they are baby carriages just as



It's worth writing to your friends

about when you discover this grand

ready-mixed French



Dressing that tastes so won-



derful and saves

so much bother! It's



KRAFT FRENCH DRESSING

(America's largest-selling brand)

Of course that means it is skill-

fully blended of superb



ingredients by experts.

If you prefer more *tang*, ask for Kraft's other kind—**Miracle French Dressing.**



Be sure to see

CHASE

Lighting Fixtures

This attractive, Colonial crystal-trimmed fixture will add beauty to your room, and you will like its low cost. See Chase Fixtures at your dealer's showroom.

FREE: A catalog of 250 designs from \$2.10 to \$60, sent on request.



Chase Brass & Copper Co., Waterbury, Connecticut Dept. 18.

Please send me a copy of your new 68-page Lighting Fixture Catalog.

Name _____
Street _____
City _____ State _____

they were in the early nineteenth century and as long as the hair takes the air, it is safe to say there will be no diminution in the carriage trade.

The bicycle built by fudge!

[Continued from page 42]

My friends report that his earnestness is fairly touching and that he is most polite in his dealings. When the first re-order came in (a friend decided to send a pound to her son at military school), Sandy's joy was boundless. The world and all in it that could be bought, seemed thrown open to him. "I can buy the bike and a radio for my room, just anything I want," he marveled. Later, as his bank got heavier and he was making a few pounds regularly each week, he said that he might as well stop school so as to give his growing business all his attention!

I found that the enterprise was making a man of him. Had he promised Mrs. B. a pound for Tuesday? It must be delivered on Tuesday or he would not be keeping his word. (If Daddy were pressed into service on a rainy afternoon as assistant delivery man, so that they could drive to Mrs. B.'s, Sandy was still taking the responsibility.)

He learned that his job was not done until pans were clean and spoons washed. This chore was explained as showing fairness to me, the housekeeper, whose work would be increased if he did not leave a clean kitchen. But our cooking together, cleaning up together provided a basis for companionship that ten-year-old boys and their mothers sometimes need. I valued "the business" too even when I grew tired of beating his fudge for him, which he has not yet learned to do. We were having fun together.

And to get back to that word, "only," and to his bicycle which was to cost us "only" thirty-five dollars. After a few orders were filled, I told him that he must start paying me for the cost of the ingredients used. I had started him out because Daddy and I were interested in giving him a start, but now I explained that sugar, cocoa, butter, etc., are not found by magic in a pantry but that they cost money. We counted up the costs and now he brings me my share of the sales cheerfully. (If professional candy makers could make such a profit, there would be more entering the business.) He has learned that it takes effort and time to make money and he has not learned this lesson too soon.

Another blessed fruit of this project, which was something else

INTERIOR DECORATION

FOUR MONTHS' PRACTICAL TRAINING COURSE
Resident Day Classes Start October 2nd

Period and modern styles, color schemes, draperies, all fundamentals. Faculty of New York decorators, Personal instruction. Cultural or Vocational Courses. Send for Catalog 12R

Home Study Courses Start at once
Same training for those who cannot come to New York. Practical, simple, and intensely interesting. Send for free Booklet 12C

NEW YORK SCHOOL OF INTERIOR DECORATION
515 Madison Ave., New York City

For SCHOOL - HOME - TRAVEL CASH'S NAMES

PROTECT - IDENTIFY - SAVE LOSSES

MARK your things with Cash's Interwoven Names and they'll always be yours. An extra dozen now FREE with every order. At most dept. stores or write us. Ask also about Cash's Pair Numbers, Sheet Markers, Woven Belts and Trimmings.

TRIAL OFFER: Send us 16c for 1 doz. of your first name and sample of NO-SO for attaching without sewing.

CASH'S 180 Chestnut St., So. Norwalk, Conn., or 8223 So. Gramercy Pl., Los Angeles, Cal., or 30 Gray St., Belleville, Ont.

CASH'S 3 doz \$1.00 6 doz \$2. NO-SO 25¢
NAMES 9 2 12 3. Cement 4 tube

Easy Way to EARN MONEY Sell 50 PERSONAL Christmas Cards WITH NAME

Show friends beautiful Christmas Folders with sender's name—50 for \$1. Also fast-selling 21-card Christmas Assortment for \$1. You make 60¢. Eight other Assortments—All Personal, Religious, Gift Wrappings, Everyday Cards, Big line DeLuxe Personal Christmas Cards—float out. All easy money-makers. Write today for FREE SAMPLES.

WETMORE & SUGDEN INC.
749 Monroe Avenue Dept. 334 Rochester, N. Y.

REGISTERED AT GREAT HOTELS AROUND THE WORLD



A NECESSITY

WHEREVER FINE FOOD IS SERVED

WANT to serve food with zest and savor—food that makes the family ask for more? Do as famous chefs do! Use Colman's—the aristocrat of mustards—to give a magic new taste to meats, sauces and salad dressings.

Men love the keen, racy flavor of this fine dry mustard. Easy to use in cooking. When you season with salt and pepper, add a dash of Colman's from the famous yellow tin. It's a seasoning you'll want to use often.

COLMAN'S FOR SEASONING

FREE RECIPE BOOKLET—

Atlantis Sales Corp., Sole Distributor, 3361 Mustard Street, Rochester, N. Y. Please send me 12 new Colman's recipes.

Name _____
Address _____

I had not anticipated, has been that the too frequent quarreling between Big Brother and Little Brother is no longer heard. Big Brother is kept too busy with school, home work, music practice and this new occupation, to tease. They do not have the idle time together which inevitably breeds a great deal of trouble.

"Purposeful activity," the goal of progressive education, comes to my mind with the delicious smells now floating in from the kitchen as sugar and cocoa and butter bubble on the stove. No longer do the doubtful heroes of the radio twilight hour occupy Sandy. This is the time of day he is given the kitchen for business purposes, a bit of crafty substitution on my part, I might add.

And I have worked through my shamefaced feeling that a member of our family shouldn't be selling something. Whence that feeling, anyway? But, "that," as the author of our beloved "Mowgli" would say, "is another story."

Summer surplus

[Continued from page 43]

really good and useful things at extremely low prices. Their wild berries were freshly picked, cheap, and took much patience to gather. Their fish bargains were always welcome—what housewife wouldn't be pleased with a dozen perch, white and iridescent, caught within the hour, cleaned, salted, and laid on a plate in a row, all for ten cents?

Their bait, in particular, represented real work, and became almost too popular among the cottagers on the lake. They soon had more orders than they could fill, for worms are hard to find in dry weather. The girls knew where to dig—under the dead leaves by the foundations of the boathouse. They knew a vein, they said—a worm-run that never failed them. As for the little frogs, the children were adepts at catching the illusive creatures on the dewy grass in the morning. First you spotted one as he hopped, then you placed your left hand down in front of him to make him stop, look and listen, and then and not before, you popped down on him from behind with your right hand while he was still wondering. And so you filled a coffee tin with little frogs, punched holes in the top of the tin for air, and added plenty of moist earth and leaves inside for comfort.

The second important policy that the children adopted and stuck to was that of never dunning people or asking them to buy. They didn't even hint! Orders were taken with due enthusiasm, of course, and word got around that their merchandise could always be depended upon. Admittedly, friends and rela-

"At last I can afford an Electric Range"



I've always envied your cooking, Sally—I knew that with my old range I'd never equal your wonderful roasts, pies and cakes. But I didn't think I could afford to change.



2 A happy surprise. I knew that what I needed was a Frigidaire Electric Range. When I went to look at them I saw a lovely range right in the store window. To my surprise I saw that the price was only about \$100. So I simply flew into the place. "Tell me about this new Frigidaire range," I said. And I asked if it would cook such delicious meals as you do on yours.



3 Well, what the man told me was wonderful. This new low-priced range has features I'd expected to find only in a range costing \$150 or more. For instance, the Bigger Oven, the one-piece top with its 5-Speed Cooking Units cleverly grouped together, and the switches on the front.

4 Yesterday I served my first electrically cooked meal. When Henry finished the crispy pie-crust he gave me a kiss like honeymoon days. "You are a smart girl," he said. "Thanks, dear," I told him, "and my new Frigidaire is a mighty smart electric range."



Yes, a Frigidaire Electric Range for around \$100! The new Frigidaire Electric Range Model B-10, breaks all records for low cost for a genuine Frigidaire Electric Range. Yet this range gives you FULL service. Its accurate controls insure wonderful baking, broiling, and roasting results every time. This new Frigidaire Electric Range is the best cooking news since days of open fires! It's thrifty to use, too!

Enjoy These Great Frigidaire Features!

SUPER-SIZE TWIN-UNIT OVEN gives perfect baking and roasting results.

SPEED-HEAT COOKING UNITS with 5 practical speeds to meet every cooking need, from super speed to slow simmer.

HIGH-SPEED BROILER brings new taste thrills.

BIG THERMIZER WELL COOKER cooks a whole meal at once... meat, potatoes, dessert... for less than 2¢.

ONE-PIECE PORCELAIN CABINET and stainless porcelain top... wipe clean in a jiffy.

HEAVY INSULATION saves current and helps keep kitchen cool in hot weather.

9 Other Models—9 Bargain Prices

Made by the Frigidaire Division of General Motors, makers of the world-famous FRIGIDAIRE REFRIGERATOR. Be sure the store you go to sells the FRIGIDAIRE ELECTRIC RANGE.

Visit General Motors' Exhibits at the New York and San Francisco World's Fairs.

FRIGIDAIRE DIVISION
General Motors Sales Corp., Dayton, O. • Toronto, Ont.

FRIGIDAIRE Electric RANGE



GENUINE *California Pottery*
SALT and PEPPER SETS

for only 20¢ a set

AND 6 LABELS from Chicken of the Sea Brand Tuna or White Star Tuna

"It's a 75¢ Value!"
say buyers of many of America's leading department stores



ACTUAL SIZE

Dear Mother:

Another prized possession for our "Honeymoon Cottage"...the most adorable little California Pottery salt and pepper set you ever saw! The salt shaker is canary yellow and the pepper turquoise blue, so you don't get mixed up.

I've seen similar sets in stores priced at seventy five cents, a dollar, or even more. But my set only costs 20¢ and six labels from cans of tuna. The surprising thing is how fast you can use six cans. It's simply delicious and there are just oodles of different ways of serving it. John likes it as much as I do and I know it's good for both of us—it contains Vitamins "A" and "D" and Iodine, effective preventive of nutritional goitre.

I'm planning to get several sets, and only waited until I received my first set to write and tell you about them and suggest that you do likewise! Dad will love 'em!



America's favorite tunas for 28 years, because only the tender, light meat is packed.



019

Van Camp Sea Food Company, Inc.,
Box C, Terminal Island, California.

(Postage Stamps not accepted)

Enclosed find Cash Money Order—Check for \$____. Also labels from Chicken of the Sea Brand or White Star Tuna. Send me SALT & PEPPER SETS (Salt Shaker is Canary Yellow; Pepper Shaker is Turquoise Blue).

Name _____
Address _____
City _____ State _____

tions were more than kindly disposed to the project, and their sympathetic response was at first just to be nice. But as business went on, the children were so conscientious about filling orders promptly, so obliging about giving more than good measure, that the customers, besides finding a shopping excursion to Ye Old Curiosity Shoppe an amusing experience, were, I believe, thoroughly delighted with their purchases. That pretty bouquet of pond lilies took a lot of rowing in the sun, way 'round the cove, through the weeds! Those berries represented plenty of scratches. That pickerel had to be fished for at five in the morning, and then he almost got away!

ONCE, indeed, the "Shoppe" owners had a rush order from one of their best customers for twelve perch, six of which they were not able to catch because of windy weather. The fish were for a small but distinguished breakfast party the next morning. Evening fell and a hard rain set in—still no fishing. The next day the two girls were up at six, and I looked out of the cottage window to see them down on the dock with their poles out—hardly to be seen in the mist of the morning. The perch were biting and they pulled in two or three, baiting,

swinging out their lines and pulling in, methodically. Suddenly out of the sky onto the stillness of the lake there dropped a hydroplane which taxied, engine throbbing, right up near the dock. "Hello, where's Aloha?" a friendly voice called out, and in some wonderment the girls pointed down the lake toward the camp at the foot of the mountain, almost hidden in the mist. The plane skimmed over the top of the water, lifted into the air. "Going to pick up my daughter," the man's voice trailed away and lost itself. It was quite casual and quite wonderful, I thought, as I watched from the window, for planes are still rare visitors there on our faraway lake. The girls whispered to each other over the event, but they seldom talk when fishing and soon they were engrossed in pulling in the last measure of fish. So the perch were delivered on time, were bought and paid for; thus profits mounted!

The good will of the business was enormous, so enormous that the following summer the girls were urged by the community to open up shop again, and a third summer found them still going strong. The total receipts in money were never great, but very satisfactory. Practically everything was profit except for small expenditures for ingredients for

This grapefruit has even the WEATHERMAN fooled!

● You don't need a weatherman to tell you it's summer.

But you almost do need one to convince you it isn't winter—when you taste this fine Florida canned grapefruit.

Just about everyone knows the best grapefruit comes from Florida. And, Florida canned grapefruit is as full-flavored and tangy as the fresh fruit you enjoyed all last winter! The reason is, it was packed free-ripe, at the peak of the season, by Florida experts.

And it's healthful as can be—for nature loads Florida grapefruit with vitamins and minerals which are sealed in the can!

FROSTED GRAPEFRUIT

This is just one of dozens of grand grapefruit delights given in our new recipe booklet. Write for your free copy.

Florida Citrus Commission
Lakeland, Florida

LOOK FOR THIS MARK ON THE CAN IF YOU WANT REAL QUALITY →

FLORIDA PRODUCT

FLORIDA CANNED GRAPEFRUIT

occasional candy and popcorn orders. Now I am afraid Ye Olde Curiosity Shoppe (homemade!) is outgrown and another summer will probably not see the shingle pulled out and nailed over the ice-house door. But for many of us it will ever be a pleasant place to remember.

A change worth making

[Continued from page 46]

conveniently modern. A small, hedged-in front yard closely met the street while a white picket-fenced back yard gave us great promise for green comfort, if and when the load of gravel, dirt, and carpentry tools were ever removed. It turned out that they were building a basement under our half of the house and it was an all summer job, so the gardening we would have done was a hobby postponed.

The front entrance was a private one at the end of a narrow sunporch, where a porch swing and a drab kitchenette set of table and chairs dismally greeted one. The living room, next to be tragically surveyed, always dim because of only one window opening onto the porch, looked like a Victorian decorator's paradise. It took desperate searching to find

two handsome antique walnut chests under the green Madonna statues and heavy, blue twill runners. A continued search found light papered walls in a faint patterned design literally covered with heavy framed pastoral scenes; a lovely old-fashioned love seat; walnut dropleaf table and cane-seated matching chairs; heavily laden light walnut desk; grayish-blue Windsor chair; sun and time-faded studio couch, and an ivory bookcase already supplied with "Elsie Dinsmore," "Pilgrim's Progress," and "The Rover Boys."

A small kitchen—drably brown, high ceiled, and open shelved—was surprisingly well equipped with modern stove, refrigerator, and cabinet sink. The bathroom with its old-fashioned plumbing had a redeeming feature of open-to-view closeting at one end. Both of these rooms had once been curtained in blue and white gingham, now faded, grayed, and streaked. The bedroom was comfortably furnished in a Colonial maple set and a not-too-brightly flowered but gay wallpaper.

My husband, bless him, seemed slightly disturbed at the prospects and willingly matched my own enthusiasm as late that same night we made plans for whatever rejuvenation would be possible with our income. My working in town, too, gave us only

HERE'S HOW TO MAKE A HIT!



MRS. KNOX'S SEA-BREEZE SALAD

(Serves 6; uses 1/4 package)

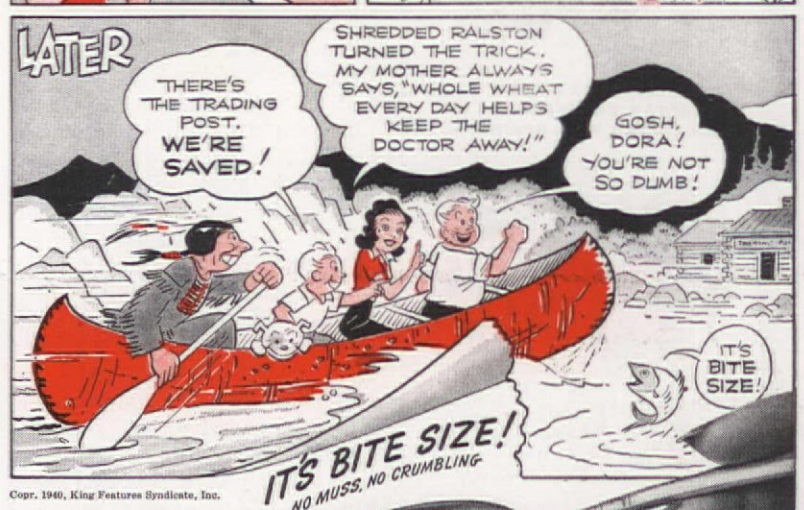

- 1 envelope Knox Gelatine
 - 1/4 cup cold water
 - 3/4 cup hot water
 - 1 tablespoonful lemon-juice or mild vinegar
 - 1 teaspoonful salt
 - 1/2 teaspoonful paprika
 - 3/4 cup salmon, flaked (or tuna fish or shrimp)
 - 1/4 cup celery, cut in small pieces
 - 1/4 cup cucumber, cut in small pieces
- Soften gelatine in cold water. Add hot water and stir until dissolved. Add salt, lemon-juice, paprika. Cool. When mixture begins to congeal, add salmon (or tuna fish or shrimp), celery, cucumber. Mix thoroughly, pour into mold rinsed in cold water. Chill and serve on lettuce. This salad needs no further enhancing...but you may garnish with Knox Non-Fattening Mayonnaise.

As satisfying a supper as he could wish for. Yet this one-dish meal salad is streamlined. Only 65 calories a serving. And so easy to make! For dozens more of these grand calorie-cutting recipes every one likes...salads, desserts, pies... send for Knox "Be Fit—Not Fat" booklet. Yours free! Send coupon.

KNOX GELATINE IS PLAIN UNFLAVORED GELATINE—NO SUGAR

Special FREE Offer Want to keep fit—avoid fat? Send for the new Knox "Be Fit—Not Fat" booklet. Also free, Mrs. Knox's "Quickie" booklet of delicious time-saver recipes. Knox Gelatine Co., Box 78, Johnstown, N. Y.

Name and Address



Flour process U. S. patent No. 2,090,044



PERSONAL ATTRACTIVENESS
CANNOT BE ACHIEVED WITH-
OUT CLEAN TEETH. OUR BAKING



SODA, ACCEPTABLE TO THE
AMERICAN DENTAL ASSOCIA-
TION COUNCIL AS A DENTIFRICE.



DOES CLEAN TEETH WELL LEAVING
THE MOUTH PLEASANTLY RE-
FRESHED. AND YOU'LL FIND
THAT IT'S SO ECONOMICAL TO USE.



**ARM & HAMMER
and COW BRAND
BAKING SODA**

BICARBONATE
OF SODA

CHURCH & DWIGHT CO., Inc.
10 Cedar Street, New York
Please send me Free Book, describing
uses of Baking Soda, also a set
of Colored Bird Cards. W-23

Name _____

Street _____

City _____

State _____

(Please print name and address)

evenings to putter in, but for the month it took us to get the house in order, they were too short for our combined energies.

Like the innocents we were, the need for silverware, china, and linen hadn't dawned on us. These were hurriedly supplied by judicious shopping and eighteen dollars: heavy cream-colored, red-bordered breakfast set of dishes; inexpensive silver; bright all-colored Turkish towels; Mexican luncheon set; and a pair of sheets and pillow cases.

The first, all-important chore whisked away all heavy vases, statues, and horsehair pillows and in their places went our own Mexican pottery, colorful ashtrays, and striped runners, and rows of our own books on the tops of the chests. The pieces of furniture which defied each other from isolated cater-corner positions were rearranged, placing the studio couch between the two chests along one wall; the table by the love seat for a dining nook; the desk in a third corner; and the easy chair by a repainted bookcase and radio. The daddoed woodwork was lightened from its somber gray. The grayish-blue chair turned into a soft sea-blue with Cinderella quickness by cleaning, and likewise, the studio couch became a subtle olive green. On the bare grayish-brown linoleum floor went three inexpensive but colorful scatter rugs. The horsehair pillows were covered with a bright Mexican print. Off came the pictures from the walls and in their places went two travel posters, predominantly blue and green, a framed bright map of Alaska, and a map of old Chicago in warm tans, blues, and greens.

The kitchen was rescued by whitewashed walls; red and green Mexican shelf paper; red and white checked gingham curtains; and a can of red paint redeemed the wastebasket, bread box, stool, and garbage can from complete, quarreling nonentity. The porch furniture then got all the rest of the red paint.

The bathroom, with problems apparently manifold, needed only new green dotted curtains, heavy green draperies to hide the closets, and a new coat of woodwork paint. The bedroom remained sublime with furniture rearrangements and fresh ruffled curtains.

With evident pride, the first of the next month we gave our first dinner party—smug and contented as two Cheshire cats at our light, comfortable living room, cheery kitchen, and spotless bedroom. True, the outside does need painting, but the vines grow nicely around the porch. The water pipes in the kitchen are bulky and unattractive, but isn't it gay in its red and whiteness. We do have to heat water every time we need it; the bathroom roof leaks; we do

**LOOK AT
MY RIGHT
HAND!**

RIGHT NEXT to the burner — hot enough to boil water. Uncomfortable? Not at all. This new kind of burner confines the heat to the cooking job. It makes the coolest range to cook over I've ever seen.



**GLENWOOD
GLORAMIC
TOP BURNER**



You can thank the new Glenwood Gloramic Top Burners for the most comfortable cooking you have ever known.

And the most pleasant, too. No more struggling with dingy, blackened grates and an unsightly cooking top. Gloramic, with its newly discovered glazed material and silvery grids, has a lustrous beauty admired by all. The grates lift out to wash as easily as a plate. The air curtain around each burner makes it possible for the entire one-piece top to be gleaming, stain-resisting enamel. A wipe and it's bright!

All the new Glenwoods have Gloramic Top Burners and other features you should look into before you buy any range. See them at your Dealer's or local Gas Company — now! Or write GLENWOOD RANGE Co. — Dept. A-3 — Taunton, Mass.

All GLENWOODS can be supplied
for tank or bottled gas

This seal on your Glenwood means that it has met all the twenty-two exacting requirements for Certified Performance.



Glenwood
MAKES COOKING EASIER

our own laundry by hand and washboard; have no phone; and it's doubtful if grass ever will grow under the gravel pile, but, living in the country is swell! And, I haven't mentioned the friendly people; how lovely the trees were in the fall and how white and crystal in the winter; the tennis courts and skating rinks; the jovial grocer and talkative mailman; the crickets at night; the green fields; the squirrel woods; and, oh, a hundred other things. Now you couldn't blast us back to the city!

**Let's give another
travelogue party!**

[Continued from page 38]


rollicking real-life eat-tour)—Stackpole, \$2.50, will give recipes for regional foods found distinctive by one intrepid pair on a 33,000 mile journey. While Duncan Hines' "Adventures in Good Eating" (\$1.50) will suggest types of regional dishes popular in the best eating places all over the United States, Mexico and Alaska, and his "Adventures in Good Cooking" (\$1.50) gives recipes for many of them. Ruth Berolzheimer's "The United States Regional Cook Book" is one of the best in this category since it contains "typical" recipes from every state in the United States, and marvelous photographs suggesting native methods of serving, too.

If feted guests are to be headed south over the Rio Grande or north, we'll say, of Cape Horn—Cora, Rose and Bob Brown's "South American Cook Book" (Lippincott, \$2.50) will suggest recipes and menus of practically any island or country whose dishes you'd like to duplicate. While Pearl Metzeltin's new "The World Wide Cook Book" (Messner, \$3) covers the globe with a discussion of native dishes, recipes for their making, and a list (praises be) of American shops from which less usual makings may be ordered.

If regional food is not feasible let ingenuity provide. It's not unethical for example, to serve cronies trout-country-bent the satiric angler's meal featuring Salmon Loaf. Nor to provide the couple who boasts the early-morning-start-with-breakfast-at-ten habit, the pancakes, fruit juice and boiled ham (plus trimmings, if you like) which is their favorite on-the-road "brunch." As for dining car dinners for prospective train-takers—they're really a great deal of fun.

For friends off for the New York Fair last year, I merely duplicated the menu and atmosphere of a distinctive little Midwest tea-room which I knew would be on their route (with crisp fried

TRY these Better RUGS



SAVE 3 WAYS

Send Your Old Rugs and Clothing to the OLSON FACTORY

It's ALL SO EASY—your materials are picked up at your door at our expense by Freight or Express—and a week later you can have [at sensational savings] colorful, modern, deep-textured BROADLOOM RUGS, woven SEAMLESS, REVERSIBLE for double wear and luxury, in any width up to 16 feet by any length.

Your Choice of 66 Early American, Oriental, modern Texture and Leaf designs, solid colors, Homespun blends, dainty ovals. Orders Filled in a Week.

You Risk Nothing by a Trial

WE GUARANTEE to satisfy or pay for your materials. Our 66th year. Over two million customers. We have no agents.

Write for America's Greatest Money-Saving Rug Book—40 pages of Rugs—model rooms. Shows how we merge, shred, sterilize and reclaim wool in all kinds of rugs, clothing—bleach, respin, redye—and weave into New Rugs.



2800 N. Crawford Ave., CHICAGO, Dept. K-11
Gentlemen: Mail new catalog Free to:

Name _____
Address _____
Town _____ State _____

chicken, cold potato salad, buttermilk and raspberry tarts, for which the place is famous) and labeled our red-checked tables "Red Lantern Inn! Wentworths Please stop!"

The crux of a good travelers' send-off, however, lies in guest-list and entertainment. Mere country-coverers and when-we're-in-Rome-we-do-as-we-do-at-bomers carry innocent germs of conversational dampenings. Better invite only those who have a lively curiosity about the world in general, or at least as it relates to gardens, geology, galleries, or old glass—whatever their particular hobby happens to be.

Our own favorite travel-party stunt (this because it foments so much lively chatter—so many testimonials—and so many queries) is an informative quiz, given Battle-of-Sexes fashion, or in teams or merely round the living room circle or how you will. You'll have a lot of advance fun making the quiz yourself and you'll collect a lot of information about the spot to be feted.


Early trekkers to the Fair last year were friends who'd been North, South, West, and East, but never to New York City. Chief entertainment consisted of fifty questions about New York—easy, snappy ones like, "Who's the only fellow on Manhattan who'll thank you for a 5-cent tip?" "What's the speediest route between boroughs?" "What's the difference between Rockefeller Center and Radio City" (not a trick question but a matter hazy in many a mind), etc.

The quiz was made from information gleaned from THE AMERICAN HOME'S grand New York edition, from "A Key to New York" by Rosalie and Ann Todd (Modern Age Books, 95¢), and from—I blush to admit—Lowell Thomas' "A Trip To New York With Bobby and Betty" (Dodge Pub. Co., \$2.35) which I turned up in the children's playroom—holiday gift, again, from Aunt Minnie, and a volume which suggested several puzzlers of adult status. (You'll find our New York quiz with answers on page 64.)


Second favorite travel-party stunt (unless it's an off-for-the-races party, with the dining table turned into a miniature Churchill Downs, a paper track, and the guest of honor, chief bookie) is a map race or contest. For a garden-loving pair off on a long motor trip we provided blank U.S. maps with state outlines sketched in (models from the local filling station), plus a list of twelve famous gardens open to the public and along their route. "Gardeners' Travel Book," by Farrington. (Hale, Cushman and Flint, Pub. Co., \$2.50) lists and describes all worth-while gardens in the country open to the public.




PHOTOGRAPHED IN HAWAII FOR THE HAWAIIAN PINEAPPLE COMPANY, LTD.



"When I have a thirst, I think of Dole"



"When I think of Dole I have a thirst"



"and when I have thirsty guests, I serve Dole"

THIRST-QUENCHING! HIGH IN QUICKLY AVAILABLE FOOD ENERGY! PURE UNDILUTED JUICE FROM SUN-RIPE PINEAPPLES! THAT'S

DOLE

PINEAPPLE JUICE FROM HAWAII

I live my life on a budget...
and manage to save

for **Love!**



Pepsodent Antiseptic safeguards romance for me by giving 3 times as much breath protection because it lasts 3 times as long as ordinary mouth antiseptics.



Got to be a cagey buyer!

Don't have a penny to waste. Must buy the best the first time!



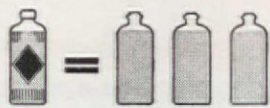
Life and love on a budget!

A working girl can't keep "on the go". So I can't take chances. First impressions must count!

... Every date an Encore

because I've found nothing awakes romance like the enticement of a pure, sweet breath!

Keep your breath more pleasant with triple-effective Pepsodent Antiseptic. Seconds spent gargling morning and evening will help guard your charm in those critical close-ups. . . . Pepsodent Antiseptic curbs unpleasant breath effectively and is still antiseptic even when diluted with two parts of water. Thus it gives 3 times as much protection because it lasts 3 times as long as ordinary mouth washes. For your future's sake, get a bottle of Pepsodent Antiseptic today!



THIS MUCH
Pepsodent
Antiseptic when
mixed with two
parts of water

EQUALS
3 TIMES
AS MUCH



Pepsodent
ANTISEPTIC

Your
"Breath Insurance"

Party honorees were contestants, and as such were required to make pencil-trail route from garden to garden, locating each in proper state and relative position.

Lists of famous eating houses, historic spots, points of scenic interest, famous hotels (note Duncan Hines' new "Lodging For A Night," \$1.50) and even capitals or famous cities, make equally good subjects for map-races. (It's amusing the amount of pencil-chewing there is over which is Nebraska—which Kansas. How few going to Guatemala will be able to spot it on an unlabeled map.)

It isn't the outcome of a contest but the good conversation eddying round, which is important, of course. Who knows whether the Longwood Gardens are in Pennsylvania or Delaware—Why the fellow who's been there!—Toss him a good query—give him an audience genuinely interested and he'll tell you how and why. And do a grand job of it.

So let come what may! On with the travel boom! When it's our turn to stalk scenery, stalk it we will. When we can't, we'll toast neighbor-travelers. It's almost—well almost as much fun.

What Do You Know

About New York City?

1. Name three large islands on which New York City is situated.—*Manhattan, Long, and Staten.*
2. Name five boroughs comprising New York City.—*Manhattan, Bronx,*

Queens, Brooklyn and Richmond.

3. Which borough is most famous, holding New York City's business district?—*Manhattan.*

4. What two boroughs are on Long Island and are famous as manufacturing and middle-class residence areas?—*Queens, Brooklyn.*

5. In which borough is the World's Fair?—*Queens.*

6. Which borough is on Staten Island, hugs New Jersey coast, and is not so frequently heard of?—*Richmond.*

7. Name in round numbers the population of New York City?—*7,500,000.*

8. Name the following: New York City's most famous department store.—*Macy's.*

9. Famous Madison Avenue sports shop.—*Abercrombie and Fitch.*

10. Most famous museum of art.—*Metropolitan.*

11. Most famous jewelry store.—*Tiffany's.*

12. Famous Negro district. (Though Negroes live here; white people chiefly own it.)—*Harlem.*

13. Most famous University.—*Columbia.*

14. Most famous amusement beach.—*Coney Island.*

15. Most famous landing field.—*La Guardia Field.*

16. Famous fish market.—*Fulton.*

17. Most famous hotel.—*Waldorf Astoria.*

18. Smartest address (residential and business avenue).—*Park Avenue.*

19. What is biggest single attraction in Manhattan today?—*Rockefeller Center.*

20. From what building is best view of New York obtainable?—*Empire State.* (View costs \$1.10.)

21. Distinguish between Rockefeller Center and Radio City.—*Center consists of twelve buildings, of which Radio City is a part.*

Week-End Books

(Illustrated on pages 16-18)

"Idaho: A guide in words and pictures." History and the contemporary scene with a complete guide book section, and even a food map. Vardis Fisher, Caxton Printers. \$3.50.

"Kentucky: A Guide to the Bluegrass State." A really complete guide with folklore and anecdotes nicely woven in to the practical tourist information. Federal Writers Project, Harcourt, Brace. \$2.50.

"Kansas: A Guide to the Sunflower State." History, folklore and the contemporary scene, along with a well organized tourist guide section. Federal Writers Project. Viking Press. \$2.50.

"Reading With Children." A basic reference book from Alice in Wonderland to Ferdinand. A grand comprehensive job invaluable to parents. Anne T. Eaton, The Viking Press. \$2.50.

"Plan Your Own Home." The basic principles in home planning—architecture, decoration, landscaping—a complete handbook for the prospective owner or builder. Sooy and Woodbridge, Stanford University Press. \$2.95.

"How to Own a Dog and Like It." For the owner or prospective owner—a really sound and in-

formative book. Selection, training, feeding. Dr. A. C. Merrick, Country Life Press. 79¢.

"Home Carpentry." For the handyman around the house, young or old. Complete descriptions of how to work with wood and tools as well as directions for making over 100 articles. Edwin T. Hamilton, Dodd, Mead & Co. \$3.50.

"Historic Quilts." Not a technical study, but a real story of the family heirlooms whose history the author traces—quilts that come to life through letters and diaries. Florence Peto, The American Historical Society. \$3.50.

"Party Plans for Children" and "Party Plans for Showers." Two handybooks for the harassed hostess—handy in size and context. Blanche Wheeler, Webb Book Publishing Company. 50¢ each.

"Gardens and Gardening, 1940." Edited by F. A. Mercer and C. G. Holme. The ninth issue of an annual survey of garden trends in England and elsewhere, done with characteristic taste and beauty. A welcome, inspiring reminder of the loveliness of growing plants and of what they mean to people. The Studio Publications, Inc. \$4.50 (cloth); \$3.50 (paper).



"Easy to use...and so economical!"

You'll be surprised at the number of windows you can clean with an inexpensive and long-lasting *Cake of Bon Ami*. But even more important than its economy, is the fact that *Bon Ami Cake* cleans glass quickly and thoroughly yet leaves no dust-catching oily film behind. What's more, *Bon Ami Cake* actually *polishes* the glass. Makes windows shine as nothing else does!



Bon Ami Cake
polishes as it cleans

"hasn't scratched yet!"

Burpee's Giant DAFFODILS
Giant Trumpets, best colors mixed, American-grown. Special 5 Bulbs 25¢; 22 for \$1; 120, \$5.
Burpee's Fall Bulb Book FREE.
W. Atlee Burpee Co., 101 Burpee Bldg., Philadelphia

SAFE!

It's Always Better to Be Safe Than Sorry!

NEW
Discovery for
Worming Dogs
No Danger of
TOXIC
POISONING!



Never Before Possible in a Worm Medicine
Thanks to this discovery, you need have NO worry when you worm your Puppy or Dog with the NEW Glover's Imperial Capsules. The danger of toxic poisoning and violent after-effects is at last removed. They not only expel Round Worms (Ascarids) and Hook Worms, but also Whip Worms—ALL 3! Think of the ECONOMY, only 25¢!

ONLY
25¢

FREE DOG BOOK—In full color. Gives you valuable advice on Care, Training, Feeding, etc. Write to Glover's, Dept. 5, 460 Fourth Avenue, New York City.

GLOVER'S
Imperial CAPSULES

"That Mario." A delightful tale about ten year old Mario, the little Filipino boy and his adventures when he runs away to Manila. Good for boys from eight to twelve. Lucy Herndon Crockett. Henry Holt. \$1.50.

"Cap'n Ezra, Privateer." Two country boys go to sea in the privateering days of the War of 1812. A rousing yarn for boys—and one that they will lend their fathers! James D. Adams. Harcourt, Brace and Company. \$2.00.

"The Great Geppy." Original and amusing story of the red and white striped horse that turned detective to solve a circus mystery. Illustrations by the author are grand. William Pene du Bois. Viking Press. \$2.00.

"Simple Metalwork." From this book even the rankest amateur can learn to make lovely and enduring things from metal. Plates, bowls, trays, etc.—all are described step by step. Kronquist and Pelikan. The Studio Publications, Inc. \$3.50.

"Lentil." Grand book for children of all ages up to 80, about the boy named Lentil who bought a harmonica because he couldn't sing or whistle. Illustrations superb. Robert McCloskey. The Viking Press. \$2.00.

"Dollmaking At Home." An interesting and valuable hobby book for daughter or mother. Grace Lovat Fraser. The Studio Publications, Inc. \$1.00.

"Nicodemus and the Newborn Baby." The ever enchanting Nicodemus has a wonderful time with his new brother and solves a lot of problems in this newest of his books for small readers. Inez Hogan. E. P. Dutton and Co. \$1.00.

Redwood for a hilltop home in California

[Continued from page 26]

room individuality. Redwood doors and doorways, for instance, have received special attention. The double doors leading from the entrance hall into the study (illustrated at top left of page 25) have an attractive arrangement of carved louvers in the upper half of each door, a new shutterlike arrangement which is decorative and practical too. The doors are nicely framed in a deep recess which gives the entrance hall an extra wide effect. The doors opposite, leading into the living room, are recessed in the same way but they are of different design. They balance a pair at the other end of the living room, which opens into the dining room. These doors are made up of four flush redwood panels which fold back on hinges to make a wide opening. For handles, they have a half round molding, painted a brick red and

Modern Housekeeping
now becomes even more modern with

New! Ultra-refined
CLOROX

FREE FROM CAUSTIC!

Extra-Gentle in Bleaching!
Extra-Efficient in Sanitary
Home Cleansing!



Through the years Clorox scientists have constantly improved the quality of Clorox. Today they offer you Ultra-refined Clorox, which has new exclusive values obtainable in no other product... for Ultra-refined Clorox is free from caustic and other harsh substances. It offers higher, more modern standards of housekeeping to every home.

Trustworthy in Bleaching! Ultra-refined Clorox bleaches white cottons and linens to a beautiful WHITE-white (freshens fast colors), deodorizes, disinfects; lessens rubbing... prolonging life of fabrics and making wash days easier for you. Clorox also removes numerous ink, dye, medicine and other stubborn stains... even scorch, mildew. And Ultra-refined Clorox is extra-safe for even your most precious cottons and linens.

Assures Greater Home Health Security! Continuous germicidal tests made over a period of three years prove the intensified efficiency of Ultra-refined Clorox in home sanitation. It deodorizes, disinfects, removes numerous stains in routine cleansing of tile, enamel, porcelain, linoleum, wood surfaces... reducing infection dangers in the home. Ultra-refined Clorox is gentler yet more efficient in its many personal as well as in household uses. Simply follow directions on label. Always order by name... be sure you get Clorox.

"When it's
CLOROX-CLEAN
it's hygienically
clean!"

America's Favorite Bleach and Household Disinfectant

Ultra-refined **CLOROX**

BLEACHES · DEODORIZES · DISINFECTS
REMOVES NUMEROUS STAINS... Even Scorch, Mildew

Over 1940 Clorox Chemical Co.


DRAIN CLOGGED? USE DRÄNO



1. "No golf today!" moans Bill. "I'll be hours cleaning out this clogged drain!"



2. "Not if you use Dräno," answers his pal. "Wait'll I get some. It's marvelous!"



3. "Dräno's exclusive formula puts heat right down where the stoppage is, causes a churning chemical boiling that melts, loosens greasy muck. Soon, all's well!"



4. "Sure glad you told me about Dräno!" comments Bill as they tee off. "From now on, we're clearing drains and keeping them clear with Dräno."

Dräno

CLEARs DRAINS



P. S. A teaspoonful after the dishes guards against clogged drains. Won't harm pipes—no objectionable fumes. Never over 25¢ at grocery, drug, hardware stores.

Copyright, 1940, The Drackett Co.

nailed across two circular holes cut through the door panels. These doors (shown at top right of page 25) have a simple, flat door frame. The living room has other details worth noting. The fireplace wall, modern in treatment, has no mantel or fussy trim but makes for an agreeable, dignified effect. A brick facing of long, narrow bricks is carried from floor to ceiling around a well-shaped fireplace opening. Panels of redwood, extending out from the fireplace, flank the opening and enclose cupboards for wood. One of the five long beams supporting the roof rafters helps to frame this fireplace wall and is painted to match the color scheme of the room. These beams, which run the length of the ceiling, are made up of two heavy outside timbers and a lighter inside one and the outside boards are painted brick red; the inside one, sage green. Ingenious lighting fixtures, hung from the ridge beam by means of ropes, are of redwood too. They are built like troughs and narrow slits in the sides give a diffused light to the whole room.

In using the same wood inside and outside of a house there is often danger of monotony but the little varieties of design and touches of color side-step that trouble here. And there is also the advantage that the redwood exterior walls need nothing more than a coat of weatherproofing to keep them in good condition while the interior walls need no paint or paper, just occasional dusting as they mellow in age.

rolled indoors with all bedding in place when the owner wished to.

Next, with square and ruler, mark a 49" by 18" panel on the outside wall of the house at the exact spot into which the bed is to disappear. If the house is of wood construction, the panel may be sawed out, the strips of siding being saved for use later on the foot of the bed and the severed uprights strengthened so that the house will not be weakened. If the house is of brick or stucco construction, the panel opening can be cut with a stone chisel just as a new ventilator would be cut.

Now to the head of the bed, firmly screw two upright posts of sufficient height so there will be 19 inches from the bottom of the casters to the top of the posts. By raising the foot of the bed, thereby tipping the 19-inch risers at the head of the bed forward, the casters can be placed on the wooden tracks and rolled in until the posts have cleared the top of the 18-inch panel. Then the foot of the bed can be lowered to its horizontal position and rolled clear in. While the bed will not accidentally pull out because the 19-inch risers at its head will bind, the bed can be removed at any time by raising the foot.

With the bed mounted on the tracks and rolled in, prop up the foot so that the bed will be horizontal. Next mount casters or roller skate wheels on two pieces of 2x2's. These will be the legs at the foot of the bed. They should be sawed to the exact length which will keep the bed horizontal when extended and while being pushed back in the house. Also, these legs should be hinged when mounted under the foot of the bed frame so that they will swing inward and upward. So mounted, the bed, when extended, stands on four casters or roller skate wheels. It rolls easily and freely back in the house until the foot of the bed extends only three or four inches from the wall. The two legs at the foot of the bed then fold upward and inward, disappearing completely. The bed, riding on the two casters at its head, then is pushed the last three or four inches under the house.

Now take the siding boards cut from the wall when the drawer panel was sawed out. Nail these to the foot of the bed so that each will match the remainder of the wall siding, only the narrow saw crack remaining as evidence that the house has been tampered with. If the house is stucco or brick, the foot of the bed may be disguised in any appropriate manner.

Now nail a rain strip above the horizontal saw crack in the wall, screw a drawer handle to the siding over the foot of the bed, and you are ready to camp out in your own backyard at a moment's notice.—POLLY MERRIMAN.

Outdoor bed that disappears

[Continued from page 50]

one's own backyard at a moment's notice. Take an old wooden double bed, saw off the legs, the head and the foot, leaving only the box that contains the springs. If no old bed is procurable, one can be built, taking dimensions from any wooden bed in the house. The frame of the bed pictured here measured 67" long, 47" wide, and 5½" high. This will become the bed "drawer." At the head-end of the bed frame, mount casters or sets of wheels taken from roller skates.

A rectangular panel now must be cut out of the side of the house, below the first floor beams and above the foundation. The size of the panel will depend upon the size of the bed used. The size of the required panel in this instance was 49" wide, which allowed one inch on either side of the bed frame for clearance, by 18 inches high, which allowed 12½ inches more than the height of the bed frame so that the bed could be

Can You Equal This Home for 875

Shipped Direct from Our Mill

Save 30% to 40% on Your New Home..

WE PAY FREIGHT

Don't pay several hundred dollars more than necessary when you build a home! Buy it direct from our mill at our low factory price. We ship you the materials—lumber cut-to-fit, ready to erect. Paint, glass, hardware, nails, etc., all included in the price—no extra charges. We pay the freight. Plans furnished—also complete building instructions. No wonder our customers write us that we saved them 30% to 40%, compared with builders' prices. Easy terms—monthly payments.

Handsomely Big FREE CATALOGUE

Picture wonderful homes in colors at money saving prices. Designs to suit everyone.

Write for your catalogue today!

LEWIS MANUFACTURING CO.
Dept. 3108 Bay City, Michigan

Send for FREE BOOK of Liberty Homes

Keep Your Dogs FREE FROM WORMS

WRITE FOR FREE BOOKLET No. 652

NEMA WORM CAPSULES

EFFECTIVELY REMOVE LARGE ROUNDWORMS AND HOOKWORMS IN DOGS OF ALL BREEDS AND ALL AGES. DEPENDABLE

Nema Booklet tells you about worms

Write to Animal Industry Dept., Desk N-77-H
PARKE, DAVIS & CO., DETROIT, MICH.
Drug Stores Sell Parke-Davis Products

Sell INDIVIDUALIZED CHRISTMAS CARDS

FREE! Extra Gold Seals!

Easy spare time money! Show new \$1 Box 21 Christmas Folders, Gorgeous designs, Extra "stick-on" Gold Metallic Seals Free. Each card can be personally addressed to Mother, Dad, Relatives, Friends. Also Personal Christmas Cards with sender's name imprinted—50 for \$1. Seven other special-feature Box Assortments. Write for Samples on approval.

FRIENDSHIP STUDIOS, 825 Adams, Elmira, N. Y.

Can be Personalized to Relatives and Friends

Will Never Tarnish, Change Color or Stain Paint

Created especially for weatherstrips, Metalane not only lasts as long as the house itself but keeps its beautiful silvery appearance as long as it lasts. It will never tarnish, oxidize, change color or stain paint, stone or woodwork... in any climate. Even salt atmosphere has no effect on Metalane. If you want weatherstrips that will stay beautiful and work perfectly as long as your house lasts, tell your builder you want weatherstrips made of Metalane. Monarch Metal Weatherstrip Corp., 6392 Ezel Ave., St. Louis, Mo.

Monarch METALANE WEATHERSTRIP

MFD. ONLY BY MONARCH METAL WEATHERSTRIP CORP. - ST. LOUIS

REGISTERED U. S. AND CAN. PAT. OFF.



NEW INSULATION QUIZ
shows how to **BEAT THE HEAT!**

Q. Why does it pay to choose home insulation carefully?

A. Because some insulations bring much more summer and winter comfort than others—at lower cost!

Q. Why do so many home owners, after thorough testing, select Eagle Insulation?

A. Because Eagle Insulation is a fire-resistant, water-repellent mineral wool containing millions of tiny dead air cells. These air cells make it extraordinarily efficient. In 4-inch thickness Eagle Insulation stops heat and cold more effectively than a concrete wall 12-feet thick!

Q. How can Eagle Insulation soon pay for itself?

A. By cutting fuel bills as much as 40%!

Q. Why is the cost of having Eagle Insulation installed surprisingly low?

A. Because it is pneumatically applied in hollow walls and roof spaces without building alterations. Franchised contractors do the job.

Q. How can you compare different insulations to find out which is the best buy?

A. Use check list of Comparative Insulation Values found on page 9 of new booklet, "It's Different." This list tells you what to insist on if you want maximum comfort from insulation the year around. Mail coupon today for free copy.

EAGLE INSULATION for homes

Made by the makers of Eagle Pure White Lead—for all fine painting

Free Booklet—Mail Coupon

The Eagle-Picher Lead Company
Dept. AM-8, Cincinnati, Ohio


Please send me new free booklet, "Eagle Insulation—It's Different." I am interested in insulation for my present home; new home.

Name _____
Address _____
City _____ State _____

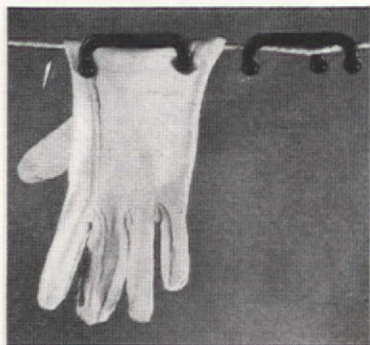
There is a franchised Eagle Quality Contractor near your home. See your Telephone Directory

Outdoor needs

Flexible Garden Light



As the thermometer continues on its annual rise and you move out to the garden for more and more evening activities, comes the problem of satisfactory garden lighting. The "morning glory" lamp shown here is not only useful as a guide to keep you from stepping on the petunias, but also is a very decorative accessory. It is absolutely waterproof and the aluminum petal-shaped shade in tones of red, blue, yellow, or in white can be turned up or down for indirect or direct lighting. The stem ends with a spike to go into the ground, but a removable base is furnished, too, just in case you want to use it on the porch or terrace. All of this may be had for about \$15, from the John B. Salterini Co.



Magic Clothespins

The white glove season is a constant reminder that summer clothes are in the soapsuds almost as often as they're on our backs. Practically made to order for gloves, hose, lingerie, and such are these clothespins—though they don't look at all like the old-timers—made of the new plastic, "Tenite." This very remarkable synthetic is hard and smooth so it can't possibly cause snags or tears; withstands all kinds of heat, pressure, and water; is highly lustrous and easy to keep clean; comes in a variety of colors. Detroit Macoid Company.


LOAF next winter



Let IRON FIREMAN

feed your fire

Iron Fireman works—you loaf, so far as furnace chores are concerned. Put an Iron Fireman automatic coal burner to work stoking your furnace and you will get up every morning in a warm house, have uniform temperature throughout the day and night, and enjoy the economy of the money-saving fuel, stoker coal.



Above: Iron Fireman Coal Flow feeds fuel direct from bin to fire. You need never even see the coal!



The new Iron Fireman for the *small home*, which we introduced earlier in the year, is enjoying the greatest popularity of any model in our history. It brings to the small home the same high quality of Iron Fireman automatic heating that is found in so many mansions and on fine estates. There is now an Iron Fireman for *any size home*. An Iron Fireman automatic coal burner can be quickly installed in your present furnace or boiler.


Now a genuine Iron Fireman as low as

\$179.50


Plus freight and installation. Coal Flow \$226. Terms as low as \$5.93 a month with small down payment. (Slightly higher in Canada).

Don't wait longer for automatic heating. See the new Iron Fireman today or send coupon for complete information and copy of "Which Fuel, Which Burner."

IRON FIREMAN Automatic Coal Heating



The De Luxe Hopper Model . . . For larger homes. Like the Iron Fireman for small homes, this model has exclusive control instruments, self-cleaning "carburetor", cold-rolled steel conveyor, drop-forged gears, many other features of superiority.



Unit Heatmaker
The modern room-furnace. Humidifies and circulates a controlled volume of warm air. Holds full day's supply of fuel.

Self-firing Furnace
A complete Winter air conditioner. Heats, humidifies, filters, circulates air. Feeds coal from bin to furnace.

MAIL NOW FOR FREE COPY of folder describing one family's experience in getting greatest value for its heating dollars.


IRON FIREMAN MANUFACTURING CO.
Portland, Oregon; Cleveland; Toronto.
Mail to 3325 W. 106th Street, Cleveland, Ohio.

Name _____
Address _____



(MAY BE PASTED ON 1c POSTAL)

GIVE YOUR HOME NEW STYLE—WITH PAINT. You'd be surprised how much attractiveness modern paint styling in effective color combinations can add to your home's appearance. Be sure to insist on white lead paint — for long wear and economy.



Down here in the lead mines we're working on your next PAINT job



NOW take this lead we're mining. You know how it's used for outdoor metal work because it's so tough weather doesn't seem to harm it any.

But plenty more is used in making white lead that goes into paint. And white lead is no slacker, either, when it comes to standing off rain and sun.

So it's easy to figure why white lead armors paint against the elements—makes it tougher and longer-lasting. It goes on smooth as velvet, too, and lasts for years—without cracking and scaling.

What's more, white lead paint wears away so evenly it doesn't need burning off or scraping when you repaint. And when you figure in its longer life, you make a double saving.

So if you're looking for real satisfac-

tion it's a good idea in buying paint to find out how much white lead it contains. It's a pretty safe rule to follow: *the higher the lead content, the better the paint.* You can't, for example, get a more durable paint than one containing a hundred per cent white lead. This is the kind good painters mix from lead-in-oil. In many places it is now being sold in prepared ready-to-use form, in white and colors.

Remember, most good painters recommend white lead paint. Try it on your next paint job and you'll find it's one case where the best is cheapest.



GOOD PAINTING COSTS LESS THAN YOU THINK — get the facts and other valuable paint pointers from informative booklet "WHAT TO EXPECT FROM WHITE LEAD PAINT." Send postcard for your free copy.

LEAD INDUSTRIES ASSOCIATION
420 Lexington Avenue, New York, N. Y.

A GOOD PAINTER IS A GOOD INVESTMENT

—he not only knows all the tricks of doing a first-class job, but he has the proper equipment to protect your shrubbery, steps and walks from spotting.



You're money ahead when you paint with
White Lead



This business of southern exposure!

[Continued from page 30]

holds true in the deep Midwest.

One advantage our early ancestors had was the temporary element in their building projects. When the seasons changed, their houses changed location, whereas our one house has to be livable in every kind of weather. Since we know that we shall have at least three distinct seasons during the year—cold winters, hot summers, delightful spring and fall days with moderate but changeable temperatures—why not have at least one room designed for each season of the year? The house will then be a combination of the ideas used in a northern hunting lodge and a summer resort beach cabin, separated by a Florida sun-room, all with easy, convenient access to the kitchen.

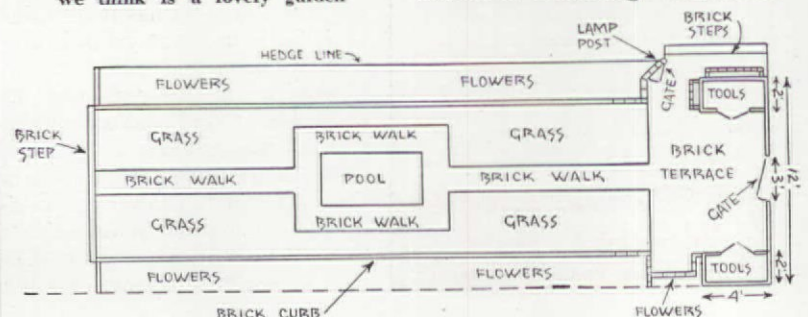
The seasonal rooms really should revolve around the kitchen, because the family has to eat the year around, and it's a good idea to stay near the base of supplies. So let's start with the kitchen.

The room to the east of the kitchen will be the coolest room because it will receive only the rising sun and be shaded from the afternoon heat. This then we shall call the summer room. It will have a southern exposure to receive the summer breezes and should be screened from floor to ceiling.

The winter room will be on the west because it will want that afternoon warmth. It will also have a southern exposure to receive the winter sun, but it definitely does not want a northern exposure, so we shall place the entry, stairwell, and closets on its north end to protect it as much as possible from cold winter blasts. The fireplace is near the kitchen since cozy dinners served in front of a blazing fire are a delight on a cold winter night.

The spring and fall room is appropriately placed between the summer room and winter room. The east door may be opened for coolness, the west door for warmth. Southern exposure is for summer breezes and winter sun.

So our very useful summer house became part of what we think is a lovely garden



This plan is, of course, merely a basic design for a small home in the Midwest, where houses have to weather a lot of climate. It enables the family to rotate with the seasons from the large screened-in porch on the east for summer, through the in-between room for the in-between seasons, to the warm west living room for winter. So if you're going in for southern exposure this year, be sure to go a little further than the primitive bushman and plan your house carefully in reference to the winter's cold, the summer's heat, the winds, the rain, and rising sun.—MARGARET WOODWORTH

Blame it on the old horse!

[Continued from page 19]


watch for weathervanes when we are out driving. Every church, barn, and house-top is carefully scrutinized. When one is sighted, still up to its old tricks of shifting with the wind, I simply cannot resist stopping to inquire if by any chance the owner wants to sell it. I know my husband secretly prays that the answer will be negative, for he probably visualizes summerhouses springing up like mushrooms in the back yard. Many a day's incapacitation has been laid to a stiff neck that was without a doubt received from craning my neck looking for those elusive weathervanes, for I know full well that if I don't look on both sides of the road at the same time I may miss an Angel Gabriel, American Eagle, or even a Currier and Ives sulky.

Just a little tip for anyone anticipating a garden. Do "dig in and help" so that you really are a part of it. It does something to you that can't be described. It bolsters up your morale as only Mother Earth filtering through your fingers can and it will give you new impetus to carry on through the nerve-wracking stress of present-day living.

Finally, when the tools are all gathered together and the paint brush cleaned out and put in oil, and Dexter, who was so innocently accused, smiles benignly down on you, you can settle back in your favorite spot and revel in the sense of "peace and satisfaction" that comes only with a realization of something "well done."

See Your FAIRBANKS- MORSE Dealer!

FOR THIS NEW STOKER
WITH STOK-O-LITE



● See this stoker and you will know why people are buying it at a rate which is increasing faster than almost all other stokers. The Fairbanks-Morse Automatic Coal Burner gives clean, steady, healthful, and economical heat from ceiling to floor. It gives it to you with such dependability you almost forget there is such a thing as a heating problem.

And now another new, big feature—STOK-O-LITE! Should the electricity go off—if for any reason the stoker is prevented from serving you, the little red glow-lamp on the thermostat warns you instantly—before the house gets cold. STOK-O-LITE is the biggest feature of the year in stokers. Only Fairbanks-Morse has it.

NO DOWN PAYMENT
As long as 36 months to pay

Guardian of Your Purse, Health, and Comfort



Because Fairbanks-Morse makes quality stokers in quantity you can own one for a surprisingly low price. Get the facts! Use coupon for name of nearest dealer and informative booklet "Live in Comfort."

Fairbanks, Morse & Co.
Stoker Division, Dept. 18
600 S. Michigan Ave., Chicago, Ill.
Please send, without obligation on my part, FREE booklet on automatic coal burner heat for my home.

Name.....

Address.....

City.....State.....

In Canada, address The Canadian Fairbanks-Morse Company, Ltd., Montreal.

FAIRBANKS MORSE
Automatic Coal Burners

Philadelphia remodeling

[Continued from page 45]

top, were built in at either side of the door, and it was Mr. Rockwell's idea to stop the extension just above the bookcases, thus forming a deep shelf back to the original wall.

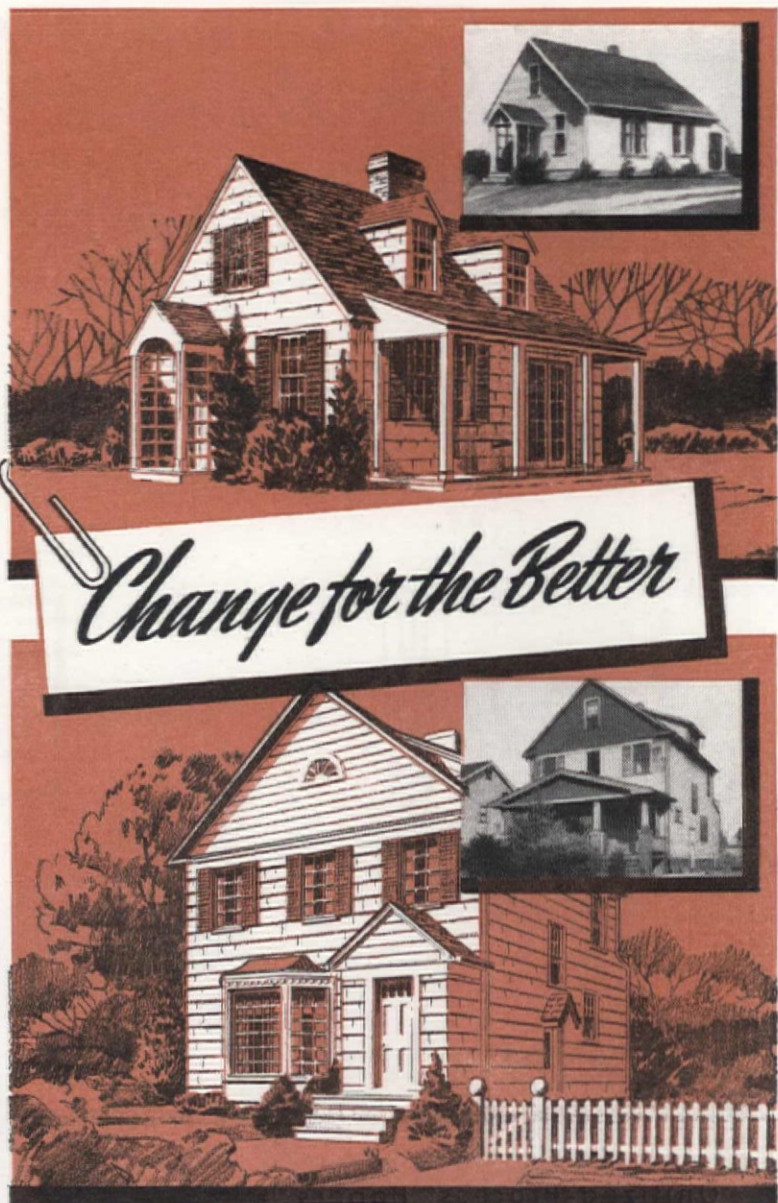
Other structural additions consisted of extending the second floor rear bedroom out over the new kitchen; installing a shower for this room and a lavatory on the first floor; converting the one makeshift bathroom on the second floor into two rooms—a large storage closet and a modern bathroom, in which a commodious double-doored clothes closet was constructed. One of those ridiculously ineffectual, shallow closets in the front bedroom was transformed into a recessed bookcase. On the third floor two boxlike rooms emerged as a rentable bachelor's suite of a bedroom-sitting room and a roomy bath-dressing room and closet.

Well used, fine old furniture was to be transferred from the Rockwell apartment and from storage. What should its background be? The architect and Mrs. Rockwell, an artist in her own right, gave much time and thought to the matter of decoration, and today it is the color motifs that command greatest interest in this modernized house rich in early 19th century charm.

Taking you briefly through the house on a color tour, the first unusual note is in the small foyer. As an amusing reminder of Mrs. Rockwell's particular art—goldsmithing—the walls are papered in a dull green gold and the ceiling in silver; woodwork and linoleum flooring are black.

The inner narrow hall is papered in ashes of roses, an exact duplicate of that in Mt. Pleasant Mansion, one of Philadelphia's historic spots. The woodwork is of the same shade. And as a dramatic accent to this soft color, the ceiling is papered in plum; the floors painted a deep maroon. This effective combination is continued up the entire stairwell and through the halls. It also forms the living room theme with old blue damask draperies making a distinctive contrast.

Completely different is the low-ceilinged dining room. Facing a brick wall, the problem of brightening this room has been adroitly solved with lemon yellow for high wainscoting and walls; turquoise blue ceiling and dark blue floor. A dresser built along old-fashioned lines extends along one side of the room and furnishes ample cupboard and drawer space. This is painted lemon yellow with the counter and shelves in a deeper turquoise blue. Instead of window



Red Cedar Shingles OFFER THE BEST SOLUTION FOR REMODELING AT MINIMUM COST

For many and various reasons, a lot of people live in old houses—either because they cherish their associations or because they like the neighborhood—but which are unattractive and hard to put up with. It is often possible to remodel such houses into really good-looking, livable, modern places with only a little structural alteration and at moderate expense. Red Cedar Shingles offer the best solution for rejuvenating at minimum cost . . . they are easy to apply regardless of the nature of the existing outer walls . . . they give the appearance of a new and modern building . . . they fit nearly all types of architectural design . . . and they provide definite insulation.

"HOME PROTECTION"—a beautifully illustrated book containing practical suggestions for home building, mailed to you free on request. Send 10 cents in coin or stamps to defray mailing costs. Write Red Cedar Shingle Bureau, Seattle, Wash., or Vancouver, B. C., Canada.

FOR GUARANTEED GRADES AND QUALITY, SPECIFY—
CERTIGRADE
Red Cedar Shingles

Certigrades pass official inspection for grade and quality.



Sold only by established lumber dealers.



HOUSEWIVES BY MILLIONS SWING TO

New, Safe Way to Buy Wallpaper!



Give Walls New Beauty . . .
End Guesswork . . . With New
"Unitized-Process" Papers
Sold Under Guarantee

NOW there's a safe, certain way to add charming new beauty to your home—and to end all doubts and fears about the finished result! In wallpapers made by the new Unitized process, you'll not only find new and finer patterns, lovelier coloring and brand new ideas like the harmonized "Companion" papers shown above—but you'll find the brand new advantage of a guarantee of satisfaction!

Announced only last spring, "Unitized-process" wallpapers have already become by far the largest-selling papers in America.

That's because every wallpaper marked "Unitized" has been designed by the world's best wallpaper artists, pre-tested by experts, and guaranteed to hang right, be right in style and pattern, meet special standards for sun-fastness, and be genuinely washable if marked washable!

It costs no more to have genuine Unitized and Guaranteed Wallpaper. So ask any leading decorator, dealer or paperhanger for Unitized paper, and remember . . . only those samples in his books marked on the back with the Unitized seal are genuine Unitized papers. You'll find this seal on hundreds of patterns just as lovely as those shown here.



Unitized
WALLPAPER

☛ Sun Tested
☛ Wall Tested
AND
GUARANTEED

WASHABLE

GUARANTEED BY
GOOD HOUSEKEEPING
MAGAZINE
AS ADVERTISED THEREIN

JUST OFF THE PRESS!
A new printing of "Style & Charm"—a colorful, well-illustrated 24-page book crammed with simple, practical ideas and suggestions to help you plan charming, livable rooms at little expense. Mail coupon with 10c (stamps or coin) for your copy.

NANCY WARREN AH 8-40
Unitized Wallpaper Factories
3330 W. Fillmore St., Chicago, Ill.
Please send copy of "Style & Charm," for which I enclose 10c.
Name.....
Address.....
City & State.....

curtains, which would have further darkened the room, glass shelves—three at each window—serve as a base for interesting pieces of colored glass and ivy.

The kitchen beyond is a gay, cheery spot. Mrs. Rockwell chose maple cabinets with the counters covered in Chinese red linoleum; a plaid paper of red, black and white; a linoleum flooring in blending tones. Carefully planned for the utmost convenience, there is not an inch of waste space.

Continuing the tour, the first stairway landing takes one into Mr. Rockwell's rooms. Here Mrs. Rockwell has used a definite masculine combination of warm, cocoa brown for woodwork and a soft gray-blue for paper. Instead of window curtains she chose glazed chintz shades with figured stripes in harmonizing colors.

The second stairway landing brings one to Mrs. Rockwell's suite. It is a distinctly feminine bedroom in dusty pink and gray. One wall is papered in a figured pattern, the other three walls and ceiling in plain dusty pink. The woodwork is gray; the draperies of a darker gray moire edged with an old-fashioned fringe, mahogany in shade. The bathroom carries out the basic note of dusty pink. The fine mirror over Mrs. Rockwell's dressing table had served as a glass pane in the front door. When a new, solid door in keeping with the general architecture of the house was installed, Mrs. Rockwell salvaged the discarded glass, had it silvered and now has an expensive-looking mirror.

Designed as a bachelor's suite, the third floor is naturally masculine in its color treatment. Walls in the main portion of the bedroom-sitting room are warm tan; the ceiling and alcove and woodwork are a soft gray-green. Mrs. Rockwell took an active interest in the mixing of paints used throughout the house, and the painters seemed to enjoy the experience of "going daring" in color, even to the peacock blue and gray combination used most

effectively in the top-floor bath.

The shop was constructed by robbing a few feet from the garage and garden. To the uninitiated, it is a mystifying mass of tools, gadgets, and heavy equipment such as a 300 lb. rolling mill for rolling out gold plate and wire, and an oxygen tank. But in spite of the workmanlike atmosphere, good taste is again shown in the rough plaster walls, bright green doors, and gray trimmed windows extending the entire width of the studio, and the utilization of old heating registers found in the house as decorative grills in the doors.

Out here Mrs. Rockwell spends many hours of her days, including Sundays, far from distraction in an ideal north light exposure. And always, she faces a charming brick-walled-and-floored garden in which old brick has been used. Amusing plaques and colorful tiles, purchased years ago in Europe, were unearthed during the garden construction. These were set into the garden wall.

Certainly Mr. and Mrs. Rockwell have fulfilled a dream that constantly recurs in the thoughts of many persons. Their experience leads me to believe it is far from impossible to achieve; that it is sane, practical, and satisfying to both purse and person.

In defense of the commonplace

[Continued from page 23]

near by we brought rocks—not modest ones that would go in the back of our car, but huge, jagged boulders in rich pinks, bright browns, and greens with now and then a purple or a shining granite. But a one-season garden of iris merely whetted my appetite. We couldn't hope to get enough soil to cover all our ground, so we compromised by putting a little rich earth in the pockets behind the rocks and adding barnyard manure and fertilizer. Here we stuck roots of hardy chrysanthe-

NO MORE DISHWASHING! NO MORE GARBAGE!

GENERAL ELECTRIC
ELECTRIC SINK

DOES BOTH JOBS BETTER AND FASTER FOR PENNIES A DAY!

1. Washes all the dishes! 2. Disposes of all garbage!

Easily installed in old or new kitchens. See it at your G-E Dealer's or write for literature to General Electric Co., Dept. SG-068, Bridgeport, Conn.

"IT'S EASY TO STAY YOUNG ELECTRICALLY"

mums which flourished like the iris and bloomed late into the fall encouraged by the warmth of the sun-heated rocks. Next we cleared out the nook made by the ell of the house and dug like gophers, wheeling away loads of small stones and ignoring the larger ones whenever possible. Even if sophisticated delphiniums would not respond, I thought, plenty of less fussy plants might; and, indeed, coneflowers, gaillardia, anchusa, hardy asters, goldenrod, and shasta daisies were only a few of the perennials that I found would thrive in hard places. To be sure, at first we got the tall flowers in front of the short ones, and the rosy pinks against the oranges, but such mistakes were never allowed to last more than one season. In time we had dark red hollyhocks established against the white of the house and the old fashioned chimney-pink or magenta ones forming a background for pale orchid iris and memorial daisies. Heliotrope and pinks furnished fragrance in the spring until the verbenas began to bloom.

I needed annuals to fill in and just as I learned to select only the hardiest of perennials, so I chose the weedier, tougher kinds of annuals. Rather accidentally I sowed cosmos seed where some old plaster had lain and never been completely cleared away, and never, in East or South, have I seen such thrifty plants. Zinnias, marigolds, clarkia, stocks, coreopsis, salpiglossis, and scabiosa also grow well for me. I have learned to use fertilizer, which can easily be overdone in our soil but which cannot be omitted entirely. Hard as the soil is, I work it occasionally—not as a really good gardener would, I suppose, but enough to keep my plants happy. As my love for outdoor work grew, I started a goldfish pool which my husband finished. My father joined in and I acquired a barbecue, tables, and benches which we use a great deal.

In the garden I have achieved a riot of changing color and per-

fume that lasts from March with its crocuses and violets until snow buries the "mums" late in November. Hundreds of bouquets have been picked from our hillside, by strangers as well as friends, for often the latter stop and ask for flowers and, so far, none has ever been refused. I know that my posies will bloom all the better for being picked. And to one who loves to give but has never had all she wanted to pass on, to be able to share them is a real luxury. Children, our own and the neighbors', have always played on our lawn and often the entire front terrace is a mosaic of petals with a queen, dressed in the royal purple of iris and wearing a crown of basket-of-gold alyssum, holding court.

Sometimes I have a moment of envy when I see my friends' smaller, better kept, stereotyped gardens. But never for long. The very rugged wildness of my attempt has added a singular charm to it. It represents even more of an accomplishment since we had neither money, soil, nor experience when we started. Above all, it has taught us that many a dreary place might be made beautiful with a little loving effort.

Rain on the windowpane

[Continued from page 48]

folded in half the long way and in fours the short way. Then I cut away the corners of the folded paper and when it was spread out the diamond pattern was there in silhouette. Next I procured from the hardware store a ten-cent roll of dark gray passe partout (gummed paper tape) paper. Next I laid the pattern against the glass and traced the lines for my "lead" strips. I cut my gummed strips a little longer than necessary, and when they were all pasted crisscross on the glass I made the edges neat with a safety razor blade.—DOROTHY HAMMER



Here is a pleasant workshop . . . a smart, stylish kitchen that can be yours at very moderate cost . . . a room that will *command* attention, but which will *require* little. **TILE** colors never fade, and no expensive re-finishing or decorating is necessary. Your home will be *permanently* attractive . . . house-cleaning far less tedious . . . if your entrance hall and sun-porch *as well as* your baths and kitchen are Tiled. Follow your best judgment . . . use smart, economical **TILE**.


FREE BOOKLET
24 pages of helpful facts . . . new designs and rooms in full color. Free for the asking, it is as practical as it is helpful and inspiring.

FACTS ABOUT **TILE**

READ THIS BEFORE FROST

Free Facts on Fuel Savings

This free booklet—mailed the day we get your coupon—upsets 3 furnace fables. It proves: (1) Fully automatic heat costs **LESS** than hand-fired fuel. (2) You can burn hard coal yet **NEVER** touch a shovel. (3) Your **PRESENT** furnace can be the most modern, most automatic one in town—with **MOTORSTOKOR**. Send for the book.



"HOOK YOUR FURNACE TO YOUR COAL BIN"
See new method in the free book—how **MOTORSTOKOR** can fit right into your present furnace. Booklet mailed only to localities burning anthracite (hard coal). Fill in the coupon *now*, and learn how to end uneven heat and furnace tending, while *saving* money. Write in name and address. Mail to

HERSHEY MACHINE & FOUNDRY CO.
280 Pitt St., Manheim, Pa.

Send me quick, your free book "Automatic Heat which Pays for Itself." I live where hard coal is available.

Name _____
Street Address _____
City _____ State _____



THE TILE MANUFACTURERS' ASS'N., INC.
50 East 42nd St., New York, N. Y.


THE TILE MANUFACTURERS' ASS'N., INC., 50 East 42nd St., New York, N. Y.
Gentlemen: Please send me a copy of your free book: "Facts About Tile."

NAME _____
ADDRESS _____
CITY _____ STATE _____

FOR SALE:

A day's smoking pleasure for a few extra pennies. Discover the difference in Marlboro.

IVORY TIPS protect the lips. Also plain ends.



A PRODUCT OF PHILIP MORRIS

We added this playhouse by raft and trailer!

[Continued from page 48]

our playhouse home. Now the *Mud Hen* has no style but she's a plugger. She makes nine miles an hour and since the distance by water was only twelve miles, the trip over was practically speedy. The return was quite another matter. Our raft, with the rising tide, had taken on submarine tendencies. Six feet of it plumbed the ocean depths and a mere four-foot height wallowed on the surface. The *Mud Hen's* nine per hour dwindled to two, the tide ran four in the wrong direction and it looked as though we'd do a "Corrigan." But tides eventually turn and so did this one, though why the weather man felt called upon to stage a spectacle remains a mystery. It rained, it sleeted, the sun shone, the fog rolled in, and eventually night fell before our barn was landed on the beach in front of its new abode.

"Twenty-two feet by forty-two feet" said the graph paper. Granite blocks from our own terrain made a perfect foundation. Lavishly we laid great beams as girders and, as is the custom in that clime, floored them over all with a diagonal first layer. Now for the uprights. Alas—a fifteen by twenty-five-foot barn doesn't stretch. This one must have shrunk with immersion! We clearly needed another barn. Almost inadvertently we heard of one that some years ago had almost collapsed. In fact the owner had paid eight dollars to have it sawed down before it fell. We could have what was left for nine dollars (a dollar for interest, I suppose). This time our station wagon and trailer could manage to get to the spot.

Again the wrecking crew set forth. The lovely old hand-hewn timbers had been crudely hacked, but by changing our roof height we could use them. And again our playhouse grew! At least it grew till again we ran out of material. By now the natives thought we were crazy. Purely as a joke they told us of a barn (the oldest on the island) that had blown down the previous year. We could have it if we'd clean up the mess. So in a third direction and again by station wagon and trailer our wrecking crew set forth. And what a treasure trove they found. Great beams forty feet long—smooth, satiny, hand hewn. We left nary a splinter! By this time our yard looked like the parking lot of a freak tornado but we had all the wood we could possibly use and more.

The rafters went up and it was time for the roof boards. The de-



THE same powdered chemical compound that kept toilets glistening and sanitary 28 years ago is used by countless women today. Sani-Flush is still the easiest and best known way to keep toilet bowls spotless. You don't have to scrub and scour. You don't even touch it with your hands.

Just sprinkle a little Sani-Flush in the bowl twice a week. It even cleans the hidden trap. Cannot injure plumbing connections. (Also effective for cleaning out automobile radiators.) See directions on can. Sold by grocery, drug, hardware and 5-and-10c stores. 10c and 25c sizes. The Hygienic Products Company, Canton, Ohio.

Sani-Flush


CLEANS TOILET BOWLS WITHOUT SCOURING

Burpee's Regal LILIES
Immense, fragrant, white; 3 BULBS
easy to grow; guaranteed. Post-
paid, 3 Bulbs 25c; 15 for \$1.
Burpee's Fall Bulb Book Free.
W. Atlee Burpee Co., 102 Burpee Bldg., Philadelphia


One-Spot Flea Killer Kills Lice, Ants, Fleas, Aphids, Bedbugs, Crab Lice, Potato Bugs, Cabbage Worms.
DUST ON ONE SPOT • Mex. Bean Beetles
Everywhere. O-S Co., Elridge, Md.
25c Free Dog Booklet

SUPERIOR FIREPLACE

CIRCULATES WARM AIR to all corners and adjoining rooms



A COMPLETE FORM
(from hearth to flue) around which it is easy to build a new or remodel present fireplace. Cut fuel bills—correct smoke troubles. Thousands in use in all climates. Write for Superior Fireplace Literature
SUPERIOR FIREPLACE COMPANY
1046 South Olive St. Los Angeles, Calif.



Clean cut as a cameo—interior finish and doors of **WESTERN PINES***

Craftsmen in woodwork will tell you they know of no woods that respond to the saw, the plane and the chisel more perfectly than the Western Pines. Master Painters will tell you that these soft-textured, evenly-grained woods sand to a satiny finish that paint and enamel only serve to glorify.

Before you build or remodel, discuss the use of Western Pines with your architect and builder. They will definitely indorse them. In the meantime, write us for a FREE copy of "Building Your Home," an illustrated booklet that you'll find extremely helpful. Western Pine Association, Dept. 137-F, Yeon Building, Portland, Oregon.

*Idaho White Pine *Ponderosa Pine *Sugar Pine

THESE ARE THE WESTERN PINES

nauling crew turned to staining, and the inside of every board was colored a soft warm brown before it was nailed on. Ceilings are much easier to do on the level! Stain mixed with gasoline is very inexpensive and an ideal cleansing agent. Our hearts sank as we looked at the roof expanse. Miles and miles of shingles would have to be laid! And that's where our neighbors came in. They'd eyed us with misgivings thus far, but now they arrived by the boatload, hammers in hand. Atop that roof we watched some of the summer's most exciting Junior dinghy races, made new friends, achieved a marvelous tan and inadvertently laid a leakproof roof.

The end of vacation found us with a building side-boarded, roofed and windowed. Our pet carpenter and guiding light promised us a fireplace by spring. All we asked for was a big one of native stone with a woodbox on one side and a grill on the other. We got it! Not only is it tremendous, but the grill has a separate flue and there's even a secret hiding place for the children's various treasures.

The following summer found us clapboarding, and here again we painted the wood before it went on. We had carpenters lay and sand the hardwood floor, for a dance floor must be professionally flat. We however applied the filler, shellac, and wax.

Now came the fun of furnishing. We chose red, white, and blue for the color scheme. Plaid homespun at the windows gave just the right crude touch. Grandmother's old square piano, in the corner, tinkles a jazz tune as merrily as it ever did a minuet. A wicker porch set, painted white, with homespun cushions is grouped by the bank of windows overlooking the bay. Two bridge tables with white painted legs and red tops stand open, by the shelves of games with chairs invitingly drawn close. The Ping-pong table beneath the gallery can quickly fold away to make a stage for amateur theatricals or an hour of charades. A radio-Victrola stands beneath shelves of records. An old settle is a cushioned bench until the top is put down, when it becomes a table to hold the sizzling platters from the grill. Two old wheelbarrows have been converted into movable chaise-longues. An old cider press makes an interesting side table while a great pot, in which seal oil once was boiled, serves as a superior log container. Before the fire an Hawaiian surf board (whose art we mastered in younger days) has sprouted legs and holds a dozen marshmallow toasters at one sitting. In the last book-filled, map-bedecked corner, a box spring and mattress on legs, with a blue denim cover, is heaven for the literary minded. The gal-

Lots Of HOT WATER At Low Cost With A Hotpoint Electric Water Heater



NOW you can enjoy the convenience of plenty of hot water for every household need! Hotpoint Automatic Electric Hot Water Service costs so little that families with modest budgets can afford its time-and-work-saving advantages. No home is completely modern without electric water heating. Smartly styled models for kitchen or basement. Easy to buy on Hotpoint's friendly finance plan. Send for free booklet before you build, modernize, or change your present heater!

Hotpoint Water Heater Better In 6 Big Ways!

- 1. SAFER**—No matches, flame, fumes or danger!
- 2. CLEANER**—No soot—no fuel dirt!
- 3. FASTER**—Calrod Unit—immersed in water—transfers heat faster.
- 4. DEPENDABLE**—Thermosnap controls temperature automatically. Install it and forget it.
- 5. THRIFTY**—Heavy insulation reduces heat leakage—assures low operating cost.
- 6. BEAUTIFUL**—Styled to harmonize with the modern kitchen.

Investigate low electric water-heating rates in your locality!



Hotpoint

ELECTRIC WATER HEATERS
RANGES • REFRIGERATORS • WASHERS • IRONERS
CLOTHES DRYERS • ELECTRASINK • DISHWASHERS

Edison General Electric Appliance Co., Inc.
5605 W. Taylor Street, Chicago, Illinois
Kindly send me free booklet describing
Hotpoint Electric Water Heaters.

Name _____
Address _____
City _____ State _____

lery, reached by a ladder, at present boasts a padded gym mat and boxing gloves for the small fry who still lean toward fisticuffs. The pièce de résistance, however, is the swing dropped from the ridgepole. Young and old adore it and anyone who, from a standing position, can pump up and snap the ropes on the roof's cross-beams, automatically becomes a member of "The Barn Club."

Our playhouse is purposely close to the main house, is connected to it by a broad porch, for we knew from experience that what is near at hand is used. Nothing can be broken, there are no rules or don'ts. "The Barn" is dedicated to the young—in heart!

Garden pattern through the ages

[Continued from page 44]

upon man's efforts as unreconcilable with nature.

In the "formal style" all the material of which gardens are made is forced into a pattern which looks well on paper but which, for the most part, has little relation to the site or the people who are going to live in the garden. By this method all the various elements are symmetrically arranged about an imaginary line through the center of the design called the "axis." The whole garden becomes, in fact, a geometrical shape—square, circle, oval, oblong, or octagon, with minor variations caused either by a desire for originality or a natural obstacle which cannot be overcome. Now, it is clear that people do not move about in circles, squares, or octagons unless they are forced to; and since a garden is for the relaxation of the minds and bodies of its occupants, the forcing of their minds and movements into these geometrical shapes is not warranted.

In most cases it is impossible to start with an arbitrary pattern, fit a use to it, and have an entirely satisfactory solution. This fact is brought home as stark reality in most of our cities where the famous "gridiron pattern" has been forced upon hills, valleys, and prairies alike. In hilly sections of the country this pattern necessitates excessive grading and construction cost, and at the same time leaves lots poorly oriented for building.

It has been overlooked that gardens can have as many characteristics as do people themselves; that they can be formal, informal, friendly, straightforward, colorful, amusing, restful, logical, playful, entertaining, or any other of the long list of human characteristics.

Every family, home, and site presents new and different prob-

GO MODERN All The Way!




WITH A Hotpoint ELECTRASINK

NOW, in one complete unit, you get these four essential elements of the sanitation work center of the scientifically-planned kitchen of today!

- 1. FULL-SIZED SINK**—48 inches, of stain-resistant Porcelain Enamel.
- 2. FULL CAPACITY ELECTRIC DISHWASHER**—Washes and dries dishes hygienically clean.
- 3. ELECTRIC WASTE EXIT**—Instantly disposes of food waste before it becomes garbage—Clean. Sanitary.
- 4. STORAGE CABINET**—24 inches; with handy steel shelves, hooks and towel rack.

Electric Dishwashers, Dishwasher-Sinks and Waste Exits can be furnished separately. Models are available to fit under standard work surfaces or sinks.



Hotpoint Electrasink actually saves an hour every day. Helps protect the family's health and eliminates forever those most dreaded of all household tasks—"doing the dishes" and "handling the garbage."

Hotpoint

ELECTRASINK • DISHWASHERS
RANGES • REFRIGERATORS • WATER HEATERS
CLOTHES DRYERS • WASHERS • IRONERS

Edison General Electric Appliance Co., Inc.
5605 W. Taylor Street, Chicago, Illinois
Kindly send me full details about Hotpoint Electrasink.

Name _____
Address _____
City _____ State _____



**"Never sick, full of pep...
KING TOBIAS is strictly
PARD RAISED"**

— says his owner, Mrs. Fred Meifeld of Frankfort, Indiana. "King Tobias (Toby to us) has always been in the pink of condition. Has more pep than he knows what to do with! And talk about looks—his coat's like satin. Toby's just never had a chance to get sick. That's because we've fed him Pard since weaning—and how he loves it! Pard gets full credit for Toby's unfailing good health and spirits."



Mrs. Fred Meifeld

The facts of this certified statement were sworn to before me on May 27, 1940. Byron Schenck, Notary Public


At Swift's Research Kennels, 5 Pard-fed generations of dogs escaped excessive shedding, listlessness, other common ailments!

If your dog lacks pep, is nervous, or suffers from any of the common dog ailments—look to his feeding! For veterinarians agree that, 9 times out of 10, common diet-caused ailments are the result of faulty feeding.

Yet your dog need never suffer from excessive shedding, listlessness, diarrhea, or other dietary ailments. Not if Pard is fed! For at Swift's

Kennels Pard has been the sole diet of 5 successive generations of dogs since weaning. And not one common ailment ever occurred among them. Furthermore—all matured in robust health, conformed splendidly to the standards of their breeds!

Let this evidence of Pard's health-protecting qualities be your guide. For good health and its maintenance—feed your dog Pard!



Every day these handsome youngsters enjoy good health and Pard at Swift's Research Kennels. None ever experienced any common dietary ailment!



PARD SWIFT'S NUTRITIONALLY
BALANCED DOG FOOD

lems. If we are to achieve that harmony between the garden and its occupants for which we constantly strive, it must be concluded that there can be no system or general pattern for garden development. This is the basis of the modern approach.

To the contemporary designer the garden is a three-dimensional composition in space: a volume in which people live part of their lives. The ground is its floor; plants are its boundaries; and the sky is its roof. Water gives and sustains its life. It is of supreme importance that the garden is organically related to the lives of its occupants, and their home and the site upon which it is built.

In this modern conception of gardening, pattern has its most important place in three-dimensional objects and there presents new and interesting possibilities. Fences, arbors, lattice work, retaining walls and free-standing walls, and certain patterns for their construction have been used in gardens for centuries. Because of their cost, it is understandable that certain practical patterns of design and construction are retained and used for long periods. But this does not mean that our possibilities are limited; we will always be searching for new materials as well as new methods for garden use.

Already plywood is finding its way into the garden for use in fences and free-standing screens. Steel fences and walls, and steel cribbings for holding steep banks are used frequently. Glass, translucent and opaque, reeded or plain, is used frequently for wind-breaks or in conjunction with water where it produces unusual effects. Pipe and wood used as horizontal overhead supports for light bamboo screens which can be adjusted to admit or intercept the rays of the sun, or merely as vertical accents where space is at a premium, demonstrate that the same old materials can be used in new and interesting patterns.

Concrete block units of varying sizes and shapes present different possibilities in free-standing and retaining walls, and concrete cribbing used on steep banks offers an alternative to the usual dry rock wall. It is hoped that water will come into its own and its peculiar properties be more frequently exploited. Jets and sheets of water as partial and total screens are certainly arresting. A roof of water, a glass-bottom pool over part of the garden, or a pavement of clear glass used as flagstone, bringing the highly decorative design of roots to view, seem entirely fascinating ideas.

It should not be forgotten that in plants (one of the important landscape materials), nature provides pattern in the branching structure and leafage. We should

explore this phase of pattern in plant materials for it is clear evidence of nature's subtlety. Two trees of the same variety, planted and nourished under identical conditions, produce essentially the same but subtly different patterns. Should not man be as careful in his use of pattern that his individuality be preserved?

At last we find that pattern is taking its proper place in the garden, not as an all-controlling factor to which we have so long been slaves, but as an interesting element which may serve our new understanding of the garden.

**Home of Mr. and Mrs.
Lester E. Breese**

[Continued from page 24]


regular roof lines, the plain wood and stucco wall surfaces, the garden living areas and the picturesque composition of the whole house in wings and stories which are most important, not individual ornament or detail.

The architects had to deal with a steep, downhill lot when they designed this house but that's no new problem around San Francisco, and the back of the lot offered a splendid view over the bay and city. So the house was built three stories high at the back with the principal rooms looking out on the view; a playroom in the basement, running nearly the width of the house, the first floor living room with wide corner windows, the dining room, kitchen, and master bedroom on the upper floor. There is also a rear, enclosed porch off this bedroom which makes an extra room.

The two-car garage is right on the street level at the front of the house, a spot which is obviously the best location because it's the easiest to drive in and out of and it saves driveway construction costs. It also forms a sheltering wall for the adjoining front entrance patio which is on a lower level. Steps and a winding, flag-stoned path lead down to this nicely landscaped courtyard which has additional seclusion because it's below the street and is screened by the front retaining wall. It is used as a terrace and shuttered French doors open directly onto it from one end of the living room. In addition to the two upstairs bedrooms there's a room on the first floor for a guest room and bath—the bath can also be used as a general lavatory.

Building Data:

Foundation: Concrete. **Walls:** First story, stucco. Second story, batten board. **Roof:** Spanish tile. **Windows:** Wood casement. **Flooring:** Oak planks, linoleum in kitchen, tile in bath. **Heating**



Is your front door OPEN TO COMPLIMENTS?

How's the entrance of your home? Attractive, inviting, cordial? Are you proud of it? Nine times out of ten, the entrance puts that final touch of charm on any home—it reflects a friendly welcome. Interesting and in good taste, it does more than its share in helping a home maintain its value!



New Life for Old Homes

There's no better way to modernize a house than by installing a smart, new, architecturally correct entrance. That's how to make the old home young again.

Important for New Homes

Be sure the entrance of the home you buy or build fits the style of the house. Curtis makes a wide variety of authentic designs, makes them to the specifications of nationally known architects in quantities so that the price is low.

Ask your Curtis dealer about Curtis entrances, mantels, china cases, stairways, doors, trim, kitchen cupboards and cabinet work. Mail coupon for free literature.

If you live in Canada, write to W. C. Edwards & Co., Limited, 991 Somerset Street West, Ottawa, Canada.

1866 CURTIS WOODWORK

CURTIS COMPANIES SERVICE BUREAU
204 Curtis Building, Clinton, Iowa
Please tell me about Curtis Woodwork for my home.

Name.....

Address.....

City..... State.....

CURTIS WOODWORK IS SOLD BY
RELIABLE DEALERS EVERYWHERE

Equipment: Forced air, gas fired furnace. *Exterior color:* Light buff plaster walls, red roof, redwood boards with a lye bleach. *Interior colors:* Living room, textured plaster walls in ivory; woodwork and wood ceiling, stained and glazed in a walnut brown. Bedrooms, enamel woodwork, ivory, light cream walls.

—HELEN BELL GRADY

We build a garden house

[Continued from page 47]

grew from a small idea of building a shack for children's activities to a well-developed one, giving us a unit which is now enjoyed by the grown-ups as well. The pergola and garden house together form a unit which includes a large outdoor fireplace, a sink, cupboards, electric outlets and lights in the pergola, and a shower, toilet, and clothes closet opening from the room.

We were fortunate in being able to secure the services of a builder and an architect who were willing to cooperate with us so that we could construct what we wanted. Because it was the first experience we had had in any building project, we chose the cost plus plan.

We have the garden house about forty-five feet from the rear of our dwelling and on an elevation of about seven feet above the level of the main house. The length of the whole unit measures thirty-three feet long by fifteen feet wide. The room itself takes up fourteen feet of the entire length, leaving nineteen feet for the pergola.

For outside materials we used the shiplap run of lumber, placed horizontally, in combination with old brick. The pergola is completely enclosed on the north and east sides but is open to the sunshine and view on the west and south. The north slant of the pergola roof is entirely closed; the south slant, however, is constructed of slats and open rafters of redwood, allowing the sunshine to filter through into the pergola in fascinating geometrical shadow effects. The roofing material is of soft green composition shingles, which blend into the foliage of the tall trees at the back of the building. All of the lumber was given at least one coat of boiled linseed oil to preserve the original color and appearance.

The inside of the room is finished in selected pine. Here again we used the shiplap run of lumber with the boards placed in a horizontal position. This latter was done mainly because the ceiling is a bit high and the horizontal lines give a more pleasing effect. The corner windows let in the east, south, and west light. This arrangement leaves an excellent wall space for a desk and a



Aluminum Windows fit into any architectural scheme

*"I'm glad I insisted on
Aluminum Windows"*

THE HOUSEWIFE proudly boasts that *she* decided on Aluminum Windows; they fit so perfectly into plans for her house-beautiful. The dollar-wise husband smilingly accepts this tribute to his good judgment.

She sees that Aluminum Windows make the home more attractive. They let in more light, because frames and sash are narrow (they're made of strong, compact Alcoa extruded shapes). They open and close easily—and *she* likes that.

He knows that, every year, he can credit actual cash savings to these Aluminum Windows. There's no rusting or rotting to require expensive replacements of parts; no warping or swelling to make them stick, or shrinking to spoil their weather-tightness. They never need painting.

You can learn more about these windows by sending for the book, "Windows of Alcoa Aluminum." It lists the manufacturers from whom you can get prices. Write Aluminum Company of America, 1906 Gulf Building, Pittsburgh, Penna.

ALUMINUM WINDOWS

MADE OF ALCOA ALUMINUM



How to stop a BITE in mid-air



1. CHILDREN'S TENDER SKIN is a "happy hunting ground" for flies, mosquitoes and other similar winged pests. For years mothers have waged war against them without success.



2. AT LONG LAST here's an insect repellent lotion that really works! Developed by leading entomologists. Greaseless, pleasantly scented, will not injure delicate skin.



3. MOTHERS WHO HAVE USED "STA-WAY" Insect Repellent Lotion praise it to the skies. Now on sale at your favorite drug, hardware and department stores. Only 35¢ a bottle! Try it!

INDOOR comfort OUTDOORS

STA-WAY

TRADE-MARK

INSECT REPELLENT LOTION

NATIONAL CARBON COMPANY, INC.
Unit of Union Carbide and Carbon Corporation
UCC
The word "STA-WAY" is a registered trademark of National Carbon Co., Inc.

couch. After much deliberation, we decided to use a finished concrete slab on well-drained ground for the floor of the room. The coloring was mixed into the finished cement, giving a most effective soft green tone.

Opening from the rear of this room are the bathroom and clothes closet. The doors into these small rooms are made of the same material as the walls of the large room, but the boards are placed vertically for contrast and are braced with a Z on the inner side. The bathroom includes a shower, toilet, and wash basin. Copper flashings around the lower edges of the shower room keep the water from soaking back of the walls, and all corners in the shower were painted with a coat of heavy white lead to make them watertight before the plywood, treated with three coats of boiled linseed oil, was nailed into place. Next to the bathroom is the clothes closet which is also finished in plywood. We used hand-hewn oak wooden pegs, shaped like railroad spikes, for clothes hooks. For the curtains we chose a casement cloth in the reddish tones which harmonize with the redwood and which may be drawn across the windows to serve for shades. A grass rug with a red mixture blends well with the curtains, while the warm deep yellow material of the couch cover and the maple finished desk blend with the pine walls.

A Dutch door opening from the garden house into the pergola is made of the pine material inside and the redwood outside, with the edge trimmed with a narrow green painted strip. The door is perfect, not only in construction and beauty but in utility, as it keeps the children's pets out of the room, while the upper half of the door may be open for sunshine and fresh air.

On the north wall of the pergola is the fireplace, which includes two ovens with a firebox in between. An adjustable grill is over the firebox, which can be used as a barbecue pit or an incinerator. This grill may be raised or lowered according to the degree of heat needed in cooking. The firebox is so constructed that it has an excellent draft—not always easy to accomplish in building a fireplace. The low cupboards on both sides of the fireplace provide storage space for firewood in one and dishes in the other. The sink, with hot and cold water, takes up a portion of the dish cupboard and the top of this cupboard is used as a drainboard. An electric outlet above each cupboard provides a convenient place to attach electrical equipment for making coffee or toast.

Two hammered-copper light fixtures, with copper shaded globes, give an ideal night light in the pergola. Another light at the rear

Satisfied WITH YOUR LAWN ???



Thousands of home owners have found the solution to their lawn problems by reading **LAWN CARE**.

This Free bulletin is sent five times yearly to those who want lawns of lasting beauty. Mr. C. A. Rhodes of Standish, Mich., says, "I have never read such a complete series on the care of lawns. I wouldn't be without this valuable service." **LAWN CARE is yours for the asking. Write for it today. Absolutely no obligation.**

O. M. SCOTT and SONS COMPANY
91 Main Street • Marysville, Ohio

Scott's

SCOTT'S SEED makes BEAUTIFUL LAWNS!

Sow Soon for Next Spring

Burpee's Giant PANSIES

Largest, most beautiful, exquisitely waved and crinkled. Choice colors, mixed. Many are gaily blotched. **Special: 35¢-Pkt. (200 seeds) 10¢; 600seeds25¢. Postpaid.**

35¢ PACKET 10¢

Forget-Me-Nots Blue, white and pink, mixed. 1 ft. tall. Packet 10¢; 1/4 oz. 30¢.

English Daisies Double; red, rose, pink, white, mixed. 6 in. Packet 15¢; 1/8 oz. 50¢.

Special, all 3 above Pkts. 25¢

W. Atlee Burpee Co., 103 Burpee Bldg., Philadelphia

NEVER GIVE A FLEA A BREAK!



One thing I'm not soft-hearted about is fleas — and that goes for the Mistress too! One scratch and she's all attention. Two scratches and I get a bath with Sergeant's SKIP-FLEA Soap. Then down the drain they go — that SKIP-FLEA Soap really kills 'em!



A third scratch is rare, because we follow up the bath with borated SKIP FLEA Powder — it soothes the old bites and kills the new fleas! Get wise — get both SKIP-FLEA Soap and Powder! At all drug and pet stores. And ask for the free new Sergeant's DOG BOOK — or mail this coupon.

Sergeant's

DOG MEDICINES

FREE Polk Miller Products Corp. Dept. 13-H, Richmond, Va.
Please send a free Sergeant's DOG BOOK to:

Name _____
Address _____
City _____ State _____

of the dwelling is on the same two-way switch and all may be operated from either the main house or the pergola. Communication between the two houses is accomplished by a two-way electric buzzer system. The boys have originated a code of dot and dash signals which works very well—particularly at meal time.

The view from the pergola and from the windows of the garden house is unsurpassed. We can see all of the San Francisco bay area, which includes such attractive points of interest as the Golden Gate Bridge, the Bay Bridge between Oakland and San Francisco, and Treasure Island, where the Golden Gate International Exposition is now being held. The buildings and hills of San Francisco appear as a fairy city across the bay. We also have a sweeping view of the hills of Berkeley and Oakland.

For all members of the family the new building has proved a great satisfaction. Aside from enjoying the facilities for comfortable outdoor cooking, we have found many other uses for the garden house. In addition to the original idea of using it for children's activities, I now use it for re-potting my favorite plants, as well as for entertaining small groups of friends at sewing. The sport fans listen to the broadcasts via portable radio, while those not interested may enjoy peace and quiet in the main house. For overnight guests, the garden house is ideal in its partial seclusion and convenience. We are more than happy with the result of our building project. Its beauty, comfort, and usefulness make for the better, happier living towards which all of us are constantly striving these days.

Building the flower show exhibit

[Continued from page 21]

materially in creating the feeling of expansion and distance. Exhibits of this sort studied from a pictorial standpoint have a special educational value because the principles of composition and perspective outlined above are of equal importance to, and are readily applied in, the real garden outdoors; especially where the available garden space is limited and the owner wishes to make the most of his opportunities.

It may sound paradoxical, but while viewing the gradual building up of show exhibits, I always get the impression that from a structural standpoint most of them look better when they are half finished. Overcrowding, especially that of vertical objects such as trees, shrubs, and tall flowers, has ruined many an exhibit that


HEATING YOUR HOME



is our problem... and we've blazed new trails to bring you this modern solution.

E.L. Payne

YOU KNOW how today's Streamliner outmodes, outperforms the old "Iron Horse." But do you know that house heating has undergone as great a revolution? *We've left precedent behind, charted a new course by sound engineering... rigid laboratory tests... thousands of owners' records of PAYNE furnaces — records showing years of carefree, economical operation.* *Now PAYNE vented gas heating, proved under most rigorous climatic conditions, is available through leading dealers and gas companies, Coast - to - Coast. Before deciding on any heating equipment, for any home or budget, investigate...*



PAYNEHEAT

Mail this coupon today!

PAYNE FURNACE & SUPPLY CO., INC.
BEVERLY HILLS, CALIFORNIA

Without obligating me, send information on PAYNEHEAT for a _____ room house.

Name _____
Address _____
City _____ State _____

MASTERS "HANDI-CART"

Successor to the Wheelbarrow



Tins down; rake grass, leaves, trash, etc. Scoop sand, gravel, rocks. Mix cement in it. Sturdy, sheet metal, steel axle, disc wheels, rubber tires. Carries up to 300 lbs. Easy running. Built to Give Years of Service. Handy around Home, Yard, Garden. 2 cu. ft. capacity. \$4.75; 3 cu. ft. capacity \$6.75. Order direct from this advertisement or write for details.

Dealers Wanted

MASTERS PLANTER CO.

4023 W. Lake St., Dept. 27, Chicago, Ill.

KINKADE GARDEN TRACTOR


and Power Lawnmower

A Practical Power Plow and Cultivator for Gardeners, Fruit Growers, Truckers, Florists, Nurserymen, Suburbanites, Country Estates and Poultrymen.

Low Prices - Easy Terms

American Farm Machine Co.

1091 33rd Ave. S.E. Minneapolis, Minn.



20 CHOICE ASSORTED CACTUS \$1

20 strong Texas Cactus plants (not seeds) sent postpaid for just \$1.00! Ideal for rock gardens or borders. Satisfaction guaranteed! Send \$1.00 NOW! Naughton Farms, Inc., Dept. B-60, Waxahachie, Tex.

NATIONAL MOWER CO.

831 Cromwell Avenue St. Paul, Minn.

Sickle mower, power driven, rubber tired, pulls self, cuts high grass, hay, weeds, on level or rough. Moderate Price.

Write for Catalog 6 times faster than a scythe!



Sell 50 PERSONAL CHRISTMAS CARDS \$1

Extra Cash for You

Amazing bargain! Fast, easy seller. 50 beautiful Christmas Cards with customer's name imprinted only \$1. Big value brings you quick orders and easy earnings. Many other bargains—Christmas Card Assortments, Gift Wrappings, Everyday Cards. Start earning at once. Write today for FREE Selling Outline.

General Card Co., 400 S. Peoria St., Dept. X-105, Chicago, Ill.

showed great promise while under construction—a fault frequently seen in actual, outdoor gardens.

In Boston, the Massachusetts Horticultural Society has experimented considerably with painted backgrounds designed to create a horizon with sky, and to supplement the actual picture with a logical setting, or extension beyond the confines of the exhibit. This was quite essential in connection with the 1939 presentation known as "Gardening through the Ages," wherein the backgrounds of the gardens were quite helpful in supplementing the historical details of the exhibits. That was deliberately a history lesson, but last spring's show attempted to relate garden problems and garden opportunities directly to the average home. For that reason, it was necessary to establish clearly a practicable connecting link between the garden and the house, easily applicable to the average home. Owing to the restricted space, it had to be done by means of backdrops and the introduction of buildings on a reduced scale.

Remember that when backdrops are introduced, they should decidedly be subservient, both in conception and in execution, to the exhibit for which they provide the setting. They are a "means to an end." Never should they be allowed to defeat, or even to minimize, the end they are to serve.

Step by step on 3 acres

[Continued from page 51]

is actually a suburb of Pittsburgh. Then I promptly feel sorry for those who have always lived in congested localities. Their lives seem narrow compared with those of their country cousins. And, having always lived in the city before my marriage, I feel that I can speak with authority. Only a garden enthusiast understands the thrill of seeing one's own trees put forth new, soft, green loveliness every spring and of all the other joys and beauties that come with every season. Moreover, we feel that we are creating something with our own hands as we add to our home and its many interests.


Our young son learns to share responsibilities by helping with the daily chores, and what he receives for this is used to augment the equipment of his laboratory where he spends his spare moments on all kinds of experi-

for CLEAN CONVENIENT FULLY AUTOMATIC HEAT... CHOOSE A Good Oil Burner!

Webster Electric Company, Racine, Wisconsin (A4)
Send me your FREE booklet "How to Choose a Good Oil Burner," which contains illustrations and other data which will enable me to buy wisely.

Name _____
Address _____
City _____ State _____

THIS BOOK TELLS HOW



THE FUEL UNIT

is like the carburetor on your car. It supplies and regulates the oil to the burner.

THE IGNITION TRANSFORMER

is like the ignition system on your car. It ignites the oil in the burner.

We Do Not Build Oil Burners

BUT WE DO SUPPLY THE TWO VITAL UNITS THAT MAKE GOOD BURNERS BETTER

Oil burners and automobiles are alike in this respect: When it comes to style, design, mechanical principles and general construction, each manufacturer builds to his own ideals.

But as for those units of precision that make for efficiency in either car or oil burner—there is where the specialist is needed.

Although we do not make oil burners, it is our privilege to provide the two most essential units—the Webster Electric Fuel Unit and the Webster Electric Ignition Transformer. These two products are widely known and used in the industry.

Without such units a burner could no more operate than a man could live without a heart. Unassuming in size—but how mighty their service!

We are proud to supply most of the leading Oil Burner manufacturers with these units. You want oil heat, of course. And when your dealer shows you that the burner he recommends is Webster Electric-equipped, you can say "I'll take it" with full assurance that the vital parts are right.

WEBSTER ELECTRIC COMPANY, Racine, Wis., U. S. A. Established 1909. Export Dept.: 100 Varick St., New York City. Cable Address: "ARLAB", New York City

Webster Electric

"Where Quality is a Responsibility and Fair Dealing an Obligation"

MANUFACTURERS OF IGNITION TRANSFORMERS AND FUEL UNITS FOR OIL BURNERS • TELE-TALK INTERCOMMUNICATION AND PAGING SYSTEMS • POWER AMPLIFIERS AND SOUND DISTRIBUTION EQUIPMENT • RADIO PHONOGRAPH PICKUPS

A SMART, VELVET FINISH FOR YOUR DECORATING PROBLEMS!

This new, washable paint has an eye and a nose appeal. Super Mural-tone gives a room the "fresh paint look" without that objectionable "fresh paint odor." Easy to mix and to apply... dries in less than an hour. Re-painting is simple... any number of coats can be applied without danger of peeling or flaking. White and 8 smart tints... can be intermixed to make the precise color you want. Ask your dealer, or your painting contractor, about Super Mural-tone, or send the coupon today.

THE MURAL COMPANY, INC.

Staten Island, New York



The Mural Co., Inc.
Box A-15, Staten Island, N. Y.

Gentlemen:

Please send me literature and color chart on Super Mural-tone.

Name _____
Address _____ City _____



Mind your
P's and Q's

Get
PEQUOT

and you get

1. Wear

"What's this—a guarantee?" Yes! . . . a guarantee that every Pequot Sheet surpasses U.S. Government standards for weight, thread count, breaking strength. So there's no need to just "hope" your new sheets will wear. Mind your P's and Q's . . . get the satisfaction of certain PEQUOT quality.



2. Luxury

"How delightfully smooth!" Sense the crisp smoothness of Pequots. The richness. This is the soft strength for which Pequots are famous. So mind your P's and Q's . . . get sheets that spread smoothly—do not wrinkle easily—look immaculately trim—invite restful sleep.



3. Convenience

"What a slick idea!" That little projecting tab, lady, tells you the sheet size at a glance. No fumbling through piles of sheets on your linen shelves, to find the right size. Note the Pequot selvage, too. It's different—a double tape selvage, for extra strength and extra wear.



4. Value

"Why shouldn't everyone enjoy Pequots, at this price?" Yes, Pequot prices are moderate. But wait! The price you pay is only half the story. Several years from now, you'll begin to fully appreciate Pequot wear. So—for value—mind your P's and Q's! Buy Pequot.

PEQUOT
SHEETS AND PILLOW CASES
PEQUOT MILLS SALEM, MASS.

ments. Finding resources within himself, he is learning to think out problems in a way that may help others some day. Sister's doll house furnishes many happy hours, but, more than that, it teaches her the necessity of keeping it in order. Decorative ideas are born there; a foundation is laid for the worth-while things of life; character is built that makes for a fuller life in years to come. Father looks forward to his homecoming after the hurry and bustle of the city, and a hearty meal (much of which may have been grown right on our own place) served in our cool, pine-paneled dining room which was another recent materialization of a dream. Quite a project it was, with the tearing out of a wall, the changing of doors and windows, and all; but what a joy it is, with our shining copper ranged around the fireplace, the spinning wheel, dough tray and other precious pieces, each with its own story. Thence the family retires to the broad, evergreen-sheltered terrace for a while until one and then another rambles off to his or her hobby. Dad disappears for several hours, but not far away. For if we listen we hear the soft cooing of pigeons and know that he is out among his snowy White Kings that bring him relaxation and freedom from his business worries.

We bathe in a barnyard!

[Continued from page 49]

to house a wastebasket. Across the back more closing in with pine siding covered the water tank at one end and provided a roomy clothes hamper at the other. Clothes went in and came out via a spring door at the side. Everything, of course, that enclosed pipes or fixtures was made easily removable for repair work.

The washstand took more than one family conference. Finally someone thought of a rain barrel, and so we encased the old-fashioned oval basin and its pipes with half a barrel hooked securely to the wall, the top built out in order to make a snug fit around the porcelain.

It was the bathtub that started us on the murals. We were determined to make it unmistakably a horse trough so we played with the idea of supplementing missing details with a little artwork on the walls. We called in an artist friend and soon we had a simple pattern, not only for the pump and spout gushing water into the tub, but for the whole four walls and the back of the bathroom door. On the fresh white plaster we drew a row of great sunflowers behind a white rail fence. Then we painted the ceiling and background with sky-blue

casein paint, painting around our outlines as carefully as possible. When it was quite dry we filled in our flowers and livestock with casein paint colored with show-card colors, as the ready-mixed caseins are more tints than strong colors. The rail fence we left in the original white of the plaster.

The back of the bathroom door we did with regular house paint, a barn red for the lower half and black for the upper part which serves as a background for a defiant white chicken and curious horse. Even at our amateur hands it looks fine and always causes much amusement.

THE towel racks were an afterthought. They grew out of a reluctance to use modern equipment in a bath as rural as this one. We hunted through the woods for good sturdy branches, removed the bark, trimmed off extra branches, flattened the back, and whittled and sandpapered them to a lovely smoothness. We stained them to match the pine paneling and gave them two coats of hard waterproof varnish before we nailed them to the wall and filled in the rest of the tree with more mural work.

We made a toadstool seat from the top of an old bathroom stool, a solid chunk of fire log and a heavy slab of wood to give it weight and balance. The top we painted cream and the bottom dark green. The floorboards which we "borrowed" from the barn itself we sanded, oiled, and waxed.

The lighting fixture is a big barn lantern hung over the central light bulb. When we can find a pair of small ones we are going to put carriage lamps beside the mirror that hides the modern but very necessary medicine closet. Also when we can find an old grain bin that is not too large we are going to clean and wax it so that it may be used for linen.

And now that our Barnyard Bath is complete it is already influencing the character of the recreation room next door. The children clamored for bunks, so across one end of the room we are building four which we shall hide in two closets with doors painted barn red, swinging these doors so they meet in the center and give a certain privacy between each set of bunks. Ladders up the sides serve the upper bunks. There will be two stalls at the other end of the room, one with several electric outlets for percolator, toaster, etc.; the other for the game table. We shall use barrel chairs, log benches, and plenty of fat floor cushions covered with natural burlap to look like feed bags, sturdy and comfortable. More lanterns will cover the side lights, and there will be a wired wagon wheel for the chandelier. Barn red with natural wood will be the color scheme. Our Barnyard is still expanding!



I WAS PROUDER THAN A PEACOCK OF MY
MELON SHELL SALAD

WITH **REAL MAYONNAISE**



MELON SHELL SALAD

2 cups Honeydew Melon balls	1 Honeydew Melon shell	Cut balls out of inside of melons with ball cutter. Mix melon balls and orange sections. Fill the melon shell with fruit mixture. Place filled shell and bowl of Fruit Juice Mayonnaise* on a platter or service plate with salad greens. Garnish with strawberries and watercress (as illustrated). Serves 6.
2 cups Spanish Melon balls	Romaine • Lettuce	
2 oranges sectioned, membrane free	Watercress	
1 pint strawberries	Fruit Juice Mayonnaise*	

***FRUIT JUICE MAYONNAISE**

1 cup Hellmann's or Best Foods Real Mayonnaise
 3 tablespoons unsweetened pineapple juice
 1 tablespoon sifted confectioners' sugar
 Add fruit juice and sugar to Real Mayonnaise and beat well. Makes 1 cup Fruit Juice Mayonnaise.

AT THE NEWTON LAWN FETE — Bank Teller's Wife Does President's Wife A Real Favor



"OUR SALAD IS AS DELICIOUS AS IT LOOKS, MY DEAR! I WISH MY COOK COULD LEARN TO MAKE MAYONNAISE LIKE THIS — SO LIGHT AND FREE FROM OILY TASTE!"

"WELL, I MUSTN'T TAKE FALSE CREDIT, MRS. BRADLEY, THIS MAYONNAISE COMES FROM MY GROCER."



"WHAT! ONE OF THOSE READY-MADE SALAD DRESSINGS?"

"OH, NO — NOT 'SALAD DRESSING,' MRS. BRADLEY! THIS IS REAL MAYONNAISE, LIKE THE HOME KIND, WITHOUT STARCHY FILLER IN IT. THAT'S WHY IT HAS SUCH CREAMY FLAVOR AND DOESN'T TURN WATERY WHEN YOU ADD MILK OR FRUIT JUICES."

REALLY FRESH, TOO!

... this light mayonnaise — delicate in flavor, light and smooth in texture

Real Mayonnaise (Best Foods in the West; Hellmann's in the East) is made like the home kind. It contains only freshly broken eggs, added egg yolks, choice vinegar and spices, and our own "FRESH-PRESS" Salad Oil which we ourselves prepare fresh each day, as it is needed. And in our powerful new kind of double-whipper these ingredients are so completely blended that Real Mayonnaise, with all its home-made richness, is even lighter and creamier in texture than home-made, and has a zestfully light, delicate flavor, free from oily taste.



NEXT DAY

"I BROUGHT YOU THIS JAR OF REAL MAYONNAISE, MRS. BRADLEY. WE FIND IT'S AS RICH AS HOME-MADE, BUT REALLY LIGHTER AND FRESHER TASTING THAN MAYONNAISE CAN BE MADE AT HOME."

"HOW THOUGHTFUL OF YOU, MY DEAR! I'M SO GLAD TO HAVE COOK SEE IT SO THAT SHE CAN BE SURE TO GET US THIS KIND HEREAFTER."

BEST FOODS → HELLMANN'S
Real Mayonnaise



↑ IN THE WEST
 ↓ IN THE EAST

**" PERSONALLY, I LIKE CAMELS BEST —
THEY ARE MUCH MILDER, YOU KNOW! "**

... MISS POLLY PEABODY OF NEW YORK



A few of the many other distinguished women who appreciate Camel's "extras"

- Mrs. Nicholas Biddle, Philadelphia
- Mrs. Gail Borden, Chicago
- Mrs. Powell Cabot, Boston
- Mrs. Thomas M. Carnegie, Jr., Philadelphia
- Mrs. Clement Cleveland III, New York
- Mrs. J. Gardner Coolidge 2ND, Boston
- Mrs. Anthony J. Drexel 3RD, Philadelphia
- Mrs. Alexander Cochrane Forbes, New York
- Mrs. Rufus Paine Spalding III, Pasadena
- Mrs. Oliver De Gray Vanderbilt III, Cincinnati
- Mrs. Kiliaen M. Van Rensselaer, New York

She's a gay young cosmopolite

Young as she is, Polly Peabody has made over thirty ocean crossings. She attended school in France and Switzerland... had debut parties in Boston, New York, Paris...

Leads an active life

Polly likes Virginia hunting... Long Island swimming and aquaplaning. In Manhattan she reads plays for a Broadway producer, works on charity committees. Her favorite cigarette is Camel.

Likes those Camel "extras"

"Camels suit me," she says. "They have everything I look for in a cigarette.

Mildness, coolness, real flavor — and more than their share of each!"

Prefers clothes "on tailored side"

She favors sports ensembles, *tailleurs*... earrings and amusing pins... and the only flower she wears is a camellia. Above, in a cabaña costume of wide-striped sharkskin, Polly looks cool, feels cool, and—as she blithely adds—"is enjoying a cool smoke."

Notes that Camels burn "cool, mild"

"I like the nice, cool way Camels smoke," she says. "They're so wonderfully mild—so gentle to my throat. And even though I smoke quite steadily, Camel cigarettes never tire my taste."

Copyright, 1940, R. J. Reynolds Tobacco Co., Winston-Salem, N.C.


EXTRA MILDNESS

EXTRA COOLNESS

EXTRA FLAVOR

In recent laboratory tests, Camels burned 25% slower than the average of the 15 other of the largest-selling brands tested — slower than any of them. That means, on the average, a smoking *plus* equal to

5 EXTRA SMOKES PER PACK!



THE CIGARETTE OF COSTLIER TOBACCOS

Get the "extras" with slower-burning Camels