

*The* *On Guard...* *15¢*  
**American Home**



**Summer's What You Make It -**


*July 1945*

**Make It Jolly for Your Family, Easy for You!**



*—and it used to be just another sun porch!*

Is there a "lost" room in your home? This transformation of a typical sun porch demonstrates how lost rooms can be "rediscovered." It started with a striking floor of plain black Armstrong's Linoleum with an inset in plain brown and white. Your linoleum merchant will help you plan an equally smart floor—even though his selection of colors and patterns is limited these days. Write for list of furnishings and a free floor plan of the room above.

 I remember the night when we had the idea. Some of Susan's school friends came in for the evening, so Dad and I had to move out on the sun porch.

After the first ten minutes he started fidgeting. Finally he grumbled; "Adding this sun porch to the house was a bum investment. Never have had our money's worth out of it. It's just . . . well, it's just too doggone 'sun-porchy' to be comfortable."

At first I was annoyed, because building on the sun porch had been my idea and I'd spent a lot of time fixing it up. But . . . well, Jim was right. We hadn't used it as much as I thought we would—and what we really needed was a comfortable second living room.

While Dad grumbled I planned. I'd bring out the radio and the phonograph. He's always less grumpy when there's music. And why not the piano, too? Make it a "listening room"—the perfect place to listen to music or the conversation of good friends.

About ten o'clock I sprang it on Jim.

By that time he was really receptive. And one of the best ideas was his. "Put in an Armstrong's Linoleum Floor, Martha, and then you won't have any reason to fuss about my cigar ashes."

I agreed to that in a hurry, not because I really care about Jim's old room I'd have a chance to work out if I had a smart looking Armstrong Floor to start with.

Down at the store, when I told them I wanted something out of the ordinary, they suggested an individually styled effect and helped me design that striking music clef inset. And in picturing what a sweep of plain black linoleum to my whole decorative scheme. A simple combination of neutral black, brown, and beige would be modern, suave, and restful.

Then I took a deep breath and reached into my scrapbook for an idea that I'd been treasuring for ever so long—modern circular lounges. For the added interest of contrasting texture, I

finally decided to cover them with a rich, deep-piled upholstery and match the satiny sheen of the black linoleum with a shiny black ceiling that would reflect the whole room.

Finding those "listening ear" lamps with their smart shades was pure once-in-a-lifetime luck. Of course Jim snorted when he saw the bill, but he had to admit they added "sort of a nice touch."

There's only one trouble. Now Susan and her friends have taken over—and Dad and I are back in the living room!




To help you get more use—and more pleasure—from every room in your house, write for "Ideas for Old Rooms and New" by Hazel Dell Brown. It's filled with color-illustrated suggestions from the personal scrapbook of this famous decorator. Send 10¢ (outside U.S.A., 40¢) to Armstrong Cork Company, Floor Division, 4507 Pine Street, Lancaster, Pa.

**ARMSTRONG'S  
LINOLEUM FLOORS**  
for every room  in the house

MADE BY THE MAKERS OF ARMSTRONG'S QUAKER RUGS, ARMSTRONG'S LINOWALL, AND ARMSTRONG'S ASPHALT TILE

# MRS. ROBERT WEST OF NEW YORK APPLAUDS NEW G-E ELECTRIC SINK



"It's positively the most uncanny thing I ever saw!" exclaims this attractive Air Corps wife after visiting General Electric's All-Electric Kitchen-of-the-future. "Imagine! The new G-E Dishwasher is completely automatic! It washes, rinses, and

dries a dayful of dishes in just a few minutes—and you don't lift a finger! The G-E Disposall (the other half of this new wonder-appliance) disposes of garbage electrically! Of course, after the war, you'll be able to buy the Dishwasher and the Disposall separately. But I want the whole time-saving works—the complete G-E Electric Sink!

"My goodness! wasn't that a chicken bone?" asks Mrs. West in amazement, as a load of food waste disappears down the magic G-E Disposall. Yes, the Disposall takes everything—even bones. Shreds it all up and whirls it all away—almost while you count to twenty!




The G-E Disposall is an electric drain that fits into practically any kitchen sink. Simply scrape food waste off the dishes and on down the Disposall. Lock the cover in place, turn on the cold water, and—whee! Take another look—not a single trace of food waste left!



"This will mean the end of the kitchen garbage can!" exults Mrs. West. "It's the cleanest performance you can imagine—modern and sanitary and wonderful!" This will also mean the end of stormy-weather excursions to the back yard with messy, dripping garbage pails.



"And when I get my new G-E Dishwasher," says Mrs. West, "I'll just wash dishes once a day, because it holds that many dishes at one time! What a break for Bob—no more K.P. when he gets back from the war! And less chance of smashing slippery, soapy dishes, too!



"A place for everything!" Mrs. West explores the safety trays for glasses and dishes, notes the basket for silver. Just stack everything in place, turn the switch—and forget it. In a few minutes, your dishes are automatically washed, rinsed, and dried for you—brighter, cleaner than by hand!



"What's more," adds Mrs. West, "the G-E Dishwasher washes itself!" That's right—no worrying about rough, red dishwasher hands. "An electric sink," murmurs Mrs. West dreamily. "I'm putting one at the top of the West after-victory list!" General Electric Co., Bridgeport, Conn.



**Dishwasher  
and  
Disposall**

*For the complete table-to-shelf dish job!*

**GENERAL ELECTRIC**

**FOR FUN:** Don't miss Art Linkletter, in "The G-E House Party," every afternoon, Monday through Friday, 4 p. m., E.W.T., CBS. Other G-E programs are "The G-E All-Girl Orchestra," Sunday, 10 p. m., E.W.T., NBC. "The World Today," News, Monday through Friday, 6:45 p. m., E.W.T., CBS.

**FOR VICTORY—BUY AND HOLD WAR BONDS**



JUDY:

**But, Mother, I thought a fast cleanser had to be gritty!**

**MOTHER:** Nonsense, child! Gritty cleansers leave scratches that *hold* dirt and slow you up.

Mother's right! *Dirt-catching scratches* dull porcelain and paint—*make them harder to clean*. So why take chances? Safe, gentle Bon Ami not only whisks off dirt and grease—but *polishes* as it cleans! Leaves every surface silky-smooth and shining—with no hiding-place for dirt. And Bon Ami is a good friend to dainty hands. Try it for all your cleaning—you'll make it your friend for life!

**P. S.** Bon Ami Powder is a favorite for sinks, bathtubs, general cleaning; Bon Ami Cake for windows, mirrors, windshields.

# Bon Ami



THE SPEEDY CLEANSER that  
"hasn't scratched yet!"



## CONTRIBUTORS



• • • **ELEANOR DEMPSEY**, a housewife and free lance writer, who contributes to "Summer Is What You Make It," hails from "deep in the heart of Texas"—Harlingen, Tex., to be exact—and has a true Texan's appreciation of the wide outdoors. "Hunting," she writes, "is only one of the diversions which we—my husband, my nine-year-old daughter, and I—enjoy as a family. Fishing in the nearby Gulf of Mexico and visiting Old Mexico are two other pastimes."



• • • **ROGER C. PLAISTED**, a safety engineer and author of this month's article on "Waterproofing America," knows whereof he writes. Although only 37 years old, he has held supervisory positions in the lifesaving and accident-prevention bracket since 1925, and at present is serving as Director of First Aid Water Safety and Accident Prevention within the Los Angeles Red Cross Chapter area. With the war, his Red Cross work has encompassed something new—a special convalescent swimming program for wounded war veterans. A tireless worker these busy days Mr. Plaisted, nevertheless, takes time out for training his most admiring and attentive water safety student—his attractive four-year-old son.



• • • **PAUL JERMAN** ("Open Season on House-hunting") is an architect and native New Yorker who during 1942 and 1943 worked for the U. S. Engineering Dept. in the Middle East. During that time he lived in Eritrea, Palestine, and Egypt. In Palestine (where the above picture was taken) he was Chief Engineer on the Tel Litwinsky Depot project.



• • • **MRS. HUNTLEY CHAPIN**, whose home is the inspiration for Mrs. Darbyshire's article in this issue, is interested in three major qualities of homemaking: family comfort, carefully selected antiques, and tasteful decoration—in that order. She has merged them all in a home which her menfolks—a husband in the South Pacific, a young son at home, and an older son in the Air Corps all refer to as "Major League Comfort."



• • • **D. W. DUMSER**, author of "Garden Making on a Hillside," has been connected with gardening for "almost as long as he can remember." Born in Elgin, Ill., he spent his early youth working in greenhouses, and for 28 years traveled as a salesman for the American Bulb Company.

### BUY MORE WAR BONDS!

#### MRS. JEAN AUSTIN, EDITOR

MARION M. MAYER, Managing Editor      E. L. D. SEYMOUR, Horticultural Editor  
WILLIAM J. HENNESSEY, Architectural and Building Research Editor  
MARY E. MONZE and JAMES M. WILEY, Decorating Editors  
JULIA BLISS JOYNER, Food and Nutrition Editor      VIRGINIA HERROD, Feature Editor  
WILLIAM H. GROVE, Art Editor      RUTH DAVIS, in Charge of Handicrafts  
RUTH W. LEE, Midwestern Correspondent      KAY CAMPBELL, MARTHA B. DARBYSHIRE,  
ROGER STURTEVANT, ETHEL MCCALL HEAD, Western Correspondents

THE AMERICAN HOME, July, 1945, Vol. XXXIV, No. 2. Published monthly by The American Home Magazine Corporation, 444 Madison Ave., New York, N. Y. W. H. Eaton, President-Treasurer, Jean Austin, Vice-President-Secretary, Executive, Editorial and Advertising headquarters, 444 Madison Avenue, New York 22. Subscription Department, 55 Fifth Avenue, N. Y. 3. Copyright, 1945, by The American Home Magazine Corporation. All rights reserved. Title registered in U. S. Patent Office. Subscription price in United States and Canada, \$1.50 a year; two years, \$2.50; three years, \$3.00. Foreign postage, \$1.00 per year extra. Entered as second class matter December 31, 1935, at the postoffice at New York, N. Y., under act of Congress, March 3, 1879.



**"Shhhh ———  
I want that dream back!"**

**"S**UCH a blissful dream as I was having!  
"Seems Dick came home. (Actually, he's in the Pacific.) We were getting married in mother's flower garden. (Which, as usual, is dedicated to victory vegetables.) I was radiant in white satin. (Instead of the nurse's aide outfit I wear most of the time, these days.)

Upstairs, the dream went on, my hope-chest was simply jam-packed with lovely, soft Cannon Percale Sheets!

"That's where the dream *really* ended. Because in real life I've just *yearned* for those Cannon beauties—waiting to buy till I really *need* 'em! That's the trick, my gals, that will help make *all* our dreams come true faster! When they do, here are some thoughts for you":



**Ever sleep on a cloudbank?**

That's what it's like to sleep on fine-woven, dream-soft Cannon Percale Sheets! Yet—you get this up-in-the-clouds luxury at down-to-earth prices!



**Ever find a pot of gold?**

Here's one! You'll save about \$3.25 per bed per year at average pound laundry rates, with Cannon Percaloes—so light-weight! (Easier to handle if you wash 'em at home, too.) Still—Cannon Percaloes are woven with 25% more threads than best-grade muslins!



**Ever run in a marathon?**

The idea is to keep going—not give out! Cannon Percaloes are great for that—real marathoners for wear!



**Ever get kissed by Uncle Sam?**

He *likes* gals who "make do"—and who buy with brains! If you must have sheets, look for the Cannon label—for quality! If you can't find just the size you want in Cannon Percale, ask to see Cannon Muslin Sheets—well-made, long-wearing, a real *value*!

**P. S.:** If your towel situation registers "Urgent"—see wonderful Cannon Towels!




**Cannon Percale Sheets**

Made by the Makers of Cannon Towels and Hosiery CANNON MILLS, INC., NEW YORK 13, N. Y. ★ For Victory, Buy U. S. War Bonds and Stamps

# GLORIOUS ICE CREAM

Make it without extra sugar!



## NO ICE CRYSTALS!

### Chocolate Ice Cream

(Automatic Refrigerator Method)

- 1 square (1 oz.) unsweetened chocolate
- $\frac{2}{3}$  cup Eagle Brand
- $\frac{1}{2}$  cup water
- $\frac{1}{2}$  teaspoon vanilla
- $\frac{1}{2}$  cup chilled light cream or evaporated milk

Set refrigerator control at coldest point. Melt chocolate in top of double boiler. Add Eagle Brand Sweetened Condensed Milk and stir over rapidly boiling water 5 minutes or until thick. Add water and mix well. Chill. Add vanilla and cream or evaporated milk. Mix well. Freeze rapidly in freezing unit of refrigerator until half-frozen. Scrape from freezing tray into chilled bowl. Beat until smooth but not melted. Replace in freezing unit. Before completely frozen, beat again until smooth. Finish freezing. Serves 5.

## EAGLE BRAND supplies the CREAMY SMOOTHNESS

The secret of magic ice cream... smooth as velvet, lusciously true-flavored, is Eagle Brand! It's a blending of pure whole milk and sugar to almost unbelievably creamy smoothness! This superb blend—nothing artificial—does glorious things to ice creams. And to cookies, frostings, candies, too! Try the easy, foolproof recipes in the Book of Magic Recipes.

**FREE!** Send post card to Borden's, 350 Madison Avenue, Dept. AH-75, New York 17, N. Y.

**P. S.** Be sure to insist on the original Sweetened Condensed Milk, EAGLE BRAND. It's made by Borden's, and it's GOT to be good!



HERE'S THE QUICK, EASY, FOOLPROOF RECIPE!

© Borden Co.

# CONTENTS

JULY, 1945 Vol. XXXIV, No. 2

Cover: Photograph by Roger Sturtevant  
See page 22

## Special Monthly Features

Health—Waterproofing America . . . . .  
Roger C. Plaisted 16  
Patterns . . . . . 26, 27, 52  
Recipes . . . . . 56, 58, 60

## Decorating

Summer's What You Make It! . . . . . 11  
Major League Comfort . . . . .  
Martha B. Darbyshire 20  
Kitchen Handies . . . . . 28  
"Seek Till Ye Find" . . . . .  
Ruth W. Lee and Georgia Lapham 42  
Make It Enchantingly Lovely . . . . . 52

## Gardening

Water in Your Garden Will Add Pleasure  
to Summer Living! . . . . .  
E. L. D. Seymour 14  
For Gardeners . . . . .  
Dr. E. Bade and Howard H. Edgerton 39  
Garden Making on a Hillside! . . . . .  
D. W. Dumser 40

## Handicraft

Only Yourself to Blame . . . . . 26  
Make It Enchantingly Lovely! . . . . . 52

## Homes and Maintenance

It Has the "Extra Eyes" a Mother Needs  
Roger Sturtevant 22  
Open Season on Old House Hunting! . . . . .  
Paul Jerman 33  
Do It Now Today . . . . . 37

## Parties, Food, Etc.

Set It Gay! . . . . . 50  
Make It Easy . . . . . Julia Bliss Joyner 54  
Recipes . . . . . 56, 58, 60  
At Sea on the Perch! . . . . .  
Helen Emily Webster 62  
Wash Those Trousseau Lovelies Carefully! 68

## Inspirational

You Can Take a Marine Away from  
Home, But You Can't Take Home Away  
from a Marine! . . . . .  
Staff Sgt. Chester D. Palmer 9  
The Magnificent Challenge . . . . .  
Ethel McCall Head 18

**Important:** Letters requesting information should be accompanied by a stamped, completely addressed envelope. Manuscripts and illustrations will not be returned unless accompanied by the necessary postage. They will be handled with care, but we cannot possibly assume responsibility for their safety.

1. When you hook your finger landing a "beaut," don't risk infection! Treat the hurt properly, and . . .



2. Quickly apply \*BAND-AID, the ready-made adhesive bandage that 8 out of 10 doctors specify when recommending such a bandage! (From 1944 doctors' survey.)



3. In fact, BAND-AID is so trusted more families use it than all other brands put together! Comes sterile in individual envelopes. Costs less than a penny stamp. Keep BAND-AID on hand at all times.

When advising a ready-made adhesive bandage

8 out of 10  
Doctors

recommend

# Band-Aid



Johnson & Johnson  
NEW BRUNSWICK, N. J. CHICAGO, ILL.

\*Band-Aid is the registered Trade-mark of the adhesive bandage made exclusively by Johnson & Johnson.

*"Not a chance, Tippy."*

*Swell ham*

*like this\* is scarce!"*



*\* The ham*

*that's Brown-Sugar-Cured!*



*For 50 years its quality has been rigidly maintained! Remember—it's blue label for easy cooking; red label, ready to eat.*

**It's voted America's favorite. Our fighting forces want ham, too. So please don't blame your dealer if you can't always get Swift's Premium. He's doing**

## *Lucky Day* RECIPES

When all ham is hard to get there's a feeling of triumph when you find the best . . . an urge to celebrate. So . . . satisfy that urge! Serve up your slice or two of Swift's Premium Ham with a full measure of glamour! These recipes, from Martha Logan, Swift's chief Home Economist, are gala to look at, grand to eat and they extend that precious ham.



*1 lb. serves 6.* Gash edge of 1 lb. slice of ham (center slice, or slices from shank or other small slices). Broil or pan-broil until well done and brown on both sides. Cut into 6 servings and place on top of hot potato salad flavored with ham drippings. Pour well-seasoned tomato aspic (use fresh tomatoes) into shallow pan. When firm, cut into shield shapes. Decorate with sieved cottage cheese to which a little milk has been added.



*Thin slices* go a long way served on rice with Strawberry-Rhubarb Sauce. To make enough sauce for 8 slices, combine  $\frac{3}{4}$  c. sugar, 1 tbsp. cornstarch,  $\frac{1}{2}$  c. water. Bring to a boil; add 1 lb. rhubarb, cubed, and 1 pt. berries; simmer about 5 min. stirring occasionally with a fork. Simmer ham slices in sauce until heated (about 5 min.). Serve on rice.



*Leftover "bits"* make a grand ham salad. Combine diced cooked Swift's Premium Ham, macaroni (broken in bits before cooking), sliced stuffed olives, sliced radishes, chopped celery. Season. Toss with French Dressing and serve on greens in a salad bowl.

Your first duty to your country: BUY WAR BONDS!

YOU'LL GO HIGH, WIDE  
AND HANDSOME....



# There's a *Ford* in your future!

It will happen in peacetime—when the tasks that now face America have been accomplished. Then a smart, new Ford will be waiting for you to drive it.

... Trip after trip you'll go in ease and style. It will be so smooth and gentle riding—such a joy to handle.

... Here will be a car that's big and sturdy—plenty of room in front and back. It will be smartly styled. And for all its fleet and eager power, you will find this new car thrifty in the time-honored Ford tradition.

... That's how it will be. And when the "go ahead" is flashed, we'll be ready

to start production plans. Meanwhile, the full Ford resources are engaged in helping to speed the final Victory.

**FORD MOTOR COMPANY**





**Staff Sergeant Chester D. Palmer**  
**Marine Combat Correspondent**

*"You Can Take  
a Marine  
Away from Home*

But You Can't

Take Home Away from a Marine"

**M**AYBE the title is already familiar to you—it's an old saying and a true one. It holds especially true on every battlefield today where, in spite of discouraging circumstances, Americans are attempting to make life as pleasant as possible. Islands in the Pacific bear witness to this strength of home ties and associations. Of course while there's fighting to be done, our Marine has but one thought in mind—he's fighting to win. Call it one track thinking if you will, but it gets results. During the heat of battle on shell-torn Guam, men of the Marine Aircraft Wing lived in holes covered with ponchos, shelter-halves, and pieces of scrap canvas. Some built shanties fashioned from Jap lumber and metal . . . even ripped parts from demolished Jap aircraft helped make these temporary quarters. A wrecked bomber spelled "Home Sweet Home" for five mechanics during one entire month. Once fighting was over, our Marine became a little more choosy. Ships arrived with tents, lumber, and cots to make a more orderly camp possible. Most of the odds and ends which formerly had been drafted into domestic use were discarded, although some of the blue-green Jap plane seats and a few comfortable wicker chairs were kept. As everyone knows a tent can be just a tent, just so many yards of drab canvas fashioned into a prosaic, uninteresting shape. Not the most picturesque home in the world—that is, until some enterprising Marine starts kicking his imagination around! Then



Home was never like this — well not exactly, but give a Marine his comfortable wicker chair, pipe, magazine and shade, and he'll feel that this Guam substitute is not so bad




On recaptured Guam, Marines found many colorful wild flowers—hibiscus, cannas, and lilies among them—and lost no time planting them around drab military areas in white coral-rimmed beds



Flaming gold cannas plus woven bamboo at the entrance makes this the most beautiful house in Guam according to its owners



Marine flight plane mechanics built ingenious house of ponchos, palm logs and scrap canvas—the last word in functional design



anything can happen. You can bet your last dollar that the results will have a nostalgic quality about them—something of the old homestead slightly modified by South Seas' trimmings. It's amazing what a Marine can do with a plain pyramidal tent, six small poles, and thirty-two ordinary tent stakes.

There's bamboo aplenty on most of these islands. You'll find it used to advantage and with imagination by your intrepid leatherneck. Split into even length poles and laid close together in fence fashion, many a substantial and decorative outside wall has been built. The conventional tent canvas is often used just as roof protection against sudden, treacherous tropical downpours. To this add a gabled entrance porch of more poles with canvas top and you have a home to satisfy the heart of any good fighting Marine.

Often the poles have been used to fence in a campsite. They stand picturesquely silhouetted against intense blue skies and swaying palms, reminiscent of many a farm fence back home. Residents of Guam don't go in for grass skirts, but Marines have carried them there as souvenirs from other islands. They've draped these on the entrance porches to add more decoration to their quarters. Double canvas for the roof has been used as insulation against the intense heat. Jobs everywhere show the handiwork of expert carpenters. Built-ins are completely functional whether they be desks, bunks or rifle racks. Woven bamboo has been taken for what it is worth, a strong, decorative material that has been used frequently and with imagination. If good designing means taking materials on hand and using them logically, then our average Marine can rightfully take his place among the country's best postwar planners.



Teen-agers, too young for high school canteen, find jive house perfect for "rug cutting" and acting their own age; parents heartily approve of jive headquarters



On dance night, youngsters supervise own entertainment, decide on music, invite guests, and put on floor shows. They keep garage "cleanest in town"




When cars are backed out, garage converts to jive-session cabaret. Dates are escorted to the dance via bicycle. Lee II, Lee D.




# Summer's What You Make It!

BEING A SYMPOSIUM OF INGENUOUS IDEAS FOR WAYS AND MEANS OF PROVIDING COMFORT  
AND INTEREST TO ALL OF US WHO THIS YEAR WILL HAVE AS OUR VACATION ADDRESS "AT HOME"




MRS. BOB KNIGHT TURNS GARAGE INTO JIVE HOUSE, AN EXCLUSIVE AND POPULAR HANG OUT FOR TEXAS BOBBY SOCKERS

Card tables and painted apple-box chairs are hung against wall when garage is needed for car. Pin-up girls, record player, and built-in shelves complete party equipment. Teen agers act as hosts




**S**UMMER can be the fun-time of the year, a season of peaceful relaxation, or merely a long hot three months. Whatever it is, you and your ideas are responsible—for summer is what you make it! Many of our readers have already met that challenge with ingenious ideas and effort. As pictures throughout this article show, they have put thought and work into using the season to its fullest advantage. Some have followed through on large scale plans; others have just added a special picnic table, a new type charcoal grill, etc. But one and all, they have gone forward to give extra pleasure and convenience to their summer. What they have done, you can do. Copy or adapt their ideas, then do some high-powered thinking and add some of your own. Make this summer a season you can remember with pride and nostalgia all winter long!

**ELEANOR DEMPSEY** tells how Mrs. Bob Knight of Harlingen, Tex., gave summer a special build-up for the junior high crowd of that town by converting her garage into a double-duty unit—garage jive house. Here Mrs. Knight's son, Bobby, and his young friends can be rug cutting teen agers in peace—for everybody. Under her direction, the boys collected card tables too rickety for ordinary use, made chairs from apple boxes, borrowed a record player, put up a wagon wheel for a chandelier, and made special hooks






"LAZY JOE" STOVE-TABLE COMBINATION. SELF SERVICE DIRECT TO PLATE FROM CHARCOAL BOWL



Philip Fein

Bright ideas for adding to summer pleasures—a yardless house redolent with growing flowers inside and out, a year-round summer house, three clever table turn-outs, and a back yard camouflage (complete with swinging gate) that will make you proud of your garbage can space!



Frank Willming



for each table and chairs so that after parties they can be hung on the walls and the family's two cars driven in. On party nights, the cars are backed out, the furniture taken down—and lo, the garage becomes a jive-party cabaret.

A house covered with flowers was **MRS. MARY WARING'S** contribution to summertime enjoyment. She started seed plants in the basement of her temporary home in a Chicago Defense Workers' Project, and in time not only covered the house inside and out with surprise "gardens," in all possible places, but grew tomatoes, chives, and mint in the outside "vegetable garden," a tiny bit of land between sidewalk and exterior of the house. In the **S. A. ALLEN** home in California, there's a new combination table-stove in use this summer. Sitting on a white-washed keg, you broil wieners over a charcoal bowl (iron basin sunk in center of a redwood table), serve your plate, and eat—all without getting up! A delightful indoor spot for picnics and other summer festivities is Mrs. W. Keith Kellogg's summer house attached to the main house by a long portico. **MRS. CLIFFORD SLOAN'S** private project is a garbage can-space camouflage. With a white picket fence enclosure she turned that unloved but necessary space into a backyard asset. (Note to the alert: Same idea can be used for any unsightly spot in your yard.) By merely removing the working apparatus from



A barbecue unit of gray field stone cut into steep garden bank was Frazer M. Cole's idea. Cupboards for storing coal and wood—with top usable as chef's table—are painted gray; chimney is made of yellow plaster




a grindstone bench, **MRS. JOHN W. TIDGWELL** made a delightful little serving table for her front porch. Across two saw horses, **JOE ETTA CLARKE** placed a length of wood, and presto—had a picnic table that can be made any length by adding units. Another of her projects is a child's slide made from hardwood and secured to an ordinary household ladder. Perfect for the summer cabin where electricity is not available is **MARY COOPER BACK'S** idea for a movable floor-lamp made of peeled dead lodgepole pine. Splay legs prevent the oil lamp on the crossbar from tipping over. Using our June 1940 suggestion that an inverted garbage can cover makes an ideal bird bath, **MRS. JOHN L. TRAVIS** clipped a holly bush in a spherical shape, sank a cover in the top,

and now watches "birds splash in the top of a shrub." **MR. C. E. LINQUIST** built for his dog a deluxe house with removable glass windows and a sunporch, and **LUCINA WAKEFIELD** gave the small fry a break when she found that brown cloth or an old sheet dyed some dark color, stretched over a bridge table makes an ideal camping-out tent for the summer.

Sketches by Clare McCanna



# Water



The Allan Houstons' pool in Illinois (see *American Home* for June) is like a jewel in a neat setting of plants. Lovely to look at, it was made largely for the use of bird visitors, so it contains no waterlilies and is quite shallow, with gently sloping sides.

*Nowell Ward*

**W**ATER may not be as vital to the gardener's welfare as to that of his plants, but it can add tremendously to the beauty and enjoyment of his garden. Returning from a tour of Los Angeles gardens, Ethel McCall Head says: "I am convinced that, for sheer loveliness, there is nothing to compare with water in your garden! Open water, that reflects the sky and the green of growing things, that shimmers in the mid-day heat and lies still and mysterious in the moonlight, that creates in any garden the illusion of coolness, but is especially welcome in regions of hot, dry air and brilliant sunshine.

"Starting with pools," she continues, "the more formal French and Italian types are usually found, of course, in large gardens where there is ample room for them—and for a suitable setting. That is essential and it should include both an approach that permits the charm of the scene to grow on one, and also a background. A variation is the pool in which we get an effect of form without strict formality; in which the edging is

of irregular rocks, or of brick or tiles. Then there is the pool, especially appropriate in a small place, which effects a sort of transition between house and garden. Located, perhaps, just outside the living room window or at the terrace edge, it becomes a feature of the garden to be viewed and enjoyed from both without and within.

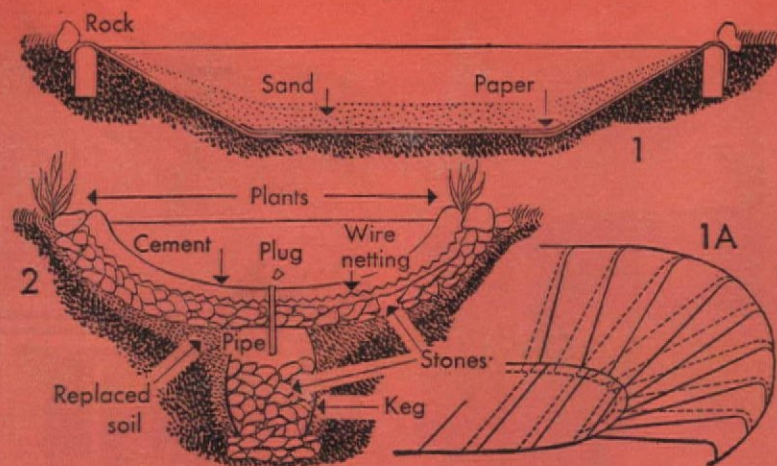
"Of course no garden should offer lovely, quiet retreats beside still or open water without providing also comfortable means of enjoying leisure moments there. Not everyone wants or is prepared to stretch out on the turf or crouch on some less yielding margin, and, personally, I would ban from gardens all stone benches and rustic seats that put a permanent wave in one's anatomy. The point is to have in the garden water that can be enjoyed by all, at all times. If there are children in the family group, a swimming pool is a great asset; but where space or budget limitations rule that out, there can still be a wading pool, as inexpensive as need be. This, besides serving to give the youngsters many happy hours, can also pro-

vide a note of beauty. There are, naturally, times when such a pool and its evidences of a good time—mud pies and toys, a miniature dam, wet shoes and socks, and so on—cannot possibly be called decorative. But, restored to order, it can take on unexpected charm in the cool of the evening when it becomes the venue of a barbecue party. (Incidentally, when such an affair is planned, a plate of fresh cookies does wonders in stimulating a real clean-up job after a day of fun.)

"Among the many types of really informal pools are those associated with rock gardens, little wooded ravines, or streams that may wander across a corner of the property. Perhaps you are even lucky enough to possess the makings of a little waterfall. Maximum success in all such cases is achieved by keeping both pool and surroundings simple, natural, and free from all tricky effects and cheap, garish properties, such as colored figures of dwarfs, cranes, and frogs.

Another source of water effects is the fountain with an appropriate bowl or pool, of which

*Dr. E. Bade*



Two simple suggestions for pool-makers: 1) Dig shallow, smooth hole; line with tar paper; carry strips over rim and (1A) lap and cement all joints generously. 2) Follow sketch and text notes



Contributors: Nelly A. Porter  
Ethel McCall Head Dr. E. Bade

# in Your Garden

## Will Add Pleasure to *Summer Living!*

the styles are legion and varied enough to fit all tastes and environments. Bird baths and wells (either real or simulated) also have their appeal, and flower-sinks (which can be developed as a kind of fountain) combine practical advantages with the element of beauty. Located in convenient relation to both house and garden, they provide a place to arrange cut flowers with none of the usual splashy mess indoors; and, during leisure time, they may be used to contribute a happy obligato for tea-table talk, or an odd hour with a book. Keep in mind the fact that, lovely as water is to look at, its full effect is not enjoyed until it can be heard—whether as the gentle murmur of a brook over pebbles, the soft tinkle of a fountain, the brisk splashing of birds at their bath, or the musical note of water falling from a height over rocks, or into a deep pool.”

Only a few, probably, can attain to a real waterfall like that illustrated below, but it indicates the possibilities of a combination of skill, means, and good taste. Here, the hill directly behind the house was cleared of scrub trees, cut into some 75 feet with a steam shovel, built up with huge, imported boulders, and expertly replanted with trees, shrubs, and ground-cover suited to the place and the purpose. The total fall of 30 feet is broken half way by a rock ledge. From one pool, the water flows into a second and thence is pumped back to the top.

At the other end of the scale are very small, inexpensive pools as suggested at the bottom of page 14. Dr. E. Bade gives these directions for making one of paper: Dig a shallow hole of any desired size and shape, sloping the sides gently, smoothing them with a spade, and edging them with a low parapet of concrete or brick. Line the hole with felt-base tar paper, letting the ends fold over the rim and lapping the sheets generously and cementing them well. Paint the paper

surface with tar, then apply a second coat of paper in the same way. When tar and cement are dry, spread a foot or so of sand over the bottom; fill pool, let stand a few days, drain, and repeat a few times. When the water stays clear, plant lilies or other aquatics (preferably in boxes of rich soil) and set bog plants around the margin.


The second suggestion, from Nelly A. Porter, requires merely some rocks and sand, a bag of cement, an old vinegar barrel or keg, “and elbow grease.” In the center of the chosen site dig a hole deep enough to take the keg and half the length of a piece of 1” pipe thrust through a hole in the bottom. Spread rocks on the floor of the

hole, stand the keg on them upside down, and fill dirt in around it. Lay more rocks on top to form a saucer-shaped depression, cover them with chicken wire reinforcement and then with cement soft enough to work in among the rocks and around the end of the pipe, but stiff enough to form a rim that will keep the soil from washing in. When the cement has set, stopper the pipe and fill the pool. The purpose of the keg is to let the water run off freely when the pool is drained but prevent the soil from caving in. If you fill the keg with stones and tip it over quickly, they will remain in place as a “dry well” long after the wooden staves of the barrel have rotted away.

F. M. Demarest



Design and construction by Alfred Kottmiller




The beauty of living water dramatized at Mr. George B. Cassidy's home on Long Island, N. Y. by a waterfall, man-made as the small view shows

# WATERPROOFING

## America

**M**ORE than ever before in the history of sports, swimming has become a **MUST** in our lives. No longer do we look at the municipal pool as a place of amusement but rather as a place where we can go to learn skills which will not only enable us to take part in healthful fun—but which can well mean the difference between life and death later on. Learning to swim is neither difficult nor is it limited to any one age group. Actually, swimming is like walking—a means of getting from one place to another. The ease of learning to swim can best be demonstrated by the recently developed Red Cross Functional Swimming and Life Saving Course. Through this course, millions of men and women in our Armed Forces have learned fundamental swimming skills in a week to ten days. If every man, woman and child would also acquire the skill to control himself under average conditions in water then the American Red Cross would reach their objective of **WATERPROOFING AMERICA!**



To release two drowning people, pull one up by the chin, push the other away and down with your foot

Posed especially for *THE AMERICAN HOME* by Vanguard starlets CINDY GARNER and DEBORAH ALDEN, Ex-Olympic champion and holder of World's Rough Water Swim record for five miles—HERB BARTHELS, and ROGER C. PLAISTED, American Red Cross


**Roger C. Plaisted,**  
Director First Aid, and Water Safety  
Los Angeles Chapter Red Cross




To release front head hold push drowning person's chin sideways, lift her arm over your head, duck to break her grip



The hair carry is effected by grabbing person's hair, and pulling him through water with the breast stroke




In the tired swimmer carry, the "tired" person rests on her back, places her hands on rescuer's shoulders for support and is pushed through the water by means of the breast stroke



The two man carry in the rescue of a drowning man may be easily accomplished by turning him on his back and by each rescuer hooking an arm under his arm pits, then pulling him to quick safety






The most elementary and fool-proof form of shore rescue for a non-swimmer to follow is to throw something (clothing or rope) to the drowning person that he can grab hold of, then tow him to safety



To revive a victim use prone pressure method. Sit astride victim, put hands on small of her back, rock forward and backward with an easy, rhythmic motion. Never use too much pressure any time




To accomplish a rescue by the cross chest carry, place your arm around the drowning person's chest, your hand under his arm, hug him closely, and tow him toward the shore—keeping him on his back



To release a rear strangle hold duck under drowning person's arm, come up behind him, use his arm as a lever to control his action. Technically speaking, this action permits a rear head hold release



Catching air in a pillow case makes a lifesaver. Swing case over your head and bring it straight down into water. It gives support for a long time, air can be replenished by repeating process



Two ways to hold lifesaving jackets. Deborah Alden holds hers by folding her arms tightly across her chest—Cindy Garner by pressing her elbows tightly against her sides, to keep jacket from rising up



**P**EACE! Does it mean only that the golden postwar age of new houses and helicopters, gasoline, and gadgets will have arrived? Does it mean only the end of rationing and the beginning of a new era similar to the "mad 20's" which followed the last war? Or could it possibly mean we have emerged from a chastening and sobering experience ready to accept the responsibilities of a peace won from such heartbreak and devastation as the world has never before seen?

Never before have women had put upon them such serious tasks as will confront them in the next two decades. Today, there are approximately 42,000,000 adult women in the United States and every one of the 42 million has a personal responsibility toward making the peace one that will not endure for a mere 25 years but *forever*. I am not sure whether we will be up to it, though I would like to believe we are. Every woman, be she 21 or 80, the mother busy with home and children or the worker in office or factory, can contribute, each in her own measure, to the kind of world where war is no longer possible. It's a magnificent challenge!

When peace came in 1918, it was still pretty much of a man's world. It is just 26 years ago that women were able to participate in the so-called democracy in which they lived by casting a vote for the *men* who were to represent them in a government "of the people, by the people, and for the people." Until then, apparently, women were not considered


"people." It was difficult for women to enter professions freely, or to share equally in the economic advantages men enjoyed. Today, there are 42 million women who can vote, who can be doctors or lawyers, ministers or chemists, welders or policemen, members of the House of Representatives or governors, army or navy officers, or farmers or factory executives. During World War II, women have entered into almost every occupation from railroad hands to ferry pilots, formerly considered the province of men. They have done a good job, but the very fact that women have demanded not only the vote but equal pay in every kind of job open to men puts upon them a new responsibility—the same identical responsibilities they expect men to shoulder. For privileges are not masculine and feminine gender—neither are responsibilities solely masculine.

First, we must be *active* in politics. Just being well-informed is not enough. In all truth, most of us are not even interested in politics, national or local. But we can no longer "leave it to the men." When we realize what power politics did to create war, we must face the music in the future and force ourselves to understand the machination of both national and ward politicians. In this connection, we may be aided by joining the League of Women Voters who in all states do an excellent job of keeping track of what is going on in their own localities and at Washington and in evaluating the respective merits of candi-

Ethel McCall Head

# The Magnificent

Ewing Galloway



**POLITICAL RALLY**  
*tonight*

**Men attend political meetings, not because they enjoy them, but because of a sense of duty—and so should you**

dates for office or bills before the legislative. With active participation in the League, think what 42 million women could do to make it a great power for better government.

At a recent PTA meeting attended by 300 mothers, a social worker, speaking on child labor legislation, asked the assembled women how many knew what had happened to the child labor laws in their own state. Five hands went up. Only five women out of 300 knew anything about a subject which should be close to the hearts of all women. When the worker explained that under the guise of "temporary due-to-the-war measures" most of the gains of 25 years of hard work on the part of civic groups in behalf of children had been set aside by the state legislature, the women were shocked! Too late! In concluding, the young worker said with some vehemence—"It'll take a long fight to get those statutes back to the point where they were before the war and it will be *your* job!"

Yes, it will be *our* job and are we going to accept it and be ready to fight for permanent peace in every form? In PTA groups, women's clubs and civic organizations we are going to have to worry less about the hot lunch for little Junior or the War Memorial in the park, and concentrate our sights on the big and important issues. We will have to train ourselves to accept the obligation of being voters, 42 million strong. Some of us, past the age where we are needed steadily at home, will have

to get into city, state, and national politics and learn how to fight on the peace front for good government and to "insure domestic tranquility" in our own country.

Secondly, we will have to extend our horizons. This war has, at least, taught us that oceans and continents no longer isolate us and make us safe from predatory nations. Therefore, we will have to know what is going on in other countries if we are to have world peace. When trouble is brewing in another nation, its infection may well spread to ours. We may want to see democratic governments flourish in foreign lands, but first we shall have to learn to wipe out the sore spots in our own nation before we hold it up as a pattern for the world. As mothers we will have to be a great deal more rigorous in practicing democracy and training our children democratically in the home than we have been in the past. A school teacher of much mature wisdom recently said to me—"Children have no complexes against minority groups, the Mexican, the Jewish, the Negro children, unless they are prejudiced by their parents. Any problems we have usually spring from the home influence." What right have we to preach democracy while we can be so rightly condemned by such words? We, as mothers, are certainly not laying the foundations of a lasting peace for ourselves and our families so long as these accusations can be leveled against us. It takes as much training to make a soldier of the peace as it does to make one

**Privileges are not masculine  
and feminine gender-  
responsibilities solely masculine!**

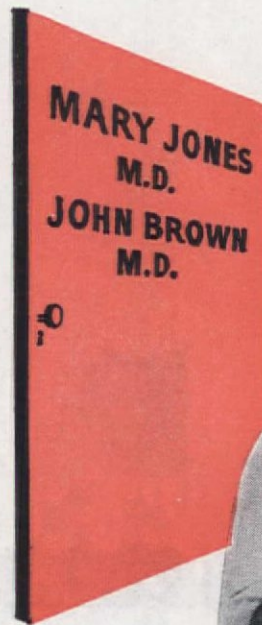
for war. Perhaps more, for a boy can be trained to use a gun more quickly than he can learn kindness to his fellow men, a deep sense of justice and racial and religious tolerance. But these are not only the touchstones of democracy—they are, as well, those qualities that make enduring peace.

Recently, I was talking with a mother who having lost one son two years ago in the South Pacific, had just learned that her second son had been killed at Leyte. "I'm going to spend the rest of my life doing whatever I can to further lasting peace," she said. "I am not willing that any mother 25, 50, or even hundreds of years from now should give up her sons as I have done. My boys died for a dream of peace. The least I can do

as a tribute to them—and all the boys like them—is to live toward making that dream a reality forever."

We can take our inspiration from this woman's simple words or from the echoes in our own hearts. When peace comes, our march is forward. All 42 million of us women have a real job to do—harder and bigger than any job we did during the war. How shall we achieve it? By constant vigilance, by tiresome meetings, by intelligent participation and understanding in politics and civil and international affairs, by clear thinking and by democratic training of our children in the home. There is no easy way—it is a job that will last as long as we live. But the goal to be achieved makes it a magnificent challenge.

**Professionally equal, they have  
equal obligations to society**



Keystone View Co.

# Challenge

Ewing Galloway



**Only 5 out of 300 women  
in a PTA meeting knew  
how war had affected child employment laws**

**Children are never born with complexes  
against minority groups—Such prejudices  
"spring from their home-life influences"**



# Major League Comfort

THE CHAPIN HOUSE, PLANNED FOR THE BUSINESS OF PLEASANT LIVING  
AND VIBRANT AS THE PERSONALITIES OF THE OCCUPANTS

## Martha B. Darbyshire

SOME houses always remain just houses—a place where owners hang their hats, eat, and sleep. Other houses are homes. The people who live in them like them. And, now and then, there's a house that's alive with living. It's as vibrant as the man, the woman, and the boys who live in it—the name, in this case, is Chapin.

The character of the Chapin house may be judged from the pictures on these pages. The Chapins bought the house and then they wore it into the pattern of their lives.

To go back a time, Mr. and Mrs. Chapin had admired the house for a year but agreed it was definitely not for them. The reason being it was on a four and a half acre estate. That settled it. They called it "our house that someone else owns!"

By an odd quirk, though, it was for them. About the time Mr. and Mrs. Chapin were seriously interested in buying a home the owner of the estate realized the site justified a more pretentious house. Since he was considering selling the property, he decided to move the house to another lot which he owned and then sell the land as a fine building site.

That's when the Chapins bought the house. It was an exceptionally well-built house which required, except for the usual fresh paint and new wallpaper, only the removal of a few too many French doors between the living room and adjoining rooms. The house is furnished with beautiful pine and maple antiques against a color scheme that has a characteristic and individual Chapin flair.

Pine and maple furniture are good for this red-blooded American family. It is sturdy and takes gracefully to concentrated family use. While Mrs. Chapin was planning the decoration of the house with her decorator, she gave her best effort to it and her best was with benefit of a broad knowledge of antiques and impeccable taste.


To her, though, the house and decoration were secondary to the living that goes on in it. Life as they live it was the pattern she followed. She never lost sight of the family and its needs, not for a minute. They wanted comfort in every room and every room planned for themselves.





Mrs. Chapin and decorator George Hall chose wine red and green for living room scheme. Pine cupboard and hutch cabinet are antiques

Dining room, below left, has pine table, toile paper, beige rug. Son's room has a charming old maple bed and green trellised wallpaper



Photographs by Maynard L. Parker


It was agreed that pine and maple antiques combined with deep, comfortable upholstered pieces were to be used in the house. Either of these woods shows less wear and tear than darker woods, all of which means less concern about mars, easier housekeeping and, therefore, more free time. Too, there is something contributory to hospitality about the genuinely wholesome appearance of an old pine or maple piece like the cobbler's bench in the living room or the glazed cupboard in the corner. The living room fireside chair is upholstered in quilted wine red. The

quilted sofa cover, repeated on the window-seat pad, is green, and the wing chair upholstery is of quilted calico-print chintz in brown, beige, red and green. Wine red and green again in the wallpaper repeat the dominant colors.


The rugs are beige—not too light. If they were of smooth texture they would show soil sooner, but being of rough surface they are more practical than a rug which might show footprints. The woodwork throughout the house is white.


Imagine today what it would mean to Mr. Chapin in the South Pacific or the older son pilot-


ing a plane in another distant part of the world to see again their home on these pages. With what reminiscent relish would they scrutinize each picture of the house which they have always referred to as "Major League Comfort"! Indeed, few can resist the congenial spell, punctuated by slackened tension, of the Chapin household which everyone vows is a family conspiracy to insure a long life and a full one. The entire Chapin family live every moment of their lives vitally. Home is the Chapin's antidote. As Huntley, Jr., expressed it, "When we are home, we think best on one elbow!"



*Children's play area visible from oversized windows*



 *Large doors simplify supervision from kitchen*




*Mother built protective fence in nursery door*



# House with the "Extra Eyes"



## a Mother Needs



Photographs by author

### THE BERKELEY, CALIFORNIA HOME OF LIEUTENANT AND MRS. G. A. McCORMACK

*Roger Sturtevant*

**T**IME was when boats played a major part in the future plans of the young G. A. McCormacks. A boat would be their home—there'd be a galley instead of a kitchen, compact bunks instead of beds and a sailor's carefree life on the bounding main! Then complications set in—complications in the form of one small son and another child on the way. After much argument pro and con, shelter on dry land seemed the more logical place to raise a family. A seagoing life would just have to wait. The "right" piece of property was soon acquired and plans zoomed ahead for their new home. Out came Mrs. McCormack's scrapbook of clippings, and ideas started popping in all directions. First of all, she wanted a house that would be easy to maintain. Any mother with a young brood will sympathize here. Again, it shouldn't be too pretentious but in keeping with their few, but carefully selected possessions. A wide sweep of windows overlooking the children's play area would allow mother to keep one eye on their actions and the other on her routine household tasks. The children's room would be a combination bedroom-playroom opening onto the back garden and situated for direct access from the garden to the bathroom—a good idea to keep newly house-

broken children from constantly trooping through the house. For Mr. McCormack, an artist by profession, there had to be north light in the living room. One corner was to be for his easel and drawing desk. It was amazing how quickly the various parts of this domestic jigsaw puzzle fitted into a compact whole. Soon nothing was lacking but the services of a competent architect and the necessary financing to start the ball rolling.

A little setback occurred when the powers who control the realm of home financing decided that the design itself was too extreme. This was a bitter pill to swallow, though the period of depression was not too long lived—Architect F. J. McCarthy saw to that. His skill in providing maximum space with style on a minimum budget was just what the McCormacks needed. His keenness in keeping track of local conditions in a rapidly changing materials market insured completion of the job. The exterior design of the house, under his guidance, was a vast improvement over the original sketches. They were completely acceptable to financing agents. Originally the mischief-preventing panorama of the children at play was to have been seen through double hung sash. Mr. McCarthy's window walls of glass set in the studding

Primarily designed for easy supervision of children, large windows give a sense of

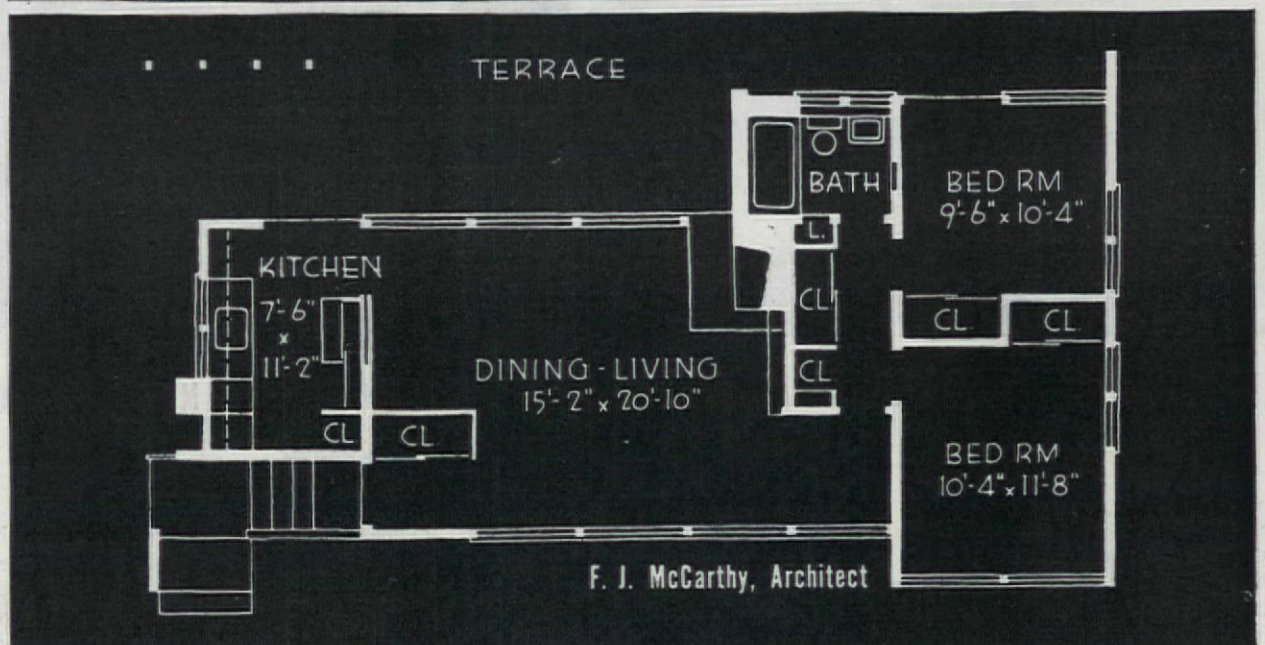

spaciousness to living room

far beyond its actual size

not only provided clearer vision but emphasized the horizontal lines of the living room wing. Two casement openings in the front living room window wall and the door to the garden provide the necessary cross ventilation. The only compromise in design was the abandonment of the architect's desire for floor-to-ceiling sash overlooking the garden in favor of wainscot high sash. Breakage danger to the children was the reason for this. A built-in coat cabinet by the entrance door screens the dining area and gives partial privacy to most of the living room. A final touch toward giving unity to the house, terrace, and garden was the extension of the corner fireplace as a brick veneer wall. While the house was in the process of erection, all sorts of things began popping. Electrical materials were purchased one day before drastic priorities came into being. Then the new baby arrived—another boy. Shortly after, Mr. McCormack became Lieutenant McCormack of the U. S. Navy and was off to the seven seas. Then Mr. McCarthy, the architect, disappeared into the wilds of the Amazon on a government mission.

Mr. McCormack was in residence long enough to enjoy the new house and share his wife's amusement over the politely shocked attitude with which guests greeted the interior color scheme. Vivid blue had been used on the living room walls and ceiling as the most satisfying background for their collection of pictures and prints. The bright green walls of the master bedroom were chosen just for fun. At a very small cost and with no tedious hemming, a brilliant effect was achieved by framing the windows in red plaid yard goods and covering the bedside lamps and footstool with the same material. A white chenille bedspread, which echoes the white ceiling, covers two cot spring mattresses. These will be used for the boy's double-decker bunks when they outgrow their cribs. The McCormacks never want more than a minimum of furniture and that minimum is pretty definitely set as a postwar project. In the meantime Mrs. McCormack busies herself with gay and amusing additions of her own handiwork. Her most brilliant achievement to date is the construction of a reading table made out of a broken-down nursery table, an extra piece of board, and a can of red paint. This bright piece of carpentry is crowned with a lamp made from an old rolling pin and a can reluctantly retrieved from her contribution to the scrap tin drive.



Naturally, with the master of the house leaving the scene so suddenly, many odd jobs were left uncompleted. A small child and his pals trailing dirt from an unfinished terrace makes housework just too much of a chore.



As soon as she was able, Mrs. McCormack laid a new brick terrace all by herself. She even tackled the job of grading. The terrace is lower than originally planned but it is neat and usable. By this time the baby had started crawling. To fence him in mother displayed her prowess with hammer and saw by constructing a redwood barricade at the playroom door, in key with the natural redwood siding of the house. In addition to all this a Victory garden was started, maintained, and harvested. The mistress of this household is sharply self-critical. She's not completely satisfied with the

house but blames herself for its shortcomings. Already she sees a future need for a large workroom for family hobbies. A new bedroom and bath will be necessary, too. She blames her lack of foresight on her preoccupation with that future life on the boat. She's glad now that war motherhood found her under a roof on dry land. Yet had a boat been the object of the McCormacks' leap into ownership, Mrs. McCormack would have taken it in her stride. She'd keep decks varnished, brass polished, and sails fresh against the time when a lieutenant came home to captain his own ship.





**WHITE, VIVID GREENS, AND RED PLAID OF MASTER BEDROOM ADD SPARKLE TO UNORTHODOX ROOM ARRANGEMENT**

# Only



Renew a worn kitchen linoleum floor with Pennsylvania Dutch designs. Pattern contains tracings of single motifs in two convenient sizes suitable for use on floor, cupboards and window valances; also color chart and painting directions

**American Home Pattern A-746. 20¢**



Vegetable motifs for kitchen decoration. Pattern includes tracings of 2 vegetable combinations and of single bunches of radishes, beets, carrots, and onions, also color chart and painting directions

**American Home Pattern A-747. 20¢**



Vegetable motifs—Louis James

Pennsylvania Dutch designs—Stevens and Amelia Masey



Menu maker box to file your American Home recipes! Pattern includes construction details for making box of wood or cardboard, tracing for painted designs, color chart, and directions for painting

**American Home Pattern A-745. 15¢**



# Yourselves to Blame

for a dreary kitchen. The cure? A bucket of paint  
and some American Home patterns



The kitchen cupboard is a natural for our colorful vegetable painting motif, which we found also ideally adaptable to the window valance and the spice shelf. To complement the pattern we used a decorative Trimz wallpaper border, easily applied, and most effective for tying the composition together



**L**ook about your workroom, Madam—for after all, if you do your own cooking, as who doesn't these days, that kitchen of yours *is* your workroom, the room where you spend many hours per week in the planning and preparation of meals for your family. It can be a place of inspiration and happiness in your life, or it can be just drab and colorless. And chances are that, being absorbed by many interests, you may have let it go to pot, if you'll pardon the pun. A shining white kitchen is a fine thing, and it should be kept clean and shining, but its sterile whiteness is not a tremendous morale booster just by itself. The food that comes out of it may be good, nutritious and beautiful, but our premise is that you can have a whale of a lot more genuine pleasure preparing it if your kitchen is gay and colorful.

To give you a gentle nudge in this direction, our pattern department got busy and turned some colorful designs into as enchanting a group of painting patterns as you'll find anywhere. We offer them for your perusal and action (we hope!) and modestly mention a few good uses to which they might well be adapted.

**Vegetable Patch:** The specialties of the house are the lush bunches of garden-fresh vegetables which you see in the center of the group opposite, arranged like trophies at the country fair! What finer background for their glowing colors than the plain whiteness of the cupboard doors or the tilting front of the vegetable bin? Fine, too, they would be as a painted, permanent centerpiece to garnish that breakfast table or traced on the wall in that blank space over the kitchen stove. Let gay crisp curtains pick up their colors and even the motif—dish towels or ruffled curtains applied with the design will add dash to a kitchen.

To make it easier for you there are also separate tracings of the different vegetables in the group—pungent onions, glistening beets, scarlet radishes, bunches of carrots—which you can scatter at will with a lavish hand wherever you think they are needed. Good grouped on window valance, spice shelf, or chair back.

**Pennsylvania Dutch:** Fetching Pennsylvania Dutch designs are available to decorate the cupboards if you don't relish too much a strictly vegetarian diet. You see them at the top of the left-hand page: Conventionalized tulips, daisies and other designs. These will do the trick on cupboards, valances, and can be used in border designs. If the linoleum in your kitchen is worn, you can give it several coats of good colorful deck paint, then when that's dry, paint your own design to suit your fancy. Combine several of the Pennsylvania Dutch designs with wavy, free-hand lines and decorate your floor as we have shown in sketch at upper left. A couple of coats of spar varnish will give you protection enough. Follow it with wax. Too, if you like, you can use fewer of the designs and follow the same procedure on a smaller scale to cover up a single worn spot such as often occurs in front of the sink or kitchen stove or perhaps in a passageway.

**Menu-Maker Recipe File:** A handy place for your AMERICAN HOME recipes is the menu-box sketched. Our pattern gives you complete instructions and details for constructing one yourself, whether you use wood or cardboard. Here is a ripe field for more small-scale decorations and our painting pattern shows you how to apply the eagle, pepper grinders, bread baskets, spoons and scoops—all authentic designs. The size and shape of the box are especially designed to accommodate AMERICAN HOME recipes.

With these fresh, colorful motifs there's no reason for your kitchen not to bloom. You've only yourselves to blame.

**NEW canvas paint  
beautifies and  
prolongs life of**



**AWNINGS**



**PORCH  
FURNITURE**



**AUTO TOP**



**TENT**



**BEACH  
UMBRELLAS**

**Single application does  
this double job**

Your precious canvas things are worth their weight in gold today. And now, thanks to Setfast Canvas Paint, you can easily and quickly beautify and prolong their life.

With a single application of Setfast, your awnings, porch furniture, auto top, tent or beach umbrellas look like new in their fresh appearance and colorful brightness, *without stiffening the canvas.*

Furthermore, Setfast repels water and shields out destructive rays of the sun. Most important, this special canvas paint helps prevent rotting of canvas. Thus, Setfast not only beautifies but prolongs the life of your canvas things.

Your department store, hardware and paint store have Setfast in 10 beautiful sun-resistant colors—also black, white and clear.

**THERE'S NEW  
BEAUTY FOR CANVAS  
IN EVERY DROP OF  
SETFAST, AND IT'S SO  
EASY TO APPLY!**



**FREE** Mail coupon below for sample of canvas painted with Setfast and a Color Card.

**Setfast**  
CANVAS PAINT

Interchemical Corporation  
Trade Sales Division, Dept. TS-75  
Fair Lawn, N. J.

Send folder with Setfast-painted sample

NAME.....

ADDRESS.....

MY DEALER'S NAME.....



Telephone-desk unit between door casings gives room for phone paraphernalia. Brightly painted and decorated with gay print cloth, it brings new interest to remodeled hallway

# Kitchen Handies

that are Dandies...  
and Deceiving




she traced a shaped outline around the opening of the shelves, cut into the wood with her saw, and soon had a neat scalloped frame for her shelves. A paint job completed the remodeling.

Another reader, **BETTY McCOWAN** of Edmonton, Alberta, Canada, sent in this kitchen success story. Her problem was the former kitchen in her house, a large room, now converted into a much-needed dining room. (A new, small kitchen had been installed in the basement with a dumb-waiter up to the dining room.) How to conceal the plumbing of the former sink, which could not be removed from the new dining room? With considerable ingenuity, reader McCowan designed a cupboard that covered not only the pipes, but the offending sink as well. Small doors in the upper part open out to reveal the taps. Two more doors lift up to expose the sink. In the bottom section is a door that gives access to the actual plumbing. With doors closed the object is a modern cabinet standing against the wall with never an indication that it hides full equipment for washing the dinner dishes! It is as nice a camouflage job as we have ever seen anywhere!


**HAIL** the intrepid readers whose handiwork we show on these pages! Problems galore they encountered in kitchen, dining room, and utility nook, but were they balked? Not they! They set about making evil into asset with the solid aid of hammer and saw and a good share of determination to back them up—and they sent us these photographs as proof of their metal! You will do well to follow their leads for the solution of your own problems.

**MRS. HARRY FURMAN** of Elmira, N. Y., had what she considered an eyesore of a kitchen cabinet with three drawers beneath and open shelves above. She wanted a provincial-type cupboard that would nicely display plates and pitchers and an array of spice boxes. Using the rounded edges of a dinner plate as a guide,

Under the double windows at one end of this same room, there is another neat built-in job. When closed, it is a handsome serving counter. A quick flip of the wrist, however, lifts the center section of the top and reveals a workable two-burner electric stove for preparing sauces and quick snacks. The door below conceals an electric oven! Good looking square handles on the cabinet and serving counter were designed by the daughter of the house and made at the




A bang-up camouflage job! Old sink in kitchen now used as dining room hides beneath modern cabinet built against wall. Faucets at top, sink in middle, water pipes and cupboard space below!



And another successful cover-up project—does triple duty as serving counter, cupboard, and de luxe stove unit! Top lifts up from burners, bottom cupboard door opens on oven. Ideal for keeping sauces and rolls hot in dining room

For more cheerful, more interesting rooms . . .

*"Open" your walls with GLASS*



Cheerfulness goes hand in hand with daylight and outdoor beauty.

And so, why not plan your new postwar home . . . or the remodeling of your present home . . . to bring in the daylight and make the most of outdoor views? "Open" your rooms to both—with glass.

In some climates, large windows have presented a problem of heat loss on coldest days. That problem has been answered by Libbey-Owens-Ford's new Thermopane, the windowpane that insulates.

Thermopane is not a type of window—but an insulating windowpane that allows you to enjoy the charm of bigger windows with comfort and heat savings you'd never imagine possible in cold weather. In your windows, Thermopane looks like regular glass—but what a difference it makes!

Thermopane is described briefly at the right. But if you intend to remodel or build a home when restrictions are lifted, you'll want a copy of our illustrated Thermopane book. It's packed with information that you, your architect and your builder can use to bring extra cheer, extra beauty and extra comfort to many rooms in your home. Write for your copy to Libbey-Owens-Ford Glass Company, 175 Nicholas Building, Toledo 3, Ohio.

*Thermopane... the windowpane that insulates*

**Makes big windows practical in any climate**

Thermopane provides effective insulation because a dehydrated layer of air is hermetically-sealed between its two panes of glass. Thanks to the patented Bondermetic Seal, used to prevent dirt and moisture infiltration, there are only two glass surfaces to clean.



You leave this double-glass windowpane in all year . . . there's no extra glass to put up or take down. It's a modern, practical way to enjoy the benefits of bigger windows, with assurance of winter comfort and heating economy.



**LIBBEY · OWENS · FORD**

*a Great Name in GLASS*

# A homeowner in St. Louis

*Points with pride*




"Our aluminum windows are the first thing in the house that John shows visitors", comments a proud St. Louis homeowner's wife. "I like them, too. They're so easy to lift and easy to clean".

And better to see through, because aluminum sash and frames are narrow. Wider glass area brings more of the outdoors in.

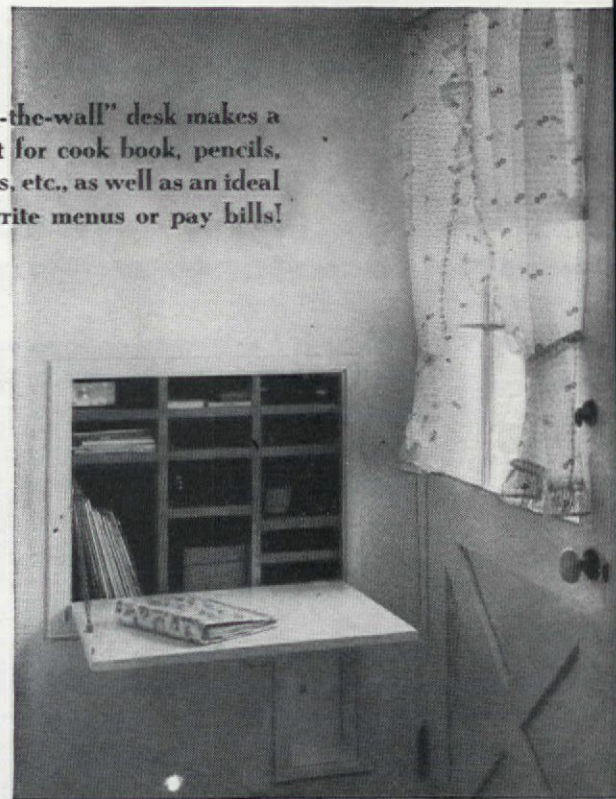
For truly trouble-free windows, tell your architect or builder you want aluminum sash and frames. After the war, they will be available from a number of window manufacturers . . . made of Alcoa Aluminum. ALUMINUM COMPANY OF AMERICA, 1906 Gulf Building, Pittsburgh 19, Pennsylvania.

*Windows of Alcoa Aluminum in a Highland Park, Ill., residence*



*Windows of*  
**ALCOA ALUMINUM**

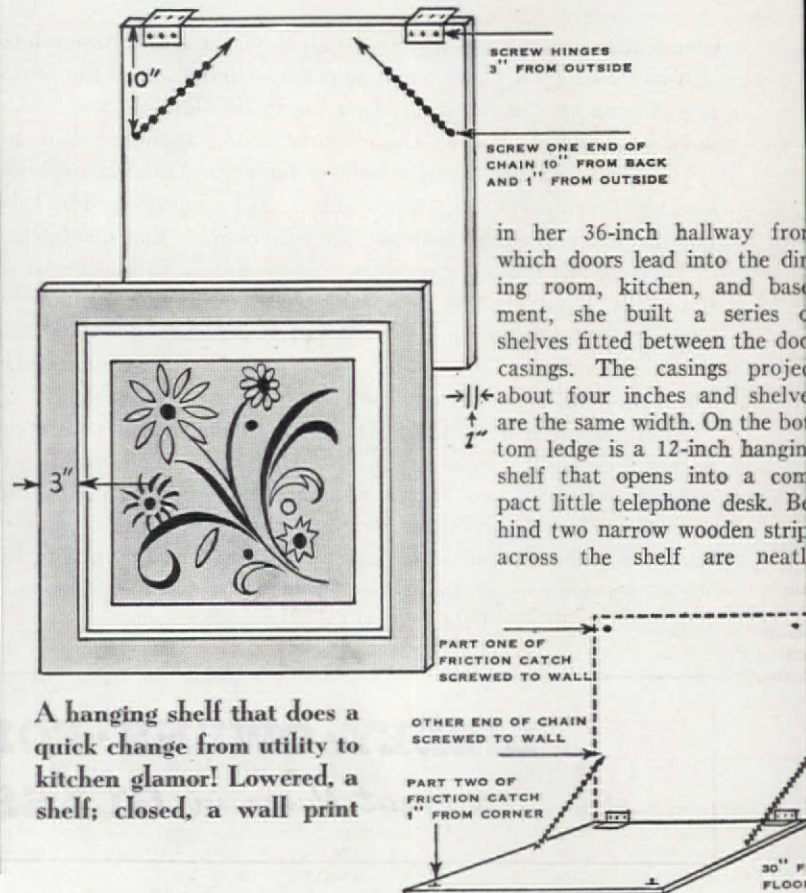
A "hole-in-the-wall" desk makes a handy spot for cook book, pencils, pad, stamps, etc., as well as an ideal place to write menus or pay bills!



*Max Tatch photograph from Ethel McCall Home. In kitchen of Aubrey Lyons' home, San Marino, Calif.*

local lumber yard. A serving table made from salmon boxes doubles as a sewing machine cover-up with shelves for extra cupboard space for **MRS. R. E. VALENTINE** of Suamico, Wis. And speaking of extra cupboard space, **NANCY TARWATER** of Harri-man, Tenn., solved that never-ending need by installing drop shelves in her kitchen. Only in position when she needs them, they become attractive wall prints when folded back against the wall. Each shelf was made from a piece of wood 20" square 1" wide. One side should be smooth, other side can have recessed panel. Give it

two coats of enamel and paste favorite flower print or other decoration to the paneled side. The shelf is chained to the wall as shown in diagram below. Such shelves are boon when you're setting the table for dinner and your space isn't adequate. If built-in shelves are fitted into the wall space directly behind a hanging shelf, the unit makes a handy writing desk. When **MR. R. S. GRANT** of Lombard, Ill., saw our spice compartment idea in the April, 1941, issue she decided to use it as the answer to her telephone problems. On the blank wall space



A hanging shelf that does a quick change from utility to kitchen glamor! Lowered, a shelf; closed, a wall print

*I'll be a different woman  
when I get my  
new Steel Kitchen!*"




• "It'll be fun to work in the kind of kitchen I'm going to have."


"All-steel! Specially designed to make work easy, so that kitchen jobs won't seem like jobs at all, but pleasures."

"I've been dreaming of an all-steel kitchen for a long time. And when I actually get it, after the war . . . you won't have to look very far to find the happiest housewife in these parts—

"I'll be her!"

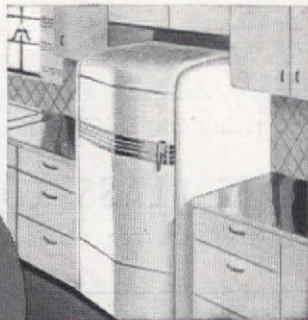


**STEEL . . .** for storage space. Quiet-closing doors, drawers that roll smoothly, never stick. **STAINLESS STEEL** or Porcelain Enamel on Steel . . . for practical work surfaces that laugh at rust, always stay bright.



**STAINLESS STEEL . . .** for non-rusting, everlasting utensils! The kind you're proud to have your friends see in your kitchen. And **STEEL . . .** for well-insulated, efficient kitchen equipment.

When you are once again able to buy things made of steel, remember that there is a sure, easy way to be certain of getting quality steel. Look for the famous U-S-S Label.



**STEEL . . .** for modern, streamlined kitchen design . . . with every piece of equipment in just the proper place. **ENAMELED STEEL . . .** in white or gay colors . . . for greater ease of cleaning and long life.



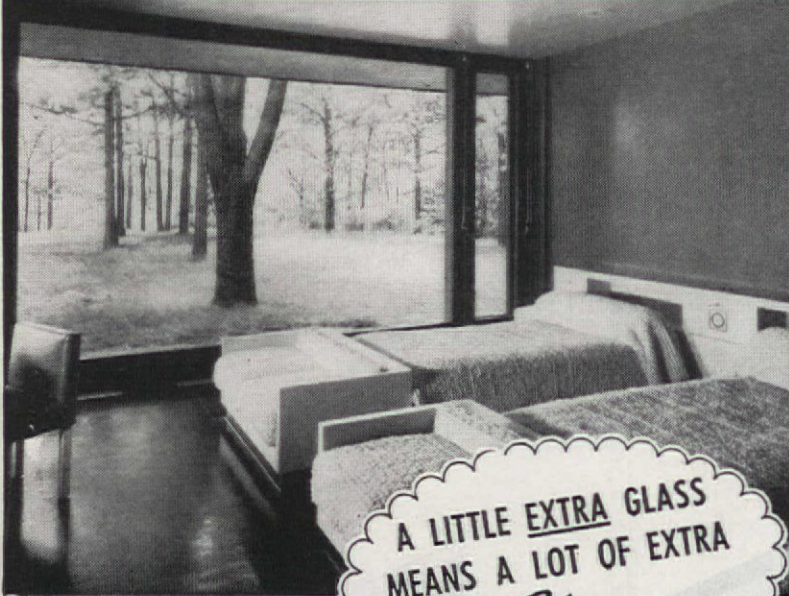
**STEEL . . .** for the many labor-saving "gadgets" you'll want to have in your lovely new kitchen. So they'll look right, and work right, and keep on saving you steps and time and trouble for years and years on end!

**UNITED STATES STEEL**

Subsidiary Companies AMERICAN BRIDGE COMPANY • AMERICAN STEEL AND WIRE COMPANY • CARNEGIE-ILLINOIS STEEL CORPORATION  
COLUMBIA STEEL COMPANY • CYCLONE FENCE DIVISION • FEDERAL SHIPBUILDING & DRY DOCK COMPANY • NATIONAL TUBE COMPANY  
OIL WELL SUPPLY COMPANY • TENNESSEE COAL, IRON & RAILROAD COMPANY • UNITED STATES STEEL EXPORT COMPANY • UNITED STATES  
STEEL PRODUCTS COMPANY • UNITED STATES STEEL SUPPLY COMPANY • UNIVERSAL ATLAS CEMENT COMPANY • VIRGINIA BRIDGE COMPANY

YOU'LL LIKE YOUR NEW HOME BETTER


IF YOU PLAN FOR *Extra Glass*



A LITTLE **EXTRA GLASS**  
MEANS A LOT OF EXTRA  
*Charm*

Bring Your Nicest View right into your new home with a lovely "picture window" of Pittsburgh Polished Plate Glass. Then you'll have a *living* landscape as a constant source of pleasure. And you'll be delighted at how this larger window makes the room brighter and more cheerful.

Your Entrance Door will be 'extra smart and inviting if you set it off like this with some PC Glass Blocks. By day, the translucent blocks help light your entrance hall. At night, indoor illumination streams through them to welcome approaching guests. Several patterns and sizes to choose from.



● Only GLASS can give your new home so much extra beauty and charm—at so little cost. An attractive wall mirror, a few PC Glass Blocks, several full-length door mirrors, a wainscot of Carrara Glass in your bathroom or kitchen . . . these help to make your new home really modern. Consult your architect about the many ways to use glass effectively. And send the coupon for one of our free booklets of decorating and building ideas.



**PITTSBURGH PLATE GLASS COMPANY**

BUY WAR BONDS TODAY FOR A BETTER HOME TOMORROW

**YOUR CHOICE OF TWO FREE BOOKS**

● If you're planning to build, buy or modernize, send for our *Home Building Book*. Packed with illustrations. Many in full color. Scores of suggestions on how to build with glass. For practical, inexpensive ideas on how to decorate your *present* home with mirrors and glass, send for our *Home Decorating Book*. Check the coupon for the book that fits your needs.

Pittsburgh Plate Glass Company  
2124-5 Grant Building, Pittsburgh 19, Pa.

Please send me, without obligation, your free booklet on Glass in Home Building ; on Glass in Home Decorating  (check).

Name \_\_\_\_\_

Address \_\_\_\_\_

City \_\_\_\_\_ State \_\_\_\_\_


*"PITTSBURGH" stands for Quality Glass and Paint*

stacked all the paraphernalia that goes with a telephone. The kitchen door was removed to give light to the hallway and the telephone itself was hung on the outside edge of one door casing. The result is a delightful place-for-everything telephone nook with no more scattered telephone directories or odd scraps of paper littering up the table. These inexpensive cover-up and refurbishing tricks are made to order for the wartime housewife who is on the lookout for ways to keep her own particular "homefront" charming and comfortable and her savings account intact. Why not try them on the problem points around *your* own house?

Old kitchen cupboard remodeled into charming open-shelf chest. Edges are marked off with a rounded plate and scalloped . . . Another camouflage job—this time hiding an old sewing machine!



Photograph by Fred T. Loomis



IT WEARS AND WEARS AND WEARS—PRATT & LAMBERT PAINT

**PRATT & LAMBERT PAINT**  
MADE BY THE MAKERS OF  
**"61" Floor Varnish**  
PRATT & LAMBERT-INC. • BUFFALO 7, N. Y.

**PLAN NOW**  
for your  
**MOTORSTOKOR**

● IF YOU LIVE in a hard-coal-burning area, investigate Motorstokor, America's finest anthracite stoker. Motorstokor will give you clean, efficient, trouble-free automatic heat . . . save you up to one-third of your fuel bills by burning low-cost small sizes of anthracite.


Before deciding on automatic heating equipment for your home, see your local Motorstokor dealer (consult classified section of your telephone directory). Or send to us for literature and your dealer's name.

**HERSHEY MACHINE & FOUNDRY CO.**  
607 PITT ST., MANHEIM, PA.



Paul Jerman

# Open Season



## on Old-House Hunting!

**T**HE underlying dream of most Americans, from service men in foxholes to war workers in trailers, is to own a home! In the few years after war when the country shakes down and tries readjusting itself to peacetime pursuits, many old houses are certain to change hands. There's bound to be an open season for house hunting. The physical condition of these houses, aggravated by the wartime moratorium on re-

pairs, requires some serious thinking. Blinded by the enthusiasm that always surrounds the purchase of a home, be it old or new, many are sure to be bitterly disappointed with their secondhand wares. Still, there will be buyers—perhaps led on by the simple need for change, growing families, or the attractions of a better neighborhood. Often old houses can be bought at an attractive price level; they usually have plenty of space and are found in the older, more substantial parts of most towns.

Buying or building a new home has a distinct advantage over an old house, no matter how perfect its condition, because you are covered (or should be) for a period of six months on the performance of the house. Leaks that develop in the roof, plumbing that fails to function, doors that stick are attended to by the contractor or development-builder for the "break-in" period. In buying an old house it is *caveat emptor*—there is no guarantee. In a deed conveying a house and land, it merely states that the house does exist but gives no satisfaction as to its condition.

*Caveat emptor*, "let the buyer beware," is not an evil but a rock bottom trading agreement—you examine



Charm? The New Hampshire home of Miss Marion Howarth has plenty and so can yours—but make certain the roof doesn't leak—remember, there's no guarantee with an old house!



You'll **"SPARK"** to these NEW IDEAS for your Living Room



Ideas—fresh ideas—for living rooms, dining rooms, every room! There's a wealth of them in "Today's Idea House," new 32-page idea book. Dozens of photos show how to create new beauty and convenience with doors, windows and woodwork of Ponderosa Pine.



**IDEA!**

To cut off the view—but not the air—use louvered doors of Ponderosa Pine! Available in low-cost stock designs, extra doors add an extra measure of charm.



**IDEA!**

Set your tea table in a beautiful, sunny window like this! Stock windows of Ponderosa Pine come in styles and sizes for every need and taste—and can be made weathertight, too!

**Ponderosa Pine WOODWORK**

SEND FOR YOUR COPY




"Today's Idea House" will help you plan a more livable home—whether you're "starting new" or remodeling. Mail the coupon for your copy.

PONDEROSA PINE WOODWORK  
Dept. MA-7, 111 West Washington Street  
Chicago 2, Illinois  
Please send me a copy of "Today's Idea House." I enclose 10 cents.

Name.....  
Address.....  
City..... Zone..... State.....

**THE BEST IS YOURS... WITH PONDEROSA PINE**



## THE ARCHITECT'S PET

SOMETIME or other your architect has dreamed of the house he'd like to design for just the right, appreciative client.

In this home it's a safe bet that you would find plenty of brass and copper. For your architect is a practical man. He knows the advantages of using copper for plumbing pipes and in places exposed to the weather.

Now is none too soon to consult your architect. Let him show you how you can get added protection for your home, and minimize replacement expenses, with corrosion-resistant Chase copper and copper alloys... from the beautiful brass knocker on the door to the bronze screen cloth on the windows, from the red brass water pipe in the basement to the copper flashing around the chimney. All within a modest budget.




# Chase

BRASS & COPPER


After the war, enjoy Chase Red Brass Pipe or Copper Water Tube, Chase Bronze Screen Cloth, Chase Copper Gutters, Downspouts and Flashing in your house. And install good brass and bronze hardware and brass plumbing supplies, too.

the article and make your choice, you buy or don't buy. The house for sale is usually represented on no other basis than "as is." The difficulty is that buyers do not examine the property carefully and are not expert in their examination. It would be difficult in the sale of secondhand houses to find a more suitable selling basis that would not lead to endless interpretations, complications and litigation. Put the shoe on your own foot. You may want to sell your house some day, would you guarantee your old house or gratuitously point out all the defects to a prospective buyer? Still the terrifying thought remains that the buyer is saddled with his choice, if there are defects and shortcomings that he has not seen there is no redress since there has been no misrepresentation. The average houseowner buys perhaps one or two houses in his lifetime so that his choice is important and had better be good. The person most at a disadvantage as an old house buyer is the apartment house dweller who has never



George H. Davis Studio

Don't be sold on quaint ship's lanterns, etc., and be stuck with a faulty roof or heating system



Picturesque, sagging old floors may mean rattling dishes at each footstep—or even termites at work



CUSTOM FIT  
in READY-MADES

Roley Roley  
CUSTOMETTE  
Slip Covers

Ready-mades with the fit and quality of fine custom-mades. Buy them for beauty, for thrift, for custom-like fit and quality. If your dealer happens to be out of them, please be patient until his next shipment arrives.

Made for most styles of over-stuffed furniture, including studio couches and ottomans. Wide choice of materials and patterns.


THEY FIT PERFECTLY!

Only Customettes have patented adjustment features... arms separate from back and adjustable "Hug-flex" shoulders... to insure perfect, custom-like fit. Stay put whether you sit, slump or squirm.



ROLEY-ROLEY MFG. CO., CHICAGO 10, ILL.

AT BETTER DEPARTMENT STORES



## How to own THE HOME YOU WANT

DESIGN AND STYLE your home to order—then build it the Precision-Built\* way. This economical method of *engineered* production is already giving maximum comfort and minimum upkeep in \$8,000,000 of private homes and \$35,000,000 of Government housing. Architect-designed to your plan—any size, any type, anywhere... Precision-Built homeowners know year-round contentment. Send today for the *free* book on Precision-Building—"Not houses, but Homes."  
\*Reg. U.S. Pat. Off.

## PRECISION-BUILT HOMES

PRECISION-BUILT  
HOMES CORPORATION  
Dept. 129, Trenton, N. J.  
Please send this *FREE* book.  
We now live in

Our own house  Rented house  Apartment


NAME \_\_\_\_\_ (Please print in pencil)

ADDRESS \_\_\_\_\_

CITY \_\_\_\_\_ STATE \_\_\_\_\_



for blizzards  
in Iceland...



OR when the  
kids learn to  
JIVE!



# VALSPAR

STANDS UP FINE!

Whether it's an Army hut protected by paint, or a floor protected by varnish, Valspar stands up fine under the most rigorous conditions. Even live steam and boiling water can't turn Super Valspar Varnish white. This means that you can rely on Valspar for beauty and durability. For Super Valspar Varnish, paints and enamels are ideal for home repairs, dry in just a few hours.



the famous Valspar  
boiling water test!

lived in a house and doesn't know what points he should watch for.

The real estate salesman is naturally anxious to earn his commission; the owner is out to make the sale and to them you are another prospect and nothing else. Imagine that you are standing in the driveway looking at a house for sale, the salesman saying that you are pleased with its lines says, "just a coat of paint and a few repairs and you will have a beautiful home." Take this with a grain of salt. There are few instances where one coat of paint will suffice for an old house. Examine the surface; it will probably take prodigious labor in cleaning the scale and loose paint, nailing down the siding and then an undercoat and a finish coat to give it the good appearance he was talking about. Remember, all house plants are constantly in a state of repair.

As you look around the yard, he says, "lovely grounds, why there is five hundred dollars' worth of planting here alone!" As in golf, keep your eye on the ball. Resist the "Lorelei" sales talk of the realtor and concentrate on the house. You will be living in the house not under a blue spruce. Do not be sold on a feature like a breakfast alcove and find yourself replacing the roof or heating system.

In the house, as you walk from room to room, you see a spot of discolored plaster on the ceiling, and you ask, "does the roof leak?" the answer is, "not to my knowledge." Not very satisfying. You try again and ask, "is the cellar dry?" The answer is again non-committal, "to the best of my knowledge, yes." To come to the defense of the salesman the answers he gives you are probably the truth because he doesn't know. How could he? He naturally doesn't live in every house he sells. This brings us back to *caveat emptor*, "let the buyer beware"—it is up to you to find out.

Prospects usually go hunting houses on bright sunny days when nature lends her smiling approval. Sunlight and shadow play around the house spreading a charm and stability to the scene. This is a great mistake. The time to look at a house is during or after a rainstorm when you can see for yourself whether the water stays outside the roof, walls, and cellar. It is not always possible to do this but the next best thing is to look for the signs that water has been present. Stains on the concrete floor, discolored or crumbling plaster are indications but, of course, there is no substitute for seeing the actual thing.

When you go house hunting take along a flashlight and a penknife. There are dozens of things you can detect by just using your eyes and hands with no special technical knowledge. While in a room rattle the windows to see if they are tight and look for weather stripping. Try the doors. Stand in the middle of a room on your toes and let your full weight come down on your heels, it will jar the floor and if there is excessive vibration you can be sure the dishes will rattle as you cross the floor.



## Give your youngster a break with a room all his own!

**Dad:** "Swell 'quarters,' Jimmy boy!"


**Jim:** "I'll say, Dad! Mom fixed it up just like your ship, with bunks, an' lifebuoys, an' everything!"

**Dad:** "Must have been an awful job though, for Mom!"

**Jim:** "Gee, no, Dad! It was a cinch. All the man did was nail up big panels an' paint 'em. He said it was easy because Mom bought Bestwall!"

**Dad:** "I get it—Certain-teed Bestwall. Mom's smart! She would know that anybody can fix up a room with Bestwall!"

*Dad is right!* Making a brand new room out of an old attic, or waste space, is simple with Certain-teed Bestwall. This popular, fire-proof Gypsum Wallboard is the nation's favorite for all kinds of re-modeling and repair work.



From this... to this!



### FREE! "CERTAIN-TEED WAYS TO BEAUTIFY AND PROTECT YOUR HOME"

Write today to Dept. A-3, Certain-teed Products Corp., 120 S. LaSalle St., Chicago 3, Ill. for a kit full of hints and helps on how to fix up your home. Lots of good ideas and practical facts.

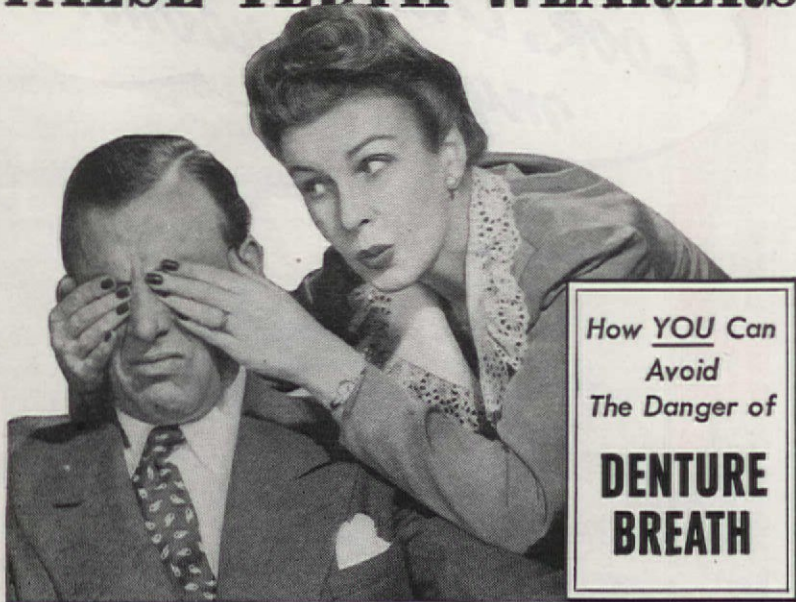
# CERTAIN-TEED

BUILDING



PRODUCTS

# FALSE TEETH WEARERS



How YOU Can  
Avoid  
The Danger of  
**DENTURE  
BREATH**

**Guess Who?** He doesn't have to guess...he knows! There's just no hiding your... **DENTURE BREATH.** Avoid offending in this way. Don't trust brushing and

scrubbing with ordinary cleansers that scratch plate material. Such scratches help food particles and film to collect faster, cling tighter, causing offensive Denture Breath.

## PLAY SAFE—SOAK DENTURES IN POLIDENT DAILY

**It's Easy! It's Quick!**

Soak your plate or bridge in Polident fifteen minutes or overnight...rinse...and it's ready to use. A daily Polident bath gets into tiny crevices brushing never seems to reach—keeps your plate sparkling clean and odor-free.



NO BRUSHING



**What's more...** your plate material is *60 times softer than natural teeth*, and brushing with ordinary tooth pastes, tooth powders and soaps often wears down the delicate fitting ridges designed to hold

your plate in place. With worn-down ridges, of course, your plate loosens. But, since there is no need for brushing when using Polident, there's no danger. Besides, the *safe Polident way* is so easy and sure!



**Later**—No offensive Denture Breath now! She's one of delighted millions who have found Polident the new, easy way to keep dentures sparkling clean, odor-free. If you wear a bridge or plate, *play safe.* Use Polident daily to help keep its original natural appearance. Costs less than 1¢ a day. All drug counters; 30¢, 60¢.

**NEW!**  
Another  
Polident Product  
**DENTU-GRIP**  
Pleasant Powder to  
Hold Plates Tight

Use **POLIDENT** Daily TO KEEP PLATES AND BRIDGES  
CLEAN... AND ODOR-FREE!

Press plaster bulges with your fingers to see if there is any give, it may be loose and need replacing. Turn on the faucets upstairs and downstairs at the same time to see if the water pressure is adequate. It is not any one of these items that would deter you from buying a house but just such a simple observation as turning on the water might give you the clue that the galvanized iron piping is corroded and needed replacement. Push your penknife into the sill, the main timber on top of the foundation wall, to see if it is sound. Termites have a way of eating the inside and leaving what passes for a sound appearing member. It is in diagnosing a minor for a major repair that most people go wrong. Replacing a roof, waterproofing a cellar, replacing water piping and heating equipment are major repair items that can prove expensive.

You are told, "this house is a steal, a giveaway, a bargain!" But is it? The sum total of your impressions good and bad should give you your decision. There is one important principle that should be uppermost in your mind, or else you will be lost in wishful thinking. The *real* cost of an old house is the buying price plus the "repair bill" to put it into shape to satisfy *your* standard of living.

Like the paradox, "the best way to design a house is to live in it first," the best way to buy a house is to live in it first. It is sometimes possible to rent with an option to buy after a period of time.

If you don't feel confident in your own diagnosis, by all means invite a contractor to go over the house with you and give you an approximate "repair bill." If a house has not been lived in and on the market for some time there may be some potent hidden reason why this is so, a good reason, perhaps, to keep you from buying it. In house hunting you owe it to your pocketbook to find out as much as you can about a house and if you should find yourself getting overly enthusiastic about one, just repeat the phrase *caveat emptor*—then go out and look some more!

### CHANGE OF ADDRESS

Our subscriptions are filed geographically by city and state. Accordingly, when you change your address, please be sure to give us the old address as well as the new. Otherwise we cannot make the necessary change.

Also please advise us at least thirty days in advance of any change of address. It requires twenty-two working days to run our huge subscription list and no changes can be made while it is being run.

Transportation facilities today are overloaded and subject to frequent and lengthy delays. Thousands and thousands of experienced post office employees are in the armed services. The mails are heavier than ever before. The post office is doing a wonderful job with inexperienced help, but still your copy may be late. If it is, please be patient.

## GET RID OF STAINS



Odors  
Germs

And do it the sanitary way—with Sani-Flush. It will keep the toilet bowl white...remove a source of toilet odors. The hidden trap will be thoroughly cleaned too.

Sani-Flush works chemically. Use it two or three times a week. Just shake a little into the toilet bowl. You don't have to scrub. Sani-Flush disinfects too. Will not harm toilet connections, or septic tanks and their action. (See directions on can.) If you haven't used Sani-Flush, try it. For sale everywhere—two handy sizes. The Hygienic Products Company, Canton 2, Ohio.



## Sani-Flush

QUICK

EASY

SANITARY

## "FARMER" HUCKLE

barks a  
knuckle...



• These days amateur farmers harvest bumper crops of cuts, scrapes and scratches. Never forget that a trivial wound can grow to serious infection. Play safe. Do as doctors do. Paint the injury with Iodine. "Quick, the Iodine bottle" is wise first-aid.

IODINE EDUCATIONAL BUREAU, INC.  
120 Broadway, New York 5, N. Y.

**IODINE**  
*Foe of Infection*

# YOUR POSTWAR OIL-O-MATIC OIL BURNER WILL BE AS GOOD TO LOOK AT AS IT IS TO LIVE WITH

WILLIAMS  
**OIL-O-MATIC**  
HEATING  
BLOOMINGTON, ILLINOIS

Hang on to the War Bonds you buy if you want to hang on to the liberty you love.



## DO IT NOW Today!

It's time for a semi-annual check-up on your fire extinguishers to make sure they are fit and ready for that possible emergency. See that each one is in easy reach, not blocked off by obstructions, and that its shell has not been damaged by a fall, a hard blow, or through the freezing

Courtesy Safety Research Institute



Grip nozzle of soda-acid or foam unit in lifting from wall bracket



Remove acid bottle; save stopple for use in new one. Rinse shell



Dissolve soda powder, pour into shell, and add water until full



DOUBLE INSULATION ...

GREATER STRUCTURAL STRENGTH

VAPOR CONTROL ....

## LUCKY COUPLE

to be able to build with this Protection

The homes of tomorrow will be far better homes, more comfortable, more enduring, thanks to the remarkable advances made in building construction during the past few years.

In wall construction, for instance, the Insulite Wall of Protection offers many *new and important* advantages. Check them!

- Double Insulation
- Greater Structural Strength
- Protection Against Vapor Condensation Within the Walls

When you build with the Approved Insulite Wall of Protection you get effective insulation without extra materials and no extra cost. Insulite is used in place of wood sheathing and conventional lath to give protection against destructive condensation. *Insulite insulates as it builds!*

Be certain to ask your architect or builder about the Insulite Wall of Protection. Your new home should have this modern wall.



For outside walls, Insulite builds a weather-proofed, wind-proofed wall.



On inner walls, Insulite Sealed Lok-Joint Lath provides a second wall of insulation and guards against vapor trouble.

Made Exclusively . . . . From Wood

# INSULITE

INSULATES AS IT BUILDS



Send coupon to the right for a free copy of the book, "Year Around Comfort," which gives complete information about Insulite products for tomorrow's homes.


INSULITE, Dept. AH75, Minneapolis, Minn.

Name .....

Address .....

City .....

State .....

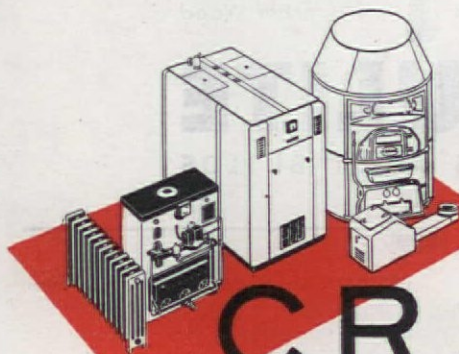


## What does he know about heating systems?

Not a thing, bless him. The thermostat is to him only an interesting plaything. He has no heating plant worries. His home is always warm and snug... because his father consulted a *Crane Dealer*.

Because your *Crane Dealer* handles all types of heating, he is a source of unbiased information. He will make a study of your requirements and recommend the heating system that will give you the most in comfort, reliability and economy. Thus, whether you are planning to build or remodel, you need not spend long hours in deciding whether you should heat with a stoker, oil burner or gas. He will tell you whether steam, hot water or warm air is best for your building.

Right now there are limitations on what heating equipment is available; but for your future planning, you are assured that the Crane line will include everything for every heating system.



Everything  
in heating:

Boilers  
Furnaces  
Radiators  
Controls  
Oil Burners  
Stokers



# CRANE

CRANE CO., 836 S. MICHIGAN AVE., CHICAGO 5, ILL.

NATION-WIDE SERVICE THROUGH BRANCHES, WHOLESALERS AND HEATING DEALERS  
PLUMBING • HEATING • PIPE • FITTINGS • VALVES

of the contents. Soda-acid or foam type units should be recharged immediately after use and, in any case, annually; vaporizing liquid types, only after being used. In charging the former, remove acid and solution, rinse shell well, and drain through the hose. Before replacing top, after filling case with fresh materials, rub a bit of vaseline on threads; never lubricate any part of vaporizing-liquid unit. Tag to show date when and by whom recharged. Use refills sold for your make unit.



To service vaporizing liquid (or pump-gun) type, lift down, have ready clean, dry vessel, and test



pressure or action by discharging or pumping some of contents into it. Return this to container, and




fill to within one-half inch of top with fresh solution (or water in pump-gun type.) Replace cap

## Serving the Nation through "The Open Door"\*

It is characteristic of the prominent funeral directors in every community to maintain the highest standards of service within the means of every family.

Seek their advice at any time. Their cooperation is invaluable.



\*"THE OPEN DOOR" emblem identifies their funeral home and local publicity in your community.

Interesting literature about funeral matters is mailed free upon request.

Please address:

THE OPEN DOOR BUREAU  
NATICK, MASSACHUSETTS

## "Lucky ME! I get MILK-BONE every day!"



Your dog will agree with you... Milk-Bone's a fine ration for him! He likes its taste, its chewy crunchiness. You'll like it for him because it helps keep him healthy and happy. Contains essential food factors combined with 5 important vitamins your dog needs! Remember, Milk-Bone is a food made especially for dogs!

Milk-Bone foods contain nutrients your dog needs: Vitamins A, B<sub>1</sub>, B<sub>2</sub>, D and E... Meat Meal... Fish Liver Oil... Whole Wheat Flour... Minerals... Milk



NATIONAL BISCUIT COMPANY

National Biscuit Co., Dept. G-7  
444 W. 15th St.,  
New York 11, N. Y.


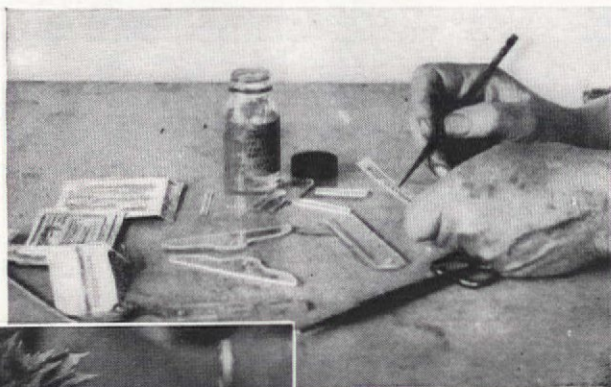
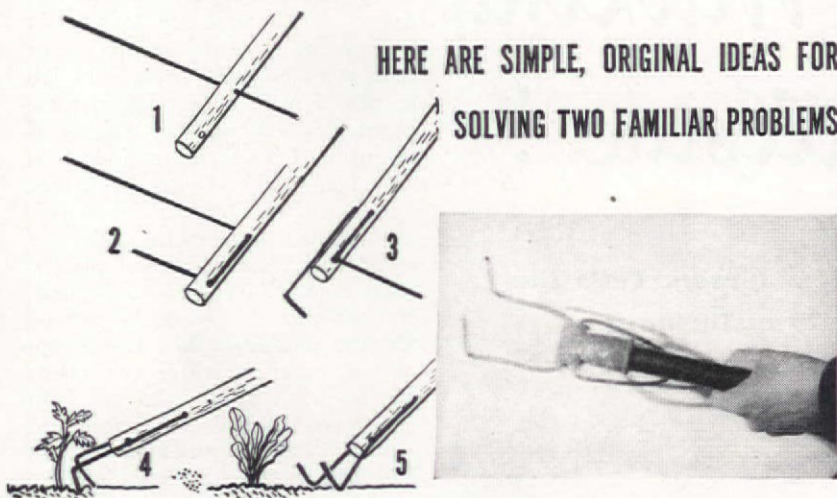
FREE  
SAMPLE

Send me free sample Milk-Bone Biscuit. Also Booklet: "How to Care for and Feed Your Dog." (Please print. Paste coupon on penny postcard if you wish.)

Name \_\_\_\_\_  
Address \_\_\_\_\_  
City and State \_\_\_\_\_

# For Gardeners

HERE ARE SIMPLE, ORIGINAL IDEAS FOR SOLVING TWO FAMILIAR PROBLEMS




**Dr. E. Bade  
and  
Howard H. Edgerton**

an efficient little hoe (5). You don't have to get on your knees to use it.

If you are having label trouble, suggests Dr. E. Bade, make your own plant markers of plastics, which are not discolored by sun or rain and on which the legend can be changed if desired. These materials include the modern plexiglass as well as 1/16" thick celluloid, or the less actively flammable cellulose acetate. They can be sawed and filed to any size or shape, drilled for a copper wire and fastened to plants, or attached to wooden or metal stakes. Cut names or data from catalogues or type them on slips, cement to the labels with some of the plastic dissolved in its proper solvent, then cover with a second coat. A new legend can be applied over the old one, or the latter removed with the solvent.

For celluloid, use amyl acetate; for cellulose acetate, use acetone; for plexiglass, soften a piece the size of a bean in a little glacial acetic acid in a tightly stoppered bottle, then dissolve it in an ounce of equal parts acetone and amyl acetate. Keep this mixture in a tightly closed bottle except when actually in use, and if it thickens, thin with a little acetone.

**H**OWARD H. EDGERTON'S "dream tool" for weeding and cultivating around small plants (see upper photograph) was made in a few minutes, of an old mop handle and two feet of heavy, stiff wire. If you want to make one, but haven't just such a handle, you can use any discarded mop or broom handle, as illustrated in the numbered sketches. Bore two parallel holes, one 4" from the end just large enough to take the wire, and the other 1" from the end, large enough to take two thicknesses. Run the wire through the smaller hole (1) for half its length, bend it flat along the handle, pass the ends through the other hole (2) in opposite directions, pull them taut, and bend them as shown (3) to form two 3" prongs. These are almost as good as fingers for working around plants (4), and turned sideways the tool is



**Why an  
Eagle Certified  
Job gives you more  
insulation for your money!**

When you consider what you get — engineered accuracy ... complete coverage ... year-after-year maximum fuel savings — comfort, winter and summer — you will agree an Eagle Certified Job gives *more* insulation per dollar than any other kind!

### Based on an accurate survey

Before work starts, an authorized Eagle Contractor makes an accurate survey of your property. Then he applies insulation *every* place necessary, in accordance with Eagle-Picher engineered specifications. Only genuine Eagle Mineral Wool is used. This material is fireproof, water-repellent, and is highly efficient. It is physically and chemically stable, does not "settle," lasts a "housetime."

There's no skimping — insulation is pneumatically blown to *correct* thickness into *both* side walls and ceilings, without muss or fuss, properly sealing the house against outside heat and cold. Ventilation is installed wherever needed.

Upon completion of the work, you receive a certificate, stating that a complete, Certified insulation job has been done.

### Maximum summer and winter benefits

Your house will stay as much as 15° cooler in summer, including upstairs rooms. In winter you will enjoy uniform comfort and save up to 40% on fuel. You'll have added fire protection, less outside noise penetrating inside. Your home will be not half ... not two-thirds ... but *fully* insulated!

IT'S EASY TO BUY AN EAGLE CERTIFIED JOB! *The U. S. Government has authorized a liberal Extended Payment Plan — Contact your Eagle Contractor for full details.*

★ Buy MORE War Bonds — for keeps! ★



**EAGLE  
INSULATION  
for Homes**

Made by the makers of Eagle White  
Lead — for all fine painting

THE EAGLE-PICHER COMPANY  
Dept. A-75, Cincinnati (1), Ohio

Gentlemen: Please send me complete facts about a Certified Job with Eagle Mineral Wool Insulation.

For Present Home     For Future Home  
 Students: Check for special information

Name \_\_\_\_\_

Address \_\_\_\_\_


City \_\_\_\_\_ State \_\_\_\_\_



# Garden Making on a Hillside!

**David W. Dumser, of New Jersey, Tells the Story of a Terrace Transformation That Took Only Two Years to Accomplish**

*Photographs by the author*



The old barn looked like this the spring before we started work on it



The next spring, with the barn remodeled, I began the garden making



By the second winter, the transformed, terraced hillside looked like this

As every gardener knows, gardening on a hillside is complicated by either or both of two problems. One is the tendency of the soil to wash or erode as a result of heavy rains; the other is the tendency of that same soil to dry out because the moisture has run off or sunk deep into the bank. The job of garden making recorded in these pictures, which (together with a little remodeling) I accomplished in something over two years, with only a few hours of additional man labor, solved both those problems. For the result was a series of level planted areas instead of a continuous slope. Not only are they proof against washing, but they also retain a supply of moisture where the plants can get it. A visitor who was born and raised in Switzerland remarked recently that the garden made him homesick because it reminded him of the way gardens and plantings are frequently terraced in Alpine regions.

First of all, I tackled the old hay barn that stood on the knoll behind our house. It was strongly built with a frame of hand-hewn timbers, and in good condition, so after removing the entire lean-to buggy shed at the left I took off the old shingles, the tar paper roofing, and about eighty percent of the matched board siding, handling the latter material carefully so I could replace it later. Next, by using jack screws and cutting away the supporting posts, I (with the help of another man) lowered the whole roof five feet,



And now, this is the vista

**"at work...and at home I use the Classified to save time"**

IN the office, the factory and the home you, too, will find the Classified section of Telephone Directories helpful in many ways.

For your business, it tells where the sources of supplies are or where to get service or equipment.

For your home, it tells you who are the authorized dealers and service men for many household appliances—and where to get other things fixed, such as your lawn-mower, roof or heating system.

Save time and trouble. Use the Classified regularly.





then reassembled the structure, installing the new doors and windows, putting on a new roof covering, and giving the building a coat of paint. Thus I turned it into a studio above, and a garage below, and provided further reason for developing an appropriate garden setting. Spread over the first year, this part of the work required about sixty man hours for the dismantling and a total of some 220 man hours for lowering the roof and getting the building in shape for painting.

The following spring, I started on the terraces which, as completed, rise twelve feet four inches vertically from the lowest point. Cutting into the curving face of the slope, I first laid the brick walk, 120 feet long and six bricks (a little over two feet) wide. Behind it, I built a sixteen-inch high brick wall, using no mortar but carefully overlapping the joints. Above this, I leveled off the first bed, nine feet wide. Then came a second brick wall, eighteen inches high this time; and above it, a second bed, nine and a half feet wide. Both walls and beds, like the path, are 120 feet long, and at this stage I had used about 8,000 bricks which cost me one cent each.

As there is plenty of stone on the land, I made the next three retaining walls of boulders. Each was eighty feet long (owing to the narrowing of the hillside), the top one being forty inches high and the other two, thirty inches. All the beds were carefully graded one and a half inches

higher in front than at the rear to prevent the soil washing over, and given a slope of one inch in five feet from right to left to permit excess water to drain away slowly and gently without exposing the plant roots.

All this was done between April 2 and May 19 of the second year, when I was ready to start planting the terraces and the surrounding area. This work continued at intervals throughout the summer and into the following winter when the upper two terraces were planted with ninety grape vines and the third from the top with raspberry bushes. The bed next to the bottom was given over to perennials, and the lowest of all is reserved for annuals with which I can work out different color schemes each year.

The picture below shows the terraces a couple of years later when the growth had fully developed, but does not, of course, suggest the brilliant display presented by the two flower beds. Here, at one time, some 14,000 pansy blossoms made a strikingly beautiful sight that was enjoyed and admired by many visitors.

And now that the major construction work and the development of the setting of the house are completed, I am working on the extension of my vegetable garden as a permanent feature of the home grounds. I am hoping to make it a "model" garden, notwithstanding the fact that this is going to involve the removal of an estimated twenty-three tons of stones of all sizes from a space about thirty-five by one hundred and ten feet!



that five terraces of fruit and flowers present in midsummer

## NEW COLOR For ailing lawns and it's FREE

Read **LAWN CARE** and learn how easy you can keep your lawn sparkling green during hot weather. Know the correct, proven methods of watering, weeding, feeding and mowing... as well as the advantages of late summer or early fall seeding with **SCOTT'S Weedfree Seed**. Write today for your **FREE** 2-year subscription. Your lawn will again have that "springtime green."  
**O. M. SCOTT & SONS CO.**  
10 Fourth St., Marysville, Ohio

**Sow Scott's SEED THIS FALL**



## Kryocide (NATURAL CRYOLITE) is BAD MEDICINE for GARDEN INSECTS!



Get Kryocide today. Use it to protect your garden against many chewing insects. It's the insecticide used by commercial growers... because it's safe, economical **PROTECTION**.

Kryocide is **NATURAL GREENLAND CRYOLITE**, widely recommended by agricultural authorities. Straight Kryocide, for spraying, in 1-lb. packages; Kryocide D-50, for dusting, in 1-lb. shaker type cans and 3-lb. bags... at your dealer.

**PENNSYLVANIA SALT MANUFACTURING COMPANY**  
*Chemicals*  
1000 Widener Building  
Philadelphia 7, Pa.

"AM I LUCKY!  
I'VE GOT A  
**JACOBSEN**  
LIGHTWEIGHT  
POWER  
MOWER"

**Jacobsen MANUFACTURING COMPANY**  
RACINE, WISCONSIN  
Pioneer Manufacturer of Quality Power Mowers

**NOW You Can Have**  
**CLOGGED**  
SEWERS - DRAINS  
Cleaned Electrically

**ROTO-ROOTER CORP.**  
Dept. 257 Des Moines 11, Iowa

When tree roots, grasses, scale, or other debris clog your sewer or drain, get in touch with your local Roto-Rooter service man. Without fuss or muss, he'll not just open, but actually **REMOVE** every inch of the clog from house to main sewer with the amazing electric Roto-Rooter machine. Whirling, razor-sharp blades on a flexible cable go around corners and heads... quickly remove even the most solid obstructions. Insist on the genuine Roto-Rooter Service. For name and address write us **FREE!** Sewer and Drain Handbook shows how you can avoid expense of digging up and replacing clogged sewers and drains. Write today. It's free.

**Burpee's GIANT PANSIES** 35¢ packet 10¢

Plant Seeds this summer for largest blooms early next spring. All best colors mixed. To try, we'll mail you a 35¢ Packet, with growing directions, for 10¢. Send dime today!

**Burpee's Bulb Book Free**—Highest quality Tulips, Dahodils, Lilies, etc. Plant this fall.

**W. ATLEE BURPEE CO.**  
102 Burpee Bldg. OR 102 Burpee Bldg.  
Philadelphia 32, Pa. OR Clinton, Iowa

**Learn LANDSCAPE GARDENING**  
Correct design develops greater property value. Our thorough, interesting home training pays. Many opportunities. Enroll now. Course No. 1 for home application. No. 2 for professional work.  
**NATIONAL LANDSCAPE INSTITUTE**  
Dept. H-7, 756 S. Broadway, Los Angeles 14, Calif.

**10¢ Get Rid of Roaches!**  
**WATER BUGS, SILVER FISH**  
Cleaner, safer, more economical, convenient, effective. No scattered poison. At your dealer, or send order 3 for 30¢, postpaid.  
**AGKEM, INC., Quincy, Ill.**

**100 DARWIN TULIPS \$3.50**

**GORGEOUS ASSORTMENT** of Shades and Colors, including Red, White, Pink, Lavender and Yellow. A choice Selection. Guaranteed to Bloom Next Spring.

Order Now — a postal card will do. Bulbs will be sent parcel post, C.O.D. at the right time for fall planting.

**BURGESS SEED & PLANT CO.**  
418 T. D. GALESBURG, MICHIGAN

**ORDER NOW PAY NEXT FALL**

This comely lass would rather mow With Toro, than attend her beau.

## TORO POWER MOWERS

TORO MANUFACTURING CORP., MINNEAPOLIS, MINN.

**Kills Garden Insects**

Use Red Arrow Garden Spray—the only insecticide most home gardens need. Quick, easy, inexpensive. 35¢ bottle makes several gallons. Safe to humans, birds and pets when sprayed. Buy Red Arrow Spray where you buy garden supplies. **FREE** For illustrated chart, "How to Identify and Fight Garden Insects," send post card to: McCormick & Co., Inc., Dept. 3A7, Baltimore, Md.

**WORLD'S LARGEST IRIS**  
FREE WITH YOUR FIRST ORDER  
WRITE FOR FREE CATALOG  
**EDENWALD GARDENS, Vincennes, Ind.**

**CYANOGAS**  
Kills Ants INSTANTLY

If you have a lawn or garden, keep a can of Cyanogas on hand. This gas-producing powder will solve your ant problem. The spouted can is specially designed for treating ant nests. A pinch will kill all ants in nest—**Instantly!** **SPECTACULARLY EFFECTIVE!** Easy to apply. A little goes a long way. Drug, hardware, seed stores carry Cyanogas or can get it for you.

**30¢ ENOUGH TO KILL A MILLION ANTS**  
**AMERICAN CYANAMID & CHEMICAL CORPORATION**  
301 Rockefeller Plaza, New York 20, N. Y.



Photographs by Nowell Ward and Frank Willming.

Some of the favorite pieces from her milk-white glass service for 16 fills the Chippendale cabinet, 1790. Upper section top to the bottom—Square S, Pin-Wheel, One-o-one, Fan and Circle, Square Fan and Circle. Bottom section holds bowls and cake plates of Fan and Circle. Daughter Edith shares her mother's avid interest in the history of each piece

**M**Y HOBBY of collecting antiques began almost simultaneously with my marriage—and, like Topsy, “just grew” from there. My husband and I started housekeeping with anything we could tease away from our families. We wanted to begin our married life with bits of furnishing and adornments that had been in the families for years so that our new home would seem familiar to us and not too new. To fill in we soon began “antiquing,” a delightful diversion that has lasted all our married life, and has given us a wealth of adventures and new friends from our “hunting trips.” These friendships and the amusing or exciting incidents that brought them about are as dearly cherished today as are the antiques themselves. For instance, on one trip we saw a little white house up on a hill with a sign in front marked “Antiques for Sale.” “Next time we are here, we must stop,” we said. But months later when we returned we were unable to find the house with the sign. The third time we drove that way, however, we were in luck. There was the little white house with its remembered sign—and we stopped. A gentle, little old white-haired lady welcomed us in and invited us to sit down. We talked about everything *except* antiques. Finally we said, “We saw your sign and thought you had some antiques for sale.” “No,” said the little old lady, “I haven’t a thing for sale, but some days I get lonesome so I hang out my sign and someone nice always stops and I do enjoy talking to them.” From that day on whenever we passed that way, we always stopped to see our “lonely little lady,” as we called her, and the friendship she gave us until the day she died is more deeply cherished than any antique we ever found.

The first colored glass I ever saw was a square emerald green “Herringbone” sauce dish out of which a cat was lapping up milk on the back porch of the village dressmaker in Northern Michigan where we have a summer home. It had been brought there with the family’s household goods on a sailing vessel when they moved from Sheboygan, Michigan. A man with a horse and buggy had been around selling baking powder and had given the green glass as premiums. I found more in her pantry and under the stairs, so we made a trade. That began my hunt for a full set of green glass. Today I have enough to set a table for sixteen. That fall, while in Philadelphia, I was told of a family who wished to part with some of their nice old things because they were moving away. From them I purchased eight Chinese plates with a center of soft orange and a border of emerald green exactly matching my green glass. These the family had received, with other china pieces, from China as ballast in their grandfather’s sailing vessel in 1800. So I reduced that family’s moving load by bringing the plates home to join my green glass family. At Christmas time the combination of the china and green glass makes a lovely Yuletide table setting. To display my ware to full advantage, I use a pale green cloth with an evergreen wreath in the middle of the table, centered with a tall red candle. Small bright red apples are tucked among the evergreen and red candies glisten from the green glass compotes. For dinner plates, I use a cream plate with a border of green leaves; for dessert, I use square emerald green glass Herringbone plates.

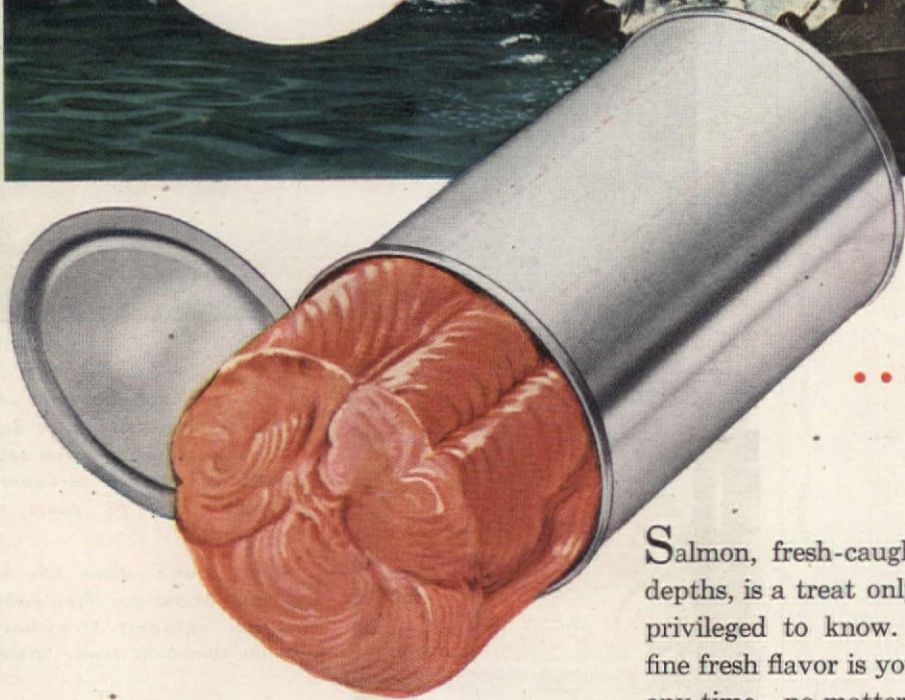
# “Seek Till Ye Find”

STORY OF A PERSEVERING WOMAN WHOSE COLLECTION OF  
EXCEPTIONALLY FINE ANTIQUE CHINA, GLASSWARE, AND FURNITURE  
ADDS GRACE AND DISTINCTION TO HER HOME, RICHNESS TO HER MEMORIES

By Georgia Lapham as told to Ruth W. Lee



**FRESH  
FLAVOR**  
- caught  
"for keeps"



**... because no other container  
protects like the CAN**

**OUR FIGHTING FRONTS** need thousands of things packed in billions of cans. This means certain civilian products must come to you in substitute containers for the duration. But your Government has wisely provided for home-front nutritional protection by permitting adequate supplies of foods to be packed in cans. Stocks on dealers' shelves are yours to buy freely. Remember to turn empty cans in for salvage.

Salmon, fresh-caught from the icy depths, is a treat only a few are ever privileged to know. But that same fine fresh flavor is yours to enjoy—at any time—no matter where you may live—when you buy salmon in cans.

That's because modern canning methods are so quick that salmon are canned within a few hours after leaving the water — and the dependable steel-and-tin can seals in all goodness, seals out the spoilage effects of air, light and contamination of all kinds.

This same dependable protection also applies to hundreds of other foods that come in cans—as well as to a long list of additional products that go to make up the more than 2,500 items normally packed in cans by over 135 different industries.

And, of course, cans take top honors for *convenience*. They don't shatter, crack, tear, or split. And they're easy to carry, store, open, and dispose of. *No other container combines so many worthwhile advantages!*

**CAN MANUFACTURERS' INSTITUTE, INC.,  
NEW YORK**





# Happy Ironings to You!

Shirts of white, and shirts of blue,  
Shirts of ev'ry handsome hue,  
Join the chorus, sing with Sunny,  
"Linit Starch will save you money."

"See how Linit keeps our collars  
Neat and clean as new-made dollars.  
How ev'ry neckband, ev'ry cuff  
Feels sleek and smooth and never rough."

A solo then by Master Linit—  
"You can mix me in a minute.  
Best of all, it matters not  
If the water's cold or hot."

"Then any starching that you please  
You'll do with pleasure, speed and ease  
And when you iron, you'll agree  
'Linit is the starch for me.'"

EVEN SAD IRONS JOIN THE CHORUS  
"LINIT IRONINGS NEVER BORE US"

LINIT LIGHTENS  
LAUNDRY LABOR



Frank Wilmer


Early American glassware with  
Chinese Lowestoft plates on a  
100-year-old handwoven table  
cloth from the Isle of Cypress.  
Silverware is 65 years old

Gaudy Dutch china fills top  
shelves of antique Hepplewhite  
corner cabinet; Strawberry  
china shown in lower shelves



Milk-white glass I loved from the moment I first saw it. It was so easy to imagine how dainty and pretty it would look on pale lavender, soft blue, peach or pale green mats with summer bouquets of pastel and white flowers for a centerpiece. After years of waiting, and looking for choicest pieces of milk-white glass, I now have a table service for twenty in this, including centerpiece. The milk glass has the crossed fern design and includes service, dinner and dessert plates, goblets, shells, egg cups, oval platters, and candlesticks. I find milk glass does not show up well on white, so I have collected an assortment of pastel mats to give it the background it deserves. Some I made out of old but not worn linens, sheets and dyed them a soft blue lavender. With lavender and white sweet peas and pale pink snap

# LIGHT UP YOUR LIFE!



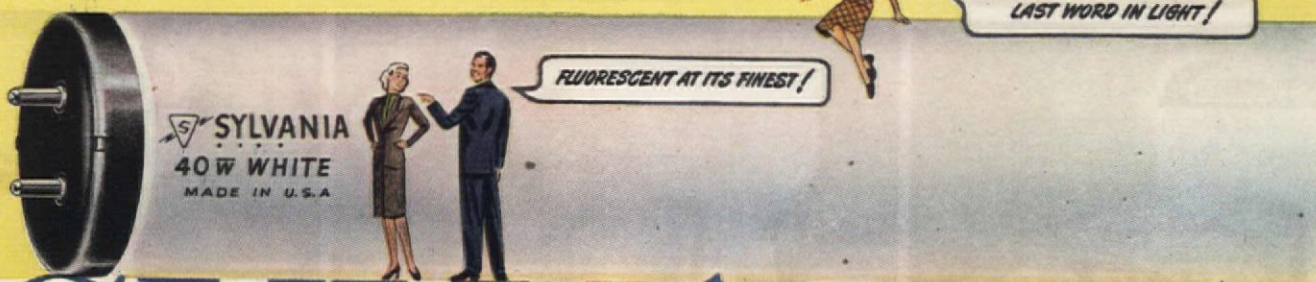
## SYLVANIA OFFERS YOU LIGHT AT ITS BEST!

Don't be in the dark about light! Know how much faster you can work, how much better you play, how much more completely you

relax when the light's right. Check illumination at home and office. Get rid of inadequate bulbs, and enjoy Sylvania's better, more dependable, longer-lasting light. Sylvania bulbs and fluorescent lamps cost no more than the ordinary kind!

## INTERESTING BOOKLET FREE!

Yours for the asking! Sylvania's Survey Booklet gives you a new idea of what people want in home lighting, radio, television. Write Sylvania Electric Products Inc., Dept. 517, 500 Fifth Ave., New York 18, N. Y.



# SYLVANIA ELECTRIC

Executive Offices: 500 Fifth Avenue, New York 18, N. Y.

MAKERS OF THE WORLD-FAMOUS SYLVANIA RADIO TUBES

"Just a few more months of 'Elbow-Grease'  
...and then a **KITCHENAID!**"

"I've been doing this the hard way ever since my old mixer gave up the ghost in 1942. And I'm going to keep on doing it this way for the few more months it will take before my dealer gets his KitchenAids.

"And I'll tell you why!

"KitchenAids aren't run-of-the-counter mixers. KitchenAid mixes, whips, beats, kneads, grinds—everything! Why it even makes ice cream! It's

more powerful, more positive in action, and it will outlast any mixer on the market.

"Even Jim is sold on KitchenAid. He says, 'I'm no chef, but I know machines, and KitchenAid is tops in engineering.'

"Well, it's tops with me in performance and beauty. My KitchenAid is on order right this minute—and however long it takes, I'm going to wait until it comes!"



*copy submitted*




**KitchenAid Model 3-B**—Popular small family size. Versatile and fully-powered 3-qt. bowl.



**KitchenAid Model K4-B**—For larger families and more extensive use. 4-qt. bowl.



**The KitchenAid Electric Coffee Mill**  
Enjoy the *fullest* flavor of good coffee, freshly ground at the flip of a switch! Two models will be available—watch for them.



**KitchenAid Model G-5**—For large homes, or commercial pantries. 5-qt. bowl.



**Planamix Action.** Let other "mixer" bowls whirl! KitchenAid beater travels around rigidly locked bowl, while turning on its own axis in opposite direction. Accurate, thorough—and an exclusive KitchenAid feature!


**Full Power.** KitchenAid motors give full power for heavy-duty attachments without "power adapters." Self-lubricating bearings need no attention under normal use. (Hint: Check these features with friend husband.)



**Full Range of Attachments.** Diversity of attachments tells best the extent of KitchenAid operations. Some 16 attachments perform 28 kitchen tasks. All operate from power hub located at front of mixer.

**Better Results.** Because of variety of speeds available and fact that bowl does not rotate, recipes can be followed to the letter. Results on the KitchenAid are always more dependable, more delicious.

**KITCHENAID**  
A HOBART PRODUCT  
The Hobart Manufacturing Co., KitchenAid Division, Troy, Ohio



Sheraton hanging shelf above Queen Anne table and Chippendale ladder-backed, saddle-seated chairs is 155 years old. Chinese porcelain tea caddy (center of table), handleless cups, and saucers were all made before 1800

dragons for a centerpiece, a table laid with milk glass makes a charming and attractive picture indeed.

In "antique-hunting," and reading books dealing with antiques, I have gleaned many interesting bits of information. After my first encounter with milk-white glass, I learned that this glass is a product common to many European countries. Probably the best was made in Bristol, England, in the early 19th century. In 1838, the Boston and Sandwich Glass Company paid Rice Harris \$5000 to come from England for six months to teach them the process of making milk-white glass. It was not made in large quantities until 1860 to 1870. Knowing these facts adds enormously to the appreciation of my lovely milk-glass.

It was in Pennsylvania that I found my first Dutch china. My husband and I were in a small antique shop in Philadelphia when a young woman came in, told us she too sold antiques and asked us to stop in. After she left, the shop owner told us that the young woman always did that whenever she was passing and saw an automobile with an out-of-state license parked outside. We were glad she used her method of advertising on us, for when we stopped to see her, we found she had fourteen large pine cupboards full of gaudy Dutch china. There were



Two-tier Sheraton stand built in 1790 holds fruit dish and vases of vaseline Sandwich glass and pair of century-old Loop and Petal canary colored glass candlesticks made 1835 to 1845



*Families, just like yours, are playing the kind of music you folks have always wanted to play. Yes, we're sure you'd like to play music like this—music of rich, sustained tones—music that transforms the most simple melody into a thing of beauty. And you'll be surprised to discover how easily you can play it on the Hammond Organ.*

♪ The very first time you sit down to the Hammond Organ, you'll experience the thrill of creating this richer, more beautiful music. And if you can play an easy melody on the keyboard, you're ready to try the Hammond Organ right now.

♪ Whether or not you are considering a musical instrument for your home, we want you to enjoy this experience. The coupon, be-

low, will bring you literature and the name of your nearest dealer. He will welcome you any time you find it convenient to stop in.

♪♪ Hammond Organs will be available again just as soon as conditions permit. Should you decide to own one, you can arrange a reservation with your dealer to assure earlier delivery. Send coupon for more information.



## HAMMOND ORGAN

© 1945

Hammond Instrument Co.  
2941 N. Western Ave., Chicago 18, Ill.

Gentlemen: Please send me full information on the Hammond Organ.

Name.....

Street.....

City.....State.....

# Stangl

THE FINEST NAME IN POTTERY



Blue Headed Vireo, one of 60 different birds

## The Gift of the Year

Stangl birds live lastingly as cherished gifts of sculptured pottery. Their beautiful hand-painted colors are preserved under glaze. Stangl Birds are designed from such authentic prints as Audubon. Send today for full color Bird Booklet showing the complete collection of 60. Sold in leading Gift and Department Stores. The Stangl name appears on each figure.

FULPER POTTERY COMPANY  
Trenton 4, New Jersey



America's Oldest Pottery  
Established 1805

MAIL THIS COUPON TODAY

Fulper Pottery Co., Dept. O, Trenton, N. J.  
Please send beautiful booklet illustrating complete collection of Stangl Birds in full color. 10c enclosed for mailing cost.

Name \_\_\_\_\_  
Address \_\_\_\_\_



## TO START HAIR CARE

Care of the hair should begin in babyhood to get your child's hair off to a good start . . . help assure lovely hair later in life.

You can't use a finer, safer, more gentle soap than Packer's Tar Soap. Its pine-cone color, piney odor and creamy lather have made it a family favorite for three generations.

And shampoos with Packer's average only about one-fourth the cost of bottled shampoos. Get a large 25¢ or 10¢ cake today.



Shampoos for less than a penny

## PACKER'S TAR SOAP

## FALSE TEETH

KLUTCH holds them tighter

KLUTCH forms a comfort cushion; holds dental plates so much firmer and snuggler that one can eat and talk with greater comfort and security; in many cases almost as well as with natural teeth. Klutch lessens the constant fear of a dropping, rocking, chafing plate. 25c and 50c at druggists. . . . If your druggist hasn't it, don't waste money on substitutes, but send us 10c and we will mail you a generous trial box. (C) I. P. INC. KLUTCH CO., Box 4559-G, ELMIRA, N. Y.

Cape Cod POST-TOP LAMPS  
STILL AVAILABLE - 16IN. HIGH  
BLACK FINISH - UNDERWRITERS  
APPROVED - FIT ON 3/4 IN. POST.  
\$11.50 F.O.B. PHILA.

WRITE FOR CATALOG  
SPENCER STUDIOS  
226 No. 13th ST., PHILA. 7.

REMEMBER ME?  
I'm "THE CHORE GIRL"—the handy, knitted, copper pot-cleaning ball. I'll be back when copper's available. Watch for me!  
METAL TEXTILE CORPORATION, Orange, N. J., U. S. A.

ten different patterns, all with fascinating names such as "The Oyster," "Indian War Bonnet," "The Dove," "The Urn," etc. We learned that the china probably came into Philadelphia from England and was distributed from the counties of Bucks, Lehigh, Berks, Lancaster, and Dauphin where most of it was originally found. One piece bore the mark of "Riley," who had a pottery in Burslem, England, from 1785 to 1815. Needless to say we bought pieces from each of the patterns, and we now have a plate, cup and saucer of each of the ten patterns, and a tea pot, cream pitcher and sugar bowl of the "Early Carnation" pattern. The cups have no handles. They are favorites in my collection of 100 handleless cups and saucers.

I was still something of a novice in "antiquing" when Strawberry china came into my life about twenty years ago in Newport, R. I. At the time I was visiting a friend's mother in that city. In my hostess's dining room was a cupboard full of Strawberry pattern china made by Enoch Wood and Sons, in Burslem, England, from 1784 to 1825. It was so lovely and rare that I could scarcely keep my eyes off it during my visit. When I left, I bade it a fond and reluctant farewell, promising myself that someday—somehow—I would own a similar set. That night when I arrived at the hotel where I was staying in Boston, I discovered something that kept me awake half the night. Right in the shop next to our hotel was another set of Strawberry china! I wanted to sit on the doorstep all night and wait for the shop to open. Finally, however, I decided on setting the alarm clock for an early rising instead. I spent a restless night, but the next morning was on hand to help the owner open up her shop, and the enchanting Strawberry china has been mine to enjoy ever since. There were only four handleless cups and saucers in the set, but in the following years it has been thrilling to find, one at a time, other cups and saucers to match until now there are a dozen. After having managed that, nothing seems impossible.

There must be some special Goddess of Luck who takes care of antique fans around Boston, because it was during my stay there that I had another stroke of pure luck. Driving from Boston to Lexington one morning, my husband and I passed a beautiful old home where an auction was in progress. There was a huge tent set up and crowds of people had gathered. We stopped, planning to spend an hour or so and then continue on our way. One look at the marvelous display of objects set up for auction changed our minds. We stayed all day and ate our lunch, provided by the auctioneer, under the trees. A fine old Queen Anne table, a hanging shelf and a number of beautiful old hooked rugs became mine as rich rewards of the day—together with several delightful new friendships and fascinating stories of what went on at the auction.

There are all types of hobbies, of course, and regardless of their nature,

The Modern Pipe for LIFETIME SERVICE

ORANGEBURG PIPE is economical. Permanent. Easy to install, long lengths, lightweight, readily sawed, Non-corrodible, ROOT-PROOF. TAPERWELD JOINTS need no cement. The most satisfactory pipe for house-to-sewer, conductor or irrigation lines, downspouts and other non-pressure uses.

Use ORANGEBURG PERFORATED PIPE with snap couplings for septic tank filter beds, foundation drains, sub-soil drainage.

See your plumbing contractor or building material dealer. Or mail coupon today.

## ORANGEBURG The Root-Proof Pipe

THE FIBRE CONDUIT COMPANY  
ORANGEBURG, N. Y. (AH7)  
Please send circular on ORANGEBURG PIPE. Also name of nearest dealer.

Name \_\_\_\_\_  
Address \_\_\_\_\_  
City \_\_\_\_\_

## Be Foot-Happy Doctor's Way Every Day

Don't let hot, sweaty, tender or odorless feet spoil your day or evening out. Dust them with soothing, wonderfully refreshing Dr. Scholl's Foot Powder. The quick relief you enjoy will be unforgettable. New or tight shoes will feel much easier on your feet. Dr. Scholl's Foot Powder also helps guard against Athlete's Foot by keeping the feet dry. Get this grand relief of Dr. Scholl's today. Costs but a trifle. At all Drug, Shoe, Department Stores, Toiletory Counters. Insist on Dr. Scholl's.

End damp air with "DRI-AIR"

DRI-AIR Chemical absorbs dampness in basements, game rooms, storerooms. Guards against mildew, rust. Kills musty odors. Complete unit \$5.50, I. o. b. Chicago. Get free folder.

TAMMS SILICA COMPANY  
Dept. D-103, 228 North La Salle Street  
Chicago 1, Illinois

THRILL

For feet that are aching from fatigue, there's prompt and joyous relief in a MU-COL foot bath—that's a nurse's discovery about MU-COL—a bacteriostatic powder, quickly soluble for many hygienic uses. Safe for the family medicine cabinet. Sample free by mail.

MU-COL  
THE MU-COL CO.  
Dept. AH-75, Buffalo 3, N. Y.

PULVEX FLEA POWDER

Kills fleas 25¢ AND 50¢

100% SATISFACTION . . . OR MONEY BACK

## Brenda — Will You Step Out With Me Tonight?

I know I've been an awful grouch not taking you any place lately. But after standing all day at my new job, my feet darn near killed me with callouses and burning. Now I've reformed—or rather my feet have—thanks to the medicinal Ice-Mint you advised. Never tried anything that seemed to draw the pain and fire right out so fast—and the way it helps soften callouses is nobody's business! Been able to get some extra overtime money—so what do you say, let's go dancing tonight. You can step on my Ice-Mint feet all you want.

Here's a SENSIBLE way to relieve MONTHLY Female Misery

(Also A Grand Stomachic Tonic!)

Here's a great medicine—Lydia E. Pinkham's Vegetable Compound—which is famous not only to relieve monthly pain but ALSO accompanying nervous, tired, highstrung feelings—when due to functional monthly disturbances. Taken regularly—Pinkham's Compound helps build up resistance against such distress. A sensible thing to do! Pinkham's Compound HELPS NATURE. It's also a fine stomachic tonic. Follow label directions. WORTH TRYING!

Lydia E. Pinkham's VEGETABLE COMPOUND

For nearly a century the name OSTERMOOR has stood for the utmost in sleep comfort . . .

Comfort

Guaranteed by Good Housekeeping if defective or not as advertised therein

# OSTERMOOR

America's OSTERMOOR Quality Mattress

"SINCE 1853"





# Freesia

New decorative smartness and beauty in this loveliest of ROSEVILLE creations! Choose from 48 graceful shapes and sizes in rich, new underglaze colors—Tangerine, Delit Blue or Tropical Green. At gift shops and department stores.

Send for new FREESIA folder. ROSEVILLE POTTERY, Inc. Dept. A-75, Zanesville, Ohio

## ROSEVILLE

DECORATIVE ART POTTERY

### HANDY HELPER'S JINGLE QUIZ No 11

When canning peaches, beans or yams, Or making pickles, jellies, jams... What should you use to mark each jar So all may know what contents are?

### Dennison CANNING LABELS

At Stationery Departments Everywhere

## Do YOU Own A Scratching Dog?

Does your dog constantly scratch, dig, rub and bite himself—often until his skin is raw and sore? He may be perfectly clean and flea free, but suffering from an intense itching irritation that has centered in the nerve endings of his skin. He is in torment and can't help scratching—unless you try to help him. Try giving him Rex Hunters Dog Powders, once each week, and note the quick improvement. One owner writes "If my dog could talk I know he would say thanks for Rex Hunters Dog Powders. He was raw and sore from scratching and just lay around. Now he plays and is full of pep." Ask for Rex Hunters Dog Powders at any good drug store, pet or sport shop. Only 25c. Economy size box only \$1. If dealer can't supply send 25c or \$1 to J. Hilgers & Co., Dept. 845, Binghamton, N. Y.

### Fast FOOT RELIEF

To quickly relieve corns, sore toes, callouses, tender spots, bunions, instep ridges, chafed heels—use this superior type, flesh color mole-skin—Dr. Scholl's Kurotex. Prevents blisters. Stays on in bath. Economical! At Drug, Shoe, Department and 10¢ Stores.

### Dr. Scholl's KUROTEX

Easily cut to any size or shape

they are worth while. As some eminent physician has said: A hobby of any type not only gives life a richer meaning but increases that valuable possession—self-sufficiency. It prevents leisure from being a vacuum and is a change from work to diversion." But as I look around me at my home filled with the rewards of long years spent in antiquing, I am eternally grateful that my particular hobby-bent was in the direction of antiquing.

From my love of antiques, I have added immeasurable grace, charm, and pleasure to my everyday surroundings. I have learned to know and value rare old bits of lovely workmanship, and each article I have has some beloved memory behind it.

In every room of my house are the spoils of my labor—for although it was great fun, it was also work. I never bought haphazardly. I looked or waited (sometimes for years) until just the piece I wanted came my way.



My living room houses the decorative hanging shelf and the walnut Queen Anne table from the Massachusetts' auction. The shelf is filled with my most prized collection of handleless cups and saucers. On the top ledge I have Chinese ones made in 1785 and 1790, and several Chelsea pieces dating from 1763. On the middle ledge there is an arrangement of Salopian (1780), Silver Resist (1800), and Leeds (1790). Those on the bottom shelf are from Cozzi, Italy (1770), Worcester (1790), and Meissen (1790). The Queen Anne table dates from 1770. To set it off properly, I chose Chippendale ladder-backed, saddle-seated chairs made about 5 years later. In the center of the table is a porcelain Chinese tea caddy with rouge-de-fer decorations, made in the last quarter of the 18th century. Around the tea caddy are more handleless cups and saucers, all made before 1800. At that time (my reference books tell me) tea was poured in the deep saucer and sipped out of it while the cup rested on a cup plate made for that purpose. Among the scores of antiques in my own room is a cherry desk (1770) from Connecticut. The cherry desk chair is a hoof-foot English Windsor, made in 1765. Other of my favorite pieces in this room are: a Salem rocker with stenciled top, made in 1800 and found in an old home in Salem, Mass.; two dogs that are called "Comforters," and were copied in England from a Victorian pet dog, and an old hooked rug with a black anchor hooked among roses and morning-glories, found in Marblehead.

I enjoy my antiques all the more because they were not always easy to find. Many of them represent long wonderful hours of "hunting trips" made especially for them. With every piece my husband and I brought into the house, came a happy, though sometimes weary, smile of pride and end-of-the-quest accomplishment.

I have always thought it was a pretty true old proverb that says: "Seek till ye find and ye'll not lose thy labour." Now I am sure of it.

## LITTLE LULU

by Marge



Copyright 1945, International Cellulocotton Products Co.

A special process keeps Kleenex LUXURIOUSLY SOFT—DEPENDABLY STRONG

Only Kleenex\* has the Serv-a-Tissue Box that serves up just one double tissue at a time!

\*T.M. Reg. U.S. Pat. Off.

★ BUY EXTRA BONDS NOW—during the Big 7th War Loan ★

# Set it Gay!



NESCO RECIPE

*Cook and keep cool  
with your Electric*  
**NESCO**  
ROASTER

If you're lucky enough to own a NESCO you can easily enjoy delicious meals like the one suggested below. No fretting over a hot stove. No pot-watching. Just put the entire meal in your electric NESCO roaster. Set the automatic timer. And forget it. Best of all, it won't raise the temperature of your kitchen.

#### Meat Loaf

1½ lbs. veal shank or hamburger, ground  
2 fat pork chops, ground in by butcher. Save bones  
2 eggs, beaten  
½ tsp. salt and grains of pepper  
1 small onion chopped fine  
4 tbsp. catsup or tomato soup  
1 cup dry bread or cracker crumbs  
(Mix and pack in greased loaf tin)

#### Vegetable

String fresh beans, break in small pieces. Place in small covered inset pan, add ½ cup water, 1 tsp. salt, and pork chop bones to flavor.  
Peel 6 med. size potatoes and place in inset pan with ½ cup water, ½ tsp. salt, and cover. When tender add 2 tbsp. melted butter or margarine, sprinkle with chopped parsley.

#### Dessert

6 tbsp. butter or margarine  
20 med. size graham crackers  
6 tbsp. sugar  
3 cups diced fresh rhubarb  
Melt 1 tbsp. butter, mix with coarsely crushed crackers. Place in layers with sugar, rhubarb and remaining butter in greased baking dish. Top with final layer crackers.



If you are one of the fortunate housewives who got an electric NESCO Roaster before we turned our factories over to war work you should use it every day for roasting, baking, stewing. Cook meals in cool comfort with no pot watching and little pot washing.


Nesco products include also oil ranges and heaters, tinware, galvanized ware and enameled ware for all household uses. National Enameling and Stamping Company, 284 North 12th Street, Milwaukee, Wisconsin—world's largest manufacturers of housewares.



Designed by Prof. Eugene White



Summer drinks become special served in hand made terra cotta mugs from Stein Importing Co., above left. Hedi Schoop makes gay peasant figures to deck with flowers



Rode

Prancing pottery horses have saddle baskets which you fill with flowers or nuts. Use in pairs for jolly centerpiece. Brayton Laguna Pottery



Brass-bound amber glass pieces, wood handles; nice garnishment for summer tables. Patioware

Sparkle your table with these two gamecocks from Viking. Crystal clear and cool as carved ice

Summer-white compote gone giddy with fruit, perky plaid bow. Westmoreland. Lucite candy dishes from Mayfair Gifts, amusing Fulper ducks

F. M. Demarest



A TISKET... A TASKET...

# A Chicken Picnic Basket

FRIED CHICKEN

POTATO CHIPS

SALAD—MAYONNAISE

**L**OOK! Wonderful eating, finger-tip fashion! Here's perfection in foods, thanks to pure, golden Mazola. This fine oil, pressed from the hearts of ripe corn kernels, fries foods that taste as good as they look. Mazola also makes zesty fresh salad dressings—so many good things! At all grocers.

## CRISPY CHICKEN

To serve 8; Disjoint 2 frying-size chickens, 2½ to 3 lbs. each. Mix: 2 cups flour, 2 tsp. salt, ¼ tsp. pepper. Pour 1½ cups milk into another dish. Dip chicken in milk, then flour. Pour Mazola into a heavy skillet or chicken fryer to a depth of ½ in. Heat slowly until the first piece of chicken "sizzles" when you put it in. Place heavy pieces first; do not crowd pan. Fry chicken gently until golden on each side, turning once. Cover pan and fry at reduced heat 40 min. until tender. For a "crisp" crust, uncover for last 10 min.

## POTATO CHIPS

To serve 8. Slice 6 medium unpeeled potatoes "paper-thin". Soak in ice water one hour. Pour Mazola into a deep, heavy pan to a depth of 3 to 4 in. Pan should not be more than half filled. Heat slowly to 375°F. Dry potato slices. Place a few slices at a time in frying

basket. Lower each basketful into hot fat, and fry until light brown, about 1½ minutes, shaking basket continually. Drain on paper towels immediately.

## M-m-m MAYONNAISE

2 egg yolks	¼ tsp. paprika
2 tsp. salt	2 tsp. dry mustard
2 tsp. sugar	4 tsp. vinegar or
Dash cayenne or	6 tsp. lemon juice
⅛ tsp. pepper	2 cups Mazola

Combine egg yolks, dry ingredients, and 1 tbsp. of vinegar in bowl. Beat until light and thick. Add 1 cup of oil, 1 tbsp. at a time, beating each time only until the oil disappears. Then alternately beat in 1 tsp. vinegar and ¼ cup oil until all oil and vinegar have been added.



© Corn Products Sales Co.



*"My cook leads a double life!"*

"Sometimes she cooks... and sometimes she serves Derby Foods! Bridget cuts down on her kitchen time (and cuts up with Officer O'Toole)! We don't mind because we love her tasty Derby dinners and eat every luscious morsel. Another thing, ready-to-serve Derby Foods save fuel as well as food. No cooking—no waste—all wonderful eating! So important today when we mustn't waste a bite of precious meat!"



**Meaty Tamales with Sauce.** Puncture cap, stand jar upright in pan half filled with water, bring to boil and simmer for ten minutes. Pour into serving dish, discard wrappers; split Tamales lengthwise and spoon sauce over each half.

**Pig's Foot Tid-Bits in mild vinegar.** Each boneless Tid-Bit is a pink-and-white morsel of savory goodness... expertly cured and cooked... mildly flavored with choice spices! Every bit is deliciously edible!



**Chicken with Egg Noodles.** Savory chicken cubes—both white and dark meat—are added to perfection-cooked golden egg noodles, and then permeated with rich chicken broth to make this coming Derby dish a real luncheon or dinner delight!

Ready to Serve  
**DERBY FOODS**

3327 West 47th Place, Chicago 32, Illinois  
Also makers of Peter Pan Peanut Butter—  
it does not stick to the roof of your mouth.

Chili Con Carne • Lambs' Tongues • Ox Tongue • Pigs Feet • Sausage • Frankfurters  
Tid Bits • Spaghetti with Meat and Sauce • Lunch Tongue • Egg Noodles and Chicken  
Dried Beef • Chicken Broth • Chicken • Tamales • Chicken à la King • Corned Beef Hash

*Make It  
Enchantingly Lovely!*

And many things you can make yourself to brighten up that down-at-the-heels impression. For instance, take these painted table mats with tumblers to match—they'd add distinction to any summer party! You can make them just as dainty and lovely—at surprising little cost, too, and with no previous training! Our Pattern A-744 tells how; it contains tracings of all the flower motifs in the three sets illustrated below plus complete directions for painting on glass and fabric



AMERICAN HOME PATTERN A-744—15c

Order pattern from American Home Pattern Service  
55 Fifth Avenue, New York 3, N.Y.

# "Good-Luck" Secrets for your Pickling



## Do—

... make certain that jars, rubbers, lids are in perfect condition. Examine tops of jars and lids to be sure there are no nicks, cracks, sharp edges, etc. Wash jars, new rubber rings and lids thoroughly clean in hot soapy water. Rinse well.



## Don't—

... put away filled jars for at least twenty-four hours. Set jars on several thicknesses of paper. Cool away from draft. Test to be sure that seals are tight. Contents of jars that are not properly sealed may be reprocessed or should be used right away . . . Store pickles in a place that is cool, dry, *dark*.

## Do—

... use best possible pickling vinegar—Heinz Distilled White Vinegar—full-strength. This delightfully aromatic, clear and sparkling Heinz Vinegar has been the choice of expert cooks for generations because it is always uniform in strength, delicious in flavor. . . . Too weak vinegar will allow pickles to soften, spoil. Vinegar that is overly strong causes alterations in taste.



## Don't—

... put off till tomorrow the canning that should be done today. Never attempt to use partially spoiled, wilted or blemished fruits or vegetables for pickling. Perhaps you can salvage some of them for immediate use! If pickled or canned they will not keep.

*Safeguard Your Canning with...*

## HEINZ VINEGAR

- 1** The same vinegar used in Heinz own pickling
- 2** Best for either hot or cold packing
- 3** Good, full flavor, yet mellow because it's aged in wood
- 4** Available in bottles and gallon jugs



57





# MAKE IT *Easy*

Julia Bliss Joyner

## Part III. Beverages and Desserts

**W**E make it easy; you take it easy. That's our summer food slogan. We hope that your application of our plans in that direction has breezed you through the two months preceding this, and that it may keep you sailing along until fall. There is no reason why its basic principles should not work as effectively and easily in January as they do in July, and through all the intervals between.

This month brings us to the third and last whirl of our make-it-easy food merry-go-round, drinks, and desserts. Cold or hot, they have a place in the menu and will fortify you against the frazzle and dazzle of these sweltering days.


There is a wide choice of drinks and they are as quick and easy to make as a few turns of the wrist and one turn of the refrigerator door. Fruit drinks, particularly orangeade, lemonade, limeade—these are all mother's aids in keeping our children well and happy in summer. These fruits are




Photographs by  
F. M. Demarest



◆ coffee coolers



◆ puddings and tarts



◆ lawn party punch



◆ varying ice cream

## ◆ coffee coolers

**Coffee syrup:** Add 1 cup sugar to 3 cups boiling water and bring to a boil. Remove from heat. Add 2 cups ground coffee, stir well, cover and let stand 15 minutes. Place 2 thicknesses of wet cheesecloth in a strainer and pour in coffee mixture. Let drip without stirring until grounds are dry. Store syrup in covered jar in refrigerator. Stir before using. Makes 2 cups coffee syrup. For a coffee drink add 2 tbs. of the syrup to 1 cup cold milk. Top with whipped light cream or ice cream and sprinkle with cinnamon.

**Coffee eggnog:** Separate 1 egg. Beat the yolk and stir 3 tbs. of the coffee syrup into it. When well blended, stir in  $1\frac{1}{2}$  cups cold milk. Beat egg white until stiff and fold into the coffee mixture. Pour into two glasses and serve. Makes 2 servings.

**Frosted mocha:** Combine 1 cup cold cocoa or chocolate milk with 2 tbs. coffee syrup. Add a small serving of vanilla or chocolate ice cream and whip thoroughly.

**To make iced coffee:** Pour hot double strength coffee into a glass filled with ice. (Make double strength coffee by using the regular amount of coffee and half the usual amount of water.) Or pour pre-cooled coffee over ice.

Pottery courtesy, Stein Importing Co.

Tested in THE AMERICAN HOME KITCHEN

## ◆ puddings and tarts

**Vanilla pudding:** 1. Prepare vanilla pudding as directed on package. Cool and fold in 1 cup of fresh or canned berries. Pour into baked tart shells. Garnish with berries.

2. Add  $\frac{1}{2}$  tsp. grated lemon rind to pudding. Cool. Place fresh or canned peach, pear or apricot half in sherbet glass, fill to top with cooled pudding mixture. Chill and serve plain or sprinkled with chopped nuts or shredded coconut.

3. Spread cooked rice in a shallow refrigerator dish, sprinkle with cubes of currant or mint jelly. Chill. Pour cooled pudding over rice and jelly. Chill well before serving.

**Chocolate pudding:** 1. Prepare chocolate pudding as directed on the package. Cool. Crush peppermint stick candy (about  $\frac{1}{4}$  cup). Fold crushed candy into cooled pudding; spoon into sherbet glasses and chill. Serve with a meringue topping or a swirl of marshmallow whip.

2. Combine chocolate and vanilla pudding. Prepare each pudding as directed on the package. Spoon them in separate layers into sherbet glasses.

**Butterscotch pudding:** Prepare butterscotch pudding as directed on the package. Garnish with a sprinkling of chopped peanuts, graham cracker or vanilla wafer crumbs, slices of pineapple and sprigs of mint, or triangles of cinnamon toast.

Tested in THE AMERICAN HOME KITCHEN

## ◆ lawn party punch

2 cups hot, strong tea  
1 small bunch fresh mint  
 $\frac{1}{2}$  cup lime juice  
1 cup orange juice  
2 cups light corn syrup

Dash of salt  
3 cups unsweetened grape juice  
4 qts. sparkling water  
Orange and lemon slices

COMBINE tea, mint, lime juice, orange juice, corn syrup and salt. Let stand until cool; strain and chill. Add grape juice. Pour over ice in punch bowl. Just before serving add the sparkling water. Garnish with orange and lemon slices.

Makes 50 punch cup servings

Tested in THE AMERICAN HOME KITCHEN

## ◆ varying ice cream

**Varying ice cream mix:** Prepare ice cream mix according to the directions on the package. Serve in its natural flavor or use one of the following variations: For the liquid indicated on the package substitute root beer, cola type beverage, ginger ale, cold coffee, equal parts orange juice and water and 1 tsp. grated orange rind or equal parts apple juice and water.

Prepare ice cream mix according to the directions on the package. After the second beating (when mixture has doubled its volume) fold in one of the following variations:  $\frac{1}{2}$  cup toasted shredded coconut,  $\frac{1}{2}$  cup crushed vanilla wafer crumbs,  $\frac{1}{2}$  cup crushed chocolate bits,  $\frac{1}{2}$  cup chocolate malted milk,  $\frac{3}{4}$  cup crushed peppermint stick candy or  $\frac{3}{4}$  cup crushed peaches or fresh berries.

**Serving homemade or commercial ice cream:** Give a choice of sundae sauces. Put crushed berries, sliced peaches mixed with raspberries, and chocolate or maple nut syrup in individual dishes on a platter and serve with ice cream.

**Serve ice cream in a cereal ring:** To make cereal ring place  $\frac{1}{2}$  cup brown sugar and 2 tbs. margarine in a saucepan over low heat stirring occasionally until melted. Add 1 cup of cereal flakes and 1 cup puffed cereal and toss lightly until coated with syrup. Spread in greased ring mold. Cool. Unmold on platter and serve ice cream in the center.

Tested in THE AMERICAN HOME KITCHEN

TRICKS  
of the  
TRADE



**Attention cherry fans:** Pit cherries and put in serving bowl. Sprinkle with sugar and cover with orange juice. Chill several hours in refrigerator before using



**Serve berries with berry sauce:** Wash or crush berries and sweeten with corn syrup and sugar. Chill and serve with the whole berries instead of cream and sugar




**Melba Tarts:** Cut rolled-out pastry in six-inch squares. Put peach halves filled with raspberries in centers. Fold over pastry, press edges together and bake




**Fruit with frozen cheese:** Mash together 1 c. cottage cheese,  $\frac{1}{4}$  c. each of cream and blue cheese and  $\frac{1}{2}$  c. light cream. Freeze and serve with fresh fruit






◆ milk shakes



◆ fruitade




◆ sparkling refreshers

usually plentiful. Although oranges are exceptionally small this year, they are juicy and equal in flavor and vitamin content to the larger fruit. We can't improve on nature's first choice of beverage for children—good cold milk. For boys and girls who must be beguiled into taking what most of them clamor for, one of the most potent persuasions is a dash of chocolate for flavor. Desserts in summer are very important. They provide proper nourishment to a light meal for many persons who, jaded by the heat, might not eat


enough without these tempting and refreshing climaxes. We are lucky to have on the market many ready-prepared, easy desserts. One favorite is a pudding similar to the old-fashioned cornstarch pudding. This comes in three flavors—vanilla, chocolate, and butterscotch. Preparation is almost nil and the result is always uniform and good. With slightly different treatment they are transformed into pies and sauces. Cool, translucent, fruit-flavored gelatins are easy desserts. They chill in the refrigerator while the mercury climbs.

Here's a cheerful note from the ice cream front. We have been promised more commercial ice cream this summer, but our favorite corner store may not have a supply to take out every time we call. You can enjoy homemade ice cream by using a prepared mix, sparing your sugar.


Most of us think of gingerbread as a winter dessert, but it really goes temptingly all around the calendar. The prepared mixture is simple to use and in a few minutes is ready to pop in the oven. You'll like it for making cookies.



◆ mocha chiffon pie



◆ using gingerbread mix



◆ quick gelatin desserts

## ◆ quick gelatin desserts

**Orange coconut delight:** Prepare and whip orange-flavored gelatin according to the directions given on the package. Pour into dessert dishes and chill thoroughly. Place orange sections on top and sprinkle with shredded coconut.

**Lime supreme:** Prepare lime-flavored gelatin according to the directions on the package. Pour  $\frac{1}{2}$  cup of the gelatin into a small shallow pan. Chill until firm and use for a garnish. Whip the remaining gelatin according to the directions on package and chill until firm. Spoon up into serving dishes and garnish with gelatin cubes.

**Strawberry mold:** Prepare strawberry-flavored gelatin according to the directions given on the package. Pour into individual molds and chill until firm. Unmold into dessert dishes. Put sliced fruit or berries over the top. Serve with a vanilla sauce made from prepared vanilla pudding.

**Lemon butterscotch tarts:** Prepare and whip lemon-flavored gelatin according to the directions given on the package. Prepare butterscotch pudding as directed on the package. Chill the pudding. Gradually fold the pudding into the whipped gelatin. Pour into baked tart shells and chill until firm.

Tested in THE AMERICAN HOME KITCHEN

## ◆ using gingerbread mix

**P**REPARE the contents of one package of gingerbread mix according to the directions given on the package. Pour batter into a greased 8-inch square pan and bake as directed. Cool. Either cut gingerbread in half and spread whipped cream cheese between layers or place a tablespoonful on top of each piece. Serve with hot lemon sauce made as follows: Combine  $\frac{1}{2}$  cup sugar, 2 tbs. cornstarch,  $\frac{1}{2}$  cups boiling water, and 2 tbs. thinly-sliced lemon rind in a saucepan and cook, stirring constantly until sauce thickens (about 5 minutes). Remove from fire and add 2 tbs. lemon juice, 2 tbs. margarine and  $\frac{1}{8}$  tsp. salt.

### Ginger Cookies

Add 2 tbs. melted shortening to the contents of a package of gingerbread mix. Stir in  $\frac{1}{4}$  cup milk or water, mix thoroughly and chill in refrigerator for 30 minutes. Roll out dough  $\frac{1}{4}$  inch thick on a floured board. Cut cookies into any desired shapes. Place on a greased cookie sheet and bake in a moderate oven  $350^{\circ}\text{F}$  about 10 minutes. These cookies may be cooled and iced, with pink and white frosting.

Makes 30-40 cookies

Tested in THE AMERICAN HOME KITCHEN

## ◆ mocha chiffon pie

Preparation time: 30 min.  
(2 hrs. chilling time)

- 1 tbs. unflavored gelatin
- $\frac{1}{4}$  cup cold coffee
- 2 cups milk
- 1 pkg. prepared chocolate pudding
- 2 eggs separated
- $\frac{1}{2}$  tsp. vanilla
- $\frac{1}{4}$  cup butter or vitaminized margarine
- $\frac{1}{4}$  cup sugar
- $\frac{1}{4}$  cups crushed graham cracker crumbs

**S**OFTEN gelatin in the coffee. Add the milk to the prepared chocolate pudding, place in the top of a double boiler over boiling water and cook until thickened. Add beaten egg yolks and cook for two minutes longer. Remove from heat; add softened gelatin and stir until dissolved. Cool. Beat egg whites until stiff but not dry and fold into the chocolate mixture. Add the vanilla. Pour into the crumb crust made as follows: Cream butter; add the sugar and cream together. Blend in cracker crumbs and line a greased 9-inch pie pan with this mixture. Bake in a moderate  $350^{\circ}\text{F}$  oven for 10 minutes. Cool before the filling is added. Place filled pie in refrigerator and chill until set. If desired, sprinkle chopped nuts on top of pie before serving.

Tested in THE AMERICAN HOME KITCHEN

Serves 6-8

## ◆ sparkling refreshers

**Cherry flip:** Chill 1 qt. bottle of cherry soda, 1 pt. bottle orange soda and 1 pt. bottle of lemon soda. Combine in a pitcher. Put orange and pineapple slices and cherries on glass stirring rods and place in each glass when serving. Makes 6 glasses.

**Creole cooler:** Chill 1 qt. bottle raspberry soda, 1 pt. bottle of the cola-type beverage and 1 pt. ginger ale. Combine in a pitcher and serve with fresh raspberries as a garnish. Makes 6 glasses.

**Grape cola punch:** Chill 1 pt. bottle of grape soda, 1 pt. bottle cola-type beverage and 1 pt. ginger ale thoroughly in the refrigerator. Combine in a pitcher and serve with sprigs of mint. Makes 4 glasses.

**Orange ginger punch:** Place 1 qt. lemon or orange ice in a punch bowl and pour in 2 qts. of ginger ale. Garnish with orange slices and cherries. Makes 12 to 15 punch glasses.

**Grapefruit whizz:** Combine  $2\frac{1}{2}$  cups chilled grapefruit juice and  $1\frac{1}{2}$  cups grape juice. Sweeten to taste with part sugar and corn syrup. Pour into 8 glasses and fill with sparkling water.

Tested in THE AMERICAN HOME KITCHEN

## ◆ fruitade

**Lemon syrup:** To 2 cups lemon juice (12 large lemons) add 1 cup sugar, 4 tsp. grated lemon peel and mix well. Makes 1 pt. of lemon syrup. Store in a covered jar in the refrigerator. To make lemonade use  $\frac{1}{4}$  cup lemon syrup,  $\frac{1}{2}$  cup water or berry juice and ice. Garnish with slices of lemon or orange and cherries. If desired moisten edge of glass with lemon juice and dip in sugar or dextrose.

**Orange gingerade:** Combine 2 cups orange juice,  $\frac{1}{2}$  cup lemon juice,  $\frac{1}{4}$  cup sugar and 1 pt. of ginger ale. Serve at once over cracked ice in tall glasses and garnish with sprigs of mint. Serves 6.

**Orange cup:** Sweeten 4 cups orange juice with part sugar and corn syrup to taste. Pour into glasses and add a serving of lemon sherbet to each glass. Garnish with orange slices.

**Lime fizz:** Sweeten 1 cup lime juice with part sugar and corn syrup to taste, and stir until dissolved. Pour into 4 to 6 glasses, add ice and fill with sparkling water.

**Lime raspberryade:** Follow the directions given for the lime fizz and add a small ball of raspberry ice instead of ice.

Tested in THE AMERICAN HOME KITCHEN

## ◆ milk shakes

**Chocolate shake:** Add 2 tbs. chocolate or cocoa syrup or malt powder to 1 cup of milk. Beat or shake well and pour into a tall glass. Serve with a scoop of chocolate ice cream. Makes 1 serving.


**Peppermint shake:** Scald 4 cups of milk in a double boiler. Add  $\frac{1}{2}$  cup crushed peppermint stick candy and stir or shake until the candy is dissolved. Chill and pour into glasses. Top with whipped light cream and sprinkle with crushed peppermint candy. Makes 6 servings.

**Maple shake:** Add  $\frac{1}{4}$  cup maple syrup to 1 qt. milk and stir or shake well. Pour into tall glasses which are half filled with ginger ale. Makes 6 servings.

**Strawberry flip:** Place a serving of strawberry ice cream in a tall glass or shaker. Add  $\frac{3}{4}$  cup milk and stir or shake. Fill glass with sparkling water.

**Molasses chocolate syrup:** Break 4 squares of unsweetened chocolate into several pieces. Melt in a double boiler over hot water. Stir in  $\frac{3}{4}$  cup molasses. Add  $\frac{3}{4}$  cup boiling water and continue to cook until mixture is creamy but not thick. Cool. Add 1 tsp. vanilla. Store in a covered container. For every 1 cup milk add 4 tbs. of the molasses chocolate syrup and stir or shake well.


Tested in THE AMERICAN HOME KITCHEN




Add peppermint flavoring to chocolate pudding, spread on sheet of sponge cake, roll up and slice




Add grated orange rind to pastry for tart shells, bake and fill with prunes mixed with marmalade




Make triple decker sandwiches of apple sauce and graham crackers. Serve with custard sauce or cream



◆ fish mousse



◆ jellied liver loaf




# Cool Entrees


**L**ADY, you love your family and they love you, but you have a friend who is helping to cement the bond between you year after year. We refer to your refrigerator. Its primary function, of course, is to insure the proper preservation of food. In doing this it protects the health of your family. In addition it is really your best and most indispensable hot weather ally. Without its help you could not turn out these exclamatory entrees given here. Without its connivance you could not be presiding over your pretty dining table while your family, all tuckered out, wonder how you have achieved such food and such serene calm at one and the same time, and that a hot time.

Yet in recommending these chilled main dishes we urge upon you menu-makers one important concomitant, something hot. It may be soup or beverage, vegetable or dessert. But no meal, however extreme the heat, is complete without this contrast and this friendly stimulant to digestion and appetite.


◆ cold meat pies



◆ chicken and egg mold



◆ cucumber cheese molds



## ◆ cucumber cheese molds

**Preparation time: 25 min.**  
(2 hrs. chilling time)

- 1 tbs. unflavored gelatin
- ¼ cup cold water
- 1½ cups cottage cheese
- 1 tsp. salt


**S**OFTEN the gelatin in the cold water. Place over boiling water and stir until gelatin is dissolved. Cool slightly and add to cottage cheese. Season with salt and paprika. Add cucumber, nuts and mayonnaise and mix lightly. Pour into individual molds or a large mold which has been rinsed in cold water. Chill until firm.

**Serves 6**

**279 cal. per serving**

**Source of vitamin A**

*Tested in THE AMERICAN HOME KITCHEN*



Wrap pastry and cooky dough in waxed paper and store in the refrigerator until ready to be used

## ◆ chicken and egg mold

**Preparation time: 20 min.**  
(2 hrs. chilling time)

- 2 tbs. unflavored gelatin
- ½ cup cold water
- 1 cup hot chicken broth
- 1 cup mayonnaise
- 1½ tsp. curry powder
- 2 cups cooked chicken finely chopped

**S**OFTEN gelatin in cold water. Add hot chicken broth, stir until gelatin is dissolved. Cool. Mix mayonnaise with curry powder and add to chicken, eggs, green pepper, and celery. Season with salt and pepper. Combine gelatin and chicken mixture. Pour into wet mold. Chill until firm. If desired, place molded chicken on water cress and garnish with avocado slices and radish roses.

**Serves 6-8**

**484 cal. per serving**

**Source of vitamins A, C**

*Tested in THE AMERICAN HOME KITCHEN*



Cover leftovers tightly or put in covered containers to prevent drying and the transfer of odors

## ◆ cold meat pies

**Preparation time: 1¼ hours**

- Pastry
- 1 lb. boneless veal (cut in 1 inch cubes)
- 1 tbs. vegetable bouquet sauce
- 1 tsp. salt
- ¼ tsp. pepper
- ¼ tsp. marjoram
- 3 tbs. shortening
- 1¼ cups veal stock
- ¾ cup sliced onion
- ½ cup chopped celery
- ¾ cup sliced mushrooms

**R**OLL out pastry and cut in 4-inch rounds. Fit these rounds in muffin pans. Cut out enough 3-inch rounds to be used as top crusts for the pies. Place veal in a bowl. Add vegetable bouquet sauce, salt, pepper, marjoram and mix thoroughly. Melt shortening in a skillet, add the seasoned veal and cook until meat is well-browned on all sides. Add stock, onion, celery, and mushrooms and simmer 15 minutes longer. Place in the individual pie shells, cover with top crusts and bake in a moderate oven 350°F for 45 minutes. Cool and put in refrigerator until ready to serve as a cold entree, or serve hot.

**Serves 6**

**397 cal. per serving**

**Source of vitamins A, B complex**

*Tested in THE AMERICAN HOME KITCHEN*



Cool hot foods before putting them in the refrigerator and avoid the waste of precious current

## ◆ jellied liver loaf

**Preparation time: 30 min.**  
(2 hrs. chilling time)

- 1 tbs. unflavored gelatin
- ½ cup cold water
- 1 cup hot beef bouillon
- 1 lb. beef liver diced
- ¼ lb. mushrooms sliced

- ¼ cup chopped onion
- ½ cup chopped celery
- ¼ tsp. salt
- Dash of pepper
- 1 tsp. Worcestershire sauce

**S**OFTEN gelatin in cold water. Add hot bouillon and stir until gelatin is dissolved. Sauté liver, mushrooms and onion until tender. Put through food chopper and add celery. Season with salt, pepper and Worcestershire sauce. Fold into gelatin mixture and pour into loaf mold which has been rinsed in cold water. Chill until firm. If desired, garnish loaf with slices of hard-cooked egg and serve with sliced tomato.

**Serves 6-8**

**107 cal. per serving**

**Source of vitamins A, B complex**

*Tested in THE AMERICAN HOME KITCHEN*

## ◆ fish mousse

**Preparation time: 25 min.**  
(2 hrs. chilling time)

- 1 tbs. unflavored gelatin
- ¼ cup cold water
- ¾ cup thick sour cream
- 1 tbs. vinegar
- ¾ tsp. salt
- ¼ tsp. pepper

- 2 cups flaked tuna fish, salmon or other cooked fish
- ½ cup chopped celery
- ¼ cup chopped green pepper
- 2 tbs. chopped pimento

**S**OFTEN gelatin in cold water. Place over boiling water and stir until gelatin is dissolved. Cool slightly and add the sour cream, vinegar, salt and pepper and mix well. Add the tunafish, celery, green pepper, and pimento and mix lightly. Turn into individual molds or a large mold which has been rinsed in cold water. Chill until firm.

**Serves 6**

**208 cal. per serving**

**Source of vitamins A, C**

*Tested in THE AMERICAN HOME KITCHEN*

## ◆ aspic entrees

**Preparation time: 25 min.**  
(2 hrs. chilling time)

- 1 tbs. unflavored gelatin
- ¼ cup cold stock or bouillon
- ¼ cups hot stock or bouillon

- 1 tbs. grated onion
- ½ tsp. salt

**S**OFTEN the gelatin in the cold stock. Add hot stock and stir until dissolved. Add onion and salt and chill until almost set. Fold in one of the mixtures given below, pour into a mold which has been rinsed with cold water and chill until firm.

**Fish in aspic:** Mix together 2 cups flaked tuna fish, 1 tsp. lemon juice and ½ tsp. salt and add to basic aspic.

**Meat in aspic:** Mix together 2 cups cooked ground meat, 2 tbs. chopped green pepper, 2 tbs. chopped pimento, ¼ cup chopped celery and ¼ cup mayonnaise. Season to taste. Add to basic aspic given above.

**Vegetables in aspic:** Mix together 2 cups cooked mixed vegetables, 2 hard-cooked eggs chopped and ¼ cup mayonnaise. Season to taste. Add to the basic aspic given above.

WILL YOUR NEW HOME EVER  
GET YOU "OVER A BARREL"?  
...here's one way to prevent it!



● If the post-war home you plan to build or buy should ever cost too much to heat—you may find yourself "over a barrel" when you try to sell or rent.

And one of the best ways to protect yourself against that possibility is to be sure you get an *adequate chimney*. This means a chimney with flues big enough to handle not *only* the expensive fuels—but *also Bituminous Coal*, which of course, is the most economical of all home-heating fuels.

Then, at any time in the future, you'll be free to switch to Bituminous

Coal even if you *now* plan heating with some other fuel. The extra cost of such a chimney flue is only about \$16 for the average 7-room house.

Better than four out of every seven homes in the United States use coal! You'll find Bituminous Coal gives the steadiest, most uniform and dependable heat. And, when used in a modern stoker, Bituminous Coal is also an "automatic" fuel—as well as clean and odorless.

Discuss this important subject with your architect or builder. It will pay you to do so!



**AN ADEQUATE CHIMNEY**—with a flue efficient for burning Bituminous Coal—is also efficient for any other fuel you might choose. And, when you consider that today's costly fuels may be even more so in the future—you see why it's so sensible to provide for being able to burn Bituminous Coal, which will always be plentiful and economical because America has a 3,000-year supply!

**BITUMINOUS COAL INSTITUTE, 60 EAST 42ND STREET, NEW YORK 17, N. Y.**



Flatware—Grand Colonial, courtesy of R. Wallace and Sons Mfg. Co. China—Spode "Old Salem" by Copeland and Thompson. Glassware—Milk Glass Ice Tea, Della Robbia pattern, by Westmoreland Glass Co. Camp Chairs—Abercrombie and Fitch Co. Ideas executed by Dennison Mfg. Co.

# At Sea on the Porch!

**Helen Emily Webster**

F. M. Demarest

To launch Miss Betty Bidwell  
On the matrimonial sea  
A sailing shower seemed just the thing  
As we hope you will agree.  
Kitchen Shower . . . Allen's Moorings, 346 Cedar Avenue

Then with a gift for cargo  
Won't you join our jolly crew?  
On Thursday next at one o'clock  
There's a passage booked for you.



AND with that bit of doggerel enticement, the mood is set for the novelty event of your hostess career—a boatless, waterless sailing cruise that can be held with equal effectiveness right on the front porch, in the living room, or on the bay of the front lawn! Whether your party is for someone embarking on the sea of matrimony, a baby soon to sail the seas of life, a lucky traveler adventure-bound, or a young man sailing into Navy life, a seafaring build-up is the perfect answer for summer-time fun.

From the moment your guests set foot upon the gangplank, a wide board laid over the steps to your porch or door, give them salt air atmosphere. Set your deck with card tables, striped deck chairs, and campstools. If the party is held indoors, roll back the rugs and have your deck floor bare and cool. Stretch a rope railing around the wall. (Imitate rope with crepe paper if the former is scarce.) Against the rail, place cardboard anchors and life preservers, and scatter shipshape coils of rope, whitewashed nail kegs, and red and green ship's lanterns placed here and there in corners. (You may have to do a little borrowing—but the final effect will be worth it.) Strings of bright yachting pennants will add further to a definitely nautical atmosphere. Make them of paper or cambric, either following the colored plates to be found in any unabridged dictionary or using your own imagination for



*Ever hear the one about the College Professor and the Insurance Salesman?*

It seems as though there was this college professor who was always forgetting things. Not that he was absent-minded . . . professors really aren't. This prof, like everybody else, had a lot on his mind. To add to his confusion, he had several important papers hidden around his house. One was back in his desk drawer. Another was buried in his bureau. Some more were exiled to his strongbox. And never seeing them much, he never did much about them. In fact, he seldom gave them more than just a passing thought . . . which was bad.

However, one fine day a smart insurance man put a bee in the professor's ear. "Just give me all those mysterious insurance policies of yours and I'll show you something new . . . *The Employers' Group Family Insurance Policy*. All the theft, liability, automobile, personal property, and many other coverages . . . exactly what you need, no more, no less . . . will be included in this *one* modern policy. You'll have *freedom from worry over financial loss* all tied up in one package."

Well, to cut the story short, the professor saw the light. And so have thousands of other wise and careful people. For this new Family Insurance Policy . . . now available in most states . . . offers new and better protection in a convenient, simplified way. See your local Employers' Group Agent . . . *The Man with the Plan* . . . for complete information.

*The Man with the Plan* brings you news by Cedric Foster . . . Sunday evenings over a national radio hook-up. Consult your radio page for time and station.



**The Employers' Group**  
SURETYSHIP • INSURANCE  
*Fidelity, Surety—Fire, Inland Marine, Casualty*

THE EMPLOYERS' LIABILITY ASSURANCE CORP., LTD.  
THE EMPLOYERS' FIRE INSURANCE CO.  
AMERICAN EMPLOYERS' INSURANCE CO.  
*One Liberty Square, Boston 7, Mass.*



**THE EMPLOYERS' GROUP MAN IS THE MAN WITH THE PLAN**

# For that postwar home you'll want NEW BRUCE FINISHED FLOORS



## Beauty

Almost breath-taking . . . the beauty of new Bruce Finished Floors. Wait'll you see them! You'll agree they're truly America's beauty floors. The secret? Carefully selected oak, finished to perfection at the Bruce plants.



## Wear

Here's beauty that's not just surface deep. It's part of the floor, because the special Bruce Finish penetrates into the wood . . . all the beauty's sealed in tight. Bruce Finished Floors resist wear and won't scratch like ordinary floors.



## Upkeep Ease

Because dust can't cling or dirt get in . . . cleaning is made extra easy, extra quick. So, when you build or remodel, take your building expert's advice: choose Bruce Finished Floors, postwar product of the largest maker of hardwood floors. You'll get beauty, wear, upkeep ease.

*It's the Finish that Counts in Floors*

# BRUCE

Finished Hardwood Floors



E. L. BRUCE CO. • MEMPHIS (1), TENN.

designs. For the coolest possible color scheme, keep to blue, green, and white. Perhaps your guests will choose to come in sailing costume. At any rate, you can welcome each "gob" on board with the present of a sailor hat to be worn during the afternoon's cruise. These can be bought quite inexpensively, or they can be made of starched cotton or heavy white paper. Make the one who distributes them an arm band labeled "Storekeeper." Let's make the party for one o'clock luncheon, served at card tables. Each table will have a cover of navy-blue crepe paper appropriately decorated. For covering, make a 38" square of blue paper by stitching two 9" by 38" strips to a 20" by 38" strip. On four 10" by 60" bands of blue paper stitch border strips of white, green, and blue paper. Make the white 7" deep, the green, 6", and the blue, 5". Scallop one edge. Sew bands around square, allowing 10" to extend beyond corners, and join corners by mitering. (See Fig. 2.) Napkins to match are slipped through white cardboard cut to look like life preservers. Each life preserver is also a place card bearing, as if it were the name of a ship, the name of the guest to be seated there. White paper plates on your blue-covered tables will be most effective. At each place set toy sailboats made of cardboard with wire or meat skewer masts, bearing generous cargoes of candy mint lifesavers. Omitting the life preservers if you like, fly place card pennants instead from each tiny mast. A pipe-cleaner doll in blue sailor suit and thimble-sized white cap may serve as crew for each craft. Use white Mat Stock or cardboard for boat (Fig. 1). Fold sides upward from dotted lines. Fasten ends together with gummed paper tape. Along top edge, paste a decorative narrow band of green crepe paper and around sides of a small nut cup or ramekin paste a strip of National Blue crepe paper. Paste cup between sides of the boat, allowing one half inch of paper to extend beyond cup top. For center mast, cut a 9" piece of wire and bend down 3" into a flat spiral. Fasten this to inside of cup with gummed paper tape. Twist center of a piece of wire 6" long around the mast. Cut sails (Fig. 2) out of white crepe paper and paste to wire. For flag, paste a trim green angle of crepe paper to top mast. The sailor boy is easy. For his head, roll a 2" square of sand colored crepe paper around a ball of cotton. Tie with thread and paint features with crayon or water color paint. Use two wire pieces each 3 1/2" long for arms and legs. Bend back quarter of inch at one end for foot. Wrap wires in sand crepe paper. Cut two trouser

## DON'T STOP NOW!

Continue to save and salvage all waste paper until the last gun is fired. Paper is still one of our most critical shortages. Sort it, bundle it, and turn it in each week to the paper collection center

SAVE TIME...STOP WASTE

GET WISE  
TO WAXED PAPER



Young Mother Hubbard deserves lots of praise...She's learned how to save in many wise ways.



With waxed paper handy she cuts out food waste...Her left-over dishes keep all their good taste.



By wrapping up foods she avoids ration sorrow...Her ice box will keep them good for tomorrow.

Wax and paper do many vital war jobs. That's why waxed paper may not always be available . . . so keep it on your shopping list. Please buy only what you need and use it sparingly.

**MOORE & MUNGER**  
PARAFFIN WAX FOR OVER 50 YEARS

Suppliers to the Makers of Your Favorite Waxed Paper Products

YOU CAN MOUNT  
NEGATIVES RIGHT UNDER  
SNAPSHOTS IN ALBUM  
WHEN YOU USE NUACE  
MOUNTING CORNERS



KEEP THEM WHERE  
THEY WON'T GET  
LOST OR HARMED.



Cost no more than other corners. Only 10c per 100 in most colors. Available in Black, White, Gray, Green, Red, Sepia, Ivory, Pink, Blue, Victory, Gold and Silver. At 5c and 10c Stores, Drug, Camera, Stationery and Dept. Stores everywhere



Ace Art Co.  
Reading, Mass.

LOOK FOR NAME NUACE ON PACKAGE!





it's Time  
for **HORLICK'S**

Is your icebox raided regularly for 'tween meal and before bedtime snacks? Then keep Horlick's Tablets ready to hand these hungry marauders and everybody'll be happy! Because Horlick's Tablets, like Horlick's, the Original, is a specially prepared combination of full cream milk and cereals — in concentrated form — they quickly supply the wholesome nourishment of these high energy foods. And since Horlick's is made for fast, easy digestion these tasty tidbits help satisfy hunger and fight fatigue without spoiling appetites or sleep.

There's no fuss nor muss to eating or serving Horlick's Tablets. Get both natural and chocolate.\* Economize on the 43¢ size. Tuck 10¢ and 25¢ sizes in pockets and lunch boxes.

\*Chocolate flavor sweetened.

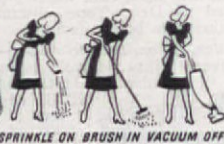
**HORLICK'S** — the Original  
**TABLETS — POWDER**

KEEP  
RUGS AND CARPETS CLEAN  
with easy-to-use

**Powder-ene**



...in the **Blue**  
shaker-top  
container



SPRINKLE ON BRUSH IN VACUUM OFF

no liquids •  
no suds •

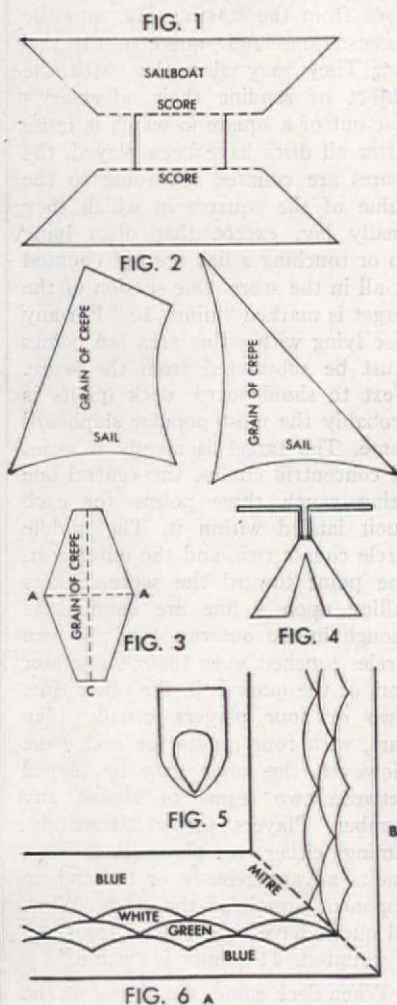
Keep your rugs and carpets clean and colorful. Care for them as usual, but once or twice a month sprinkle on Powder-ene. Brush it in. An hour or two later, vacuum it off. It does not cause matting, mildew or fading — does not remove curl from twist pile. Does not leave rings when you clean small areas... Keep them clean with Powder-ene. VON SCHRADER MANUFACTURING CO., Racine, Wisconsin.



PATENTS 2,344,260 AND 2,344,247

THE AMERICAN HOME, JULY, 1945

legs out of blue crepe paper (Fig. 3). Fold as indicated and paste together. Slip legs in and tie waist with thread. Bend wire (Fig. 4) for arms and wrap in blue crepe paper. Cut collar (Fig.



6) from blue paper and paste with tiny white vestee. For gob's hat, fold in half lengthwise, a strip of white crepe paper 22" long and 16" wide. Fold edges back 3", paste or sew up seam and gather open edges at top with thread. Stretch turned-up band on gob's hat for a slight flair.

To bring the tang of the sea right to your table, serve steaming clam chowder. Delicious orange and avocado salad may be heaped in the holds of avocado boats, with triangles of toast as sails. Convoy each salad ship with plenty of life preserver sandwiches cut with a doughnut cutter and follow the fleet with doughnuts heavily sugared and so decorated with bands of colored paper as to be quite obviously lifesavers, not "sinkers."

After luncheon the cruise passengers will want to while away the long, lazy hours on deck with a few not too strenuous games. One will be shuffleboard, of course. There is no game more popular with ocean voyagers, and it can be played quite as enjoyably at home as on the high seas. A concrete driveway is an excellent place for playing. Draw the target diagram with chalk, and use blocks or even paper plates for discs, with brooms for shoving paddles. Indoors, table shuffleboard is played by pushing checkers with table forks toward the target, drawn on paper to a similar scale and laid on a card table. In either case the procedure of the game

JOIN THE THOUSANDS WHO ARE CHANGING TO THIS NON-RUB FLOOR WAX.

**EASY TO CLEAN**  
—that floors protected with  
**TAVERN WAX!**



This Non-Rub Floor Wax has a Longer-Lasting Lustre that protects all kinds of floors—linoleum, wood, rubber and asphalt tile. Spilled things wipe up in a jiffy. Even water spots can't spoil that Tavern lustre!

Take a tip from thousands of housewives — and change to Tavern—the Non-Rub Floor Wax specially developed by Socony-Vacuum! This longer-wearing wax takes only seconds to apply! Dries in 20 minutes! And the Tavern finish actually brightens with use!



Guaranteed by Good Housekeeping if defective or not as advertised therein.



Typical symbol of hospitality—Mermaid Tavern, Famous Shakespearian Inn, at Rye, England



**Tavern Paste Wax, Tavern Liquid Wax**  
These two famous buffing waxes clean as they polish—remove ugly marks. They bring out the beauty of wood floors. Protect window-sills, woodwork, furniture and painted surfaces. Get Tavern Waxes at your favorite hardware, department or grocery store.

**TAVERN HOME PRODUCTS**

Also: Tavern Window Cleaner, Tavern Lustre Cloth, Tavern Electric Motor Oil, Tavern Parowax or Paraseal Wax, Tavern Leather Preserver, Tavern Dry Cleaner, Tavern Rug Cleaner, Tavern Furniture Gloss, Tavern Paint Cleaner, Tavern Candles

# Star of the high dive gets his IRON every day



When delicious iron-rich BOSCO is added, children love milk

Youngsters drink their daily quota of milk with gusto when wonderful-tasting Bosco is added. They love its chocolate flavor . . . the extra goodness it adds to milk. In addition it's mighty rich in Iron and Vitamin D. Four teaspoonsful of Bosco in a quart of milk

supply the full minimum daily requirement of these elements.

★ War conditions may prevent your grocer giving you all the Bosco you want. When this happens, please ask for it again and be patient if he is temporarily out of stock.

**CHOCOLATE FLAVORED BOSCO SURE MAKES MILK TASTE SWELL!**



is the same on either deck or table.

Either two or four persons, playing in pairs, take part, each side having a pusher and six discs of one color. They shove their discs alternately, the object being to send the discs from the starting line into the highest numbered square of the target. They may also play with the object of sending their adversary's disc out of a square in which it rests. After all discs have been played, the scores are counted according to the value of the squares in which they finally lay, except that discs lying on or touching a line are not counted at all in the score. One section of the target is marked "minus 10." For any disc lying within this area ten points must be subtracted from the score. Next to shuffleboard, deck quoits is probably the most popular shipboard game. The target is simply a series of concentric circles, the central one being worth three points for each quoit landed within it. The middle circle counts two, and the outermost, one point toward the score. Quoits falling upon a line are counted as though in the outermost of the two circles touched, even though a greater part of the quoit is in the other ring. Two or four players usually take part, with four quoits for each side. However, the game may be played between two teams of almost any number. Players throw alternately, aiming either to place their own quoits advantageously or to send an opponent's quoit off the target. When all quoits have been tossed, the score is counted. 21 points is "game."

When deck games are played on the veranda or in the living room, fruit-jar rings make excellent and harmless quoits. Get them in two colors if possible, making it easier to distinguish between the shots of the two teams. If this is not convenient, a loop of colored string will make the distinction without interfering with the usability or with the fun.

If the day is unusually warm, our sea-going guests may prefer a cool game of Yacht, played at tables in the shade, with no more exertion than tossing the dice. Five dice are used, and any number of players from two upwards may take part in the twelve rounds or events of the game which are listed in the left-hand column of a score sheet and defined as follows: 1. *Ones*, 2. *Twos*, 3. *Threes*, 4. *Fours*, 5. *Fives*, 6. *Sixes*. The score for any of these six events is the number thrown for multiplied by the number of times a player succeeds in throwing it. 7. *Full House*, three of one denomination and two of another. 8. *Four of a kind*. 9. *Choice*, any five dice thrown. These three events score the added value of the five dice thrown. 10. *Little straight*, a one, two, three, four, and five. 11. *Big straight*, a two, three, four, five, and six. Each of these events counts 30 points. 12. *Yacht*, or five of a kind, scores 50 points for the game.

At each round of play a player throws all five dice in an attempt to

An easy way to flavor POTATO SALAD!



DRESS IT UP WITH **DURKEE'S FAMOUS DRESSING**

Boil 4 large potatoes in jackets. Peel; while warm, dice; add salt, pepper, 1 chopped onion. Blend 1/2 c. Durkee's Dressing, 1/2 c. mayonnaise; mix well into salad. Garnish.

Durkee's Dressing gives new appeal to this old favorite! Try it on sandwiches, fish, meat, or cheese dishes, too. What tang! Write for new, EASY-TO-DO RECIPES to Durkee's, Dept. AH-7, Elmhurst, L. I.



## BASEMENT DAMP?

**SOLVAY AIR-DRYETTE, JR. and SOLVAY CALCIUM CHLORIDE**



Now available again . . . for absorbing excess dampness from the air in game rooms, work shops, closets, etc. Original, patented unit insures quick results. Cuts losses from mold, mildew, warping. Easy to use, inexpensive, compact. Thousands in use. Sold with Solvay Calcium Chloride. Write today for descriptive literature to . . . **SOLVAY SALES CORPORATION** Dept. 142-7, 40 Rector St., New York 6, N. Y.

## STOP THAT DRIP



**NO Drip TAPE** EFFECTIVE IMMEDIATELY  
New! A sure cure for condensation drip from cold water pipes. Pliable, cork-filled NoDrip Tape eliminates wet floors, makes idle space usable!

Quick, Clean, Easy to Apply—No tools needed. Covers joints as well as straight pipes. At hardware, dept. stores, lumberyards. Roll, enough for 7 feet of 1/2" pipe. Higher cost of 1/2" and Canada. **FREE CIRCULAR** **J. W. MORTELL CO.** 524 Birch St. Kankakee, Ill.

## FOLEY FOOD MILL RECIPES

**60 RECIPES** made with the Foley Food Mill to tempt the appetite and add variety to family meals. Enjoy such dishes as Creole Bean Soup, Fish Spencer, Shepherd's Pie, Potato Doughnuts, Carrot Cookies, Oatmeal Apple Crisp, Pumpkin Bavarian Cream, Apple Sauce, Tomato Juice. Send 10c with coupon for recipe booklet. **FOLEY FOOD MILL** \$1.25 at DEPT., HDWE. stores. (Cannot ship Mill direct from factory.)



Send 10c for 60-recipe booklet "VARIETY in Food with the FOLEY FOOD MILL" to FOLEY MFG. CO., 71 2nd St., N. E., Minneapolis 13, Minn. Name \_\_\_\_\_ (Write address plainly in margin.)



## NEW, FASTER way to use BON AMI

Cleans windows crystal-clear in seconds!

Here's the new, improved way to use your old friend, Bon Ami Cake. First, rub a damp cloth over the Cake and apply a thin coating to the glass. Then wipe it off before it dries. Dirt disappears... windows sparkle... for Bon Ami polishes as it cleans! Leaves no oily, dust-catching film. Try Bon Ami Cake this new, easy way today!

IN HANDY  
CAKE FORM



"hasn't scratched yet!"

## 3 Ways TO MAKE GOOD COFFEE

In Smart CLUB Glass!



### DRIP...

For the best in "drip" coffee, use this efficient 8-cup Club Glass Drip Coffee Maker! Glass and porcelain working parts. Easy to use—easy to clean. Makes truly marvelous coffee! Costs only \$3.95.

### VAC...

Vac yourself 4 to 8 cups of sparkling coffee or tea in this smart Club Glass Vacuum Coffee Maker! Exclusive porcelain filter stem—simple to use... and sanitary. Easily cleaned. Only \$2.95.



### OR PERC!



Like the friendly burble of percolatin' coffee? Then you'll be delighted with the new Club Glass Percolator. You see and regulate strength of the coffee. Makes up to 9 full cups! Only \$3.95.

All Club Glass Coffee Makers are guaranteed for one full year against temperature shock. Featured in leading housewares departments almost everywhere.

## CLUB GLASS COFFEE MAKERS

Products of Club Aluminum

CLUB ALUMINUM PRODUCTS CO. - CHICAGO 14, ILL.

score one of the listed events not previously thrown. He may take his score from the first throw as it stands, or he may leave any of his dice he chooses stand and throw the others again in an attempt to improve his score. This may be repeated for a third try, but no more than three throws are permitted. If he has then thrown dice that he cannot profitably use in any event still open to him, he must choose one of the unscored events anyway and enter a score, even though it be a zero. An event once thrown and scored cannot be thrown for again. After twelve rounds each player's score is filled in and the player whose events total the highest number is winner. A box of salt water taffy will make a good prize.

Your cargo of gifts, handsomely wrapped in navy-blue and white with star and anchor trimmings, can be brought on deck at whatever moment seems best suited for a surprise. For such a nautical occasion the best means for packaging gifts is in a little white sea chest used to hold a sailor's duffel. A painted wooden goods box with a hinged lid and rope handles will make an excellent substitute; and if the special guest may take it home with her, she will find good use for it. If a wooden box is not available, a cardboard carton will serve very well if it is whitewashed and equipped with two rope handles at its ends; or a duffel bag made of coarse cotton cloth with a draw-string closing is a practical and nautical note.

Before your guests disembark, they will surely want to sing some of the old sailor songs: *Nancy Lee*, *Blow the Man Down*, *Life on the Ocean Wave*, or *Sailing, Sailing*. Gems from H. M. S. Pinafore are always fun, and certainly everyone can join in on *Row, Row, Row Your Boat*. Type out the songs and bind them in a "ship's log" for each guest.

If floor space permits, a ship's dance just before the "landing," (or close of your party), is a novel idea. The "orchestra" can be a piano, a record-player—or if some of your guests are musically-minded, ask them to bring along their instruments and have a real band!

Since photographers always meet luxury liners when they dock, a clever and unusual way to bring the day's fun to an appropriate ending is to line your guests up around the deck rail (on the porch, lawn, or wherever your party is being held) and have flash pictures taken. Pop can operate the family's, or a borrowed, camera, and a friend can simultaneously set off a firecracker or flash a flashlight. If enough film is available, the guests can also be photographed in pairs as they descend the gang-plank. These pictures, to be sent to the guests later, will keep the fun and gaiety of your party alive for years to come!

Use all the ideas we have mentioned or only the basic ones. Make your party as simple or elaborate as you wish for however you plan it, a "dry-land sailing party" is charted for a gay and successful voyage!



\*Recipes below

## Lemons add sparkle to these SUMMER RECIPES

The cool, refreshing flavor of lemons hits a new high in your favorite summer dishes. For lemons add the zest and sparkle warm-weather foods need.



### CHILLED FRUIT JUICE

A generous dash of fresh lemon points up the flavor of canned and fresh fruit juices. Serve with easy-to-squeeze lemon quarters.



### \*CHILLED VEGETABLE SALAD PLATE

Here's a grand warm-weather entree that features variety and flavor:

*Sea Food in Tomato Cups*    *Pickled Beets*    *Carrot Coleslaw*  
*Asparagus with Lemon Mayonnaise*    *String Beans*

Chill thoroughly. Arrange with crisp lettuce leaves and garnish with plenty of easy-to-squeeze lemon quarters and parsley. For Lemon Mayonnaise blend 1 tbs. of fresh lemon juice into 1 cup of prepared mayonnaise.



### \*LEMON ANGEL PIE

For an unusual pie: Cream 4 egg yolks and  $\frac{3}{4}$  cup sugar. Add  $\frac{1}{4}$  cup lemon juice. Cook in double boiler until thickened, stirring often. Add 1 tbs. butter. Remove from heat and fold in 2 beaten egg whites. Pour into baked pie shell and top with meringue.

### HOT OR ICED TEA WITH LEMON

Tea just isn't complete without the tang of lemon. Handy quarters provide more juice for that added bouquet and flavor everyone wants.



There's another reason for using lemons liberally—HEALTH. Lemons are a rich source of vitamins C and P, a good source of B<sub>1</sub>. They aid digestion, alkalinize. Sunkist's famous Lemon Recipe Book has over 100 recipes. It's free. Write Sunkist, Sec. 2107, Los Angeles 55, California.



Sunkist Lemons in trademarked tissue wrappers are the finest from 14,500 cooperating California-Arizona citrus growers.

FOR GOOD HEALTH AND GOOD FLAVOR

## Sunkist California Lemons

LET'S FINISH THE JOB—BUY WAR BONDS

USING CLOROX? I JUST KNEW YOU WERE A THOROUGH HOUSEKEEPER!



YES, CLOROX CLEANSING HELPS PROTECT HEALTH!

THE USE of Clorox adds to your reputation as a good housekeeper. For Clorox cleansing is recognized by health authorities as an efficient method of making home "danger zones" sanitary. And sanitation is especially important now due to the shortage of doctors and nurses. Make it a habit to use Clorox in routine bathroom and kitchen cleansing... for added health protection. Simply follow directions on the label.

AMERICA'S FAVORITE BLEACH AND HOUSEHOLD DISINFECTANT

# CLOROX

FREE FROM CAUSTIC

*Disinfects*

DEODORIZES BLEACHES REMOVES STAINS

When it's CLOROX-CLEAN... it's Hygienically Clean!

## REDUCE UGLY FAT

MANY LOSE 3 to 5 Pounds

a Week Yet EAT Plenty Absolutely Harmless



Physician's wife: "I lost 15 lbs. in 24 days."

Hospital Dietitian: "Lost 45 lbs. in 31 days; never felt better."

Miss H., Wash., D. C.: "Reduced 64 lbs. in 3 mos. It's great wearing youthful clothes!"

Thousands now take off pounds of ugly fat quickly, easily—without harmful reducing drugs, exercises or strict diets—following the Easy Reducing Plan of Dr. Edw. Parrish, well-known physician; former state public health officer.

Here's all you do: For lunch, take 2 teaspoonfuls of Cal-Par in juice or any beverage. For breakfast and dinner eat as usual, but eat sensibly. Don't cut out fattening foods; just cut down on them! You reduce steadily, naturally, and you needn't suffer a hungry moment.

Most overweight folks say they actually feel better when following Dr. Parrish's Plan. Try it. Your friends will marvel at the improvement in your figure. Get \$1.25 can of Cal-Par at any health food or drug store.

If your dealer hasn't Cal-Par, a special introductory can (18-day supply) will be sent postpaid for only \$1.00. This \$1.00 can is not sold in stores. Money back if not satisfied. Pin dollar bill to coupon and mail today. We'll include FREE Dr. Parrish's booklet on reducing containing important facts you should know, including weight tables and charts of food values.

CAL-PAR, Dept. 30-K, 685 Broadway, New York 12, N. Y.

I enclose \$1.00 for introductory can CAL-PAR and Dr. Parrish's Reducing Booklet. (C. O. D. orders accepted.)

Name .....

Address .....

# WASH those Trousseau


Today's lingerie presents new laundering problems

Courtesy Cleanliness Bureau



Photographs by Twin Arts

Before the soapsuds, get out needle and thimble. Look over your lingerie carefully for any tears. Mend before washing—a simple trick that will add months to the life of your loveliest lingerie. For time and step saving, keep a mending kit with a supply of lingerie-matched thread in the bathroom and kitchen



Preserve all "How to launder" labels that come with your lingerie. File them in a box or on a hook near the bathroom basin (or wherever you do your personal laundering). Follow directions exactly. If no label is attached, wash according to the general rules for sudsing, rinsing, and drying various fabrics



Don't hesitate about washing dark colors or pieces having deep-toned laces for fear they will fade. These fabrics are usually well-dyed and will hold their color if cool water and a cool iron are used. Hang in shade to prevent fading by sun. Good idea is to wash before wearing to remove any excess dye



After last rinse, roll garment briefly in a towel, knead gently to remove any excess moisture. Hang or spread to dry away from sunlight or direct heat. Rayon jersey pieces, such as slips, should be well-blotted before hanging so that the weight of the water does not stretch down the jersey. Do not use clothespins

# Lovelies Carefully!

in contrast to the starched petticoats of a generation ago



Use lukewarm water for both washing and rinsing—about 100 Fahrenheit, or temperature that feels neither hot nor cold when tested with the elbow. To wash, dip garment up and down. Press gently through the material but never squeeze or twist the fabric. Rub soiled spots with fingertips. Rinse three times

Make lukewarm sudsy wash water by first dissolving bar or chip soap in hot water. Pour in soapy liquid and run in cold water until you have the desired temperature. Keeping soap scraps in a decorated jar in the bathroom for this purpose is a practical and economical idea. Never rub lingerie against bar soap



Iron garments with appliques, medallions, embroidery, or monograms over folded bath towel to bring out design. Iron all lingerie while damp and on wrong side. Lace ruffles are ironed from the inside out, lace bands, from the outside in. To avoid creasing, hang lingerie such as bed jackets on clean hangers after ironing. Excellent for putting away folded lingerie are the new film plastic bags with zipper or flap closings



Courtesy  
Protex Company



OF COURSE YOU CAN...



GO IN SWIMMING...



WITH TAMPAX!

**WHY ENVY OTHERS** at that certain time of the month? You can wear Tampax in the water on sanitary-protection days and no one will be the wiser! This summer at any popular beach, you are almost sure to find many women who go in swimming on "those days"—wearing Tampax without *any* hesitation whatever. . . . There is nothing about Tampax in the slightest degree embarrassing (or offending) under bathing suits wet or dry.

**WORN INTERNALLY**, Tampax discards belts, pins, outside pads—everything that can possibly "show." Perfected by a doctor, Tampax is made of highly absorbent cotton compressed in modern applicators for dainty insertion. The hands need never touch the Tampax. No odor forms. There is no chafing with Tampax. Changing is quick and disposal easy.

**COMES IN 3 SIZES** (Regular, Super, Junior). Sold at drug stores and notion counters in every part of the country—because millions of women are now using this newer type of monthly sanitary protection. A whole month's supply will go into your purse. The Economy Box holds 4 months' supply (average). Tampax Incorporated, Palmer, Mass.

3 absorbencies { **REGULAR**  
**SUPER**  
**JUNIOR**




Accepted for Advertising by  
the Journal of the American Medical Association



● Of course you didn't order 403 pounds of grease and grime, BUT you're getting it just the same. Scientific tests show that each year, cooking for an average family of four will deposit this amount of grease and grime on the walls and ceilings of the home not equipped with modern ventilation. That is why (when restrictions are lifted) it will pay you to install Victron Ventilating Fans in your kitchen, bathroom and recreation room. Not only will they protect your home from unwanted grease and grime, but they will drive out the steamy fog so prevalent in the bathroom—the disagreeable cooking odors in the kitchen—and the stale, smoke-laden air in the recreation room. You will be able to work, play and relax in the never-ending comfort of fresh, clean, invigorating air.

Write For Complete Details.

**VICTOR ELECTRIC PRODUCTS INCORPORATED**  
 DEPT. AH-745, 2950 ROBERTSON AVE., CINCINNATI 9, OHIO



## Streamline MODERN

STREAMLINE Modern is more than just beautifully designed furniture which adapts itself to your decorative schemes. It's sensible furniture, too, styled to serve in every practical way throughout your home!

● You can buy only limited quantities of Streamline Modern just now. After the war better stores everywhere will have this charming, graceful furniture for every room in your home!




**HEYWOOD-WAKEFIELD**  
 GARDNER, MASSACHUSETTS  
 FINE FURNITURE SINCE 1826



CAROUSEL FOR CAKE SHOWN IN COLOR ON PAGE 54

1. Mark center of 19½" square of Bristol board.
2. Divide into 8 equal sections by drawing 4 lines through the exact center.
3. Measure 8¾" on each line starting from center and mark with a dot.
4. Connect dots with straight lines all around. To shape the top . . .
5. Cut out wedges measuring ½" at outer edge and tapering off at ¾" from center point (measure ¼" to either side of dot, draw lines to ¾" from center and cut along lines).
6. Draw lines at a right angle from tent edge to outer edge of Bristol board. Divide each section into 3 scallops.
7. Cover the parts with red or blue or striped paper—or use paint.
8. Turn tent top inside out and hold the individual sections together with scotch tape.
9. Secure tent top to dowel with a tack and stick the other end of dowel into a ball of clay. Place whole unit in center of wooden disk or tray.
10. Cut the scalloped fence from a strip of Bristol board and paint or cover it with striped paper. Attach it to tray or disk with tape or tacks.



**P**lanning to redecorate? Need any help? Our Decorating Staff will suggest new schemes to bring your room up-to-date. Send your problem and floor plan of room drawn to scale ¼" = 1', showing window exposure plus locations and exact measurements of doors, windows, heating units, also list measurements and upholstery colorings of furniture you plan to use. We will advise you on rearrangement and send samples whenever possible of wallpaper, paint, floor coverings, and fabrics. The charge per room is \$1.00. Minor questions will still be answered for the usual 3-cent stamp.

LET us help you with your parties, too. Our Party Department is fairly bristling with original ideas. Just tell us the kind of party you wish to give, or occasion, number of guests, time, place, age of group, and brief description of your table appointments and we'll suggest color scheme, centerpiece, favors, menu, costumes, games—a party schedule from invitation to farewell. Charge for this service, 50 cents per party.

TO ADD to your summer fun, send for our bulletin on Outdoor Games for All Ages. Contains games for lawn, porch, or water. Price per copy 20 cents.

Send requests and remittance to  
 Dept. S.—THE AMERICAN HOME  
 444 Madison Ave., N. Y. 22, N. Y.

**SAN DIEGO**  
 IS IN THEIR MINDS

Postwar potentialities for SAN DIEGO occupy the minds of keen observers who are thinking in terms of their own future activities in relation to new environment in which to live comfortably and thrive economically. Plan ahead. Write for the free booklet "SAN DIEGO FACTS" for any specific information you may desire. Expect to make your future home where climate and opportunity assure maximum comfort and success. Write: San Diego-California Club, Room 328A, Spreckels Bldg., San Diego 1, California

**SAN DIEGO**  
 SOUTHERN CALIFORNIA

For  
**WOMEN**  
 who  
**DRIVE**



**196 PRACTICAL SUGGESTIONS**

that will help you to get  
 better gas mileage  
 longer tire life  
 better performance  
 lower upkeep costs  
 Also valuable hints on how to care for upholstery and exterior finish.

Get a FREE COPY from any General Motors dealer, or use coupon below.

CUSTOMER RESEARCH DEPT., ROOM 1738  
 GENERAL MOTORS, DETROIT 2, MICH.  
 Please send FREE COPY of new edition 64-page "Automobile User's Guide"—containing 196 practical suggestions on wartime operation.

Name..... please print  
 Address..... please print  
 City..... Zone..... State.....  
 Make of car.....  
 year owned.....  
 year model.....

# Something special to serve in a heat wave

... a cool-tasting salad ...

deliciously satisfying with *Real Mayonnaise*



*It's simple to prepare*

Simmer tomato juice, bay leaf, cloves, ¼ tsp. salt, ⅛ tsp. pepper, 1 tbs. chopped onion, ½ cup water and sugar, for 15 minutes. Strain. Soak plain gelatin in ½ cup cold water; dissolve in hot tomato juice. Pour half into 2-quart loaf pan, allow to set. Dissolve lime gelatin in 2 cups hot water, add vinegar, ½ tsp. salt, dash of pepper, 2 tsp. chopped onion. When slightly thickened, add cucumber. Pour into pan. Allow to set. Pour remaining tomato gelatin on top. Chill.



## Here are your ingredients

- |                      |                              |
|----------------------|------------------------------|
| 2 cups tomato juice  | 1 pkg. lime-flavored gelatin |
| 1 bay leaf           | 1 tbs. vinegar               |
| 2 cloves             | 1 cup chopped cucumber       |
| Salt, pepper, onion  | Best Foods or Hellmann's     |
| 1 tsp. sugar         | <i>Real Mayonnaise</i>       |
| 2 tbs. plain gelatin | Cream cheese balls           |
| Water                | Salad greens                 |

## Here's how you dazzle 'em

Unmold on salad greens. Arrange your *Real Mayonnaise* on top of loaf, as illustrated, and garnish with cream cheese balls. What a picture! And what a treat! The rich, satisfying flavor of *Real Mayonnaise* is a high spot in this exciting salad. Better serve extra *Real Mayonnaise* for the folks who always ask for *more!* This summer salad is *smooth* eating!

## That Extra Something

For extra-thin sandwiches, *Real Mayonnaise* is swell—spreads so quickly and evenly. *Real Mayonnaise* is grand, too, as a sauce for steaming-hot vegetables ... creamy in texture even when thinned.



For extra nutrition—*Real Mayonnaise* provides almost the same amount of food energy, spoonful for spoonful, as Nucoa or butter.



For extra-fine ingredients—this *Real Mayonnaise* contains *only* eggs freshly broken from the shell ... added egg yolks ... our own "Fresh-Press" salad oil ... mild vinegar and spices—all double-whipped to a delightful smoothness.



IN THE WEST

# BEST FOODS



IN THE EAST

# HELLMANN'S

*Real Mayonnaise*



## *Yank Attack!*

A couple of yanks can do a lot of damage when your sheets are living on borrowed time — as so many are, these days. So leggo, pup! We're taking good care of our present sheets till we can replace them with new, strong Pacific Sheets.

Pacific Sheets are skilfully *balanced* in the making;

they're sparkling white, they're exquisitely smooth, they're heavenly soft...but not at the expense of strength and firmness.

Ask for these fine sheets by name. They'll give you long service and deep satisfaction, at surprisingly modest cost.

BALANCED  
**PACIFIC**  
SHEETS

PACIFIC PERCALE • PACIFIC EXTRA • STRENGTH MUSLIN • PACIFIC TRUTH MUSLIN

Made by the makers of Pacific Factag Fabrics—Cottons and Rayons

Pacific Mills, 214 Church Street, New York 13