

The **AMERICAN HOME** ON GUARD ★★★ **15¢**

In this issue —  
A Day-by-Day **DIET** for Fitness



**HOME** — in ONE ROOM!

How to **SAVE FUEL!**

*Off to War — Without Financial Worry*



Buy  
STAMPS  
VICTORY  
SEPT.  
1942



*You're Invited*  
TO A STAY-AT-HOME PARTY  
IN OUR  
*Canteen Kitchen*

**READY FOR FUN** without the hard work after the party's over! For this Canteen Kitchen has an Armstrong's Linoleum Floor—marbled to hide footprints, smooth-surfaced for easy cleaning. The smart floor effect was created with three Marbelle colors—Nos. 018, 021, and 032. Wall is washable Armstrong's Linowall, Style No. 704. Counter-top, sink, and cove base are also linoleum. Send for free sketch of room plan and list of furnishings.

★☆☆ **TO DO OUR PART** in the war effort, the Armstrong Cork Company has converted much of its productive capacity to the making of munitions and other vital war materials. However, your merchant can still show you Armstrong Floors that are both smart and correct. Just be sure to look for the name *Armstrong's* on the back.

**B**EING a stay-at-home isn't so bad these days if you can picnic right in your own kitchen. And that's easy, once you've planned your kitchen for having family fun—and for saving work, too.

That's what we did in the room above. We call it our Canteen Kitchen. In it you'll find everything for a good time at home—food, refreshments, radio, and even a phonograph for the young folks.

And in it you'll also find everything that makes Mother's job easier. The

Armstrong Floor, which so cleverly gives this room its smart, modern appearance, also helps to keep this much-used kitchen tidy and neat at all times. Its marbled pattern hides spots and footprints. Its smooth surface can be wiped clean like a table top.

The walls, too, make housekeeping easier. They're Armstrong's Linowall—spatter-proof and washable, just like the linoleum floor. Linowall also covers the sides of the inexpensively built diner-counter—a smart step-saver that is also a *work-saver*, thanks

to its easy-to-clean linoleum top.

Why not surprise your own family some day soon, with a room in which they can relax and have fun—and a room where you can be entirely free from heavy floor-cleaning care? Your local linoleum merchant can tell you how little it costs.

**R. S. V. P. FOR MORE ROOM IDEAS.**

If you'd like a whole bookful of easy-to-do rooms, just send 10¢ for "Tomorrow's Ideas in Home Decoration" (outside U. S. A., 40¢). It's filled with full-color photographs and exciting decorating ideas. Write to Armstrong Cork Company, Floor Division, 4209 Pine St., Lancaster, Pa.


**ARMSTRONG'S  
LINOLEUM FLOORS**  
for every room  in the house

MADE BY THE MAKERS OF ARMSTRONG'S QUAKER RUGS, ARMSTRONG'S LINOWALL, AND ARMSTRONG'S ASPHALT TILE



# How to Leave Your Life Insurance Money

## TO DO THE MOST FOR YOUR BENEFICIARY



### Most Policies of \$1,000 or More Provide 4 Optional Payment Plans

Have you planned to leave your life insurance money so it will do exactly what you want it to do for your beneficiary? To make this possible, almost all larger policies give you four optional methods of settlement.

1. Your insurance money may, of course, be paid as a single lump sum, in cash.
2. If the amount is sufficient, it may be paid as a definite monthly income for the remainder of your beneficiary's lifetime.
3. An income of a definite amount may be paid for a limited length of time.
4. The insurance money may be left with the company at interest. This interest is paid to your beneficiary each year, and withdrawal of the principal may be arranged as desired.

Here are 3 things to remember when you plan a method of settlement: (1) Arrange the plan you would want if you should die tomorrow, considering any Social Security benefits or other income. (2) Keep your plan in line with your changing circumstances by reviewing it periodically with your agent. (3) Leave enough insurance in cash to pay inevitable last expenses.



HOW 2 MEN  
WORKED OUT  
IDEAL PLANS  
FOR THEIR  
FAMILIES



**Case No. 1—Edward Cooke** . . . a young married man with \$3,000 of life insurance. Until Mr. Cooke can afford more life insurance, the important thing he wants his present policies to do if he should die is tide his wife over until she can find a job.

So he has arranged his life insurance like this: \$500 would be paid Mrs. Cooke right away to take care of final expenses. And the remaining \$2,500 would be paid as an income of \$100 a month for 25 months, plus interest.

**Case No. 2—Arthur Keenan** . . . married and the father of a ten-year-old boy. Mr. Keenan has \$40,000 of life insurance. From time to time, he discusses the beneficiary arrangements in his policies with his agent—to make sure they are up to date.

His latest arrangement is set up as follows: At his death his wife will receive \$2,000 in cash immediately to cover final expenses,

unpaid bills, and other incidentals. She will also receive \$150 every month until her son reaches the age of 18. For the next four years, she will get \$250 a month, the extra \$100 a month being for her son's college education. Then, the balance of Mr. Keenan's insurance money will be paid to his wife as an income of approximately \$100 every month for the rest of her life.

# The PRUDENTIAL

INSURANCE COMPANY OF AMERICA

HOME OFFICE: NEWARK, NEW JERSEY



**ARE WE HELPING YOU?** This is another in our series of advertisements—"What Every Man Should Know About Life Insurance." This series is intended to give you the kind of *practical* information on life insurance that will be of real benefit to you and your family.

We hope these advertisements will help you understand life insurance better and give you a deeper appreciation of your agent's services. Any comments you care to make will be welcomed.

# Contents

VOL. XXVIII, No. 4

September, 1942

## Special Monthly Features

Cover Design: See page 19  
 On Guard . . . . . 4, 6  
 An Apple a Day . *Beulah France, R.N.* 30  
 Table of the Month . . . . . 50  
 Personal!—Victory Diet . . . . . 61

## Children

Never Too Young to Help! *J. Arthur* 28  
 Are They Ready for School?  
     *Beulah France, R.N.* 30  
 Puppets Pay . . . . . *F. C. Drake* 71

## Decorating and Handicrafts

Sweet Home in One Room! . . . . . 17  
 Budget-Minded Dorothy Goes 7  
     *Rounds!* . . . . . *Dorothy Van Ark* 24  
 Love glitter? Make it! . . . . . *Olive Fisher* 44  
 If You're Sentimental . . . . . *D. B. Porter* 48  
 Beginners' Luck . . . . . *Carolyn Prentice* 62  
 Black-Out Room . . . . . *Rosalind S. Leath* 70  
 Homework . . . . . 76

## Gardening

The American Home Flower Print . . . 14  
 Keep Summer Memories Green! . . . 15  
 10 Answers . . . . . *Ethel Mary Baker* 27  
 My Character Wobbles . . . . . *K. Norcross* 72

## Homes and Maintenance

Off to War without Financial Worries!  
     *Charles R. Rosenberg, Jr.* 10  
 Getting Your Fuel's Worth? . . . . . 22  
 Do You Run Your House? . . . . . 35  
 Painting? . . . . . *An Old Master Painter* 46  
 In Reply: . . . . . *Helen Terkelsen* 54  
 Wet Basement? . . . . . *H. D. Young* 56  
 Who's Your Neighbor? . . . . . *N. C. Sievers* 65

## Parties, Food & Housekeeping

—in Love and War  
     *S. J. Medlock and J. J. Jeffcott* 42  
 Who Said Pie? . . . . . 47  
 Goodbye to Summer! . . . . . 50  
 Better Right than Novel! . . . . . 52  
 Totin' Lunch? . . . . . 57  
 Memos to Me— . . . . . 58  
 Victory Diet . . . . . 60  
 Slow Down Wear and Tear—II Linens 66  
 Madame Chairman! . . . . . *Elinor Scoville* 74

**Important!** Letters requesting information should be accompanied by a stamped, addressed envelope. Manuscripts and illustrations will not be returned unless they are accompanied by the necessary postage. They will be handled with care, but we assume no responsibility for their safety.



Family group, above, prize winning photograph of Mr. Nicholas H. Fritz in THE AMERICAN HOME picture contest

# On Guard



WE CANNOT read a magazine or listen to the radio nowadays without seeing or hearing the phrase, "Our American way of life." It means, we think dimly, the

Spirit of '76 and Valley Forge and freedom of speech and singing the Star Spangled Banner. But this morning I went to the grocery store and realized that it is as much a part of "our way" as the Spirit of '76.

The corner grocery has air conditioning and fluorescent lights. Its windows are piled high with shiny stacks of apples from Michigan and lemons from Florida and California . . . Its aisles of shelves are filled with cans and jars bearing yellow and green and red labels and luscious pictures of what's sealed up inside. On the back shelves are clothespins and soap powders and paper napkins, and in the black and white and crushed-ice sanitation of the meat counter are wide-eyed, gaping fish, lamb chops, and fat, tenderized hams. The corner grocery is a great American miracle, a part of our way of life.

I picked up my old Latin grammar the other day and I remembered high school, with civics, chemistry, French, pep sessions before the big game, and the Junior prom, in an enormous, whirling skirt with sparkling top and narrow straps to pin a corsage of yellow rosebuds on. Public education and a Junior prom—they're part of it, too, this American way.

At twelve thirty I heard the whistle at the stove works across town. It meant lunch hour and I knew that men with soot-lined faces and greasy caps were opening their tin boxes and pulling out thick roast beef sandwiches and drinking coffee from a thermos jug. . . . Then there were the workers in the office upstairs, stenographers in dark dresses with scarlet lips and nails tapping out, "Dear Sirs: In reply to

your letter of the fifteenth . . ." Everywhere in the business world people were going to or coming from lunch to their jobs of selling rugs, or filing reports, or making bids. The business world is immense and myriad, and confusing, and marvelously efficient, and funny, but hard and good and solid and American. The twelve-thirty whistle is part of our way of life.

My church envelopes came in the afternoon mail and I saw my church with its big raw bricks and white stone columns, the gentle-voiced preacher in the pulpit, and the organ booming power and benediction to his words. I felt the good and kindly feeling of handshakes after church and of the fried chicken and hot biscuits waiting at home.

Home is part of our way. Oh, I know there are homes in other lands, but the home I mean is an American home, where the sheets are clean, there's a guest bedroom and a full icebox—an American home with shaded lamps and scientific, indirect reading lights, a radio to hear Bob Hope and Big-town and the Philadelphia Symphony, where there's a bridge table ready for a foursome and refreshing drinks on ice—an American home where the garden club meets and knits for the Red Cross, where a child grows to a man, where there is scuffling, and tiny finger prints on the door.

Boldly defined now, I see that the American way of life is all these things and the motors and turbines and strength behind them. I know that the American way is more than the remote Spirit of '76, the everyday spirit of the Junior prom; more than the remote glory of singing the Star Spangled Banner, the everyday glory of shopping at the corner grocery; more than the remote patriotism of Valley Forge, the everyday patriotism of working and loving in an American home. All of us know that our way is worth fighting for. Compounded of the stuff it is, it cannot but win.—PAN WHITEMORE

MRS. JEAN AUSTIN, Editor

CHARLOTTE E. CONWAY, Associate Editor  
 ROBERT S. LEMMON, Associate Editor  
 ELEANORA SENSE, Food and Nutrition Editor  
 MARGUERITE LOCKE, Household Equipment Editor  
 MARION M. MAYER, Managing Editor  
 E. L. D. SEYMOUR, Horticultural Editor  
 LYNN GIVEN, Feature Editor

Address decorating inquiries to MARY E. MONZE; entertaining to LYNN GIVEN

"Smile, when you call me  
a Splurger!"



MY SISTER-IN-LAW is a one.

She looked at my wonderful new sm-oo-th Cannon Percale Sheets the other day and said: "Hm—I thought you said you'd buy only necessities for the duration."

"And that's exactly what I did do, my pet," I came back. "First, we needed new sheets desperately or I wouldn't have bought any."

"Well, aren't percale sheets a bit of a splurge?"

"ME—a splurger? I should sa-ay not! Don't you know that Cannon Percale Sheets cost just about the same as heavy-duty muslin!"

"What? Genuine Cannon Percale Sheets?"

"That's a fact," I said. "And did you know they've got 25% more threads to the square inch than even the best grade heavy-duty muslin?"

"And," I went on, "do they wear! What's more, I'll save as much as \$3.25 per bed each year at average pound laundry rates because percale is lighter."

But she was already on her way to the store . . . I guess Cannon Percale Sheets sounded just as good to her as they did to me!

### How I make my sheets last longer

IN THESE DAYS we all have to make everything we own last longer. Here's how I handle my sheets:

**On washday.** I don't soak sheets overnight . . . unnecessary . . . 15 minutes before washing is plenty. I don't use a bleach if I can hang sheets in the sun to dry. When I do use a bleach, I put the bleach in the water and make sure it's mixed thoroughly before I put the sheets in. And I always rinse twice after bleaching.

**I have enough sheets.** Sheets need a rest, too. 6 for each bed is recommended. 2 on the bed, 2 in the laundry, and 2 on the shelf. I rotate my sheets, too. I put the newly laundered sheets on top of the pile and I pull from the bottom for use.

**I rely on a good name.** I know I can trust the name Cannon. And in these days, it's more important than ever to rely on a good manufacturer's name for all the things you can't see for yourself. I am as proud to own Cannon Percale Sheets as I've always been to own famous Cannon Towels.

Your store has a real value in Cannon Muslin Sheets. High quality and fine appearance make these long-wearing sheets an excellent buy at a low, popular price. Cannon Mills, Inc., New York.




Cannon  
Percale Sheets



Made by the makers of Cannon Towels and Hosiery

# ON GUARD THE HOME FRONT

## COOPERATING FOR VICTORY



Mighty the spearhead of our fighting forces. Secure, stable, the home foundation


**I**t has taken 2,000 years to develop the American home of today. We must not relinquish one inch of the ground we have gained—in education, culture, idealism

**A**MONG the women in high places whom we hold in high esteem is Miss Elizabeth M. Herlihy, chairman of the Massachusetts State Planning Board. Our admiration for her ideas and ideals and her ability to express them was stimulated anew by an address she gave in May before a meeting of the American Planning and Civic Association. Her subject was "The Home Front," which she defined as, "the Main Street of our American civilization," and what especially impressed and gratified us was the way in which her stirring words paralleled the philosophy that has been our keynote since last October when we turned seriously to the task of informing, conditioning, toughening those who make up our "second line of defense" for their all-important part in the nation's war effort.

Recalling that the first proclamation of General Hugh A. Drum, creating the Atlantic seaboard military area, was addressed, not to civil authorities or to the armed forces, but



War times mean war tasks for women. But back of all remains the job of holding homes and families together in spite of all



whence come their power, endurance, and confidence



Photographs: Max Tatch, Free-Lance Photographers Guild, Philip Gendreau, U. S. Navy from Frederic Lewis

simply and directly "to the people," Miss Herlihy quoted President Roosevelt's words which assign to each and every individual a definite role in the tragic drama now being enacted: "But there is one front and one battle where everyone in the United States—every man, woman, and child—is in action, and will be privileged to remain in action throughout this war. That front is right here at home, in our daily lives and in our daily tasks. Here at home everyone will have the privilege of making whatever self-denial is necessary, not only to supply our fighting men, but to keep the economic structure of our country fortified and secure during the war and after the war." . . . Then she went on to picture "a monument or obelisk, broad at the base, stable and invulnerable. Neither wind nor storm nor alien force can disturb its balance, nor dislodge it from its foundation." Upon its broad, unyielding base, made up of some hundred million American citizens, the families they represent and the homes that shelter them, and dependent upon it for support and endurance, is a smaller section of twelve or more million war workers who, in turn, are directly supporting, sustaining and supplying the crowning, pyramidal unit of the structure, the mighty, irresistible spearhead of another several million fighting men. Theirs is the vital job of smiting the foe, of righting the wrongs wrought by oppressors and dictators; but ours, even though we do not go overseas, is the no less vital responsibility of making sure that never will that basic home-front foundation weaken or fail in its task.

"This war," said Miss Herlihy, "is for the preservation of democracy, and every real American home is a small democracy in itself. Do not relinquish one inch of the ground you have gained in education, in culture, in idealism. It has taken 2,000 years to develop the American home as we know it today in all of its comfort, efficiency, and beauty, and it must not be either lost or lessened in importance under present conditions. There will always be an America, and the one thing that Americans will need most in the years to come will be the sanctuary, the security, and the safety of the American home. It is for us to keep it inviolate."

Well, what are we doing to help keep it so, we who are farmers, business men, clerks, bankers, teachers, doctors, laborers, tradesmen and, of course, homemakers? For one thing, we are pulling together, with a demonstration of real democracy that is as stimulating in civilian ranks as in those of the rapidly growing Army and Navy. Artificial barriers between artificial "classes" are crumbling



**"I'm mighty glad now I've always used Bon Ami on this tub!"**

Today when new sinks and bathtubs are hard to get, women who have always used Bon Ami are more pleased than ever with their favorite cleanser. For Bon Ami keeps porcelain so bright and new-looking. From now on, protect the gleaming surface of your sink and bathtub with Bon Ami. You'll find it quick, safe, and easy to use. Free from harsh caustics and scratchy grit.

**"NO WONDER IT'S EASY ON HANDS!"** ... Because Bon Ami does not rely on scratchy grit and strong caustics, you'll find it doesn't roughen and redden your hands ... or make nails brittle.



*"hasn't scratched yet!"*

**Bon Ami**  
for all your household cleaning

under the leveling influence of neighborhood civilian defense activities, blood banks, necessarily simplified transportation facilities, rationing, salvage drives, and the sharing of increased responsibilities and reduced conveniences. We are staying at home and discovering that, after all, distant fields are not always the greenest; we are getting to know our neighbor and finding—just as old Sam Jordan predicted years ago—that we like him, that when we work with him we all benefit.

Notwithstanding problems of labor, machinery, and transportation, well-directed agricultural production has gone ahead toward the Government's goals, enabling the Secretary of Agriculture to report in early July that, "We face many difficulties, but I believe that, unless there are some unusual circumstances, we can meet all the needs for food abroad and at home. But we will have to make the best use of all our supply."

Also, under the urge of the Victory Garden Program, the number of home food gardens both on farms and in suburbs and towns, has reached unprecedented heights; while stimulating, instructive work by garden clubs, volunteer workers, and governmental leaders is making for maxi-

F. S. A. photo by Lee



1938

F. S. A. photo by Lange



1940

**Nutrition education is a foundation stone of a healthier, happier nation**

mum utilization of all products grown, in individual kitchens and in community canning and drying centers. Already it is being emphasized that the great problem for 1943 is to capitalize on the gains made in 1942; to make them permanent. "We want," the Department of Agriculture has said, "to build an enduring interest in gardening of all kinds—vegetables and fruits for victory and for health, and more flowers, lawns, shrubs, and trees to make our homes, our roadsides, our towns more beautiful and more loved." A novel and notable factor here is the organized movement for thousands of local Victory Garden Harvest Shows to be held this fall (some have been held) all over the country in line with suggestions being disseminated by state representatives of a national committee with headquarters at 230 West 41st Street, New York City. Their threefold purpose is: (1) to climax and dramatize the results of the 1942 season; (2) to carry over into 1943 an even stronger, more effective garden interest; (3) to contribute to the Army and Navy relief organizations not less than 85 per cent of the returns from charging a small admission fee. Noteworthy progress has also been made by garden club volunteers working with the Red Cross and the Army in landscaping the country's permanent cantonments, where, it has been convincingly shown, an attractively, even if simply, planted environment contributes much to the morale of those stationed there. Thus are the arts of peace bravely serving in time of war.

**A**NOTHER important contribution to the genial art of living is nutrition. Since the nutrition conference called by President Roosevelt in Washington a little more than a year ago, great strides have been taken in the nutrition program. Almost overnight the home front has fully realized its responsibility and everyone at home or at work is eating nutritious foods to keep strong and healthy. Since the Army, Navy, and Marines are so well fed, it behooves the army at home wearing overalls and aprons to keep fit, too. Nutrition for everyone is not a war measure to be dropped when the peace of tomorrow begins. Let us keep our Home Front conditioned, toughened, and ready for any event. Nutrition is simply eating three square meals a day. The woman at home makes her contribution by being a good cook. Today that means not only cooking good food, but also buying carefully, wisely and economically; using what is available, wasting nothing—with her family's help.



# Readers Reporting!



**L**ESS than five years ago," Mrs. E. Hirshheimer writes to us, "I was a fashion coordinator in a large department store. After having lived in New York and Chicago, I am now a home-

maker in a community of less than ten thousand, miles from the nearest large shopping center, with a fourteen-year-old step-daughter and a three-year-old daughter of my own. It is a usual occurrence for my husband to call an hour beforehand and say he is bringing home four men for lunch or dinner, or could we have hot dogs in the yard tonight as there are fourteen buyers in town he'd like to entertain. Often that happens on the maid's day off, when I'm trying to whip together a costume for one of the kids, or about to spray the cabbage patch. In spare moments I write occasional articles, help a furniture designer set up model rooms, do surgical dressings and Red Cross case work, act as secretary for our First Aid classes, transplant snapdragons, or scrub the kitchen floor. . . . So, why in tarnation do the sophisticated, worldly radio announcers call us 'housewives'? I can't find the word in the dictionary; but it does list 'housekeeper: caretaker or janitor.' Janitor, my eye! I say, make it homemakers."

So do we, especially since reading another letter from a member of our AMERICAN HOME family, Mrs. E. Beauchamp, whom we think of as a wartime homemaker, plus. A widow, with a young son, living in the Middle South, she sent us some time ago an article we plan to publish soon. She writes: "Life has snatched me up in its grip. I have gone from defense school to defense job in a nearby aircraft plant and I work the 'graveyard shift', from 11 P.M. to 7 A.M. I love it—passionately. It has taken hold of me, heart and soul, so that I live, eat, sleep, think, rise, and lie down to the rhythm of aircraft riveting. I am slowly gaining confidence in myself and while I shall never be a world beater, I know that if I keep a steady pace and don't let my nervous system get out of control, I will turn in a fair job.

"When I get home each morning around 8, there is breakfast to get for Jon and myself, then the Victory Garden, the dozens of small duties of a house, the little business of living. Around 12:30 I get our lunch, then go to bed—generally it's lying down on the couch. About 6 o'clock I'm up to get supper and clean up my small mud-caked or sand-drenched or dust-covered offspring. By 8 it is time to put him to bed; at 9:27 I have a bus to catch—and the day begins again."

Then from Roy F. Chalker, Yeoman, Third Class, United States Naval Reserve, we recently received a letter that pleases us very much. He writes to us as follows:

"It is perhaps unusual for one of Uncle Sam's sailors to take time to interest himself with the Home Front, but today I subscribed for THE AMERICAN HOME, for my mother. I know that she and thousands of other American mothers are back home working, saving, planning, hoping, and praying. Every one of them is a very important part of the American Home Front. I wanted my mother to know even more than she already realizes that she has part in a program that includes both the castles and the cottages of America. I want you to know that your efforts in causing the American homemakers to join helping-hands in a common defense, and in pointing the way to more intelligent planning is appreciated by the armed forces defending that way of life."



Sketches by  
Sgt. H. E. Marsden

## "I lost 32 pounds and saved money 3 ways!"

— says Mrs. Ethel Ashbrook of Pearisburg, Va.

Charming Southern homemaker calls DuBarry Success Course the best investment she ever made.



*Before*  
(Above) A few months ago Ethel Ashbrook weighed 154—much too heavy for her height. She decided to take the DuBarry Success Course.



*After*  
(Right) Result: She lost 32 pounds, reduced her bust 4 inches, waist 7½ inches, abdomen 8 inches—stands an inch taller.



"Would you ever guess I am 40 and a grandmother?" writes Mrs. Ashbrook. "I have a new vital energy, and my waistline is the same as when I was 16."

**Ethel Ashbrook's problem** was a familiar one. She was overweight and tired all the time. Then she read about the thousands of women and girls who had rid themselves of excess weight through the DuBarry Success Course. So she enrolled, was given an individual routine to follow. Six weeks later she wrote: "I'm down to 122, just right for my age and my 5-foot-four. My skin is firm and much smoother. I'm never tired. My doctor says my health is the best it has been in five years." Now Mrs. Ashbrook says: "I'm saving money three ways. Instead of a matron's size 38 dress, I wear a junior miss 16—smarter and less expensive. I've learned to eat as a beauty eats—more healthful, less expensive foods. I'm saving on beauty shop bills. And I'm feeling simply grand."

### 50,000 Women Can't Be Wrong!

There is no doubt about it. The DuBarry Success Course shows you how to make yourself over—gives you a plan to live by joyously. It's a plan proved successful by more than 50,000 women—many of them in your community. Wherever you are, it enables you to follow the same methods taught by Ann Delafield at the famous Richard Hudnut Salon, New York—and at a mere fraction of the cost. You get a personal analysis of your

skin, hair, figure, posture, weight—a routine to follow daily for six weeks. And it works! You'll be surprised how quickly you will be looking and feeling like a new person.

**How about you?** These are days when every woman and girl must be fair and fit—for war work, for personal and business success. Find out how this Course can help you. Use this coupon—it will quickly bring you full information.

## DuBarry Success Course

ANN DELAFIELD, Directing



With your Course, you receive a Case containing 22 DuBarry Beauty and Make-up Preparations and Accessories.

RICHARD HUDNUT SALON,  
Dept. SJ-22, 693 Fifth Ave., N. Y.

Please send the booklet telling all about the DuBarry Home Success Course.



Name \_\_\_\_\_

Street \_\_\_\_\_

City \_\_\_\_\_ State \_\_\_\_\_

**ON GUARD**  
THE HOME FRONT  
COOPERATING  
FOR VICTORY



Sketch by  
Corinne Boyd Dillon

someone at home—wife, relative, trusted friend, bank, or lawyer—must have the authority and discretion to act legally for him.

One way of arranging this is for the service man to execute a letter of attorney in which he authorizes the selected person, or bank, to act for him with the same force and effect as if he were personally present. The authority thus given should be most comprehensive, including every conceivable transaction and situation that might arise during the service man's absence.

In addition to giving the letter of attorney, the service man may find it wise also to transfer legal ownership of his securities, bank account, and other assets to the selected agent. A better plan might be for the service man to transfer ownership into his and his wife's names jointly, since in many states, where bank accounts, securities, and other assets are owned jointly by husband and wife, the absolute ownership passes to the wife upon the husband's death without an administration of his estate or other legal formality of any kind.

A more formal and perhaps safer way of turning over assets to someone for the duration is to do it under a written agreement of trust. The service man and the selected trustee, either an individual or a bank, sign an agreement whereby the trustee agrees that he holds the assets and will manage them for the service man's benefit. Further, he agrees to return them on request or to turn them over to the persons named in the agreement, in the event of the service man's death. Under the agreement the service man may force the trustee to account for the assets if he should ultimately refuse or neglect to do so.

Whatever arrangement the service man makes for his financial affairs for the duration should include two phases: first, the management of his financial affairs during his lifetime or until his return home; and second, the distribution of his assets in the event of his death. The letter of attorney takes care of the management of his affairs by the authorized agent while he is living, but does not and

# Off to War

*- without financial worries!*

The man entering military service can do much to insure the security and comfort of those he is leaving behind, if he takes advantage of the provisions Uncle Sam has made for him and them

CHARLES R. ROSENBERG, JR.

**I**F THE wives and mothers of America want to know what's uppermost in the minds and hearts of their men in the armed forces, any commanding officer can tell them in three words: home and family. Army and Navy authorities are agreed that there's nothing more devastating to a service man's morale than worry about conditions at home and nothing more sustaining to his fighting spirit than the knowledge that the home folk are comfortable and secure during his indefinite absence. Happily, so far as financial affairs are concerned, it's possible to banish worry for both the service man and his family for the duration by making a few simple arrangements and acquiring a working knowledge of the protections that surround him and them from the moment he enters the service. Uncle Sam has seen to this.

While he's stationed reasonably near home, he can sign papers and make decisions quickly enough to meet situations as they arise. When he's on the high seas or in another country, however,

cannot cover the distribution of his estate if he should die. The turning over of his assets in trust may be worked out in such a way that it includes the attending to his financial affairs while he is living and the distribution of his assets if he should die while in service.

Just the same, no matter what arrangements he makes, the service man should make a will before he departs. His plan for distribution of his assets at his death by the trustee might fail and his estate descend under the intestate laws in a way he wouldn't have wanted. A will serves the purpose of a legal safety net, which protects his estate and puts it in the hands of the beneficiaries he chooses.

**IF HE OWNS HIS HOME**, he should make sure that its financial or fiscal operation is definitely arranged for. If he owns it solely in his name or jointly with his wife, or if she owns it solely in her name, the house cannot ordinarily be sold or mortgaged or otherwise manipulated without his signature or the signature of an agent who is specifically authorized by letter of attorney to sign the deed or other papers relating to the house. If he and his wife own the house jointly, in most states the house belongs absolutely to her upon his death without any will or other legal formality. If he includes the house in a trust agreement, he can provide for its financial management, sale, or mortgaging, and its ownership after his death, all in the same document.

Making suitable arrangements for the handling of the service man's financial affairs in his absence is ordinarily easy enough. But how about adjusting the family budget to the new conditions without jeopardizing undertakings to which the family is already committed? For example, must they lose their home because mortgage payments and taxes cannot be met out of his army pay? Must his life insurance lapse because the premiums cannot be paid out of the reduced income? Must the things they have been buying on time payments be given up and the money already invested in them lost, because it is no longer possible to continue paying the installments as they fall due?

The United States Government found an answer to many such questions two years ago, when drafting men for military service was adopted as a national policy. Congress at that time passed the Soldiers' and Sailors' Civil Relief Act of 1940, with the basic principle that a service man's legal and financial interests shall not be lost or impaired.

Ordinarily, where interest and other payments on a mortgage are not paid when due, the holder of the mortgage may foreclose through appropriate legal proceedings, cause the property to be sold at a public sale and procure a judgment against the defaulting owner for the difference between the amount of the mortgage debt and the amount realized at the sale. In a proceeding to foreclose a mortgage on a house owned by a service man, the service man himself, or someone on his behalf, may apply for relief to the court, which may either postpone the whole affair, possibly until after the man's military service is ended, or, "make such other disposition of the case as may be equitable to conserve the interests of all parties."

Similar protection is given against loss of the service man's home for non-payment of taxes. If they cannot be paid when due, the service man, or someone acting for him, must file with the tax collector an affidavit setting forth that taxes have been assessed against a house owned by a service man and occupied by him or his dependents at the commencement of his military service, that the house is still occupied by his dependents, that the taxes are unpaid and that the ability of the service man to pay them has been materially affected by reason of his military service. If the tax collector or other officer wants to sell the house for the unpaid taxes, he must first petition the local court for permission. The court has the power to postpone the whole proceeding until six months after the service man's military duty ends.

**RENTED HOMES:** A service man's family cannot be evicted summarily from a rented home, if the rent doesn't exceed \$80 a month. Neither is their lease, if any, automatically cancelled by his entrance into the military service. If they cannot pay the rent and the landlord attempts to dispossess them, they may apply to the court, which may either postpone their dispossession for not more than three months or "make such other order as may be just." This at least gives them time to find another and less expensive place to live.

Where an article is being bought on installments, the seller usually has the right to repossess it if payments are not kept up. Where, however, the buyer made the first installment payment before the date the Act went into effect (October 17, 1940) and subsequently entered



**PREM:** *1 minute*

**NEXT:** *Good old potato salad*  
(GARNISHED WITH TOMATOES, WATERCRESS)

**WHEN?** *When company comes hungry*



*Sugar-cured*  
BY THE MAKERS OF  
**SWIFT'S PREMIUM**

**HAM!**



That's the beauty of Prem. It is company-quality meat ready to serve! And you can always have it on hand.

Prem is made of fresh lean meat. Its flavor secret? Not spices, not heavy seasonings, but sugar-curing in the exclusive Swift's Premium way.

Prem is highly nutritious. Hot or cold, it makes *satisfying*, quick meals at little cost. Get some extra cans for *when company comes*.

SWIFT & COMPANY: PURVEYORS OF FINE FOODS

# Safe and Simple Ways to Pickle Your Victory Garden Vegetables!



## Green Beans Retain Their Tempting, Natural Color Pickled Like This:

● Boil 1 cup Heinz Distilled White Vinegar, 1 cup water, 1 tsp. salt, ½ cup sugar (or ¼ cup sugar and ¼ cup light corn syrup) for two minutes and pour over 1 quart hot, cooked green beans. Let stand several hours before serving, or pack into hot jars and seal at once. Makes 2 pints.

**TO BE OPENED WITH PRIDE...COME WINTER**



**CORN RELISH**—Boil 2 qts. corn (about 2 doz. ears) 5 minutes. Cold dip. Cut from cob and measure. Combine 1 qt. cabbage, chopped; 1 cup sweet green pepper, chopped; 1 cup sweet red pepper, chopped; 2 cups coarsely chopped onion; 1 cup sugar (or ½ cup sugar and ½ cup light corn syrup); 2 tbs. Heinz Prepared Yellow Mustard, 1 tbs. each mustard seed, salt and celery seed; 1 qt. Heinz Distilled White Vinegar; 1 cup water. Simmer 20 min. Pack into hot jars. Seal at once. Makes 3 qts.

**To Have Good Luck Putting Up Your Vegetables, Insist On The Best Vinegar Money Can Buy—Aged-In-Wood Heinz Vinegars!**

**G**ET out your prize recipes—select the pick of your Victory Garden—and then make *sure* of pickling success by using Heinz Pure Vinegars! Long aging in the wood produces a marvelous bouquet and tang that emphasizes the fine flavors of your fruits and vegetables. So for best results, order Heinz Pure Vinegars. They're thrifty because they're *full-strength!*



# Heinz 57

**PURE Vinegars**

military service, the seller cannot repossess the item without taking legal action. If the service man or his representative applies to the court for relief, it may suspend the proceedings or make whatever order may be equitable to protect the interests of all parties. The court may also order the article to be returned to the seller who, however, would be required to repay to the buyer all or part of the installments already paid. This protection against repossession of an article bought on installments *does not apply* to a motor vehicle, tractor, or the accessories of either unless 50% of the purchase price has already been paid.

The service man's life insurance policies are protected up to a face value of \$5,000 against lapsing for non-payment of premiums during the period of his military service and one year thereafter. The policies must have been in effect and at least one premium paid thereon thirty days or more before he enters the military service. This protection does not include policies already lapsed, or on which premiums have remained unpaid and owing for more than one year at the time when an application for the benefits of the Act is made, or any policy on which there is outstanding a policy loan or other indebtedness equal to or greater than 50% of the cash surrender value of the policy. Proper forms for protection should be obtained from the United States Veterans Administration, Washington, D. C., or from the service man's commanding officer. After he has filled them out, one form must be sent to each insurance company concerned. If he has one \$5,000 policy with one company, he need send only one form to that company. If he has a \$1,000 policy in each of five companies, he must send a completed form to each company. Also, he must send a copy of every form he uses to the Veterans Administration. Under this arrangement he does not have to pay any premiums on the protected policies while in military service, unless he wants to. If he should die while in the service, his widow or other beneficiary will receive the proceeds of the policies, less a deduction for the premiums which have not been paid plus interest at the rate provided in the policies for policy loans. Otherwise, he is allowed one year after the termination of his military service (or after the date on which the Act ceases to be in force) to pay up the back premiums with interest and so keep the policies in force.


A service man may also defer payment of income tax for the duration of his military service and six months thereafter. Thus a man entering the military service in 1942, for example, and owing installment payments on his 1941 income tax, may let those unpaid installments "ride" while he's in the service if his ability to pay them is materially affected by reason of his service. No penalties for non-payment will be chalked up against him meanwhile, as would otherwise be the case.

**A**NY LEGAL ACTION AGAINST A SERVICE MAN in his absence would involve an attempt to obtain a court order or judgment against him, but these are exceedingly difficult to get nowadays. The court will appoint an attorney to act for the absent service man and, even if a judgment should be granted against him, the service man may act to have it set aside within ninety days after he returns from war, if he can show that he had a meritorious or legal defense to the action. The setting aside of such a judgment, however, would not impair any rights acquired by any bona fide purchaser for value under such judgment.

The protection from repossession of articles purchased on the installment plan, the foreclosure of mortgages and the lapse of life insurance given soldiers and sailors under the Civil Relief Act passed for their benefit, applies only to transactions which the service man entered into *before* the commencement of his military service. While the Act is broad enough to permit a court to stay the enforcement of any judgment obtained against a man in military service, there may well be situations where the court would not exercise such a right. Consequently, the law might not provide relief with respect to some contracts or agreements made after his entry into military service, and therefore a service man should be wary of making new agreements or even a new arrangement on an old transaction. Where he or his family do invoke the protection of the Soldiers' and Sailors' Civil Relief Act, it must be made clear that his ability to pay has been materially affected by his military service.

Uncle Sam is determined that his fighting nephews and nieces—including all members of the Army, Navy, Marine Corps, Coast Guard, Women's Army Auxiliary Corps, and all officers of the Public Health Service detailed by proper authority for duty either with the Army or the Navy—and their families are not going to suffer on account of their entrance into military service. On the other hand, it is well to remember that the Act provides only for *postponement* of financial obligations.

# Defend Your HOME against the Blitz Elements



**NEW!**  
Ready-Mixed



Never before has there been a war in which the Home Front was more important... a war in which property so needed protection — not only against the marauding foe but also against the elements.

Homes, farm buildings and factories are irreplaceable today and therefore deserve the best paint protection money can buy. And no paint ever defended the Home Front more stalwartly than Pure White Lead.

Since the nation fought its first war this gleaming "armor" has helped protect American property. Helped keep buildings standing today that were built by the Minute Men!

White Lead is an outer defense—a bulwark against the weather—that never cracks and scales. It not only makes buildings last longer but it lasts longer itself. Thus it conserves materials in two ways.

Today there is enough white lead for both war and essential civilian uses. No shortage exists. And its good quality is unchanged.

**Dutch Boy White Lead**—available for generations as a *paste*—can now also be bought as a ready-mixed *paint*. This new Dutch Boy Pure White Lead Paint is especially designed for *two-coat* painting. It comes in both Exterior Primer and Outside White. Used together they give sparkling whiteness and complete coverage with two coats—even on unpainted wood. Of course all white lead paint can be colored.

Remember—there's no combination like good paint and a good painter. And whichever form of Dutch Boy goes on your home—the famous paste or the new paint—"you're money ahead when you paint with white lead."



Write for Free, 36-page, Color-Illustrated Booklet! Tells you everything you ought to know about buying a paint job. Address Dept. 401 care of the nearest office listed below:

**National Lead Company**—New York, Buffalo, Chicago, Cincinnati, Cleveland, St. Louis, San Francisco, Boston (National Boston-Lead Co.), Pittsburgh (National Lead & Oil Co. of Penna.), Philadelphia (John T. Lewis & Bros. Co.).

Sirs: Please send me a free copy of "Styling with Paint."

Name .....

Address.....

A. H. 9-42

City..... State.....

• A NATIONAL LEAD COMPANY PRODUCT •



*The American Home Series of State Flower Prints*

*B. Paula Carr*

*Tennessee's General Assembly adopted the Iris as that State's Flower in 1933*

# Keep Summer Memories



Richard Garrison

## Green!

**I**T WAS significant and gratifying that this year's successful Victory Garden program urged the home growing, not only of vegetables and fruits for their food value, but also of flowers and ornamental plants because of their importance in maintaining morale, building up spiritual vigor. Now since that is a permanent, continuing need, we should carry our ornamental gardening on through the winter, by keeping a good collection of plants growing indoors where we can enjoy them. Fortunately, the development and care of a plant room (which is the modern, streamlined version of the old time conservatory) offer a wealth of pleasurable possibilities; and opportunities for making such a room are surprisingly numerous nearly everywhere.

Mrs. S. O. Griffin of California had longed for one for years before she hit on the idea of enclosing nine feet of her seven-foot-wide porch with glass sash and installing a half-glass sliding door, a shelf under the house window, benches along the porch rails and flower pot brackets here and there. The 20-inch-wide benches are covered with linoleum and a narrow board along the front retains a half-inch layer of damp

SHARE WINTER SUNLIGHT AND THE WARMTH OF YOUR HOME WITH FAVORITE PLANTS AND THEY WILL RESPOND WITH SUMMER'S JOYFUL INSPIRATION

peat moss and soil, on which flower pots are set within the picket fence made of lath and plant labels. With only the heat that comes from the sun and the house interior, this room keeps a variety of plants in fine condition from November until mid-June, when they are moved to a lath-house and the removable sash, shelf and benches are taken down and stored. The total cost of the improvement was about \$25 which Mrs. Griffin calls very low for the pleasure it gives—as a plant room and a place for Mr. Griffin's evening smoke.

An interesting variation of this idea is the construction of a bay window or small room right at ground level so that the ground itself serves as the floor between the walls of the house and the addition. Part of this area can be paved or flagged and the rest handled as a border in which pots are plunged or, perhaps, some plants set out. Depending on the locality, a line of heating pipes from the house system carried around the walls might or might not be necessary. If such a plant room faces south and east—as Mrs. Griffin's does—strong winter sunlight may call for some sort of adjustable shade, such as a rolled, split-bamboo screen. In her case, some



*Ezra Stoller*



*Libby, Owens, Ford Glass Co.*

**GLASS DOORS TURN DULL BAY INTO CHEERY PLANT ROOM**



A \$25 INVESTMENT ADDED THIS COMFORT AND CHARM TO THE GRIFFIN HOME. VIEW ABOVE IS FROM THE LIVING ROOM




*Lucy M. Griffin*

near-by evergreen trees cast just enough light shade to render other precautions unnecessary.

Needless to say, the many new developments in the glass field have greatly enlarged the plant-growing possibilities in the average home. Double glass sash provides maximum insulation and insures fuel economy without cutting down the light; plate glass panels permit the enclosing of areas so that the temperature and humidity in them can be controlled without separating them from the living rooms of the dwelling; and the use of glass for shelves and brackets adds to the brightness and modern appearance of such an indoor winter garden, also simplifies its care.



# Sweet Home-



**D**ON'T let anyone tell you it's tough luck to have to eat, sleep, and live all in one room! Thousands of people have done it before; thousands more are doing it for the first time. They're caught up in our colossal war effort, have had to move to crowded centers and often take what they can get in the shape of living quarters, which may be a small hotel room, the guest room in somebody's private house, or an attic made over into a livable apartment. Plenty of patriotic homeowners have opened their doors to take in those who need places to live in—and incidentally have made a little money. It isn't difficult, either, to live in small quarters or to fix them up for someone else to live in, if you go about it in a practical, methodical way, mixed with an equal amount of ingenuity and imagination.

Take the one-room apartment shown on this page and the next. This was once an unfinished and unused attic, cluttered up with odds and ends that did nobody any good. One end was marked off for kitchen and bath and large closet, leaving a space 12'6" wide by 16' long for eating, sleeping, and living. And plenty big enough, too, once the dark, rough, attic space was finished with a wainscoting of brown hardboard and upper walls and ceiling of natural color wallboard, not only for their decorative effect but for insulating purposes as well. (Neither material is essential

## *in one room!*

**There's no priority on pleasant living, even if it is in only one room. Wartime brings many adjustments, but they can be practically painless if you use a lot of good, common sense, a little imagination, and some of that well-known elbow grease. Your pocketbook will hardly notice!**



These odds and ends of dilapidated furniture are what we started with. See what a little face lifting did!

best thing and betook us to the second-hand shops. We came back with a most mongrel-looking collection of junk (awkward, too—ever try to keep two tea carts steady in a taxicab?) and were pretty appalled ourselves when we spread it out and took a good look at it. Then came a severe attack of scraping, painting, bleaching, slip covering, and, voila! we had to admit we had done a job, and at a cost of only about \$55 for all the furniture.

Here's what we bought: Two comfortable lounge chairs; two dirty and badly painted kitchen chairs which we intended to promote to the dignity of a dining room; two chests of drawers; the two tea carts, which were the nearest things to lamp tables we could find; and an old walnut, drop-leaf extension kitchen table. Before we un-capped the elbow grease, we decided on the color



Vogue-Wright Studios

Before  
and  
After

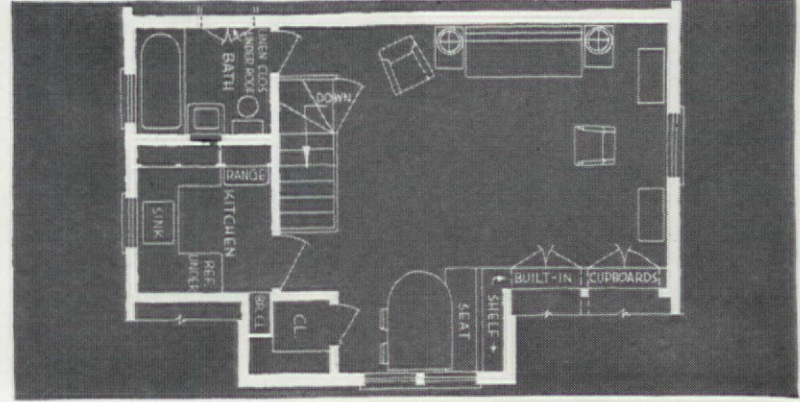
to war production.) Being storage-minded, the designers built in cupboards along one wall to accommodate extra bedding, luggage, and such, and also built in a seat by the dining-room table, the top of which lifts up to provide excellent storage space for woollens put away in moth balls, tennis racquets, and all sorts of other bulky impedimenta that always take up so much space.

At this point, THE AMERICAN HOME editors were called in to do the decorating and furnishing part of the job. If it had been our attic, we would have rummaged around the house for odd pieces of furniture not really paying their way where they were, but since it wasn't, we did the next

scheme. Because generally an attic is none too light, we selected bright, light colors—yellow, beige, greens—with cedar brown for weight. For about \$1 a yard each, we found printed sailcloth in our colors for draperies and the dining-chair slip covers, and striped sailcloth to slip-cover the two lounge chairs. For about \$2 a yard, lo and behold, a wonderful green cotton texture cloth (which won't show wrinkles) for tailored slip cover and pillows on the bed-sofa, cushion and back rest.

It didn't take long to decide to paint the chests of drawers green to match the sofa and seat, and to remove the finish and bleach the tea carts and dining table to a color as nearly like that of the walls as possible. Needless to say, we first removed the push-handle and wheels on the tea carts, and now you couldn't find more convenient lamp tables anywhere. Incidentally, the removable glass tray top of one of the tea carts we lined with gay green plaid wallpaper—decorative and useful.

Wallboard and hardboard, Celotex; printed sailcloth draperies, Colonial; striped sailcloth slip covers, Riverdale; bed-sofa cover, Louisville Textile Co.; fibre rug, Deltox; lamps, Frederick Cooper



That's all, except for the lamp bases and shades made of matting, which are handsome enough to go anywhere, and for the 9' x 12' rug, which is a good wood-tan jacquard weave fibre and cost around \$16.95. These fibre rugs really are excellent. They're fresh and neat looking, and come in perfectly wonderful colors and designs that will appeal to anybody. Besides that, they are so inexpensive they're ideal for the budget.

Last we added a few plants and personal things, like favorite books, a pretty vase or two, and some colorful ash trays and cigarette boxes.

We say, lucky is the young couple who has a chance to live in a cosy one-room apartment like this, with comfort, convenience, compactness, and (maybe we're prejudiced!) a great big lot of eye appeal.

To offset the darkness of a room low down on a court, I chose citron yellow for three walls, stimulating and gay both by day and night light. Flesh pink for the end opposite the window and for the passage between closet and bath make the awkward, elongated proportions less apparent.

The glass curtains supplied by the hotel were fine meshed net. I added a striking plaid of cotton taffeta, in which citron yellow, lime green, and a rich stripe of emerald are combined with two shades of carnation pink. To accent these pinks, I trimmed the plaid with bright ribbon from the dime store. The drapery has a bow at one end of the swag, and a ruffle of ribbon at the other. It is made all in one piece so I can use it elsewhere if wartime migrations switch my headquarters. I planned the corner and the bob-tailed end of the swag valance deliberately. It is vital in a narrow room to emphasize horizontals on the shorter walls. The swag, with its short end, accomplishes



Shown in color on the cover

**R**egard the miracle Margaret Smith wrought for a total of \$47 and read her own story of how she transformed this dark and dismal maid's room in a New York hotel

this nicely and also lets in more light.

The five and dime stores supplied my accessories. Access to the hotel store-room was granted, and I found chairs less shabby and smaller scaled. A ready-made bedspread in lime green was a good investment. It's heavy enough not to wrinkle and it can always be used again in some other place. A ribbon run through and over the atrocious carving on the mirror frame completed my room's "facial."


F. M. Demarest

**O**NE look at room Number 5 and I knew. I knew it was dismal, depressing, and bedraggled. It was about the size of a stateroom on the lowest deck of an ocean liner. Crowded into it were a gruesome metal bed, a dirty gray chest of drawers, a cumbersome chair of too ancient vintage, an atrocious high, narrow bookcase, and a tired old table desk—in a setting of dismal tan walls.

I'd spent weary, footsore hours searching. A furnished room without a lease was more of a rarity than I'd realized—at least, one I'd move into. Yet here, in spite of its present discouraging aspect, was to be my future home. And, believe it or not, I even had a sparkle in my eye as I paid a month's rent, for I knew it was just the kind of nut I would enjoy cracking, that I'd never rest until I had given that room a thorough overhauling and the lift it craved.

Startled but pleasantly friendly, the hotel manager agreed to remove the metal bed, and mount the mattress and springs on legs. I proposed it and had it done just that fast, too. The other projects I had in mind, I sprang upon the management more gently. They were not unwilling to let me paint the chest, so, armed with a can of off-white paint and a brush, I set to work. By this time their interest was aroused, and I found them most cooperative. The offensive desk was removed, and the hotel carpenter built a practical one of plywood, low enough to work at with a typewriter and with drawers at one end. My suggestion to cut off the high narrow bookcase—well, even that met with official approval. This, with the addition of a half round section at the end, provided a headboard for my bed (where I like to read). So started the face lifting.






**WHAT YOU CAN DO FOR \$499**

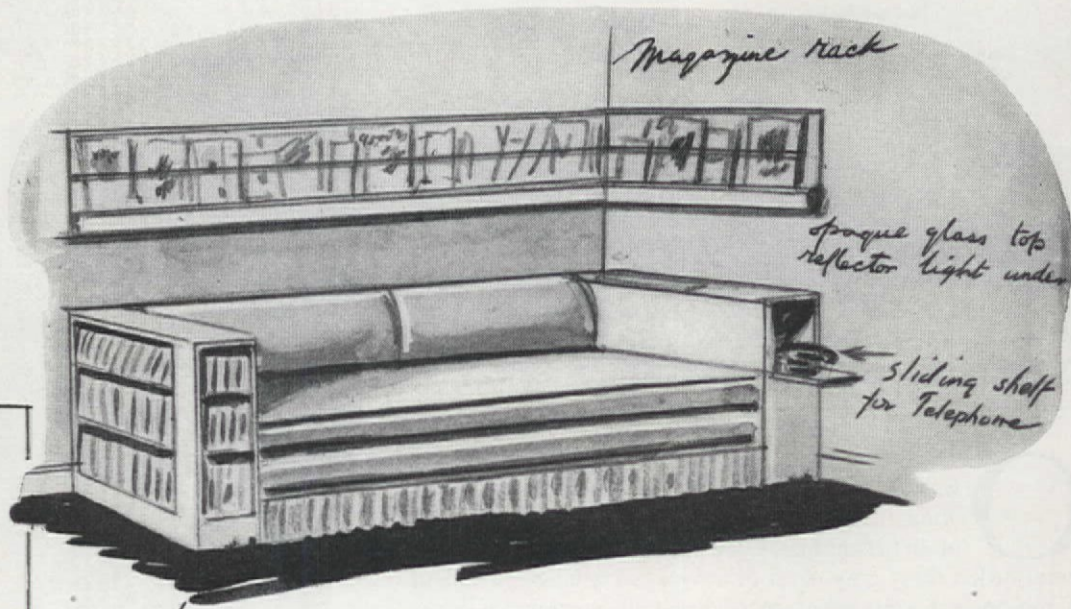
You may remodel your home in war time—says the War Production Board, but the cost of the job must be less than \$500.

In a coming issue, we will discuss projects you can undertake within this allotment.



**O**NE room can serve many purposes easily and comfortably. The trick is in the making of foresighted preparations. Above, you see the living room of the Boe home in Illinois. The Boes have restricted the number of chairs to a single luxuriously comfortable one. But there was no restraint exercised about the number of sofa-beds! Extra guests are delighted with them, and with their lamps, ash trays, conveniently arranged at their fingertips. And yet at all times it looks like a well-trained living room, well groomed and tidy as a pin. At the right is a neat trick—a filing drawer

**SLEEP** in your living room?




as a lamp table! Just the old oak office file case, it can be left in its natural condition, perhaps refinished, or painted to accent one of the pretty colors in your room. If one hasn't adequate space for the man of the house, try one at each end of the sofa.

Above you find a library. A studio couch in the corner, flanked by a bookcase and a box with light and telephone built in. Two wedge-shaped cushions at the back line up with the top of the cases.

A little ingenious arranging, and even the young couple can manage in one room, until Fortune graciously permits larger quarters. At the left you see how one couple made a little dormer window into a nursery, complete with all necessities. Here are ample drawer space, generous working areas—everything that is really needed. The table can become a bath set-up for his nibs, be used as desk and, of course, for eating. Into the small cupboards on the top are tucked toys, medical equipment, and other incongruous but necessary paraphernalia—all out of sight. Painless accommodation for the newcomer!

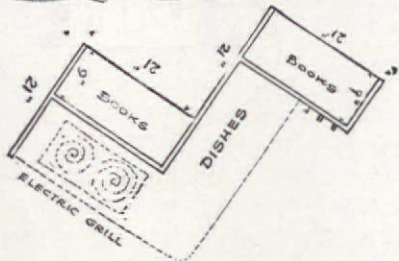


# EAT in your living room?



**W**ITH demand for smaller living quarters and yet with sufficient space for *real* living daily growing more acute, a big problem of "how" arises. Above you see four complete units, all incorporated into a one-room space—eating, sleeping, working, yes, even entertaining. Notice the bed, so neatly tailored it outsmarts any sofa! The built-in cupboards take care of china, glass, and silver, and can even hide away cooking utensils and the like. Part of this unit can be bookcases, if book storage is your problem. Equally advantageous is the privacy granted the desk. To be able to sit apart while writing or planning menus is a joy, you'll find. Surely it is a pleasant variation from the same old trite living-room arrangement!



Presto change is the motto here! Complete modern kitchenette is hidden behind scenes by the simple device of Venetian blinds. Stationary bookcase, shown at left below, conceals the cooking and working units




**F**OR concise utility you couldn't beat the arrangement above. That long drop-leaf on the table shows wise foresight. The tidy closet hides all dining equipment and still keeps it conveniently near. The bed is built up high enough to seat three people comfortably when dining. The bridge tables swing into action for bridge club days. This room requires a neat housekeeper, but that's part of living in one room.


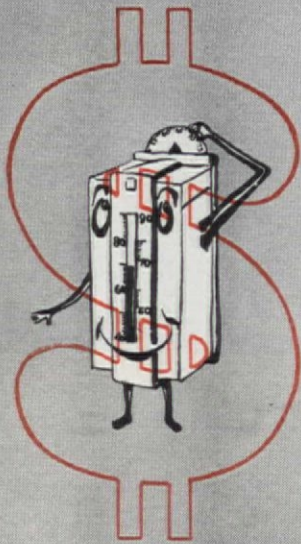
Photographs: Above, Max Tatchell  
Opposite, Frank Wilming

# Getting Your

# DO'S



Save by turning the thermostat down to 60° at night, and draining and re-filling the steam system before fall



At the right: thoroughly clean coal furnace and flue pipes before lighting up. Also, insulate attic and walls, and see that all doors fit and don't lose heat

Regardless of the kind of fuel you burn, economy and common sense call for keeping the whole heating system in apple-pie order. Faulty drafts and dampers, dirty pipe or fuel lines, clogged radiators, poorly adjusted valves, thermostats that are wrongly placed or don't work right, moving parts of every kind that fail to operate as they should—any of these can mean serious waste of effective heat which has cost you money to produce. The time to correct them, of course, is before the furnace is started this autumn. Much of the work you may be able to do yourself, but be sure to call in a good heating man for the more complicated or delicate mechanisms, unless you happen to be a real expert and know exactly what it's all about.

The way you operate the furnace or other type of fuel burner also has a great deal to do with the economy of the whole heating operation. A steady, even consumption of the fuel in just sufficient quantity to

Sketches by




**H**AVE you ever really checked up on the heating end of housekeeping to see if the fuel you buy gives the cold-weather comfort that it should? Well, it's a sensible thing to do, even in peace time—but when the world's at war it is doubly important both to you and your country, for fuels are a vital part of America's wealth and the United Nations' effort, and simply must not be wasted.

Boiled down to its broad essentials, the whole question of heating the house economically during the cold months has just three parts: first, the kind of fuel you use; second, the type of system by which the heat is produced from the fuel and carried to the various rooms; and third, the extent to which that heat actually does the job it's supposed to do. They're all big subjects, and the first two of them may already be settled for you as far as this year is concerned. The third one, though, is going to be right in your lap through the chilly months that lie just ahead; the way you handle it will have an important bearing on whether or not you get your winter fuel's worth.



# Fuel's Wasteful?

## DON'T'S






Don't waste heat by leaving the garage doors or house windows open needlessly; fuel costs money and must be conserved!

maintain the house temperature at a comfortable point (70° during the day in the living portions, with from 60° to 65° in the bedrooms and at night are good averages) is much less wasteful than running everything full blast for a while and then cutting it down. Learn to anticipate the probable weather changes and you'll be able to effect still further savings in the amount of fuel that you burn.

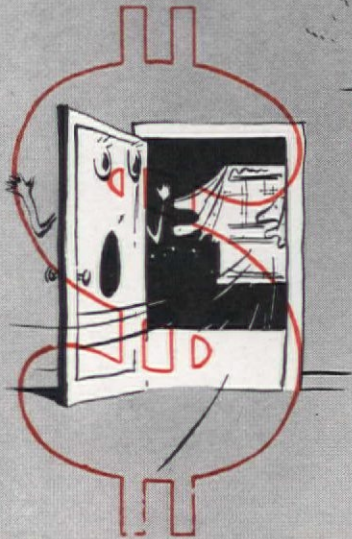
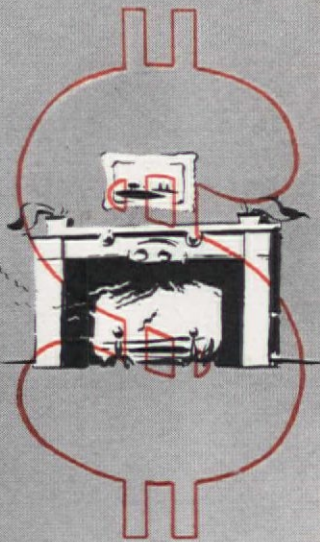
And having produced the heat, don't throw it away! Much of it will vanish up the chimney if the furnace drafts are not operated right, and needless opening of doors and windows will lose a lot more. When a room needs airing in cold weather, close all doors connecting it with the rest of the house, so as not to chill the whole place, and follow the same plan with the bedrooms at night.

There's bound to be some loss of heat through general air leakage to the outdoors, but it can be cut to a minimum by adequate insulation of walls and



Don't fail to weather strip the windows, and when the fireplace is not in use, don't forget to close the damper so as to check heat loss. And no doors left open!

C. and D. Porter



ceilings, weather stripping of all exterior doors and windows, and the addition of winter storm sash and doors on those sides which face the prevailing cold winds. It has been reliably estimated that insulation can effect as much as a 35% saving of fuel, weather stripping 10%, and storm sash and doors 15%. These figures vary, of course, with the location of the house and its construction, but they'll give you an idea of the possibilities in this direction. Quite apart from the immediate advantages, it's obvious that it won't take many years for the saving in fuel expense to more than offset the cost of these original installations. Also, at night, besides closing bedroom doors so as to prevent the

escape of house heat through the open windows, shut off the radiators in these rooms—there's no point in trying to heat all outdoors! And by turning down the thermostat from 70° to 60° when you go to bed, and leaving it at that for eight hours, the chances are you'll cut the fuel consumption at least 10%. Finally, an insulating job on the furnace itself, and the main pipes, will undoubtedly pay for itself in a couple of years.



# Budget-minded



**W**HO says the days of fine handwork have vanished under the onrush of the machine age? Not all of us, fortunately—and certainly not Mrs. Dorothy Van Ark, who, tired of her drab and old-fashioned bedroom furniture but mindful of her budget, set out to prove that two hands can be a whole lot better than none. How she produced an attractive room for less than \$5 and within a single week, thereby winning a \$5 bet with her husband, is such an impressive victory over discouragement that we simply must let her and Mr. Van Ark tell you about it in the blow-by-blow pictures and captions which appear on these two pages.

And Mrs. Van Ark's well-prepared knockout was so popular with the fans that we're sure it will start a lot of them thinking about other projects that deal with interior woodwork. So here is some further pertinent advice given by another



Mrs. Van Ark grimly eyes her opponent—one dreary bedroom



Round 1. She plans her strategy—what to do about mahogany desk, dressing table, stool

Round 2. And now the fight begins in real earnest,



filling in all the grooves with putty so as to provide a smooth surface



Round 5. Wearing down her opponent with sandpaper and washing soda to start the softening up process then a thorough coating with paint



# Dorothy goes 7 rounds!

WITH SOME VERY PRACTICAL ADVICE ON HOW YOU, TOO, CAN OVERCOME YOUR SHABBY OPPONENT, AND WIN THE DECISION


champion of the seize-opportunities class, CHARLES MARSHALL SAYERS. As a rule, says Mr. Sayers, the woods used in interiors have textures and markings that are well worth preserving and need no more than perhaps some staining or diluted painting to enhance their beauty. In a quarter of a century's experience with woods of all kinds he has found that the best and least expensive base for stain is the black asphaltum varnish used primarily for coating iron. One quart of it will stain two large rooms if mixed with a quart of solvent or turpentine substitute. The resulting mixture is reddish brown and can be given other tones by adding a very little green, white, blue, or yellow paint, or raw umber powder. And of course, there are other raw powders, to be used alone, or in combinations, for a still wider range of colors.

When the raw powder is added a teaspoonful of raw linseed oil should be stirred in, and when the job is dry you can apply a good commercial wax, which may be polished after twenty minutes. Since different woods vary in absorptive ability, better test a sample to see how much should be applied. An interesting treatment for pine, California redwood, fir, cedar, and similar woods is to thin paint with an equal amount of solvent or turpentine substitute, apply, and either rub off surplus with a cloth or allow the thin coat to dry and then rub down with steel wool to the grain of the wood, finishing with wax. A good way to apply paste wax is with triple-O steel wool. Dip a wad of it into the wax can and rub with the grain of the wood. The steel wool prevents the wax from piling up.

Another satisfactory stain for light woods, where a yellow tone is desired, is made by dissolving bichromate or potash crystals in boiling water. Apply a very weak solution with a brush or cloth, and wax when dry. But don't try it on either mahogany or oak, as it will darken them.




Round 6. Holding paper lightly so it will not tear, she slides it into place and rubs it flat



## ROUND 7: A KNOCKOUT!



Round 4. Sizing up the enemy, she cuts paper to fit vulnerable spots



Round 5. A good pasting—with paste consistency of paint

**COST?**  
*Less than \$5!*

Photographs  
by  
Carroll Van Ark





*Poppies for "splash"*




*Begonias for deep shade*



*Peonies along a drive*



*Nicotiana for morning shade*



*Chrysanthemums for a colorful hedge*



*Shasta daisies like peonies*



*Gaillardia, a fill-in annual*

*Marigolds to follow peonies*



*Tigridia, a change from gladiolus*



*Lilac for early loveliness*

Photographs: Shasta daisies, poppies, nicotiana, tigridia—the author; gaillardia, marigold—W. Atlee Burpee Co.; lilac, peonies—J. Horace McFarland Co.; begonias—E. C. Blodgett; chrysanthemum—R. M. Kellogg Co.

# 10 Answers

## to 10 Problems

**A**S THERE are all kinds of garden problems, so there are all kinds of solutions. Some of them depend mainly upon the modification or manipulation of the environment; some upon the control of invaders—pests, diseases, or weeds; some upon the adaptation of the gardener to new, unfamiliar conditions; and some—probably by far the greatest number—upon the proper choice of plant to accomplish a desired or needed result. A very desirable quality in any gardener, therefore, is a willingness—yes, more than that, a desire—to know more about plants than what color they are, whether they are annual or perennial, and whether they like acid soil or sweet. The author of one of the most enjoyable and worth-while garden books that has come to our attention of late says, in explaining what kind of a gardener she is: “I am interested in gathering from all parts of the world plants that find to their liking the conditions in the part of the country where I live and garden. I am not interested in acquiring rare and difficult specimens merely because they are rare and difficult. However, I see no reason for excluding a good plant that grows and blooms and fills a need because it is not generally known. . . .” That horticulturally catholic attitude of Elizabeth Lawrence’s, which crops out all through the pages of her “A Southern Garden” (University of North Carolina Press), can be a big help in solving questions of what to plant here, there, or yonder; it is the sort of point of view that leads to such suggestions as Mrs. Baker offers in this article. . . . *Horticultural Editor*

**D**AISIES do tell! An interesting story, too—especially the Shasta daisies (*Chrysanthemum maximum*). They lift their charming faces without a trace of shyness and look you squarely in the eye. That’s why we like them planted along a curving driveway in between a dozen rather widely spaced peonies. There they come into bloom after the peonies have faded; and the newer varieties, we find, do not spread out in all directions like the older type. G. Marconi, a hit at the World’s Fair in San Francisco, is a large ever-blooming double, exquisite as the huge white chrysanthemums of fall. The Queen Victoria Giants have splendid broad petals; Glendale is as fine and fluffy as chiffon, and Timpanogi, a huge single Giant, is supposed to be ever-blooming in climates where the weather doesn’t interfere. There are several fine doubles and semi-doubles which may be readily grown from seed and among them one is fairly certain to find a gratifying number of singles superior in type of growth, and large and beautiful as to quality of flowers.

Few garden features offer more real delight than a cozy breakfast nook. It is easily accomplished by having seats built inside an arbor and using a discarded kitchen table painted to match. And here’s the spot for climbing roses which don’t look just right rambling over a red brick house; varieties such as the dainty Dorothy Perkins, the brilliant Paul’s Scarlet, Blaze, New Dawn, or perhaps Silver Moon.

Iris kaempferi planted right to the edge of a formal lily pool relieve a tendency to uninviting stiffness. They thrive where it is wet enough to please a frog or an alligator and are twice as lovely when

- 1: Have you a curving drive? Border with peonies. Interplant with Shasta daisies for later bloom
- 2: Flower border too “sober”? Brighten with Oriental poppies. Follow with marigolds or gaillardias
- 3: For a spot that is shaded all morning? Nicotiana, deliciously fragrant at night, too
- 4: In more lasting shade? Tuberos-rooted begonias are a joy
- 5: A low hedge for summer? Cushion chrysanthemums are densely bushy and colorful
- 6: Tired of all gladiolus? Tigridias are definitely different
- 7: To shelter outdoor breakfast nook? Cheery rambling roses
- 8: Pool edge seems harsh and sharp? Soften with moisture-loving Iris kaempferi
- 9: Need a temporary porch screen? Sweet peas on low trellis
- 10: To soften the edge of the shrub border? Phlox divaricata

ETHEL MARY BAKER



reflected in clear, still water. While the singles are exquisite, the doubles are even more so, in the opinion of many gardeners.

Suppose your porch is nearly level with the ground and there isn't as yet a screen of shrubbery, or even a balustrade or wrought iron railing to relieve the bareness. Then try planting sweetpeas. When they start reaching for the sky, tack low chicken wire to the outer side of the posts that support the roof, for them to climb on.

When planted close together and carefully pinched back as they grow, the low-growing, cushion-type hardy or garden chrysanthemums make an excellent summer hedge. They start blooming early—almost in mid-summer—and keep it up until a heavy frost occurs, so there are always fresh new blossoms coming along to replace the ones that are clipped off. If the hedge is long and the grouping is done skillfully, you can use several colors; but if space is limited, the hedge is more effective if you stick to one favorite shade, or two separated by white.

While Phlox divaricata is lovely, no matter where it's planted, it makes a picture truly typical of spring when massed in a border along the edge of shrubbery where its mounds of color are spotted with sunny heads of daffodils, golden balls of trollius, or gay splashes of Oriental poppy.

Hours of delectably fragrant bloom will be prolonged if you plant your *Nicotiana affinis* where the sun will not strike it too early in the morning. Again, do not line out the plants in stiff, prim rows; group them in clumps of several, rather close together. Since Nature gave this *Nicotiana* only harmonious shades, it makes little difference whether the variously colored hybrids are planted as a mixture, or kept separate.

For gayety in a sober border, use Oriental poppies, the orange-scarlet *Orientele*, the blushing Mrs. Perry, the rich red Mahony, or the two-tone Snowflake, to mention only a few of the many now obtainable. After the blossoms have shed their big gaudy petals, plant annuals—golden marigolds or brilliant gaillardias, for instance—among the clumps so they will grow up, conceal the withered poppy foliage and the bare ground, and supply bright, cheerful blossoms until frost cuts them down.

The tigridia is a bulbous plant familiar below the border, well known as the Mexican shellflower and less familiarly as the Tiger-iris. Exotic, with a snip of leopard's skin for a heart and bits of desert sunsets for petals, it has found its way into the hearts of many garden lovers. And deservedly, for it is as easily grown as gladiolus and requires much the same treatment, blooming on and on in either full sun or light shade.

## Never Too Young to Help!

**Yes, boys and girls, every single one of you can help win this old war! There are lots and lots of ways, and here are some that are right at your front doors!**

JULIETTA K. ARTHUR



**O**F COURSE you've been gathering waste paper for the Red Cross at home and at school, and of course you've enlisted the whole family's help in gathering old overshoes and raincoats and worn-out rubber hose since the Government called for scrap rubber. But did you ever stop and think that it's more important to keep from adding to that scrap heap than it is to pile it up? With a pair of sharp eyes, a little imagination and a will to do a policing job you can do war work right in your own home. For war work, as ten-year-old Lucy put it, means, "Don't look next door for waste paper until you've cleaned your own attic!"

And when the attic's done, start lining up other jobs. You might begin by taking complete charge of Old Glory. That means not only displaying the American Flag on Memorial and Independence days, but showing it respect by keeping it immaculately clean and learning flag etiquette. This etiquette comes into the picture even when you hang up the flag to dry after washing it in moderately warm soapy water. Never allow it to touch the ground, and hang it with the blue field to the right if fastened by the narrow side, and with the field left if you hang it as it flies.

And then there's saving rubber. This doesn't mean that you should stop wearing galoshes or put away your raincoat till peace time. But it does mean taking care of what you have. The most important thing you can do to help prevent a greater rubber shortage is to learn rubber's enemies and kill 'em off right in your own home. Enemy Number 1 is heat, Number 2 is sunlight, Number 3 is oils and greases. So:

Never leave overshoes outside the house. Put them on and off carefully so as to avoid wear and tear, and when they're dirty clean

them with a damp cloth or with soap and water. When they're wet, see that they dry slowly and thoroughly, away from radiators, stoves, steam pipes, and bright sun. Then stuff them with paper to keep their shape and put them in a cool, dark closet, or down cellar.

Don't drop your raincoat in a wet heap when you come indoors; that's a good way to ruin the finish by letting the surfaces stick together. Wipe it off and hang it up carefully on a wooden hanger until it dries. Don't try to hurry the process by putting it in the sun or any other strong light, and keep it away from hot places. Get that oil or grease spot off as quickly as possible, but don't send any of your rubber things to be cleaned. First of all, use soap and water. If that doesn't do the trick, try a dry-cleaning fluid. Do your job quickly and see that the spot dries thoroughly. Next, be a good craftsman and mend your rubber things yourself, using rubber cement, plastic rubber compounds, and adhesive, or so-called, electrician's or friction tapes.

Being careful and neat about your clothes and playthings is something more these days than not learning good habits, fine and necessary though that is. Today, when there is talk of practice air raids at home, and air raid line-ups at school, you have to learn to keep things ship-shape so as to be ready for any emergency. You never heard of a sailor who wasn't a good housekeeper! He wants to be sure he can lay his hands on what he wants when a typhoon—or a torpedo—comes. You can keep a log, as the ship's captain does (a loose-leaf notebook will do) or hang up an old slate on your door, with your "sailing orders" for the day on it. They won't always be the same, of course, except the big general one that's always good: don't leave anything lying around!



You can help save rubber overshoes by cleaning, drying, and keeping them cool



Neatly placed clothes give you a lot more dressing speed if there's a fire



Rubber beach balls like to be washed and stored dry and cool for the winter



Help the war by taking care of your metal lunch-box, and keeping it clean and dry



*National Girl Scout News Bureau*

Yes, a picnic stove from a big old tin can, holes cut for fire and a chimney!



In New York you can "adopt" a doll if you will always keep her very clean and well



*National Girl Scout News Bureau*

Girl Scout fixes up old toys so other children won't need to buy new ones



*Keystone View Co.*

New bicycles for juniors are "out," so tip-top care of yours is mighty important



*Photographs above, courtesy, Cleanliness Bureau*

Jimmy helps win the war by taking care of his raincoat so it will last longer

# Are They Ready for School?



Photograph, Marie Grae Daniel

BEULAH FRANCE, R. N.

**Y**OUR child's reactions to (as well as actions in) the school he attends may color his whole future life. Unless he is able to make a satisfactory adjustment, he can't hope to be happy there. And—unless he is happy, he will not meet with the success which is his privilege and his right.

You can do much to help prepare him for happiness and success, even with school in the immediate offing, and there lie ahead many months in which to work, through understanding your child and cooperating with the teachers. Let us consider some different types of children, imagining that each one is yours. Take Melvin, for instance. Melvin enters school this fall for the first time. If he's still tied to your apron strings, cut them without further delay. They can't be stretched into the classroom. He must acquire independent habits. He must learn to stand up for his rights—to fight back if need be—and not "run to Mother" with his problems. Put him on his own two feet now and teach him to stand alone. When he comes to you with a question or a problem that he is capable of solving, don't do it for him. Put it on the grown-up, "Well—what-would-you-do" basis and be ready to pat him on the back when he does it right or counsel him if he's wrong. Or is Evelyn—the spoiled, only child—yours? Has



**It isn't just a matter of buying a new suit for Junior and some dresses for Sister, this business of getting ready for school. It goes a long way beyond the material things of life**

**AN APPLE A DAY!**

she learned to expect a "Yes" to all her demands? Has she never been taught to think of anyone else's comfort? That self-centeredness will make it hard for her in school. So start right now to help her overcome it. Assign her definite daily duties which will help you with your work. See that they are performed correctly before Evelyn is allowed to arrange for her personal enjoyment. Send her on various errands that interrupt her

play. Suggest—insist—that she do little things to please her father: that she make scrapbooks for the hospital; collect tin or paper for the Government; forget herself and *do something for somebody* every day.

Perhaps Peter is shy and self-conscious. If suddenly plunged, without any preparation, into a large group of children, poor Peter may feel lost and bewildered. He'll want to run and hide. Arrange now to have several other children with whom he will be associated, come to your home daily, where, under your watchful eye, Peter will become accustomed to mingling and playing with them. Find out what he likes best to do and try to encourage him to practice his favorite pastime until he becomes proficient in it. It may merely be the ability to throw or catch a ball well, but it should be skill which calls for cooperation with others rather than a hobby he can carry on alone. Inferiority complexes can play cruel roles with shy children. Superiority in some one or more simple fields is an excellent cure for them. So be an intelligent guide.

The other extreme is the "show-off," who wants to be the center of attraction all the time. The "great-I-am" is never a real favorite, and

will suffer at the hands of his classmates. Such a child shows unquestionable promise of possible leadership if guided right. But he can easily become a social misfit. When school starts this child's parents will need to cooperate closely with the teachers in the necessary process of deflation which should take place—a process which should be begun at home. No matter how marvelous you and your husband may believe your child to be, for *his* sake hide your admiration, if he thinks too highly of himself.

Obedience will be enforced in the classroom. Your child is not really ready for school until he has learned to obey you. The same is true of respect for the property and rights of all children. Before school starts, a child who has never been there must learn to give and share.

Preparation for school should include, also, the establishment of the best eating habits. Time to chew food thoroughly must always be allowed and willingness to eat what is offered should be cultivated. This is important not only from a nutritional standpoint, but from a disciplinary one as well. The youngster whose eating habits are settled on this premise will be a happier adult and food will be a pleasure, not a problem. We're just beginning now to learn how important this is. Of as much importance is the daily evacuation of the bowels. A well-

known child psychologist has said that constipation causes more mental dullness and more irritability of disposition than parents realize. There is a close alliance between the mental, temperamental, and physical in a school child's life, a fact some parents don't realize.

Therefore, one of the most important things to do before school starts is to take your youngster on a round of the doctor and dentist and have him completely checked. This is the "ounce of prevention" that is worth pounds and pounds of cures later on. Temper tantrums, which have no place in the school room or elsewhere, are often



traced to some physical disorder. Think twice before you scold once. Laziness may come from a nutritional anemia; "dullness" from deafness, poor eyesight, or malnutrition; failure to keep up with class work may be caused by absenteeism due to frequent common colds or avoidable, contagious diseases. Ill-fitting shoes, teeth which are decayed, enlarged tonsils, and adenoids all play their part in many a maladjustment. Until these conditions have been carefully corrected, the child is *not* ready for school. Don't toy with your youngster's precious future!

To be a little more specific on the food question, in this job of preparing the youngster for school, it's up to the parents to see that the child gets off with a good breakfast under his belt, and something that sticks to his young ribs, too. He should have fruit juice, a big glassful, and cereal either cooked or prepared, toast, and milk. That's the basic requirement of starting fuel for the young student, and one that will keep him feeling up to working and playing hard. If this breakfast habit can be well enough established at this time, it will lay the breakfast boggy that so often haunts grown-ups.

If you have brought up your youngster to drink his milk at lunch, eat his meat and vegetables without grumbling and balking, and to enjoy simple fruit or custard for dessert, then he will be more likely to choose those foods at a school cafeteria. A warm lunch at noon for the active child is a nutrition must, whether he eats at home or at school. Even if he carries his mid-day meal, that principle should not be violated. Hot milk or cocoa in a thermos bottle, a warm dish of meat and vegetables in an insulated lunch box, really enjoyable sandwiches and fruit for dessert, can make the mid-day meal pretty much like home. Don't forget that each meal is a third of the child's daily nutritional requirements. Train him accordingly.



Sketches by Milt Groth



Home is more important than ever now

Make more of it with



Bigelow rugs and carpets



Charming designs, lovely colors



in BIGELOW BEAUVAIS  
(Made in U. S. A.)

This is a long-wearing, beautiful quality of carpet. The expert Bigelow Weavers make other good grades of rugs and carpets as well. Go see them all at your dealer's soon.

Take care of the rugs

you have. Keep them clean with Powder-ene...the amazing new powder that cleans your rugs right on the floor. Easy. Economical. FREE booklets on rug care and home decoration. Write Bigelow Weavers, Dept. 942 A, 140 Madison Ave., N.Y. Copyright 1942, Bigelow-Sanford Carpet Co., Inc.




Makers of fine rugs and carpets since 1825

# Firestone

## Extra Values

FOR HOME AND CAR.. FARM AND GARDEN  
.. SPORTS AND RECREATION



**I**N THESE DAYS of higher living costs, it is more than ever necessary to buy wisely. That's why you should make it a regular habit to stop and shop at your nearby Firestone Dealer or Firestone Store.

There, in one modern store, you will find a more complete stock of extra value

merchandise that you want and need for home and car, for farm and garden, for sports and recreation.

Look at the wide variety of products shown here, then see them at your nearby Firestone Dealer or Firestone Store. Who can say when you will again be able to get such high quality products at such low prices?

Some of the products shown or mentioned in this advertisement are sold subject to Government regulations.





**REGISTER YOUR CAR NOW FOR THE NEW TIRE-SAVING, CAR-SAVING, MONEY-SAVING FIRESTONE Extra-Mileage PLAN**

Your tires will be examined, inflated to correct pressure and Safti-Branded with your initials. Your battery, spark plugs, brakes, lights, wheels and lubrication will be checked. All this service is free! Register today at the nearest Firestone Dealer or Firestone Store equipped to give this service. Get your copy of the free booklet on tire and car conservation today!



**WHEN YOU GET A CERTIFICATE TO BUY A NEW TIRE BUY THE Firestone DELUXE CHAMPION TIRE**



Remember, no extra cost, Firestone Deluxe Champion Tires give you many exclusive construction features that assure longer mileage, extra strength and greater protection against blowouts and skidding.

**HUNDREDS OF USEFUL PRODUCTS AT YOUR NEARBY FIRESTONE DEALER OR FIRESTONE STORE**

**HOME SUPPLIES**  
 Bathroom scales . . . Brooms . . . Carpet sweepers . . . Cleaning materials . . . Clocks, electric . . . Clothes dryers . . . Coffee makers . . . Door chimes . . . Door mats . . . Dry cleaner . . . Electrical supplies . . . Flashlights, batteries and bulbs . . . Floor and furniture waxes and polishes . . . Grills . . . Ironing boards, pads and covers . . . Irons, electric . . . Light bulbs . . . Mixers, electric . . . Mops . . . Paints, interior and exterior . . . Painting accessories . . . Phonograph record sets . . . Radios and phonoradios . . . Radio accessories . . . Ranges, gas and electric . . . Shavers, electric . . . Stepladders . . . Toasters . . . Tools, household . . . Vacuum cleaners . . . Waffle bakers . . . Washing machines.

**FARM AND GARDEN SUPPLIES**  
 Fertilizer . . . Garden hose, sprinklers and fittings . . . Garden tools . . . Lawn, flower and vegetable seeds . . . Lawn mowers . . . Overalls . . . Work clothes . . . Work gloves.

**AUTO SUPPLIES**  
 Batteries . . . Brake lining . . . Cleaning materials . . . Cushions . . . Driving gloves . . . Driving lights . . . Fan belts . . . Grille guards . . . Horns . . . Oil filter cartridges . . . Radios . . . Radiator hose . . . Seat covers . . . Spark plugs . . . Sun glasses . . . Tires and tubes . . . Tire repair materials . . . Tools . . . Windshield wiper blades.

**RECREATION SUPPLIES**  
 Badminton sets . . . Baseballs, bats and gloves . . . Fishing tackle . . . Golf supplies . . . Luggage, complete line . . . Men's sport coats . . . Picnic jugs . . . Roller skates . . . Table tennis sets . . . Tennis racquets.

**BICYCLES and Accessories**  
 Scooters . . . Wagons . . . Velocipedes.

Your nearby Firestone Dealer or Firestone Store will be glad to give you one of these emblems for the rear window of your car.



Listen to the Voice of Firestone with Richard Crooks, Margaret Speaks, the Firestone Symphony Orchestra, under the direction of Alfred Wallenstein, Monday evenings, N.B.C. Red Network






Do you run your


For years Houses ran  
Mrs. Babbitt - now SHE  
runs the House!





Designed for pleasant living—these four homes where drudgery has been taken out of housekeeping. The Partens' living room (above) is really functional. The Budlongs' dining room (top left) requires little care, and Mrs. Habbitt's house (lower left) includes only the type of rooms and furnishings she really needs

house



or does your house run you?

**Y**OU'VE heard of men being married to their jobs. Lots of women aren't even on such good terms with their life work, housekeeping. Far worse than being partners in the business with their abodes, they are too often slaves to them. Take your own habitat, be it large or small—perhaps you didn't plan it, and it's not the last word in modern convenience. Have you used that as an excuse for the amount of work you do to keep it up? Well, don't. Survey the situation carefully, shrewdly, as you would a business venture, and see how you can save time and effort, and "up" your efficiency.

Are there pieces of furniture inconveniently placed, so that they are always in the way? Do you follow your mother's housekeeping regime faithfully, shutting your eyes to the progress that has been made in this regard? Do you make every motion count, by quick pickups, by handy placing of utensils and the equipment you use most often?

The owners of the homes shown on these pages realized that they wanted

The McNear boys find good desks and privacy incentives to doing home work. Setting the table is easy—shelves open between kitchen and dining alcove. This saves Mrs. McNear thousands of steps



# planning your home of TOMORROW



➔ It's great fun—it's patriotic and wise—to plan that dream home you're going to build when Victory comes. You're buying war bonds for it now. And you're dreaming of the greater comfort and convenience you'll build into that home of tomorrow.

## AND HERE'S CURTIS' CONTRIBUTION TO YOUR PLANNING— modern low cost WOODWORK

Curtis woodwork is as modern as the home of tomorrow. Curtis research, designing, testing—are continuing to make possible woodwork in step with the times.



A smart new Curtis entrance—low in cost—designed by an outstanding American architect. This is but one of the many new stock designs of beautiful woodwork which Curtis continues to offer. Made of

smooth, easy-to-finish Ponderosa Pine, Curtis woodwork provides the style and comfort you'll want in your home.

Modern corner windows are easy to arrange with Curtis Silentite windows, which add so much in beauty, comfort and fuel savings. Fully weather-stripped to reduce drafts, Curtis Silentite windows eliminate pulleys, cords, weights and other old-fashioned "window pains."



Write for the FREE Curtis book that's full of practical suggestions for the use of modern Curtis woodwork—including windows, doors, trim, entrances, china cases, kitchen cabinets, stairways, mantels, etc. It will help you if you plan to build or modernize now or later on.

186 E  
**CURTIS**  
WOODWORK  
**SILENTITE**  
PRE-FIT  
the "Insulated" window

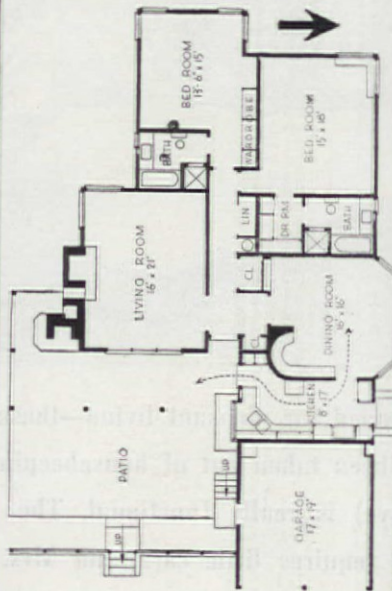
CURTIS COMPANIES SERVICE BUREAU  
223 Curtis Building, Clinton, Iowa  
Gentlemen: Please send me your free book on Curtis woodwork.

Name \_\_\_\_\_  
Address \_\_\_\_\_  
City \_\_\_\_\_ State \_\_\_\_\_

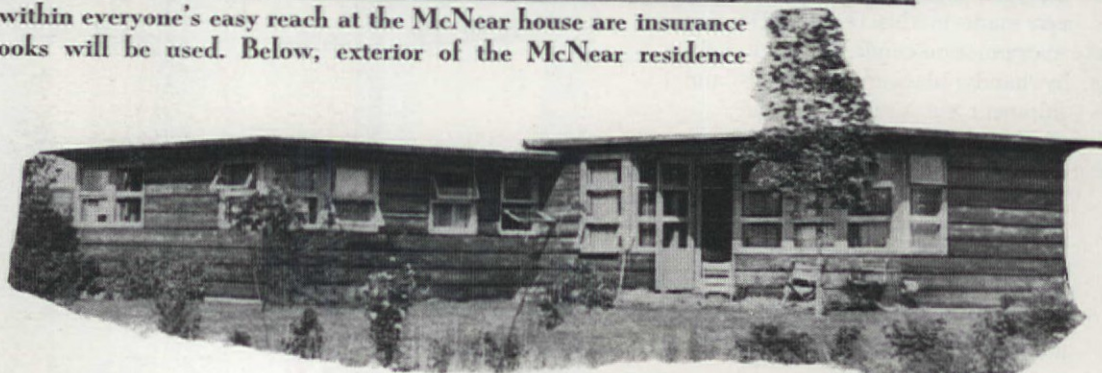
CURTIS WOODWORK IS SOLD BY  
RELIABLE DEALERS EVERYWHERE


Mrs. Babbitt and her mother find an outdoor living room and tiny, orderly kitchen much more conducive to contentment than big, unnecessary rooms

Harry L. Flackmeier, Designer



*The McNears designed their house to minimize steps*  
Bookcases within everyone's easy reach at the McNear house are insurance that the books will be used. Below, exterior of the McNear residence


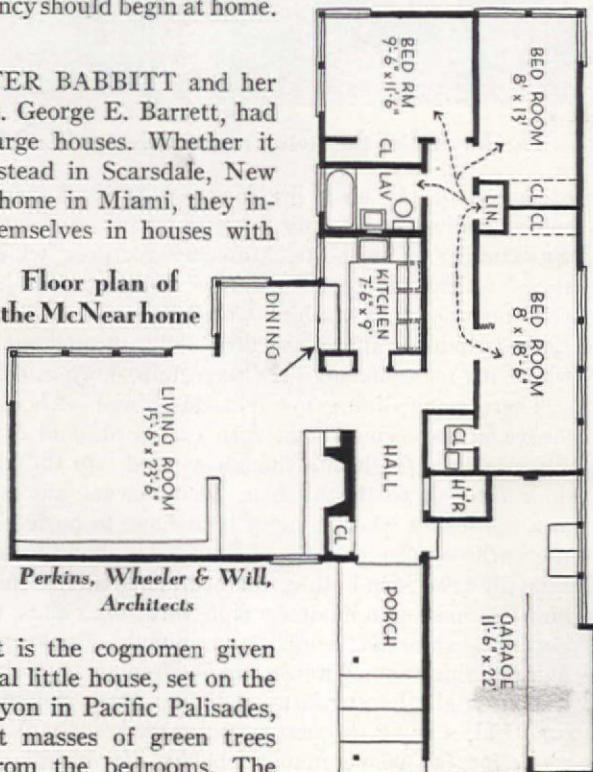




their houses to perform certain functions for them—rather than have to be forever performing functions for the houses. Perhaps you can't start out and remodel your dwelling at this point; you'll find suggestions, though, for saving time and trouble. Remember, today's demands have shown up very clearly the need for more efficiency all along the line. And like all the good things in life, efficiency should begin at home.


MRS. E. FOSTER BABBITT and her mother, Mrs. George E. Barrett, had always lived in large houses. Whether it was the old homestead in Scarsdale, New York, or a winter home in Miami, they invariably found themselves in houses with 30' x 40' living rooms. Mrs. Babbitt had been running big houses all her life and doing it with such apparent ease that no one would have guessed her efficient mind was all the time plotting and planning a compact home.

Floor plan of the McNear home



1. Son Johnny, on leave with his new corporal's rank, Which he won doing stunts with a 20-ton tank,

2. Finds cleaning the windows in their six-room flat Has knocked Mom, in Army slang, hors de combat.



3. But in barracks John learned a trick Ma must have missed, Called, "How To Clean Panes With A Flick of the Wrist."

4. He just uses Windex—it's not sleight of hand, But a work-saving wonder that sure beats the band!



5. Spray it on—wipe it off—for much less than a cent Each pane has a shine you'll acclaim heaven-sent!

6. And at house-cleaning time it's a perfect delight Just a few minutes' work—and your windows are bright!

**DON'T TRUST CHEAP SUBSTITUTES!**

NO STREAKING... NO FILM... WHEN YOU INSIST ON

**WINDEX**

COSTS ONLY 1/4¢ PER WINDOW

• DON'T START fall house cleaning without this non-inflammable, oil-free cleaner that costs but a fraction of a penny for each pane cleaned!

And—Windex is grand for cleaning windshields, mirrors, anything in the house made of glass!

**WINDEX SAVES TIME**


**SAVES ENERGY • SAVES YOU**

You can get Windex in two sizes—6-ounce and the 20-ounce economy size



Copyright, 1942, The Drackett Co.

Sing away those  
Bathroom Blues with  
**PABCO**  
*Soil-Sealed*  
**LINOLEUM**



BEFORE: Scrub, scrub, scrub... but still that old bathroom looked so drab and dingy! Depressing to family morale, too...



AFTER: A smart, inexpensive floor of Pabco pattern No. 2532... with border and cabinet-tops of Pabco Onyxtone No. 5550... inspires a rich, exciting re-decoration theme! A constant, sparkling "lift" for high morale on the home-front... and, so easy to keep spick and span!

## 3-WAY SUPREMACY!

### 1. SOIL-SEALED! 2. SUPER-WAXED



The linoleum-pores are impregnated and sealed to preserve life, color and beauty... and to resist penetration of dirt, stains and footprints!

... by unique factory method. Satin-smooth yet non-slippery. Amazingly simplifies cleaning and maintenance!



### 3. NEW COLOR-FIDELITY!

Pabco brings the most desirable hue in every color... thanks to Pabco's advanced methods of color-control!

There's no "rationing" of Individuality... not when you choose from your dealer's glorious new array of Pabco Soil-Sealed Linoleum patterns. Pabco lights the way to smart, distinctive floors... and at the

same time answers Today's demands for service and economy! For best-selling booklet of re-decoration ideas, send two 3¢ stamps to Dept. A, nearest Pabco office.

THE PARAFFINE COMPANIES, INC.  
New York • Chicago San Francisco



Makers, also, of Pabco Guaranty Rugs and "Stainless Sheen" Floor Coverings

drop at the back of the property forms the patio and, being below road level, it is a protected outdoor living room—one of the most comfortable ones imaginable. One of Mrs. Babbitt's pet peeves (well hidden, to be sure) had been great, gaping dining rooms, so her new house has none. Instead, she has a dining-den. One entire wall of the room is glassed, looking down over the ravine toward the ocean. In one corner is a built-in red leather wall seat and a small table, just the right size for two. There's another section to the table, which comes out of hiding when Mrs. Babbitt and her mother entertain. Silver and linen are kept in disappearing drawers in the wood dado in the den, and it is just six steps from the kitchen stove to the dining table in the den. Mrs. Babbitt calls hers an "aisle" kitchen, and that's just what it is—an aisle, with everything she needs for the preparation of meals at her fingertips on either side. Service to the patio table is just as easy, since the kitchen is located at the front of the house, and decorated so that its appearance blends in perfectly with the bright, gay color scheme. Mrs. Babbitt has deftly achieved a maximum of comfort in her maidless house—one that proves that, when women put their minds to it, they certainly can and do build sensible homes.—MARTHA B. DARBYSHIRE


MRS. EVERETT C. MCNEAR does her own housework, and has two very active sons to take into consideration, so when she and Mr. McNear, a commercial artist, planned their home in Northfield, Illinois, convenience was the chief point to be considered. The home they now have answers all their needs, without imposing any additional tasks on the lady of the house. The house is built of cypress horizontal boards and battens with a flat roof, and it seems to fit right into the landscape. The walls of the hall and living room are cedar, with the



The far end of the living room, showing Mr. McNear's paintings


exception of the large fireplace, which is of common brick. Uninterrupted wall space was purposely planned, so that there would be ample opportunity to hang Mr. McNear's pictures, which are changed from time to time. There is no fancy woodwork for little boys to dirty—thus no woodwork-washing worries every few days for Mrs. McNear! Large windows afford excellent light throughout the house, in spots where it's most useful. This keeps bills down and spirits up!

There is no dining room in this house, either, but rather a dining alcove in the living room, with cupboards and drawers for linens and silver opening both into this alcove and into the kitchen, with a service door through to the kitchen. That feature alone saves miles of steps in a household where hungry boys have to be fed. The boys' room and the bathroom have linoleum floors. The boys have a double deck bed. Pine plywood is in both of the bedrooms, and in the master chamber are built-in chests and modern maple furniture. Thus, the house is all wood, both inside and out, requiring a minimum of upkeep. It's a small house—living-dining room, kitchen, two bedrooms, studio and utility room, but it houses all the comforts of living. Even the studio is versatile and practical, serving as guest room, workshop for Mr. McNear, and dark room for the whole family's hobby of photography.—RUTH W. LEE



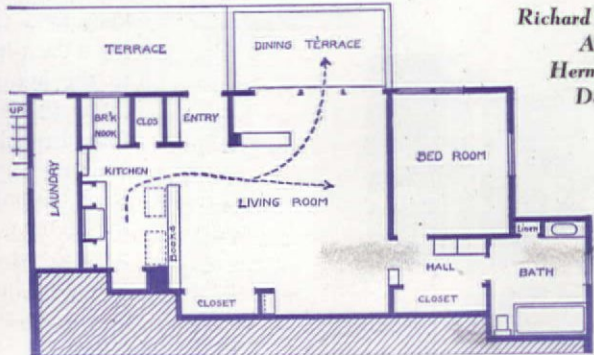

Three-room house serves purposes of usual six rooms

Photographs: Babbitt home, Maynard L. Parker; Parten home, Eugenie Bingham; McNear and Budlong homes, Charles H. Keller



*The Partens make every piece of furniture do double duty—or else!*

DOUBLE Duty House is what we call our home nestled in a hillside overlooking Hollywood. Perhaps because I am an actress and playwright—my professional name is Carroll Borland (in private life we're Mr. and Mrs. Vernon Parten)—I know the wisdom of making everything count. This attitude goes for our home, in that every piece of furniture performs a double function. The house itself had been skillfully and tastefully planned and decorated, and we have "let ourselves go," mixing Chinese pottery, old silver, modern pine built-ins, and Sheraton chairs, and the result is wonderfully livable and, we're told, attractive. We haven't the usual rooms, or the usual arrangements. We entertain frequently, but we felt that our scheme of living would be better served by an outdoor dining terrace than a dining room. So that's what we have. If the weather is bad, we serve buffet style from the radio cabinet and then hustle the remains out of sight on a tea wagon. Practically everything in the house is washable—the indoor furniture is pine, painted, and wiped so that the grain will show, and



Richard M. Schindler, Architect  
Herman Sachs, Decorator

**BEAUTIFUL WALLS for the Duration**  
*and After*

"Our Wall-Tex looks fresh and new and no cracks show through after 6 1/2 years"  
Mrs. L. S.


Would you like to be sure your new wall coverings will keep their original beauty for years and years? You can be sure if you decorate with Wall-Tex fabric wall covering. It is a sturdy, rugged material which actually reinforces walls and ceilings. Its strong canvas base protects against plaster cracks—keeps walls, ceilings unmarred—ever lovely. Its handsome oil-painted colors and soft, rich finishes won't fade or wash off. That's why you can clean Wall-Tex repeatedly with soap and water, enjoy fresh, spotless decoration year after year. Wall-Tex patterns are decoratively smart, with more than 200 appealing designs and colors. We'll gladly send swatches!

**WALL-TEX**  
DECORATIVE WALL CANVAS

**FREE BOOK**  
Mail Coupon

COLUMBUS COATED FABRICS CORPORATION  
Dept. A-92, Columbus, O.  
Send me Wall-Tex portfolio with colorful illustrations, including Wall-Tex swatches.

Name \_\_\_\_\_  
Address \_\_\_\_\_



It's OIL that keeps 'em jeeping

We mustn't waste a drop

To HEAT homes with LESS OIL thousands have...

TURNED TO



OWNERS of General Electric oil-burning heating equipment can take great satisfaction in knowing they are conserving oil.

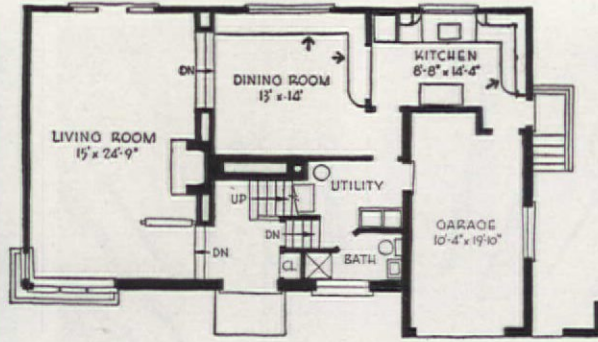
In surveys in Albany, Boston and New York, many G-E owners reported saving from 150 to more than 1000 gallons per year, depending upon type of unit replaced and size of home. This is because General Electric's unique, coordinated boiler-burner design wrings every bit of usable heat from every drop of oil.




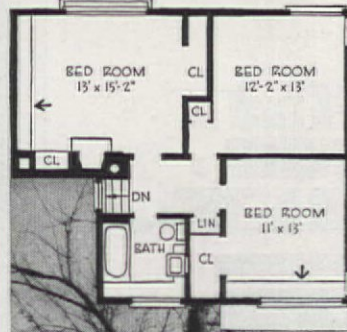
Until you, too, can enjoy the fuel and money savings of G-E automatic heating, do everything you can to keep your present furnace operating efficiently.

TO HELP YOU, G-E has prepared an informative booklet: "Tips on Fuel Conservation." It's packed with suggestions on saving fuel, no matter what kind you're now using. Write for your free copy. General Electric Company, Division 2129, Bloomfield, N. J.

GENERAL ELECTRIC



Arthur Bohnen, Architect



Modern to the last little table, but all in all charming, is the Budlongs' residence in Evanston. The use of built-in furniture throughout eliminates much mopping, dusting

Functional built-ins simplify housekeeping in the Budlong home



ROBERT BUDLONG, being an industrial designer, had many good suggestions to contribute when he and his wife embarked on building their home in Evanston, Illinois. The house is notable for its restraint and good taste in a simple modern trend, and for the use of built-ins. A glass partition separates the living room from the hall, affording the desired privacy near the entrance of the house but avoiding a dark hallway and giving interesting variety to the living room. The partition picks up the light which floods into the living room from four French doors at one corner and a large window at the opposite end. Steps lead down from the hall into the living room and also from the living room into the dining room, another feature which lends distinction to this small Modern house. Indirect lighting in several places, specially designed fixtures in others, mean that there are no fancy frilly shades to



catch dust and require careful frequent cleaning. The living room is furnished with sectional sofas, which permit convenient arrangements. In the dining room, composition tile flooring has been used, and one whole wall is given over to cabinets, doing away with the need for movable storage pieces. At one end of the room is that much-needed appurtenance of modern living, a hurry-up breakfast




bar with stools, convenient to the kitchen. All three bedrooms have built-in units—and their daughter's is particularly sensible. Here the cabinets extend along one entire wall under windows. One section is a dressing table, one a desk, one a toy chest, and one a chest of drawers. A big help in teaching a child to be orderly, and in picking up her room! Through the use of plywood walls, corner windows, and built-in furnishings, many of the usual dust-catchers are completely lacking, and housework has thus been simplified to a noteworthy degree. The whole house is neat, everything in its place, because those places have been provided where they are really needed, where they're convenient to all the family's needs, and where they add to comfort.—RUTH W. LEE



*Idea!*

No maid? No matter! Save steps and simplify dinner service. This top, which fits over table, fastens with thumb screws, can be set in the kitchen and toted to porch or terrace—B. BOYD



**"I've got my new bathroom in an envelope!"**

"WE'RE not spending much money now—putting every cent we can save into War Savings Bonds. But we're making a list of the things we want and that money is going right into them as soon as the war is over.

"Right at the top of the list is a new Crane bathroom and an \$18.75 a month investment in a War Savings Bond will pay for that bathroom almost before we know it."

Why not earmark War Savings Bonds now to buy the things you want when the war is over? The money you invest today is an investment in security. You can make that money do double duty by buying new comforts for your home later. The long life and high quality of this bathroom is assured when you specify Crane.



**CRANE**

CRANE CO., GENERAL OFFICES: 836 S. MICHIGAN AVE., CHICAGO  
PLUMBING • HEATING • PIPE • PUMPS • FITTINGS • VALVES

# SAVE SUGAR

by using

## BRER RABBIT MOLASSES

(60% natural sugar)

With Brer Rabbit you can enjoy a variety of delicious desserts without using a grain of sugar. This is because Brer Rabbit Molasses itself is 60% sugar—wholesome, natural sugar from the juice of the sugar cane.

**NO SUGAR NEEDED** when you use delicious **BRER RABBIT Molasses** as the sweetening for cereal, stewed fruits, grapefruit, baked apples, baked ham, candied sweet potatoes, and baked beans.

Gives you extra iron, too! Scientific tests have shown Brer Rabbit is second only to liver as a rich food source of available iron.

**NO SUGAR NEEDED** in these delicious desserts. Try them!

### BRER RABBIT GINGERBREAD

½ cup melted shortening	1½ tps. soda
1¼ cups Brer Rabbit Molasses	1 tsp. cinnamon
1 egg, beaten	1 tsp. ginger
2½ cups sifted flour	½ tsp. cloves
	½ tsp. salt
	¾ cup hot water

Mix shortening and molasses; add egg. Stir until blended. Mix and sift dry ingredients; add alternately with hot water. Bake in well-greased 9x9x2 pan in moderate oven (350° F.) 45 minutes. Yields 16 portions.

★

### LOUISIANA RICE PUDDING

4 cups milk	½ tsp. cinnamon
½ cup Brer Rabbit Molasses	½ tsp. salt
½ cup washed rice	½ cup raisins

Mix well. Bake in slow oven (275° to 300° F.) 2½ hours, stirring four times (every fifteen minutes for first hour) and add one tablespoon butter in fourth stirring. Serves six.



**BRER RABBIT MOLASSES** comes in two flavors: Gold Label, light and mild-flavored; Green Label, dark and full-flavored.

### FREE SUGAR-SAVING RECIPES!

Penick & Ford, Ltd., Inc., New Orleans, La., Dept. AF9-2

Please send me—free—Brer Rabbit's special new collection of sugar-saving recipes. Also "Modern Recipes for Modern Living," containing 116 recipes.

Name \_\_\_\_\_  
(Print name and address)  
Street \_\_\_\_\_  
City \_\_\_\_\_ State \_\_\_\_\_



# - in Love

Two grand ways, with a timely slant, to while away some merry hours in good company. A good time will be had by all, including the hosts!



**G**ENERAL SHERMAN was right about war, but, fortunately, there are moments, suggested by the whole business, that can be fun. Maybe you think a First Aid Shower sounds gruesome or hazardous, to say the least, but it is neither, and a great many useful things come out of it that are lifesavers.

Nor is the Original Black Out Party a deep, dark performance. It turned out to be a "Negative party that was a positive success." In other words, a part of a five-ring circus given by the Allen Johnsons, all hinging on a sort of scavenger hunt by camera.

The First Aid Shower brought forth such things as a sewing kit, stain remover, liquid wax, even vitamin B<sub>1</sub> tablets for any plant that might ail. In fact, a well-rounded collection of First Aids for every damage a young and innocent bride might cause. The whole idea was carried out, literally, on a stretcher, when the final presentation of gifts came. The gift-laden litter, made in the approved First Aid manner, was properly carried into the living room, which was all tied up in knots. The mirror was draped with a cravat bandage, the pictures, vases, and lamps were all bandaged. Even the figurines on the end tables were bound up with slings and hand bandages. The centerpiece for the luncheon table was made of

splints and jonquils, for the light touch, and the place cards were cut in the shape of bandages.

Each of the stretcher-borne gifts had a very catchy little verse that described the object within. Aside from practicing their First Aid, these smart young gals preached it, and the bride-elect was provided with a wonderful nest egg of useful things to meet almost any household emergency.

Now, take a look at the quaint program-invitation that appears at the top of the page. That certainly would pique any recipient's curiosity. And that's just what it did. Ten couples were involved in this gigantic day of fun and frolic and did they have *fun!* The pictures on the next page are the results of their striving, in part. The list of instructions each couple received on arrival included the following subjects to go out and "shoot", on sight or sound:

- |                            |                          |
|----------------------------|--------------------------|
| 1. Old fashioned corset    | 7. Something old         |
| 2. Close-up of cow         | 8. Something new         |
| 3. Close-up of mule        | 9. Open trolley car      |
| 4. Baldheaded barber       | 10. Sunday School picnic |
| 5. Two men in one-oar boat | 11. Church wedding       |
| 6. Something historical    | 12. Mustached policeman  |

The "hunt" resulted in as many different interpretations as there were people involved in it and for

# and War

PARTIES by  
SUSAN JONES MEDLOCK  
and  
JUNE JOHNSON JEFFCOTT



THE WOODEN BOSSY



OLD CORSET



CLOSE UP OF A MULE



SOME WENT TO CIRCUS



GRANDDAUGHTER  
AND GRANDDAD




MUSTACHIOED COP



TWO MEN IN A BOAT



SOMETHING OLD



VIEW IN A PARK



## Your **JUNK** will shorten the war

PERHAPS your son or your neighbor's son has gone to war.

Help these boys to win more quickly by speeding America's production of steel for the weapons they need.


Search your attic, basement and garage for old iron and steel articles. Half the steel in a tank, truck, ship or gun is made from such scrap. As you go through your house, remember—all your old iron and steel, copper, brass, zinc, lead, rubber, even old toothpaste tubes, will swell the tide of raw materials.

What should you do with your scrap? Even if you have to move it yourself—get it to your local Salvage Committee, a local charity, or to a junk dealer. Do it NOW!

Iron and steel scrap collected will be purchased by the steel industry at prices set by the Government.

Many American communities are showing what can be done. Their local charities and civic organizations are receiving thousands of dollars from the sales.

Let's shorten the war. Every ounce of scrap you find will help speed America's victory. The American Rolling Mill Company, 2361 Curtis Street, Middletown, Ohio.



This advertisement is in support of the Salvage Program of the Bureau of Industrial Conservation, the War Production Board.

# What has House Paint to do with War Economy?



Ralph Stoetzel, Architect

"I WILL take good care of the things I have," declares the Consumer's Victory Pledge proposed by OPA . . . pointing the timely moral that war economy begins at home.

Protection of the home, against gnawing Time and fretting Weather, can well be done by a good painting contractor, working with enduring Eagle White Lead in linseed oil.

Conservation against waste of money, material and labor, against early, needless repaintings, is economically provided by Eagle White Lead!

This tough, durable pure white lead paint holds up the process of wood decay, arrests depreciation

of buildings, keeps young-looking and beautiful the house which may very well represent your largest single investment.

Since 1843, Eagle White Lead has safeguarded and beautified homes. Architects and painters know and advise it. . . home owners with a weather eye on the future insist on it. Why not discuss Eagle White Lead with *your* contractor? It's good war economy!

**New Booklet:** Gives valuable information on painting, including how to get your money's worth from a paint job. Write The Eagle-Picher Lead Company, Dept. A-92, Cincinnati, Ohio.

THE EAGLE-PICHER LEAD COMPANY • CINCINNATI, OHIO  
Member of The Lead Industries Association

each of the subjects found, the hunter was entitled to attempt one of these more rarified shots:

1. Best portrait
2. Best animal picture
3. Best landscape
4. Best marine view
5. Best action shot
6. Most humorous picture

Then there were "alibi" sheets with spaces for predictions about each picture. Suggestion: "This picture will probably be poor because my wife's mouth was open."

Those who spurned bridge left in groups of two's and three's for the zoo, the park, or where their fancy listed. Here's one couple's tale:

"My husband and I went out into the country, cow hunting. The cows near the fence ran away, and others wandered around in pastures well populated with un-photonogenic bulls. Finally, we found a beautiful wooden bossy.

"We went on our way, rejoicing, in hot pursuit of the smooth-headed barber and the mustachioed policeman, and other intriguing shots.

"There was much excitement when we returned to the party with our attempts. In trying to get the boat picture, the vessel had overturned, dunking the two occupants and their single oar. The camera-

man was so excited that he never even clicked his shutter once!"


While the men of the party went into the dark room and started work on the developing, the ladies arranged supper. Lots of sandwiches, a whole baked ham, deviled eggs, salads, and the similar fare were brought by the guests and the hostess served the appetizers, beverages, and sweets.

After supper came the Black Out feature of the party, which turned out to be games played in the dark, such as Murder and Sardines, managed by air-raid wardens, equipped with whistles and flashlights.

The next afternoon, they all went back to the party for the judging of the prints and the awarding of the prizes, which were very nice and numerous. The lucky ones received photographic equipment, ranging from boxes of color films to a tripod, with an exposure meter as the Grand Prize.


This party happened before cars were being wrapped in moth balls and cotton and being stored for the duration, but the very fact that the field of endeavor must be limited should make it even more fun. It's a chance to get acquainted with your own neighborhood, and to see how observing you are—or aren't!

## Love glitter? Make it!



F. M. Demarest

On the back of the mirror, find the exact center. Mark off the size of your picture, and one-quarter inch inside this trace another square or rectangle. Scrape the silver off the inner square, with razor blades. When you work



MIRROR picture frames do wonderful things, both for pictures and for rooms. It's easy on both the budget and the energy to make your own, from inexpensive 10-cent store mirrors, framed or unframed. Select a size that allows a wide enough mat to be effective.

along the sides and corners, scrape against the metal edge of a ruler. If you scrape off more silver than you meant to, select a larger picture, and finish off a larger opening. When the opening is completely clean, attach picture to the back with Scotch tape.—OLIVE FISHER

# Uncle Sam tells you how to *Guard the Value* of your *Home*

**Y**OUR GOVERNMENT doesn't want you to let your home "run down". It knows that millions of Americans treasure their homes—and it has made adequate provision for keeping them in good repair and up-to-date.

Present regulations will let you spend up to \$500 in *improving* your home. There is no limit on the amount you may spend for *repairs* or *maintenance*. If you are at all confused about the interpretation of these rulings, your Celotex dealer and The Celotex Corporation are ready to help you.

Building, remodeling, repair and maintenance of homes has always been part of your Celotex dealer's business. He knows what wartime regulations permit and can tell you about them. Even more, he has most of the materials you require for repairing or improving your home and can show you how to use them to money-saving advantage.

The most important thing is that you have the work done now—while materials and labor are available. There is no better investment for your money—nothing that will give more lasting satisfaction and comfort. Write today for our new booklet "American Home-Owners Wartime Guide." You'll find it extremely helpful. It will show you how to guard the value of your home and cooperate with Uncle Sam. Send the coupon today.




## Some of the things you can do


**REPLACE or REPAIR YOUR ROOF.** This comes under the heading of necessary maintenance . . . Ask your Celotex dealer about doing the job with Celotex Triple-Sealed Roofing Shingles. Get the extra protection and the colorful beauty that these outstanding roofing products will bring to your home.



**INSULATE YOUR HOME.** Make fuel savings that are important to you and the war effort . . . Add to comfort winter and summer . . . This improvement can be made well within your \$500 allowance . . . Ask your dealer about insulating with Celotex Rock Wool or Rock Wool Batts . . . Get the permanent, fireproof-insulating efficiency of these superior products.



**NEW ATTIC BEDROOM.** You can quickly and easily convert waste attic space into a comfortable, livable room by using Celotex Insulating Interior Finishes. These versatile materials build, insulate and decorate all at *one cost* . . . Ask your Celotex dealer about it . . . This improvement can easily be made within your \$500 allowance.



# CELOTEX

REG. U. S. PAT. OFF.

## BUILDING PRODUCTS

INSULATING SHEATHING  
LATH - INTERIOR FINISHES  
ASPHALT SHINGLES - SIDING  
ROLL ROOFING

HARD BOARDS - ROCK WOOL  
BATT'S - BLANKETS  
GYPSUM PLASTERS  
LATH and WALL BOARD

### "AMERICAN HOME-OWNERS WARTIME GUIDE" . . . **FREE!**

What Repairs or Improvements Will The Government Permit You to Make In Your Home? . . . What Constitutes a Repair? . . . An Improvement? . . . This Free Book Gives the Answers! Send for It!

THE CELOTEX CORPORATION, 919 N. Michigan Ave., Chicago  
Without cost or obligation, please send me a copy of your new booklet, "American Home-Owners Wartime Guide".  
I am interested in: New Roof  Insulation  Remodeling


Name .....

Address .....


City.....State..... A11 9-42

## HELP YOUR FURNACE DO ITS BEST

(how to use less fuel  
... have cleaner heat, too)



**1 Your forced warm-air furnace** has air filters to remove dirt and dust. In doing this these filters clog up. This prevents enough warm air from circulating through your home. House gets cold. Furnace overworks, uses more fuel. Can you stop this waste?



**2 Yes, change dirty air filters!** Look for filters in blower cabinet of your forced warm-air furnace. Get new Dust-Stop\* filters. **THE BEST!** Have plenty of clean warm air filtering in all rooms. Be healthy and warm. Use less fuel.



**3 Save on home upkeep** by saving wear from excessive cleaning of furniture, walls, drapes. These things are hard to replace now... expensive too.



**4 Order Dust-Stops today!** Most sizes cost \$1.50 apiece... soon pay for themselves in fuel and cleaning money saved! Call the nearest Dust-Stop dealer listed in the classified section of your telephone book.

**FIBERGLAS\*  
DUSTOP\*  
AIR FILTERS**

\* T. M. Reg. U. S. Pat. Off.



Made by Owens-Corning Fiberglas Corporation, Toledo, Ohio. In Canada, Fiberglas Canada, Ltd., Oshawa Ontario.

Save fuel... help war production and transportation

# Painting?

**W**ITH the advent of many would-be painters into the industry and the contractors' ranks, it is well for homeowners to know something about what a painter should *not* do if his work is to be satisfactory and a real protection to the property. It is easier to learn the few things to avoid than to try to master the whole varied art of painting.

It does not matter what kind of paint is used, whether the old lead-and-oil standby, mixed on the job, or some popular, ready-prepared brand; any good product will give real service and protection *if* the job is properly done. Modern materials are thoroughly tested and can be relied on, but no manufacturer can protect the consumer against the poor workman on whom rests the responsibility for many of our painting troubles and disappointments. So here are things that you should not do, nor permit a painter to do, when you have your house painted or do it yourself.

### WATCH OUT!

Don't let a painter bring paint to the job ready mixed. Insist that all materials be in their original packages so they can be mixed to meet individual conditions.

Don't accept an extra thick, one-coat job over new wood; it is never satisfactory. A thin priming coat is needed to penetrate the wood fully and help bind the second coat.

Don't let anyone tell you he can cover your house with one coat of paint if the old surface is dry and rubs off. It can be done only if the surface is in good condition, bright and hard and firm in every way.

Don't ever put any paint over dusty or dirty surfaces; or on a wet, or even a damp surface, whether the wood is old or new.

Don't paint over tar or creosote spots until they have been covered with an aluminum paint primer. And don't paint over greasy spots, either. Wash off any grease with a caustic solution, then let the surface dry well before painting.

Don't use regular oil paint, made for siding and trim, on porch floors where extra heavy wear calls for special type porch or deck paint.

## Guard now against Fuel Shortages

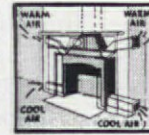


### Build or Remodel your FIREPLACE for extra circulated heat!

War restrictions may further limit the supply of fuel oil and gas. Coal shortages are predicted. So build a new fireplace, or remodel your present one around a HEATILATOR unit to insure comfort. The Heatilator fireplace actually circulates heat. It warms the entire room and adjoining rooms. Eliminates wasteful furnace fires in spring and fall—augments the central heating plant in cold weather. Provides all the heat needed in mild climates.

#### ANY STYLE FIREPLACE

Concealed inside the masonry, the Heatilator is a double-walled steel form around which any style of fireplace can be correctly built, or rebuilt. It eliminates faults of design that commonly cause smoking. Simplifies correct construction of a new fireplace—adds little to cost. Easily built into most existing fireplaces. See your building supply or lumber dealer, or write for details.



HEATILATOR, INC.,  
819 E. Brighton Ave., Syracuse, N. Y.

### HEATILATOR Fireplace


## We're Planning Your FUTURE KITCHEN



TODAY the Youngstown Pressed Steel presses are turning out the materials of war with the steady rhythm and beat of a marching army — the army of production marching 24 hours every day.

In another department of the plant skilled planners and researchers are looking past the battle smoke to the blue skies of peace time and are planning more attractive kitchens — kitchens that will save even more miles of "Trudgery".

A YPS Kitchen will be worth waiting for.



YOUNGSTOWN  
PRESSED STEEL  
DIVISION

MULLINS MFG. CORP., WARREN, OHIO

Don't ever apply a second coat until the first coat is thoroughly dry. Allow two or three days of dry summer weather between coats and four or five days in the winter.

Don't apply paint when the temperature is below 50°F. or on a frosty surface, no matter what the air temperature happens to be.

Don't use or permit the use of coal oil or gasoline in mixing or thinning paint. I might even say don't let a painter have such materials on the job—just to keep temptation away from him. See that nothing but pure linseed oil and turpentine are used and you know you will always be safe.

Don't hope to merely scrape off old paint; burn off any scaly surface before repainting it.

Don't put putty on window sash until they have been cleaned and primed with paint that has been allowed to dry, or it will loosen.

Finally, don't expect good results from second-grade materials or second-rate painters, and don't be backward in demanding your rights in the way of good work. Regular, reliable painters will be glad to treat you fairly, just as they want to be treated; it is the gyp that you must always watch with care.—AN OLDMASTER PAINTER

**S**O MUCH for the painting itself. Now for some facts that show why it is both feasible and thrifty to acquire the so-called luxury of fresh paint on or in the house without in any way imposing added strain on the nation's all important war-time economy:

When you consider that the annual saving of property from rot, rust and decay by the use of paint has been estimated by Dr. H. A. Gardner, Director of the Scientific Section of the National Paint, Varnish and Lacquer Association, at three and one-half billion dollars yearly, it is plain that in wartime the saving is far more important than that of the money alone—it is the saving of enormous quantities of critical materials which are component parts of the structures and material equipment of the nation, many of which are irreplaceable, if once lost, until well after the duration of the war. Under present conditions, the vital necessity of protecting every bit of metal in an estimated eighty billion dollars worth of buildings—exclusive of the land they occupy—which constitutes the homes of the nation, can hardly be overestimated, to say nothing of the vast additional volume of business, industrial and institutional property in which critical war materials are such important structural components.

# Who said PIE?

**N**OT that it makes much difference; it's a magic word no matter where, when, or by whom it's uttered, and the effect is always the same—even after a Thanksgiving dinner that refutes all medical data on the physical size and capacity of the human stomach. There may be personal preferences as to style—the ladies may go for lemon chiffon with ruffles of whipped cream, while the so-called stronger sex sticks to apple, with a sizable blob of ice cream rampant—but pie, of one sort or another, is as much a part of American life as Santa Claus.

It doesn't have to be a dessert, either. Meat pies have long been an object of our affections, and vegetable and fish pies, while not so widely known, will make a place for themselves among your family's favorite dishes if you give them a chance. For you, the housewife, they have even more advantages. They're easily prepared, can be made ahead of time, and, perhaps even best of all, are a perfect answer to what to do with left-overs. What more could one ask in these days?

If you've never gone in for meat pies, you may have no pre-conceived notions as to what sort of crust you prefer for them. But it won't be long! Get two or three meat-pie enthusiasts together and you can start a rousing argument any time on the subject of crust. There are three schools of thought in the matter. Lots of folk go for the pie crust type, insisting that its flaky tenderness is the perfect adjunct to the highly flavored meat and vegetables within. Then there's the biscuit-top contingent, which favors fancy shapes, such as pin-wheels, squares, circles, stars, or whatever, and flavors the biscuit dough with cheese, parsley, or herbs. And a third is the mashed-vegetable-top party, favorite of the modernists, who go all out for mashed potatoes, carrots, rutabagas, or some such, as a covering.

Well, you pays your money and you takes your choice. Personally, we'll take 'em all! And we give you an assortment to choose from.

The spicy meat pie, for instance, sports a cheese biscuit top, which complements the flavor of the salami, beef, and vegetables inside. Simple to prepare, it's still something you'll be proud to serve even your fanciest guests. We used the cheese biscuit top, too, for the savory ham pie, a natural for using up the remains of that ham and making yourself a reputation at the same time. When you're stuck with left-over vegetables, the vegetable pie will do as much for you.

The fish crumb pie (page 52) is a versatile fellow, adaptable to whitefish, cod, salmon, or haddock, while the vegetable beef turnovers (familiar to our British Allies as "pasties") lend themselves to almost any occasion, since they're just as good cold as hot. Try them cold for picnics or for those school lunch boxes that are coming up any day now. Within one of these tasty morsels you have practically all the essentials of a balanced meal, even to the bread. With a tossed salad, milk, and a fruit dessert, you can feast sumptuously and feel righteous and aware, at the same time, that you've done right by your vitamins.



● savory ham pie  
("quickie")



● spicy meat pie



● vegetable beef  
turnover



● vegetable pie  
(left-over)

● **savory ham pie with cheese biscuit top ("quickie")**

Preparation time: 35-40 min.

- |                               |  |
|-------------------------------|--|
| 3 tbsp. onion, minced         | 1 can (10½ oz.) condensed chicken soup |
| 4 tbsp. green pepper, chopped | 1½ cups milk                           |
| 4 tbsp. butter or margarine   | 1½ cups ham, diced                     |
| 6 tbsp. flour                 | 1 tbsp. lemon juice                    |

Cook onion and green pepper in butter or margarine until soft but not browned. Add flour and stir until frothy. Add soup and milk and cook until thick and smooth. Add ham and lemon juice; pour into buttered casserole.

- cheese biscuit top:**  
 1½ cups prepared biscuit flour      ½ cup grated cheese  
 6 tbsp. milk

Mix biscuit flour and cheese together and stir in milk to make a medium soft dough. Roll out on a floured board and cut with a biscuit or doughnut cutter. Arrange biscuits on top of savory ham pie and bake in a hot oven (450°F.) 20 min., or until biscuits are golden brown. Serves 4-6. 457-683 cal. per serving.

Source of vitamins A and B complex

Courtesy of CAMPBELL SOUP

Tested in THE AMERICAN HOME KITCHEN

● **spicy meat pie**

Preparation time: 55-65 min.

- |   |                            |
|---|----------------------------|
| <b>pastry:</b>                              | <b>filling:</b>            |
| 2 cups sifted flour                         | 2 cups cooked cubed beef   |
| 1 tsp. salt                                 | ⅓ cup diced salami         |
| ½ cup lard                                  | 1 medium onion, minced     |
| 4 tbsp. water                               | 4 tbsp. bacon drippings    |
| <b>variations:</b>                          | 3 tbsp. flour              |
| Tomato juice for water                      | 3 cups broth               |
| ½ cup grated cheese added to flour and salt | 1 cup cooked cubed carrots |
|   | Salt and pepper to taste   |

SIFT flour and salt together and cut in lard until mixture looks like coarse cornmeal. Add cold water and mix lightly with a fork. Chill. Divide pastry in two parts, roll out one part and line a 9" pie plate.

For filling, brown the beef, salami, and onion in hot fat. Sprinkle with flour, add liquid, and stir until thick, about 10 min. Add carrots, salt, and pepper, and pour into unbaked pie shell. Top with pastry, cut lattice style, and bake in hot oven (450°F.) 30-40 min. A different meat pie and one you'll like. Serves 6.

582 cal. per serving. Source of vitamins A and B complex

Courtesy of SWIFT & Co.

Tested in THE AMERICAN HOME KITCHEN

● **vegetable beef turnover**

Preparation time: 1 hr.

- |                      |                   |
|----------------------|-------------------|
| <b>pastry:</b>       | ⅛ tsp. pepper     |
| 1½ cups sifted flour | ½ cup lard        |
| ½ tsp. salt          | 4 tbsp. ice water |

SIFT flour, salt, and pepper together and cut in lard so it resembles coarse cornmeal. Mix in water; chill.

- |                             |                             |
|-----------------------------|-----------------------------|
| <b>filling:</b>             | 1 tsp. Worcestershire sauce |
| 2 cups cooked beef, cubed   | 1 tsp. salt                 |
| ½ cup onions, minced        | ⅛ tsp. pepper               |
| ½ cup celery, diced         | ⅛ tsp. paprika              |
| 1 cup potatoes (raw), cubed | ½-¾ cup bouillon broth      |

Mix all ingredients together except bouillon broth. Divide pastry into two parts and roll each part out to size of a pie plate. To make turnovers, put half of filling on one-half of each pastry. Brush edges with water and fold crust over pinching edges together. Place in pie plate. Make slits in tops of turnovers and bake in hot oven (425°F.) 30-40 min. During baking time pour bouillon broth in slits to keep filling moist. Makes two turnovers. Serves 4-6.

422-654 cal. per serving. Source of vitamins A and B complex

Courtesy of ARMOUR & Co.

Tested in THE AMERICAN HOME KITCHEN

● **vegetable pie with parsley pinwheels (left-over)**

Preparation time: 1 hr.

- |                             |  |
|-----------------------------|--|
| 3 tbsp. butter or margarine | 3 cups boiling water                     |
| 5 tbsp. flour               | 16 small white onions, cooked            |
| 1 tsp. salt                 | 1 cup peas, cooked                       |
| 1 tsp. celery salt          | 1 cup string beans or lima beans, cooked |
| ½ tsp. paprika              | 1 cup carrots (½" slices), cooked        |
| 3 bouillon cubes            |  |

MELT butter, stir in flour. Add salt, celery salt, and paprika. Dissolve bouillon cubes in boiling water; add slowly to first mixture, stirring until smooth and thick—about 10 min. Add vegetables, pour into large baking dish.

- |                           |                       |
|---------------------------|-----------------------|
| <b>parsley pinwheels:</b> | Few grains cayenne    |
| 2 cups sifted flour       | 4 tbsp. shortening    |
| 3 tsp. baking powder      | ¼ cup chopped parsley |
| ½ tsp. salt               | ¾ cup milk            |

Sift together dry ingredients. Cut in shortening, mix parsley, add milk. Toss lightly on floured board. Roll to ¼" thickness. Roll as for jelly roll, cut into ½" pieces, place on top of pie. Bake in hot oven (425°F.) 25 min., or until brown. Serves 8.

262 cal. per serving. Source of vitamins A and B complex

Courtesy of STANDARD BRANDS

Tested in THE AMERICAN HOME KITCHEN



If you're—



Story and Sketches by

DOROTHY B. PORTER

**SENTIMENTAL**



Why be shy about it? Use the precious mementoes where they'll remain alive



BRING your treasures out of the attic! You

must have saved at least one flower from your wedding bouquet. My one precious gardenia

now keep our guest list framed on the wall. The frame and glass covering open like a book,

is now framed on pink velvet with a Valentinish lace mat. Aside from its sentimental value, it's cunning in the powder room. And there's the old beaded shoe we found in a trunk, really an oddity. Filled with sand and with a piece of cloth across the top, it makes a novel door stop for the bedroom. The sweet little china doll head that belonged to my father-in-law as a baby we made into a pincushion, and she stands smiling on our dresser, as useful and as much appreciated as back in '75. Or, next time you're in an antique shop, pick up an old family album, made



so that newcomers may add their John Henrys'. With its flowered border and ornate white frame, it looks like a family tree. When it gets filled up, we'll hang it in a permanent home and start on a fresh page in our "frame."

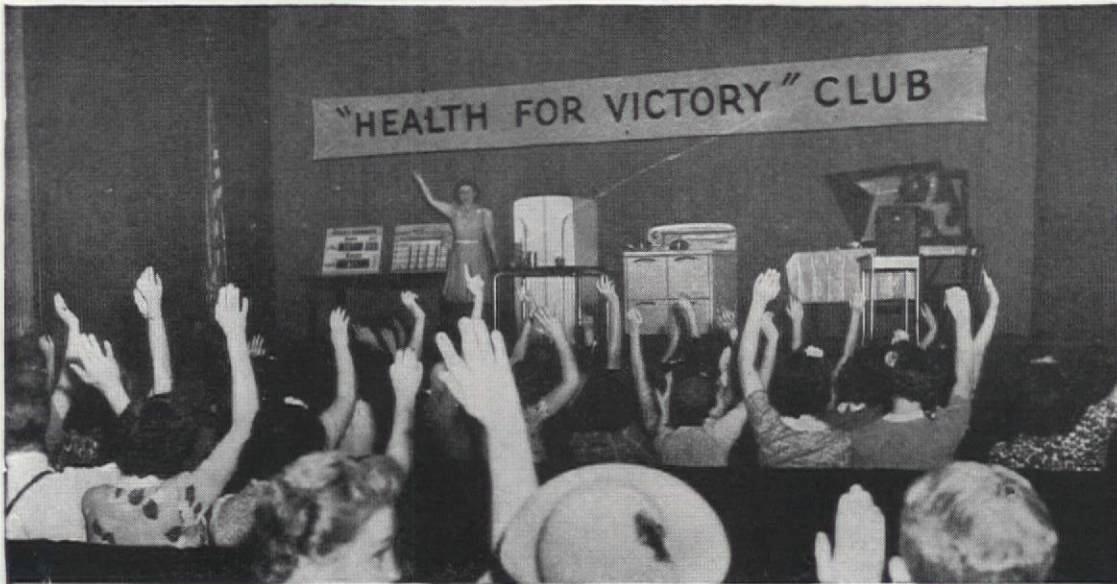




# "Health for Victory" Crusade

## Spreading Fast!

317 WIVES AND WORKERS AT EXPLOSIVES PLANT ENLIST IN GREAT NUTRITION OFFENSIVE



"We'll Be Back Again Next Month" promise enthusiastic "Herculites" at wind-up of opening meeting. Because of over-time shift, many in audience postponed dinner rather than risk missing any part of this all-important program.

GOOD HEALTH is on the march in American war industry! Already 47 war plants have joined the "Health for Victory" crusade. One enthusiastic group is the employes of a Hercules Powder Company plant at Port Ewen, N. Y., whose homemakers have joined the movement to increase war production by keeping workers physically fit through better diet.

Started by Westinghouse for its own people, the program was then offered to other war plants through power companies. This activity uses the wealth of nutrition and home management experience gained by the Westinghouse Home Economics Institute in serving the users of 30,000,000 electric appliances. At monthly meetings for the wives, mothers and landladies of war plant employes, the principles of "eating for health" are explained. Meal Planning Guides are distributed giving balanced-diet menus for every meal in the month, lunch box suggestions and necessary recipes.

"H for V" clubs are, at present, organized for families of war plant workers. Others wishing information about this part of the vital National Nutrition Program are invited to write for a new booklet—"The ABC's of Eating for Health".

WESTINGHOUSE ELECTRIC & MANUFACTURING CO.  
258 East Fourth Street • Mansfield, Ohio



History of Vitamins is dramatized by home economist of Central Hudson Gas & Elec. Corp.



Shopping Lists Write Themselves as Hercules wives purchase the low-cost nutritious foods specified in "Health for Victory" menus.



Like Father, 5-year-old son of Hercules night supervisor eagerly adopts family's new eating-for-health program.




Mother of 11, hard-pressed to serve meals at all hours, finds Meal Planning Guide big help in planning appetizing, thrifty foods.



"We're Eating Better for Less" say "H for V" members who follow menus costing about \$14.00 a week for family of 5.

Copyright 1942, Westinghouse Elec. & Mfg. Co.

Paul V. McNutt, Director of U. S. Office of Defense Health and Welfare Services, wrote: "Better health, strength and endurance of soldiers of production is essential in winning the war. The importance of eating the right food to help make America strong cannot be over-emphasized. Therefore, I welcome the 'Health for Victory' activity as a constructive contribution to the country's war effort."



# Westinghouse

ELECTRIC HOME APPLIANCES



*This month it's*



*Goodbye  
to  
Summer!*

**A**ND parting can be "such sweet sorrow" in ways that Mr. Shakespeare never dreamed of when he wrote those immortal lines. This is no moonlit balcony scene with dreamy-eyed lovers we're talking about. It's a sunlit festive board, laid under the trees, with bright-eyed, hungry people waiting for the "Come and get it" call. There's a grill at one side where very superior hamburgers are cooking, alongside the golden sweetpotatoes. There's no middle man to interfere. You get 'em hot off the griddle and fall to with an appetite that's a credit to any host. But start off with some of the luscious fruit from the mint-sprigged platter. All the light and color of summer are there for you in the yellow peaches and pears, the apricots and the cool, green-gage plums. Then sample the nutty sweet of the carrot and cole slaw, done up with an

International's "Prelude" sterling flatware; Fallani & Cohn napkins; Fostoria's "Georgian" glass; Southern Potteries "Colonial" china; photos F. M. Demarest

● fruit hors d'oeuvres



● fish crumb pie



● lemon bisque



● grape ice cream



● gourmet's hamburger



### Gourmet's Menu

- Fruit Hors d'Oeuvres
- Gourmet's Hamburger on Hot Baking Powder Biscuit, Cheese Sauce
- Grilled Sweetpotatoes
- Carrot and Cole Slaw Salad
- Grape Ice Cream
- Spice Cake
- Iced Tea

herb dressing that is the essence of all that summer has cooked up through the long and lazy days. When you taste the flaky goodness of a hot baking powder biscuit, with the hamburger in the middle, both smothered in a cheese sauce that leaves nothing to be desired, you'll never want hamburger any other way, we warn you. So we're telling you how to do it. Save some space, though, for the dessert. It's grape ice cream that would be a frozen asset to old Bacchus himself. A wonderful foil for this icy goodness is a simple frosted spice cake, the like of which your mother used to make, and it will disappear just as fast now as then. And that is our idea of a farewell party to summer and one that can be an annual event!

The fact that it's a farewell party for a departing season doesn't stop it from being a grand occasion for entertaining a hungry crowd, though. It's one of the simplest, most gastronomically stimulating ways we know. It can be made almost any kind of a party you want, although the great-out-of-doors and wide-open-space feeling certainly calls for informality such as we have pictured here, or you can be even more rustic. We recommend this mass entertaining highly for paying off obligations in one fell swoop.

### ● fish crumb pie

#### crust:

4 cups soft bread crumbs  
2 tbsp. minced onion  
½ tsp. celery salt

1 tsp. salt  
¼ tsp. sage  
⅓ tsp. pepper  
½ cup melted butter or margarine

Preparation time: 50 min.

COMBINE bread crumbs, onion, celery salt, salt, sage, and pepper with melted butter or margarine. Press into a well-oiled baking dish, 9" in diameter or 8" square. Bake in a moderate oven (375°F.) 25 min. or until crust is slightly browned.

#### filling:

6 tbsp. shortening  
6 tbsp. flour  
2 cups milk  
¼ tsp. salt  
⅛ tsp. pepper

¼ tsp. celery salt  
2 cups flaked fish (white fish, cod, filet of sole, salmon)  
1 cup buttered bread crumbs

Melt shortening and blend in flour, milk, salt, pepper, and celery salt, stirring until thickened. Add flaked fish and pour over the baked crumb crust. Top with buttered crumbs and bake in hot oven (425°F.) 10-15 min. or until browned. Serves 8.

592 cal. per serving. Source of vitamins A and B complex

Submitted by HELEN KUEHNER

Tested in THE AMERICAN HOME KITCHEN

### ● lemon bisque (bridge dessert)

1 can (13 oz.) evaporated milk  
1 pkg. lemon-flavored gelatin  
1¼ cups boiling water  
⅓ cup honey

⅛ tsp. salt  
3 tbsp. lemon juice  
Grated rind of 1 lemon  
2½ cups vanilla wafer crumbs

Preparation time: 45 min.  
(allow 3 hrs. for chilling)

THOROUGHLY chill can of milk in cracked ice or in refrigerator overnight. Dissolve gelatin in boiling water, and add honey, salt, lemon juice and rind. When it has congealed slightly, beat milk until it is stiff and whip gelatin mixture into it.

Spread half of crumbs in a large pan (10" x 13½") and pour lemon mixture over it. Top with remaining crumbs and set in refrigerator to chill (approx. 3 hrs.). May be served plain or with whipped cream. A very economical dessert to serve a crowd. Serves 15-18. 125-144 cal. per serving. Source of vitamin A

Recipe submitted by HELEN HUBAND

Tested in THE AMERICAN HOME KITCHEN

### ● grape ice cream

1 cup grape purée  
⅓-½ cup sugar  
2 tbsp. light corn syrup  
2½ tbsp. lemon juice

¼ tsp. salt  
2 egg yolks, slightly beaten  
1 cup cream, whipped

Preparation time: 25 min.  
(allow 2-3 hrs. for freezing)

TO MAKE purée, slip skins from 1½ lbs. Concord grapes and cook pulp until seeds may be rubbed out. Add skins and cook over low heat until pulp is soft (approx. 10 min.). Rub through a sieve, measure 1 cup and add sugar according to sweetness of grapes. Add corn syrup, lemon juice, and salt. Blend well and heat in top of double boiler. Add egg yolks and cook until thick. Chill; then fold into cream, which has been beaten until it holds its shape. Pour into tray and freeze with refrigerator control set at coldest point. When mixture begins to set, stir well and allow to freeze again.

A luscious color and smooth texture for an autumn dessert. Serves 6-8. 208-274 cal. per serving. Source of vitamins A and B complex

Recipe submitted by HERMAN SMITH

Tested in THE AMERICAN HOME KITCHEN

### ● gourmet's hamburger

2 lbs. ground beef  
2 tsp. salt  
½ tsp. pepper  
1 tbsp. grated onion  
½ tsp. sage  
½ tsp. thyme  
2 tbsp. heavy cream (sweet or sour)  
16 baking powder biscuits, 3" diam.

cheese sauce:  
4 tbsp. butter or margarine  
4 tbsp. flour  
½ tsp. salt  
⅛ tsp. pepper  
2 cups milk  
1 tsp. dry mustard  
2 tsp. Worcestershire sauce  
1½ cups grated sharp cheese

Preparation time: 50 min.

MIX meat, seasonings, and cream thoroughly. Make into 16 thin patties and cook in butter until browned on both sides; or brush with melted butter and broil. Serve on a split, buttered, baking powder biscuit, cover with cheese sauce and top with other half of buttered biscuit.

The cheese sauce may be made ahead of time and kept hot in top of double boiler. Melt butter, blend in flour, salt, and pepper. Add milk, stirring until thickened. Make paste of mustard and Worcestershire sauce; stir into white sauce. Add cheese; stir occasionally as it melts. This is a well-seasoned cheese sauce with many uses. Makes 16 patties, serves 8. 268 cal. per hamburger. Source of vitamins A and B complex

Submitted by HERMAN SMITH

Tested in THE AMERICAN HOME KITCHEN

Preparation time: 15 min.  
(allow 2 hrs. for chilling)

#### French dressing:

1½ cups salad oil  
½ cup lemon juice  
2 tsp. salt  
1 tsp. paprika  
1 tsp. honey  
¼ tsp. curry powder  
2 tbsp. chopped chutney

#### ● fruit hors d'oeuvres

1 can (No. 2) peach halves  
1 can (No. 2) pear halves  
1 can (No. 2) green gage plums  
1 can (No. 2) apricot halves  
1 can (No. 2) white cherries  
Grape leaves  
Sprigs of mint

DRAIN peaches, pears, plums, apricots, and cherries of all juice and chill thoroughly. Place grape leaves on a large platter and arrange fruit on leaves. Garnish with sprigs of mint.

To make French dressing, put oil, lemon juice, salt, paprika, honey, curry powder, and chutney into a tightly closed jar. Mix thoroughly before using. Serve in a glass bowl. Serves 8-12. 341-390 cal. per serving. Source of vitamins A and C

Note: There'll be no waste using fruit as an appetizer because the dressing is served separately, and any fruit left over may be used in a salad or dessert. Use the juice for cold drinks, pudding sauces or for making jelly. Cranberry juice or currants may be added to give a tart flavor.

Submitted by HERMAN SMITH

Tested in THE AMERICAN HOME KITCHEN


Photograph printed on back of each recipe



Better  
RIGHT  
than...

NOVEL

THAT'S a pretty good premise on which to found a way of living that leaves no room for eyebrow raising. Not that we want to discourage the use of imagination, but there's a time and a place for everything, and when it comes to questions of what's "fittin' and proper" it's no time to be novel in fundamentals. We have had so many inquiries about the procedure of informal entertaining that we've taken the luncheon as a springboard. In these days of whirlwind activity in war work and business, the informal luncheon has taken on a new importance. It is more often than not the setting for conferences and committee, as well as social, meetings. On the next page we show the progression of a luncheon.




AS FOR INVITATIONS, you *do* have to inform your guests-to-be that they are invited to your luncheon. While it is perfectly permissible to do this by telephone for a casual, small group, it is proper to write the invitation. It can be as informal as you wish. The answers may be in kind, or by telephone, or by a short note. A written answer to an informal invitation is always done in the first person.

A wonderful little card called the "informal" is a boon in this day and age. It has all the appearance of a calling card except that it is a little larger and is double. The name, and often the address, are engraved on the front, leaving the inside space below the fold for invitations or a short note. The one pictured is correct, abbreviations included! The reply can be made on the same type of card, or on a calling card as shown. The regular calling card may be used as an invitation, also, with the date and the occasion appearing above the engraved name and R.S.V.P. in the lower left corner. This form may be used for any invitation whether it is for showers, informal suppers, teas or bridge parties.


## Informal luncheon procedure:

1. Plates are removed from left, with left hand, clean plates put in their places with right hand, *from left side*.
2. After course preceding dessert, butter plates, salts and peppers are removed. Plate may be taken with one hand, butter plate with other, *from left*. Don't stack!
3. All food is served from the left, beverages from right.
4. Use colored cloth or, best of all, place mats for luncheon.




Sketches by Clare McCanna


Luncheon soup is served in cup. If clear, use bouillon spoon; cream, use larger, cream soup spoon. For fruit cup substitute teaspoon. Left of place plate, entree fork, salad fork; right, entree knife, with butter knife on butter plate.



For this course, the outside, entree fork and knife are used. The first course and its silver have been removed, leaving place plate which was under the first course to be used for the entree. This is the simplest, easiest way to save time and steps.



When salad is served as separate course, the luncheon plate, entree knife and fork have been removed. The salad is served on its own plate, and the salad fork, remaining silver from original setting, is used.



Dessert silver—fork, spoon, or both—is brought in on dessert plate. If dessert is passed, silver is removed and placed on table. Coffee is usually served with dessert. If served in the living room, cups and spoons do not appear on dining table.

## ME AND THE MISSUS TAKE THE AFTERNOON OFF!



I'VE OFTEN THOUGHT I could tell the Missus a thing or two about raising children. My last kittens were *mousing* at three months . . . her sixteen-year-old Sarah still wants every meal put in front of her!

Even then daughter Sarah complains . . . hates greens in all forms. Set up an awful howl when the Missus suggested a salad plate for the sorority lunch.

For once, the Missus is firm. Not only is it a salad plate, but Sarah has to do the serving, herself. The Missus gets each plate ready and we walk out.

Come dinner time, we sneak back. And, jumping catfish, Sarah fairly purrs!

"Mother darling, that was a wonderful salad. And it was fun serving ourselves! The girls simply raved about the salad dressing. They all want the name!"

At THIS the Missus rallies. "Sarah, for heaven's sake, don't tell them *salad dressing*. That was *Real Mayonnaise!*"

"Didn't know there's a difference!"

"Neither did I until yesterday," says the Missus. "At the grocer's a demonstrator had me taste this *Real Mayonnaise*. And here's what she said:



*'Real Mayonnaise . . . Best Foods in the West, Hellmann's in the East . . . is the home kind made with only eggs, added egg yolks, salad oil, vinegar and seasonings—no starchy filler!*

*'And it's really fresh, made with "FRESH-PRESS" Salad*

*Oil, prepared each day as it's needed. That's why this Real Mayonnaise tastes fresher even than home-made.'*

"ANOTHER THING that demonstrator told me," the Missus adds, "is that you can vary *Real Mayonnaise*—make it go farther too—by adding milk or fruit juice. It contains no starchy filler, so it doesn't turn watery. Always creamy-rich and delicious!"

"Golly," says Sarah. "Me for salads any time—with *Real Mayonnaise!*"

SAVE JARS FOR CANNING!  
To get Preserving Seals, see directions on back of jar.



### PARTY SALAD 'N' SANDWICH PLATE

**Salad Mold:** Dissolve 1 pkg. lemon Jell-O in 2 cups hot water; add 1 tbs. vinegar, 1/2 tsp. salt. Chill. When it starts to thicken, add 3/4 cup thinly sliced carrots and 1/4 cup pimiento cut in pieces. Pour into individual ring molds that have been dipped in cold water. Chill until firm. Unmold. Serves 6.

Arrange mold on salad greens beside a tomato that has been quartered to within 1/2 inch of bottom and filled with *Real Mayonnaise*. Serve with a ribbon sandwich spread with a layer each of grated cheese and chopped pimiento mixed with *Real Mayonnaise*. Garnish with parsley.

**BEST FOODS → HELLMANN'S**  
*Real Mayonnaise*

## Dead spot in the hall?

**MAKE IT A "BEAUTY SPOT"** with a framed plate glass mirror. Brightens up an entrance hall, makes a small hall seem bigger, and a dark hall lighter. And it's perfect for that last-minute check-up as you leave the house . . . or as your guests . . . or as you see the door. There's a wide selection of framed mirror styles.



## New stunt for nurseries!

**WANT TO HAVE** a barrel of fun and tickle the little fellow pink? Buy a full length mirror for the nursery door, and give it a gay cardboard awning all its own! Then—a toy box below the mirror, faced with matching cardboard, and a narrow border of the same around the walls . . . inexpensive and nice for any nursery!



## How can I tell good mirrors?

**LOOK FOR THIS LABEL** when you buy mirrors or plate glass table tops. Then you'll know you are buying good glass . . . that the product is made with genuine Pittsburgh Plate Glass, long famous for its polished beauty and perfect reflections.



*Free Booklet*

Shows ways to brighten up your home inexpensively with mirrors and plate glass table tops, sold by department and furniture stores, gift shops, glass and other dealers, and our own branches and distributors. Illustrated in colors.

Pittsburgh Plate Glass Company, 2034-2 Grant Bldg., Pittsburgh, Pa.  
Please send me, without obligation, your free booklet of ideas entitled "Helpful Hints on the Use of Glass in your Home."

Name \_\_\_\_\_ Address \_\_\_\_\_

City \_\_\_\_\_ State \_\_\_\_\_

**"PITTSBURGH" stands for Quality Glass and Paint**

# In Reply:

Maybe you agreed with JOHANNA MEEK, who spoke her mind about landlords in our June issue. But there's another side to the story. Try being a good tenant and your landlord will prove that he really has a heart of gold, according to


HELEN TERKELSEN



**Y**OUR landlord may not affect a red suit and long white whiskers for business wear, but, even if you look closely, you'll seldom see evidences of a horn and tails, either. In fact, I'll hazard a guess that, if you'll look into the matter, you'll find that your landlord is just another guy trying to get along and that, given half a chance, he'll bend over backward to cooperate with you, his tenants. And if you are one of those rare (according to landlords) things, a *good* tenant, he'll probably turn into a double-jointed phenomenon in his efforts to please you.

The first requisite of afore-mentioned good tenant is, of course, that you understand the landlord's problem. He owns the place, whether he and you like it or not, and has to maintain it, against all the assaults of his tenants, either by wanton destruction or sheer neglect. (And the latter may be just as deadly as the former.) But if your treatment of his property ups the maintenance costs during your tenancy, don't think he's going to like you any more than the next fellow.

Suppose your faucets drip constantly. The noise irritates you, but it's going to annoy the landlord, too, when he's faced with yellow rust stains on the sink for the next tenant. I know of one tenant who, in such cases, phones his landlord, tells him what's wrong, and says he'll go ahead and have the necessary work done if the landlord will reimburse him. This saves the landlord time and trouble and *that* tenant can get practically any concession he wants. Whether you go to such lengths or not, you can and should notify him immediately of any trouble, and not wait until it's caused serious damage of one kind or another.



Of course there's a limit to being helpful. Don't—if you're wooing your landlord—attempt to fix the leaky faucet, or the balky window, or whatever, no matter how expert you may think you are. When the kitchen's strewn with odds and ends of plumbing you can't get back together, you can hardly expect your landlord to enjoy helping you out of your mess. Most of us can spot a leaky faucet or a stuck window without unduly straining our mental powers, but we may be innocent as babes on other aspects of property maintenance. Hence, good as our intentions may be, we might overlook termites, or faulty wiring, or cracking paint, until considerable damage has been done. Thus we

should be cordial, rather than resentful, when the landlord shows up periodically to inspect his property. As I've said before, whether he likes it or not, he owns the place, and it's only common sense for him to take the best possible care of his investment.

As a model tenant, what do you do when you go on a trip? You notify the milkman, of course, and the mailman, and the paper boy. But did it ever occur to you to notify the landlord? Probably not, even though an unoccupied house is beset by all sorts of dangers. One man I know went south over the Christmas holidays and thought he'd provided for everything when he arranged for the oil company to keep his tank filled and set his thermostat so that the house would be kept above freezing. The oil company wasn't able to deliver the oil, knew nobody to notify, and the pipes froze. Came the thaw and the breaking of pipes



all over the house—a replacement job costing \$500, not to mention repairing woodwork and replacing household goods which were damaged by the deluge.

There's the question of caring for the lawn, too. As long as one occupies a house, he also occupies the yard, and should make an effort to maintain it properly, even at the cost of a slight use of elbow grease on the lawn mower. A good lawn can be ruined in one season, if it is not properly cut and watered, and if you don't feel you want to pay for the extra water necessary to keep your yard well wet down during the summer months, most landlords are willing to make an allowance on the water rates to take care of this.


Do you seethe inwardly when a prospective landlord asks you about your pets? Then remember the landlords who have had to call in the exterminator to de-flea the basement after their pet-loving tenants, or those who have looked with glazed eyes on their beautifully paneled front doors after Fido had dug his claws into them a few million times. Not that I suggest you do away with your pets, but at least you can arrange for your own exterminating, or a brass plate for the front door.

You may not believe it, but most landlords display a marked lack of interest in your left-over belongings, too, so it's only fair that you dispose of them when you move. Being confronted with a cellar full of broken-down lawn mowers, three-legged chairs, and Junior's tricycle does nothing to improve the guy's disposition. And who can blame him? Now that the Government's asking for all the scrap metal, rubber, and so on, that you can find around your premises, you no longer have the slightest excuse for leaving it behind you; it's unpatriotic—and untidy.

This business of being a *good* tenant—besides making your stay in a rented house a more pleasant one—sometimes has other advantages, tangible ones. I know of two landlords who have said recently when their tenants' leases expired and rents were going up generally, "I would rather have the Browns in there at five dollars a month less than anyone else. It's worth that to me because they keep my property in good condition." So the Browns reap dividends for their cooperation.

So if you are a tenant and want to be a good one, ask the landlord first before tethering a goat in the front yard or sinking a washtub in the flower bed for your duck. He will probably—if you have proved yourself worthy—make provision by finding a more suitable place for your pets.

## IS THERE A BURGLAR IN YOUR ATTIC?



★ If the attic of your home is not insulated, it's harboring a heat-stealing "burglar" that robs you of good American dollars and cents every year. Heat you're paying for is vanishing into thin air. And if that's not bad enough, you're also being cheated out of a lot of solid comfort—winter and summer.

Why not rout this "burglar" from your home? It's this easy: have KIMSUL® Insulation installed in that unfinished attic floor or roof. Installed in either of these vital spots, KIMSUL stops up to 80% of the heat that could otherwise escape! Your home stays warmer in winter—on less fuel. And in hot weather your home stays cooler . . . KIMSUL shuts out the heat in summer. KIMSUL means comfort!

Although there are many things that money can't buy today, you can still buy KIMSUL Insulation. And the U. S. Government urges home owners to install insulation to conserve fuel for the war effort. Discussing this subject, a recent Government bulletin says "It has been estimated conservatively that fuel to heat the average home in accordance with modern standards of comfort would cost about \$75 a year without insulation and only about \$40 a year with insulation." No wonder home owners say that KIMSUL usually pays for itself in fuel savings! For full information about KIMSUL, mail the coupon now.



Here's the way KIMSUL looks when installed in unfinished attic floors to conserve heat in winter — and to keep it out of your home in summer. KIMSUL "Comfort-Conditions" your home, gives years of greater fuel economy!



And here's how neatly KIMSUL is installed in sloping roofs. Stays put, too, once properly installed. Rows of strong stitching run through KIMSUL blanket, prevent sagging, sifting, settling.




\*KIMSUL (trade-mark) means Kimberly-Clark Insulation

KIMBERLY-CLARK CORPORATION  
Established 1872 AH-942

Building Insulation Division  
Neenah, Wisconsin  
Send free booklet, "The Comfort-Conditioned Home", also attic folder.

Name.....  
Address.....  
City.....  
State.....

"War paint" needs *gumption*  
— as well as beauty



**L**IKE everyone else, during these wartimes, you naturally want to keep your things in as good condition as possible. For there's no telling how long they may have to last!

So, when you paint your home now, it's more important than ever to pick a paint that not only gives *real* protection — but that also protects *longer*.

Pure white lead paint ideally satisfies both these requirements. Experienced painters will tell you it can't be beat for fighting the weathering effects of sun, rain, cold and heat. And they'll also confirm the fact that a white lead paint job lasts longer.

You see, white lead is made from one of nature's most durable metals — lead. Like lead itself, it resists time and wear. And it makes a paint that does not crack and scale.

And of course the beauty of white-lead-painted surfaces is a quality that has been prized for centuries.

Fortunately, there is today no shortage of white lead. There

is enough available for all civilian as well as military needs. And there is no change in its uniformly high quality.

Cost? There too, white lead paint fills the bill. Not only does it cost no more to buy than regular quality paint — but because it does last so long it *saves* by spreading them over extra years of service. Truly, pure white lead paint proves, once again, that "the best is cheapest."

LEAD INDUSTRIES ASSOCIATION  
420 Lexington Avenue, New York, N. Y.

#### CONSUMERS' INFORMATION

Pure white lead is sold by paint stores in two different forms: (1) as a paste, commonly known as "lead in oil," for use by painters and decorators in mixing their pure white lead paint to order for each job; (2) as pure white lead paint in ready-to-use form, in popular-size containers. You are not confined just to white — white lead can be tinted to a wide range of colors.

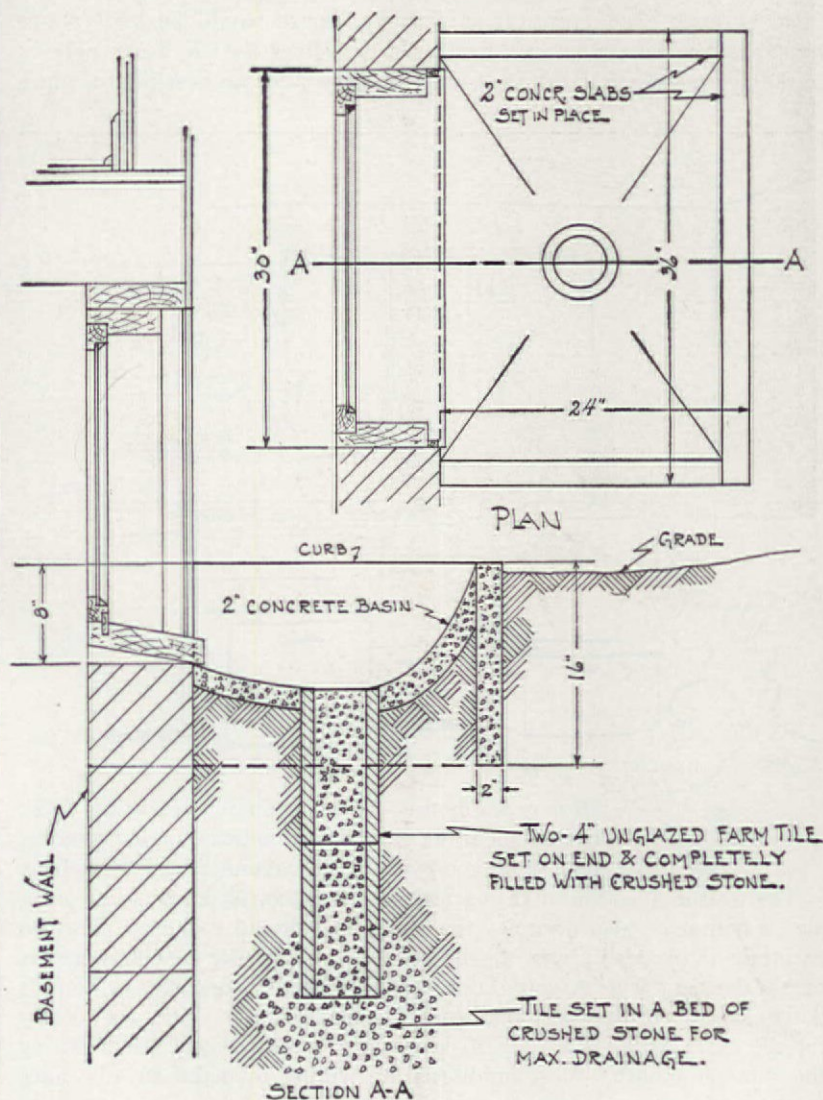
White lead is also the backbone of other quality paints. In buying exterior paint it is a safe rule to follow: "the higher the lead content, the better the paint."

GET THIS FREE GUIDE to better painting — Send today for valuable booklet "WHAT TO EXPECT FROM WHITE LEAD PAINT" containing complete information about low-cost quality painting on all types of surfaces.



## WET BASEMENT

*Trouble?*



**T**HE grade line along one side of my house and the adjoining yard is approximately 8 inches higher than the bottom of the basement windows. Consequently, dirt and water flooded under the windows and into the basement during heavy rains, and I just had to do something about it. The answer, as it turned out, was a concrete catch basin built in front of each of the three windows at a total cost of less than three dollars for materials, plus one day's construction time after the curbing slabs were dry enough to set in place. Altogether I used two bags of cement, three bushels of sand, six bushels of stone, and six dollars worth of materials to provide a permanent cure for the trouble.

A concrete mixture composed of one part cement, two parts sand, and four parts 3/8-inch crushed stone was used throughout. The concrete curbing was cast in the basement with the aid of simple wood forms, and the sections were set in place around the windows after they had dried. These curbing slabs were made sixteen inches deep so as to form adequate sides for the basin when it was finished. They prevent excess dirt and water from washing into the basin and help give the job a finished appearance that adds much to its general merit.

The basins proper are built in a curved shape to facilitate cleaning. After the tiles were put in place, the earth inside the curbing was shaped to the desired form and a fairly dry mixture of concrete of the desired thickness spread over it. The surface was given a smooth finish with the aid of a 15-cent finishing trowel picked up at a near-by hardware store. The lowest point of the basin, at the drain, was kept just four inches below the bottom of the window sill, which is adequate.—H. D. YOUNG

You're money ahead when you paint with

*White Lead*



You can crochet yourself a Totin' Poke like the one below for carrying your lunch by following the directions in our leaflet #139 (3 cents). Have you ordered your Shrewder Buying Series? 1. Staples (#104), 2. Canned Goods (#105), 3. Meats (#106), 4. Fruits and Vegetables (#128). Six cents each. Send stamps and order by number and title. The American Home, 251 Fourth Avenue, New York City



# Totin' Lunch?

**C**ROCHET your own Totin' Poke bag in any color you wish, pack your lunch and swing along to work—factory, school, or office. In such a bag you can carry all the nutritious food you need for a lunch (milk, substantial sandwiches, salad, fruit) which will keep you fit and healthy. With the crocheted Totin' Poke, any inspector can soon see it's your lunch you're totin'. Victory lunches for the work apron and overall army should contain enough food to eat while at work, for hunger slows down efficiency. For the man who carries a lunch box, we show enough food to eat during two short rest periods. The right kind of containers and wrappings help in the daily packing of a lunch, such as paper or light weight containers. Wrap sandwiches in waxed paper, or put into paper sandwich bags. Pack salads in containers which have lids. Carrying salad dressing separately in a container will keep salad fresh when eating-time rolls around. Puddings or fruit desserts may also be packed in covered containers. Totin' lunch which looks and tastes good has a tremendous psychological effect beneficial to one's general well being.



F. M. Demarest

## "Grape Jelly-Making Season's Almost Over!"



... and the Certo folks give you your choice of these 3 nifty sugar-saving ideas!

DOESN'T it make you want to stock your pantry with jelly when you see the stands piled high with plump, luscious grapes these days? You can do it, too!



For there's an *extra* supply of sugar for jam and jelly-makers! You get it simply by applying to your local sugar rationing board. Ask your grocer where it is.

To use your sugar wisely, follow one of these three tested methods with Certo...

**1. The regular way, with Certo,** is the way if you have plenty of sugar for jelly-making. For with Certo's half-minute boil for jellies, a minute or so for jams, all the fresh-fruit goodness stays right in your kettle—hasn't time to boil away! And with Certo's dependable recipes attached to every bottle, there's so little chance of

failure resulting in waste of precious fruit and sugar!

**2. Substitute light corn syrup** for two of the cups of sugar—and no more—in any Certo recipe. Isn't that easy? With grape jam, for instance, this plan will give you *one-half more jam* for every cup of sugar you use!




**3. Write today for your Certo folder** that tells exactly how to pasteurize fruit or juice without sugar now, and keep it until you have saved enough sugar to make it into sparkling jam or jelly later. Just send your name and address, with a 3¢ stamp to cover cost of mailing, to Certo, Dept. 942-A, Battle Creek, Mich.

Remember—with all these tested jelly-making methods, Certo is the pectin to use. Your grocer is featuring Certo now.

A Product of General Foods





"I DIDN'T KNOW  
IT WAS SO SIMPLE!"

— to use Tampax

NO BELTS  
NO PINS  
NO PADS  
NO ODOR

IT'S a new and happy experience when you begin using Tampax for monthly sanitary protection . . . The whole process becomes simple, because Tampax is worn internally for no complications of belts, pins and pads. The insertion is simple. Disposal is simple. And so is the act of changing. Tampax is so compact that a month's supply will slide easily into your purse.

Wear slacks or swim suits or snug evening gowns; Tampax will not and cannot show a line or bulge. And you cannot even feel it while wearing it! As no odor can form, a sanitary deodorant is not required. Tampax was perfected by a doctor and comes in dainty one-time-use applicator—modern, scientific and simple.

Tampax is made of pure surgical cotton, very absorbent. Three sizes: Regular, Super, Junior. (The new Super Tampax is about 50% extra absorbent!) Ask at drug stores, notion counters. Introductory box, 20¢. Economy Package gives real bargain of average 4 months' supply. Tampax Incorporated, Palmer, Mass.




Accepted for Advertising by the Journal of the American Medical Association




# Memos to Me

Homemade may be a synonym for glamor, says Penny Prescott, when it's a lamp, created out of a piece of scrap wood, cut round for the base, and weighted, with a piece of brass tubing fastened at one side to support the shade and hold the wires. With this you can do anything, practically—slip in a bowl of flowers, for instance, and be smart as all get-out



Lovell from Black Star



COME fall, and it's time for the semi-annual roof inspection. Remail shingles that have become loosened, using rust-proof nails, and replace those which are broken or badly curled. It's a good idea to dip new shingles in creosote before laying and give the whole roof a coat of same after repairs are made. Loose nailing strips should be firmly secured, and the gutters and flashings inspected.


Left-over mashed potatoes, than which there are no whicher, can be reheated perfectly in a double boiler. Melt a little butter in the pan first, and add as much milk as needed to soften

YOUR sewing machine is precious as rubies today, so keep it running efficiently by cleaning and oiling it regularly. Clean with kerosene, except for the electric motor, dry with a lintless cloth, and let stand for twenty-four hours before using it again. Read manufacturers' directions carefully before tackling the motor. Use quality of oil suggested and then wipe off only with a dry, dustless cloth.—

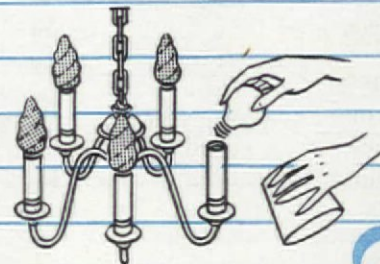
J. K. ARTHUR



If you gotta move, you gotta move! And make the best possible job of it. So don't pack books or other heavy objects in bureau drawers unless you want the whole business to collapse. Put light things in, instead—bedding, pillows, and such, with a few of your breakables stuffed safely between.



Don't throw out the sheets and pillowcases when the hemstitching gives way. Elisabeth Banks says to cut out hemstitching and then insert colorful rickrack. Feed into sewing machine so that each point of braid is caught by two or three stitches. Super!



Be sure to replace amber-orange bulbs with plain ones—saves as much as one-third of current, according to Helen McKinlay of G.E.

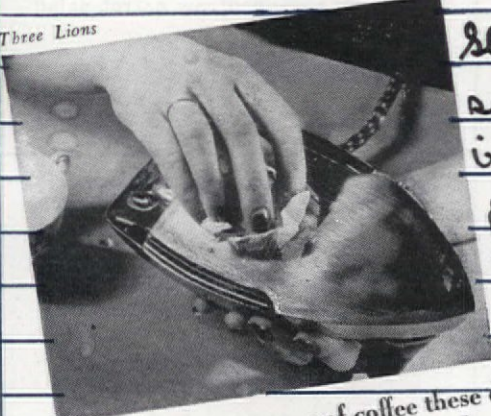
What to do with ye olde coconut shells? Why, make flower holders, of course! James O. Cavanaugh says to saw 'em from end to end, drill 3 holes near top to hang 'em by, and dry thoroughly. Then page that favorite Boy Scout for smart rope tricks

Sketch by C. and D. Porter



Junior goes for finger printing in a big way!


**I**F NEW wallpaper is "out" for the duration, you can brighten the corner where you are by some good old elbow grease. For ordinary surface dirt, use one of the dough-like commercial cleaners, being sure to brush off loose surface dirt first. For grease spots, try a paste made of fuller's earth and non-inflammable cleaning fluid, spread on with a spatula. Brush off when dry, using a soft brush. Repeat as necessary. Pencil and finger marks and smudges made by picture frames come off with art gum, and wax crayon responds to alcohol or dry cleaning fluid. Patches are good, too, if you fade out the new paper to the exact shade of the old, and tear it off, rather than leaving a cut edge. —JOSEPHINE BESSEMS



Slightly dampens salt, rubs over iron with rumpled paper, smooths rough spots.

Throwing away a cup of coffee these days is like lighting a cigar with a five-dollar bill. And particularly so when even a few tablespoonfuls will give an elegant flavor to ice cream, cake icings, fillings, sauces, or what have you

Variation of the coconut-shell flower pot, far right, and another from hollowed-out cedar, mounted on thin wood base. James Cavanaugh



LOOK AT MY HORRID DISHPAN HANDS!



says Mrs. Stewart Martin



"A well-known dishwashing soap left my hands this way!"

NOW SEE MY HANDS AFTER CHANGING TO GENTLE LUX!



"Just changing to New Quick LUX made my hands soft, smooth again!"

New Quick LUX is thrifty... see how much one box will do!



LUX for dishes is thrifty, too

Yes, it's true . . . proved true by scores of women in laboratory tests . . . just changing from strong soaps to Lux for dishes gets rid of dishpan redness. Hands grow lovely again without the use of creams or lotions!

Best of all, Lux for dishes is thrifty—a little Lux goes so far, makes such rich suds. You can change dishpan hands to Lux hands for less than 1¢ a day.



# VICTORY DIET

## Breakfast

## Luncheon

## Dinner

**SUNDAY 1**

### Late breakfast

- 1/2 melon or 1/2 grapefruit
- 1 fried egg
- 3 strips crisp bacon
- 1 corn muffin
- 1 small pat butter
- 1 cup coffee or tea, clear or with milk

1 large glass of milk

### NOTE TO UNDERWEIGHTS:

To gain weight, follow diet and in addition:  
 Use cream and sugar in coffee  
 Eat jam with breakfast toast  
 Use cream and sugar over cereal and fruit  
 Eat dessert at luncheon  
 Eat bread and butter at all meals  
 Use any type of salad dressing  
 If hungry, eat larger portions  
 Drink milk between meals and at night

- 1 medium glass tomato juice
- 1/2 small broiled chicken
- 1/2 cup cooked carrots
- 1/2 cup cooked string beans
- 1 teaspoon butter over vegetables
- Celery and radishes
- Tomato and lettuce salad\*
- 1/2 cup vanilla ice cream with
- 2 tablespoons chocolate sauce
- 1 large glass of milk

**2**

- 1 medium glass orange juice
- 1 poached egg
- 1 thin slice whole wheat toast
- 1 small pat butter
- 1 cup coffee or tea, clear or with milk

- Fruit salad with lettuce\*
- Grilled open Cheddar cheese sandwich  
(1 slice whole wheat bread)
- 1 large glass of milk

- 2 large slices roast beef
- 1 small baked potato
- 1 teaspoon butter
- 3/4 cup cooked spinach
- 10 thin carrot sticks (raw)
- 1 medium baked apple with juice
- 1 small oatmeal cookie
- 1 large glass of milk

**3**

- 6 cooked prunes and juice
- 1/2 cup whole grain or enriched hot cereal
- 1/2 cup milk for cereal
- 1 cup coffee or tea, clear or with milk

- 2 slices cold roast beef
- Tossed green salad\*
- 2 rye wafers
- 1 large glass of milk

- 1 large glass tomato juice
- 1 large roast beef hash pattie with
- 1 poached egg
- 1/2 cup cooked beets
- 1/2 cup string beans
- 1 teaspoon butter over vegetables
- 1 cup fresh fruit compote  
(apple, orange, grapefruit)
- 1 large glass of milk

**4**

- 1 large glass pineapple juice
- 1 soft-cooked egg
- 1 thin slice whole wheat toast
- 1 small pat butter
- 1 cup coffee or tea, clear or with milk

- 1 lettuce and tomato sandwich  
(bread sliced thin)
- Cottage cheese salad with lettuce\*
- 1 large glass of milk

- 2 medium lamb chops trimmed of fat
- 1/2 cup cooked peas
- 1 serving shredded raw carrot salad\*
- 1/2 cup custard
- 1 small oatmeal cookie
- 1 large glass of milk

**5**

- 1 medium glass orange juice
- 1 scrambled egg
- 2 thin slices whole wheat toast
- 2 small pats butter
- 1 cup coffee or tea, clear or with milk

- 1 open grilled Cheddar cheese sandwich
- 1 serving vegetable salad\*
- 1 large glass of milk

- 1 large serving liver and bacon
- 1/2 cup cooked kale
- 4 slices broiled tomato
- 1 cup dried fruit compote  
(prunes, apricots, peaches)
- 1 medium oatmeal cookie
- 1 large glass of milk

**6**

- 1/2 cup prepared cereal with
- 1/2 cup berries or fruit in season
- 1/2 cup milk for cereal
- 1 cup coffee or tea, clear or with milk

- 1 egg omelette
- 1 serving shredded lettuce salad\*
- 2 rye wafers
- 1 medium orange, sliced
- 1 medium fruit-nut oatmeal cookie
- 1 large glass of milk

- 1 large serving fish (mackerel)
- 1/2 cup broccoli with
- 1 teaspoon butter
- 3/4 cup stewed tomatoes
- 10 thin carrot sticks (raw)
- 1/2 cup lemon ice
- 1 medium oatmeal cookie
- 1 large glass of milk

**7**

- 1 large glass tomato juice
- 1 soft-cooked egg
- 1 thin slice whole wheat toast
- 1 small pat butter
- 1 cup coffee or tea, clear or with milk

- 1 cup lentil soup with
- 1 frankfurter, sliced
- 1 cup cole slaw\*
- 2 rye wafers
- 1 large glass of milk

\* SALAD DRESSING—Use 1 tablespoon vinegar or lemon juice with herbs and seasonings as preferred.

- 1 baked pork chop trimmed of fat
- 1 medium baked sweet potato
- 1/2 cup beet greens
- 2 teaspoons butter
- 1/2 cup apple and celery salad\*
- 1/2 grapefruit
- 1 large glass of milk

# VICTORY RULES



1. EAT TO KEEP FIT?
2. GET ENOUGH SLEEP AND REST
3. EXERCISE EVERY DAY; PLAY, TOO
4. KEEP HAPPY WHILE WORKING

## Exercises

### BREATHING

Stand tall. While inhaling deeply, stretch arms upward. Exhale and slump collapsed to floor like rag doll. Repeat 5-10 times morning and night



### STANDING

Stand tall, ... shoulders straight head erect, chin up, stomach in. Try this against a door or wall ...



### SITTING

Sit with hips and shoulders against back of chair ...



### LIFTING

Lift with your legs, avoid body strain. Bend knees, crouch to floor, pick up object with both hands, gradually stand tall and erect



### WALKING

Hold body erect, head high, chin up, shoulders straight. Swing arms in rhythm to leg swing



### RELAXING

To relax, breathe deeply and slowly and exhale slowly with every part of body totally limp. Repeat 5 or 10 times ...



### RESTING

Rest for a few minutes during the day or after work. Lie down in quiet room. Cover eyes. Relax, feel limp all over ... Try not to think of problems of the day ...



*Personal!*



**D**O YOU want to lose weight or gain weight without upsetting your whole nervous system and physical being? Do you want to feel young and vital and ready to meet any situation that might arise? If you're carrying around excess weight, you won't feel this way, and certainly your efficiency won't be a hundred per cent if you're under weight. Here's a diet that will do what you want it to do, *if adhered to faithfully*. You won't lose pounds over night, or gain them either. You'll lose or gain



on this diet, just as much as the body can handle without going off on an unbalanced tangent that takes months from which to recover. That means you can achieve a weekly change of about two pounds with no diet dithers, and no physiological hang-overs. Overweights will lose that amount on the basic diet, underweights will gain it on the same diet, *plus* the additional things listed in Note To Underweights on page 60.

Time was when taking off or putting on weight was a matter of vanity. Now it's a matter of victory, and we don't mean maybe. There's work to be done, lots of it, if this war is to be won. It's up to

us at home to do it. That means we've got to be fit or else we'll be a liability, rather than an asset, to our America when she needs us desperately to be physically fit and well.

Then, too, before this year is out, we're told that 40,000 doctors and dentists and 35,000 nurses—nearly one-third of America's total medical staff—will be in the armed forces. That, if you give it some intelligent thought, brings up another vital question. If you're not feeling quite up to snuff, you can't casually call a doctor. There just won't be enough doctors to go around. We've got to keep well.

That makes two big reasons for getting yourself in the best possible shape, and keeping that way. Unless there is something organically wrong with you, the chief answer to both reasons is a properly balanced diet, which automatically means proper weight. Insurance companies which have studied this subject have prepared charts suggesting the best weight for health and efficiency for various ages and heights. Then they allow a tolerance above and below this so-called "best weight" in order to take care of other contributing factors such as unusual bony structure or muscle development. So check up on yourself.

If, when you consult a weight chart, you find you don't fall within the boundaries of the so-called "good weight," grab your doctor before he gets into uniform and get his advice before you start on any diet. Maybe there's some constitutional reason why you should weigh above or below the "good average," but once you have found out what is best for you, then go after it and maintain it after you've reached it, by eating less when pounds must be lost and more when they must be added, always with your eyes on the diet.

But, and it's a big *but*, it's not just a matter of eating more or less of *any* kind of food. It must be a properly balanced diet in which you will get the daily requirements of minerals, calories, and vitamins to suit your particular need. That's what this Victory Diet is, and that's why the body can maintain its very important balance, even while you're dieting. *It's a basic 1,500 calorie diet for reducing*, with the proper number of additional calories indicated for gaining. If you are dieting to reduce, even though you eat less, you will still be getting the necessary amount of protective factors.

That's why this diet is a sure-fire success. Every single day is planned as a balanced unit, and that is the reason why you can't monkey with this diet. *The various days' menus can't be scrambled* or you'll upset the apple cart completely. There is no allowance for extras, except as indicated for underweights; *no substitutions*. It's a strict procedure, but so is war, so is total efficiency and so is the best of health and well-being. It is a diet for all times, and especially for NOW.



Complete Analysis of Victory Diet #138 showing calorie, protein, mineral, and vitamin content for our 7-day menus. 6¢ in stamps. Supplement your diet with our "Vitamin Parade" booklet, #103, also 6¢ in stamps. The American Home, 251 Fourth Ave., N. Y.



# Beginners' Luck

Sketch by Chamalian

CAROLYN PRENTICE



IN THESE changing times, there's one thing, we'll wager, that remains constant—the urge for new clothes, for trim little dresses and smart little touches—come now, admit that you still feel it! But, above and beyond it, you probably feel that there's no time like the present to cut down on expenditures. All of which is very liable to leave you right where you started, looking at the pretty fashion pictures, and thinking of how simple it would be to whip up one of those little numbers all by yourself, if *only* you knew how to sew. But when it comes to aptitude with the tools of dressmaking, a staggering proportion of today's wives and mothers were born just thirty years too late.

But take heart—and take advantage of your chance to become proficient in the art, at little cost. According to Webster, the word "sew" means "... to unite or fasten together with a needle and thread..." Well, all in all, dressmaking isn't so simple as that, and you'll be a crestfallen soul if you think that it is. On the other hand, there are no mysteries to the art that you can't master, if you'll follow instructions—and that is where you're in luck.

The makers of dress patterns don't expect you to know all the tricks of the trade—they expect you to be a novice at the business, and therefore they don't leave a thing undone in the thorough instruction sheet that accompanies every pattern. If all the do's and don't's as set forth in this diagram are followed, you should be able to turn out a creditable job. The pitfalls come when you try to shortcut some of the steps that to untrained eyes may seem

unnecessary, or incorporate some that the designer didn't include. Dressmaking holds more attraction today than ever before, since we're all trying to cut down on the cost of living. Many untried hands are itching to get hold of a needle and a length of fabric and experiment. And they can, but a word of warning—avoid the difficult materials, the styles that require fine precision work, for your first efforts. It does take time to sew, ten or fourteen hours at least for one dress, and there's no better way to cure yourself of the urge than to spend that much time doing a haphazard job and have only disappointing results to show for your efforts and high hopes.

So, our word to the wise is—start out slowly and surely. It's safest to select your pattern first, and in doing this the beginner should choose one that she understands, in order to turn out a professional looking model with a minimum of effort. For if your first dress is a success, then you're on the way to a whole new world of satisfaction and savings. A design with a gored or gathered skirt is much simpler for the neophyte than a pleated model; a simple round or a V neck is preferable to a tailored, notched collar, for your initial efforts. Short sleeves require no fitting, but long sleeves are not serious sticklers, so let your taste be your guide on this point. Tricky and unusual shoulder lines present problems except to the experienced seamstress, so let those wait. Tucks and gathers are pretty, and quite within the grasp of one unacquainted with sewing lore.

Before you buy the pattern, inspect the instruction sheet very carefully. This will show the required yardage, suggest the most satisfactory materials, show the number of pieces which have to be cut, and

Test the material for your first dress to be sure that it does not stretch easily. Check end of bolt for fraying. There is practically none here

Pacific Mills cotton print



Botany fabric

Pin paper pattern together according to instructions and fit to figure before cutting into fabric. Make all necessary length adjustments



F. M. Demarest



*Little cutting required*




Advance Dress #3054

*Easy to fit*



Advance Dress #3573

*Simple neckline and tucks*



Advance Dress #3044



Advance Suit #3052

*Safe choice for that "first" suit*

*Difficult details for a beginner*



Advance Dress #2870

# Dear Hoover User:

HERE ARE 4 SIMPLE THINGS YOU CAN DO TO KEEP YOUR HOOVER CLEANER OPERATING EFFICIENTLY . . .

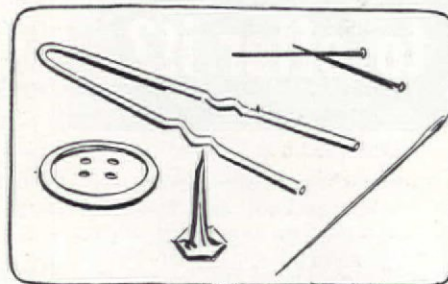


**Empty the bag after each cleaning**—It is important that the dust bag of your Hoover be kept free from accumulated dirt. Empty it each time you finish cleaning. Once a month turn it inside out and give it a stiff brushing. A clean bag will help keep your cleaner operating at top efficiency and prolong its life.



**Handle the cord carefully**—Never jerk the cord from the electrical socket. Disconnect it by pulling the plug itself from the socket. Coil the cord loosely around the cord clips on the handle when storing. When using cleaner, avoid running over the cord.

**Avoid running over hard, sharp objects**—Picking up pins, hair-pins, tacks, pebbles or other hard objects with your Hoover may damage the belt or other moving parts.



**Have your Hoover inspected once a year**—To be sure of obtaining genuine Hoover replacement parts and service by factory-trained Hoover Servicemen, register your cleaner with the Hoover Factory Branch Service Station (consult classified section of telephone book) or Hoover dealer in your city. If you cannot locate either, write: The Hoover Company, North Canton, Ohio.



Do not discard any worn or broken parts. They must be turned in to secure replacements.



## The Neighborly Spirit of Sharing

Hoover Cleaners are no longer being made. The resources and skills of the Hoover Company are devoted solely to the production of war materials. Like many appliances, cleaners are almost

impossible to obtain these days. If you own a Hoover, it's sturdy enough to give a neighbor or a relative a lift, too. Why not share? Perhaps that neighbor or friend will share some "hard-to-get" household appliance with you. That's how sharing works.

**The HOOVER** IT BEATS . . . AS IT SWEEPS . . . AS IT CLEANS

REG. U. S. PAT. OFF.

# MONEY BACK GUARANTEE



**Why is Balsam-Wool the only Attic Insulation to offer it?**

● Today, to have an insulation on which you can really rely, an unexcelled 20 years this assurance. Balsam-Wool offers record of making the highest quality insulation permits us to offer you the only high efficiency attic insulation guaranteeing complete satisfaction—or your money back! Balsam-Wool is designed to be superior . . . it has everything that insulation needs . . . it's wind-proof, moisture-proof . . . non-settling . . . fire and termite resisting. The six Balsam-Wool double values assure you a lifetime of fuel savings and comfort. Buy Balsam-Wool Attic Insulation now—pay for it monthly—get a cash dividend every year. Mail the coupon for full information!

**BALSAM-WOOL**  
*Guaranteed*  
**ATTIC INSULATION**

WOOD CONVERSION COMPANY  
Dept. 114-9, First National Bank Bldg.  
St. Paul, Minnesota

Gentlemen: I want to know more about Balsam-Wool Double-Value Attic Insulation.

To assist us in giving you special information, please check: I am a home owner  renter  architect  student  contractor

Name .....

Address .....

City ..... State .....

other details of the actual pattern, so that you may judge whether you'll be getting in too deep or not. Pattern clerks can be most helpful in advising you as to the intricacies of different models, and the proper sizes. A dress that can be cut out double, that is, one where the cloth is folded so that both the right and left sides are cut at the same time without removing the pattern, will save time. Check the cutting chart for this point.

NOW FOR THE FABRIC SIDE of the story—you'll have smoother sailing with a closely woven, non-stretchy material than is possible with a wispy, loosely woven type. Material that is thin enough to press flat, and firm enough to hold its shape when cut, is the best choice. Cotton is probably the perfect material to begin with, for it tailors well, and since it is inexpensive you won't be faced with a mental hazard when it comes to cutting into it. Percales, gingham, seersuckers, and thin piques are ideal selections. In the new rayons are several very closely woven, sturdy types, which make up beautifully, and although these do not have the body that cotton has, if care is taken in cutting, they are perfectly satisfactory. The end of a fabric bolt should be examined for fraying, for a material with this shortcoming can cause no end of tribulation. In order to do a good job with woolens, a steaming iron is a big help. Woolens should, of course, be sponged and shrunk before cutting (most stores will perform this service free of charge at the time of purchase).

PRINTS have their strong points, too, in that a small all-over printed design will hide minor defects in workmanship better than a plain, solid color. However, do look at the print from a distance of ten or twelve yards as well as in the hand; the effect may be very different from the close-up view. Large prints, plaids, and stripes require careful matching, and you'll find that they present certain cutting difficulties, so save those for later on in your career. If you use a plain fabric, you will save possible sorrow by choosing one that is the same on both sides; just in case you slip up in the cutting process, and cut two sleeves for one arm, you'll be able to rectify the error without further ado.

Assemble all your sewing needs when you buy the pattern and material—the thread, buttons, trimming, fasteners, etc., so that when you get started you won't have to interrupt your work to run out for


**THERE'S Inspiration ON EVERY PAGE of this 32-PAGE HOME IDEA BOOK**

● Shortages of critical materials—restrictions on building—need not keep you from having a better, more livable home today! Whether you are building a defense home, or remodeling to provide extra space for defense workers, you'll find "The New Open House" a source of inspiration. Here are just two of the hundreds of suggestions it contains for your present home or your home of tomorrow!



### EASY TO DO—LOW IN COST!

If you have a drab, gloomy room with only one or two windows, what a transformation additional windows of Ponderosa Pine can make! In the illustration above, the space between two existing windows was utilized to provide more light, air, and interest to this room.



### BEAUTY AND UTILITY JOIN HANDS!

These handsome stock doors of Ponderosa Pine would grace any home! The big, roomy closet immediately adjoining the entrance is a tip for householders who want extra storage space in their home.

### GET YOUR COPY NOW!



Complete—comprehensive—and fully illustrated—the book "Open House" will help you plan greater utility and beauty for every room. Mail the coupon and 10c for YOUR copy.

PONDEROSA PINE WOODWORK  
Dept. XA-9, 111 W. Washington Street  
Chicago, Illinois

Please send me a copy of "Open House." I enclose 10c.

Name .....

Address .....

City ..... State .....

*Ponderosa Pine*  
**WOODWORK**

any of these ever-necessary things.

The first step in the making of a dress is the fitting of the paper pattern to your own figure. Just because you have always bought ready-made 16's and worn them without alteration, it doesn't necessarily follow that a size 16 pattern is going to fit you like a glove. Your waist may be a trifle long; one shoulder may be a bit higher than the other; your hips may be an inch less than average. And since one of the great advantages of making your own clothes is that they can easily be made to fit perfectly, it is foolish not to make sure of the fit of the pattern itself before cutting into the material. It's far easier to move pins in the paper pattern than to rip bastings.

FITTING ONESELF is next to impossible, so when you do your sewing, plan to do it with a friend. It can be a pleasant way to get in your conversation, and you'll save each other time and trouble.

For pinning and cutting, use the dining room table, or any hard, flat surface. Even the floor will do.

Pin the pattern together, or, if both sides are alike, one half of it, allowing for seams according to the instructions. Try this on, and have your friend check it for fit. It may be necessary to shorten the blouse section. To do this, a tuck should be taken through the fullest section of the pattern. If the blouse needs to be lengthened, cut the pattern at this point and insert a strip of plain paper the necessary width. The same procedure can be followed for shortening or lengthening the skirt, through the hips.

IN OUR NEXT STORY we'll go on with our word picture of the right and wrong way to cut your dress, and give you suggestions for putting it together that will save your disposition and show you how you can save on your wardrobe budget. After you have developed your own particular knack of sewing, you can introduce all your pet ideas, and come forth with clothes that are more than worth the effort, by virtue of their originality and suitability to your own figure and tastes. You can utilize all those odd lengths of material that you have kept lo, these many years. Today, when we are all trying to make the best possible use of all materials, you'll be more than fortunate if you are handy with the tools of dressmaking. It's two-way saving, and who doesn't respond to that incentive? So arm yourselves with your favorite pattern and four or five yards of fabric. We'll carry on together





# WHO'S YOUR NEIGHBOR?

NEAL C. SIEVERS

**D**O YOU remember that all-alonesome feeling you had on your first night away from home? When everything was strange and new, and a little frightening? That's the way I felt when we moved into an apartment from the home which went the way of a good many back in the days of 1931.

For several years we were content to hide ourselves away from friends and acquaintances. We were vaguely conscious of the fact that there were people, living, eating, sleeping, and working in the same building. We didn't know their names, and hardly their faces.

Then, a little common sense made me realize that our position was not at all unique. Furthermore, we were getting in each other's hair from sheer boredom. One day, when I was down in the lobby collecting our mail, a lovely looking young woman walked in. I may have seen her before, I don't know, but until that morning I had never really looked at anyone in our building. Immediately, I felt I wanted to know her, so I smiled and said "Good morning" and she did likewise. That was all that day.

I made it a point to meet the postman every day thereafter, and to look my very best so as to create

a good impression. One day, the young lady got a newspaper from the postman. It was her home-town paper, she told me rather shyly, and she could hardly wait to read it to take the edge off her homesick, unhappy feelings.

That was the mutual ground I had unconsciously been looking for so the next day I took her a huge bunch of buttercups we'd picked in the country. A few days later, I took in a pan of hot biscuits. She was gracious but reticent. Came the day before Thanksgiving and I asked her and her husband to join us for tea. At first, we were all four rather on guard, but the ice was definitely broken. From then on, it was plain sailing, perfect strangers had become fast friends, and we found that they had been every bit as lonesome as we were.

This was so much fun and turned out so happily that I decided to know the rest of my neighbors. My "plan of attack" was different in each case—sometimes it was a cheery "good morning"; sometimes I made friends through the neighbor's dog; other times, it would be a pie or a bouquet of flowers or a cordial little note of welcome.

Now, when somebody asks, "Who's your neighbor"? I can say honestly, "They're friends of ours."

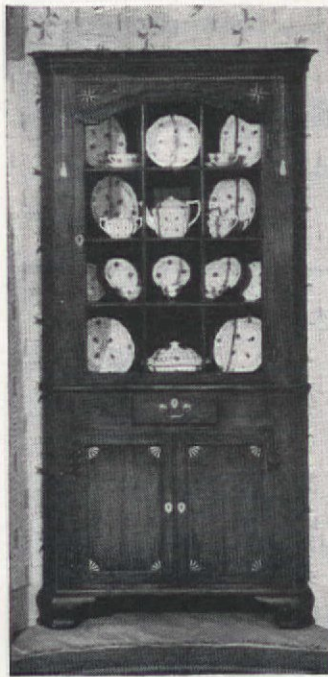


*From the Past you love...*

*To the Home you love...*

# Southern Highland Furniture

*by  
Drexel*



The Old South of mint juleps and lazy days has gone...but there still remain some of the beautiful old houses where the aristocracy of the mid-eighteenth century flourished, living with an elegance that gave renown to Southern Colonial life. And though the old days are gone, the fine furniture that enhanced those homes will last indefinitely.

Drexel, reproducing this furniture in the Southern Highland group, offers a collection that will delight every antique lover. Here is a cabinet inlaid with compass, rope and tassel, here is a sugar chest emblazoned with a star, a high chest with bellflower inlay—here are beds, chairs, and quaint, enchanting little tables! These pieces are faithfully copied in walnut, with a dull hand-rubbed finish like that of the originals. Buy a few pieces today and add more from time to time.



LOOK FOR THE DREXEL SEAL ON EACH PIECE.

AH/S Drexel Furniture Co., Drexel, North Carolina  
I enclose 10c. Please send me your illustrated, informative booklet:  
"Your Home — and Drexel Furniture".

Name.....  
Address.....



THE FINE ENGLISH DINNERWARE

# Spode HAZEL DELL

Start your set of Spode with an Individual Place Setting. Add more from open stock. Ask your dealer about the Place Setting Plan or write for Booklet 17.

Sole Agents and Wholesale Distributors  
**COPELAND & THOMPSON, INC.**  
206 FIFTH AVENUE, NEW YORK, N. Y.  
Prices are subject to change.

Individual Place Setting **\$7.01**



Tomorrow's homes will be

# HOMASOTE PRECISION-BUILT HOMES

ANY SIZE • ANY TYPE • ANYWHERE

Today, we're filling war orders. Tomorrow—we'll have an important announcement for home owners. May we put you on our mailing list?

HOMASOTE COMPANY . . . . . TRENTON, N. J.

## FOOD MILL Saves FOOD VALUES

**COOK POTATOES**, tomatoes, vegetables, fruits with peeling—then mash or slice. **FOOD MILL MASHES** RUTABAGAS, pumpkin, squash. No lump! **MAKES** 25% more apple sauce without cutting or peeling—less sugar needed. **PUREES** corn, peas, spinach, all vegetables for soups.

**SIEVES** fruits for desserts. **STRAINS** fresh foods for baby quicker, cheaper.

**SAVES VITAMINS AND MINERALS** IN FAMILY FOODS.

**FOLEY FOOD MILL**, \$1.25 at dept. hdqs. stores or mail coupon. **FOLEY SIFTER**, 2-cup size, sifts into measuring cup, 50c.



**FOLEY MFG. CO.**, 74 Main St. N. E. Minneapolis, Minn.

Send Free Recipe Circular.  
I enclose  \$1.25—Food Mill...  
or  50c Sifter.  
I enclose  \$1.75 both Food Mill and Sifter.  
(Your order sent postpaid.)

Name.....  
(Write address plainly in margin)

## BACKACHE, LEG PAINS, MAY BE DANGER SIGN

Of Tired Kidneys

If backache and leg pains are making you miserable, don't just complain and do nothing about them. Nature may be warning you that your kidneys need attention.

The kidneys are Nature's chief way of taking excess acids and poisonous waste out of the blood. They help most people pass about 3 pints a day.

If the 15 miles of kidney tubes and filters don't work well, poisonous waste matter stays in the blood. These poisons may start nagging backaches, rheumatic pains, leg pains, loss of pep and energy, getting up nights, swelling, puffiness under the eyes, headaches and dizziness.

Don't wait! Ask your druggist for Doan's Pills, used successfully by millions for over 40 years. They give happy relief and will help the 15 miles of kidney tubes flush out poisonous waste from the blood. Get Doan's Pills.

**PULVEX  
FLEA POWDER**  
—also kills Lice and Ticks  
25¢ AND 50¢

**LISTEN - Here's Easy Way to  
MAKE MONEY**

**SELL CHRISTMAS CARDS**  
Take easy orders for Personal Christmas Cards with sender's name, 50 for \$1. Also season's finest 21-card \$1 Christmas assortment. Make up to 50c. Nine other assortments. Religious, Religious Gift Wrappings, etc. De Luxe 100 Personal Cards. Start earning now. Also special money-raising plan for clubs, church groups, etc. Write for FREE SAMPLES.

**50 for \$1  
WITH NAME  
INSCRIBED**

**WETMORE & SUGDEN, Inc.**  
749 Monroe Ave., Dept. 335, Rochester, N.Y.

**DISCRIMINATING CAMERA FANS  
RAY'S for BETTER VALUE!**

ROLLS DEVELOPED, your choice: two beautiful double-weight professional enlargements and 8 never-fade Raytone prints, or two Raytone prints of each negative.

35MM, 35 exp., 3rd Raycraft enlargements, \$1.

**RAY'S PHOTO SERVICE, Dept. 27-F, LaCrosse, Wis.**

**25¢**

**DOOR-EASE  
STAINLESS STEEL LUBRICANT**

**EASES STICKING DOORS**

Be Johnny-On-The-Spot when doors, windows, and drawers bind or squeak. Use DOOR-EASE—like a crayon. Clean, weather-proof, long lasting! — Door-Ease Mfrs., Muskegon, Mich. in metallic container at Hdq., Auto Accessory, Dept., and Dime Stores

**10¢**

**DOOR-EASE  
STAINLESS STEEL LUBRICANT**

**DWARF FRUIT TREES**

Many of them bear fruit the first year planted. Write for free catalog.

**STERN'S NURSERIES, Dept. A, Geneva, N. Y.**

**40 PERENNIAL PLANTS \$1.25**

Large, field grown, 1 and 2 year old plants. Selected varieties including: Delph. Giant Pacific Hybrids, (new), Mrs. C. L. Bell Daisy (new), Aquilegia long sprd., Campanula dbl., Oriental Poppy, Pyretrum, Stokesia, Dianthus dbl., etc. 1 Russell Lupin (new) selling at 50c each. Free, if you order now. Satisfaction guaranteed. Novotny Gardens, Osage, Iowa

**1 Post-paid.**

**Burpee's  
DAFFODILS**

All kinds and colors, mixed.

A grand planting, at **3 BULBS** little cost. Guaranteed to bloom. Postpaid **10¢**

**3 Bulbs 10¢; 32 Bulbs \$1.**

Order Early! Fall Bulb Book FREE.

**W. Atlee Burpee Co., 138 Burpee Bldg., Philadelphia, Pa. — OR — Clinton, Iowa**



## II. TABLE LINEN

Newspictures from Cleanliness Bureau

**I**F YOU want to have an ever-ready pile of clean, unwrinkled cloths, napkins, and place mats, there is a good deal of special information you'll want to have at your finger tips. In the regular round from linen closet to table and back again, your table linen is bound to need extra attention now and then. Sometimes it's a stain that calls for special knowledge; it may be a tear that needs mending; or it may be an unfamiliar fabric or color which challenges your skill and reputation as an expert in household affairs.

Your first step in preparing table linens for laundering is removal of stains. If you treat them immediately after the accident, you'll find they come out a lot more easily. Just follow directions on the recipe cards printed on the following pages.

Now for the materials—your damask cloths and napkins are probably rayon and cotton, which gives the rayon first say in the tub. Unlike cotton, it has a distaste for very hot water, so use lukewarm water and plenty of soap. White damask may be soaked for about fifteen minutes in soapy water; if colored, wash at once. Five to seven minutes in the washing machine will usually be long enough. Cotton and linens may be soaked and washed in hot water, but with colored cloths, play safe and wash in lukewarm water after testing an inconspicuous part in water for color fastness.

Don't hesitate to wash fiber mats, either. Of course, these should be washed by hand, but put them right into lukewarm suds and follow with two lukewarm rinses. To get the water out, roll in a Turkish towel and then lay flat to dry. While damp, just stretch back to their original shape. Grass linen can be washed in the same way. It's a stiff fabric so don't use vigorous treatment. Besides, the finish is so smooth that thick warm suds will quickly take out the dirt. Hang grass linen in the sun to dry. Press, while damp, with a moderately hot iron and go easy on the folds. It's even better to roll these pieces on a cardboard tube to keep them from getting creased and in tiptop shape for the next time you use them.

The new woven mats of cellophane mixed with novelty yarns of cotton, silk, and rayon will also withstand tepid suds, but for those mats made entirely of cellophane—just surface clean with a damp cloth. They're smooth so this will remove practically any soil.

For any of these materials, remember that the secret of successful laundering lies in not allowing clothes to become too soiled before

# Wear and Tear



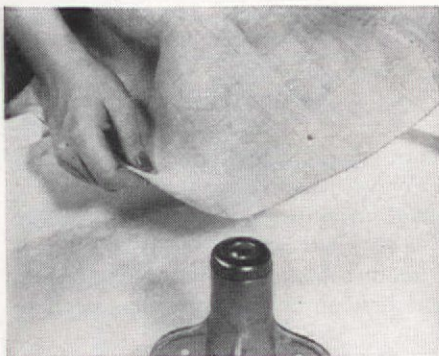
Never detach cord from iron while current is on; clean washer thoroughly and often

Research, Julietta K. Arthur

## ● stain removal

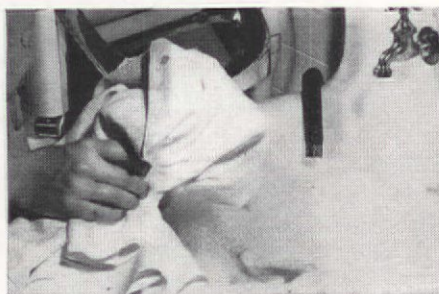
**I**F YOU'VE had trouble in removing stains, maybe it's because you don't go after them while they're fresh.

Coffee and chocolate spots usually disappear after a good sudsing. For disfiguring lipstick stains found on napkins after a party, rub soap on the red smear before wetting it. For flower and fern stains, try rubbing a thick suds into the spot. It generally works. Egg and tea spots should be sponged with cold water, followed by regular sudsing, while lukewarm water is the pre-treatment for spots of milk, cream, ice cream, and meat juice. Lay stained area over a piece of white oil cloth on ironing board and sponge it thoroughly.




## ● steps in washing

**S**ORT cloths according to color, soil, and material. Watch for rips, tears, and stains and remedy these before washing. White or color-fast cottons and linens may be washed in hot water but use lukewarm water for rayons or non-color-fast materials. Dissolve mild soap in water to make a two-inch standing suds. For most table linens, five minutes is a long enough run. For hard water, add a little soap to first rinse water. Rinse again in lukewarm, then cold, water. Bluening in last water is good for white linens.




## ● ironing hints

**A** LITTLE care in hanging your linens will save a lot of time in ironing—just smooth and straighten corners and sides before hanging. When cloths are dry, sprinkle and roll firmly to permit an even spread of the dampness. For ironing, fold tablecloths in half lengthwise and press first on the wrong side to dry smoothly, then on right to bring out luster. Always iron with the grain in the fabric. To prevent cloth from getting soiled when ironing, let it overflow into a clothes basket or cover the floor with clean newspapers. After pressing, fold again lengthwise, then across as many times as necessary—don't iron crosswise folds. Change position of folds from time to time.



Newest contributions from manufacturers on how to prolong the life of your laundry equipment and bedding



**WHITNEY HAMPERS**  
MATCH TOWELS - BATH MATS - SEAT COVERS - SHOWER CURTAINS PERFECTLY

ALL COLORS IDENTICAL WITH U. S. GOVT. BUREAU OF STANDARDS' SPECIFICATIONS

Here's what a leading interior decorator says, "A hamper should be selected, both for color and style, to blend into your decorative scheme. The color should match the predominating hue. The style should be selected for simplicity of design. I prefer Whitney hampers. Their colors always harmonize with other accessories and their styling is correct for bathroom decoration." At Better Department and Hardware stores.



LOOK FOR THIS TAG. IT'S PROOF OF A BETTER HAMPER

This "informative label" and guarantee tag appears on every Whitney hamper. It shows why a Whitney is better made!

WHY NOT BUY 2? One for your bathroom... One for your bedroom.

**Whitney CLOTHES HAMPERS**

F. A. WHITNEY CARRIAGE CO. LEOMINSTER, MASSACHUSETTS

Photographs, Cleanliness Bureau



**How MILK-BONE TINY-BITS save dog owners time, trouble, and money!**

● Here's why it will pay you to feed your dog Tiny-Bits with warm broth or water ... mixed with meat and vegetables!

You'll save time ... Tiny-Bits are ready to serve!

You'll save trouble ... No mixing diet formulas. Tiny-Bits contain milk • high protein beef meat meal • yeast • fish liver oil • whole wheat flour ... **FIVE** Vitamins: A, B<sub>1</sub>, D, E, and G!

You'll save money ... Tiny-Bits are dry ... you pay for no moisture. Besides ... when you feed Tiny-Bits to your dog less meat is required.



**NATIONAL BISCUIT COMPANY**

National Biscuit Company  
449 W. 14th St., N. Y. C., Dept. G-9  
Send me FREE SAMPLE MILK-BONE TINY-BITS. (Please print. Paste coupon on penny postcard if you wish.)

Name .....

Address .....

City and State .....

**WHEN YOU CHANGE ADDRESS**—Be sure to notify the Subscription Dept. of THE AMERICAN HOME at 251 Fourth Ave., N. Y. C., giving the old as well as the new address, and do this at least four weeks in advance. The Post Office Payment does not forward magazines unless you pay additional postage.

*Imperial*  
**MASTERS Tables**

Are a wise investment because of their enduring quality. Their convenience and usefulness make housekeeping easier. Their smart design will give your home charming beauty. Twelve patterns to choose from — see them all at your dealer's.

**IMPERIAL FURNITURE COMPANY**  
Grand Rapids, Michigan



Send for "Tables for Real Living" — a new, profusely illustrated booklet — jam-packed with ideas — sent for ten cents (coin). Please address Department A-9.

Name \_\_\_\_\_  
Address \_\_\_\_\_  
City \_\_\_\_\_ State \_\_\_\_\_

putting them in the wash. Frequent laundering prolongs the life and appearance of washable articles, and soap is a grand color brightener.

If you have a washing machine, make the fullest possible use of it. Complete and detailed instructions come with every washer and it is worth while knowing the answer to such problems as how much soap is necessary, how often the water should be changed, and how many clothes make a load. With more and more women doing their own house work and many others going into war industries, it is important for us to know the answers. Keep the instructions for operating your washing machine in a handy

spot so you can refer to them at a moment's notice. Otherwise, chances are that you'll never make use of their valuable suggestions.

And remember you're not finished with your washing until your washer is put away in apple order. All levers should be turned to the "off" position and the connecting cord wiped dry and carefully wound on the hooks provided. The wringers are rubber, so clean carefully, and dry. Release pressure on the rolls and it will save both the rubber and springs. Then clean and dry tub, cover it to keep out dust and you're done your part for your home and country by making your valuable equipment last for the duration.

● **stains**

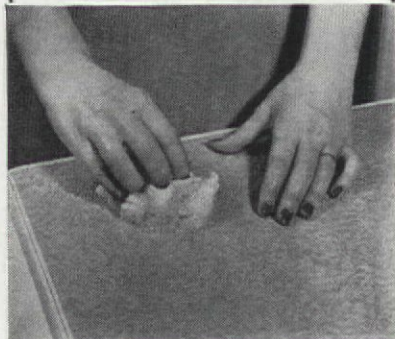


**W**HEN you're tackling fruit and berry stains, it's time to put the kettle on. Stretch the spotted part over a basin and pour boiling water through the mark. Then wash thoroughly in soapsuds. If stains are obstinate, use a chlorine bleach, applying with a medicine dropper with cloth over a shallow bowl; dip in water to rinse out the bleach. White linens and cottons can be bleached, but if in doubt about color fastness of dyed articles, experiment first on an inconspicuous portion.



Hang manufacturer's instruction card in the laundry; follow his directions on care of your washer

● **washing**

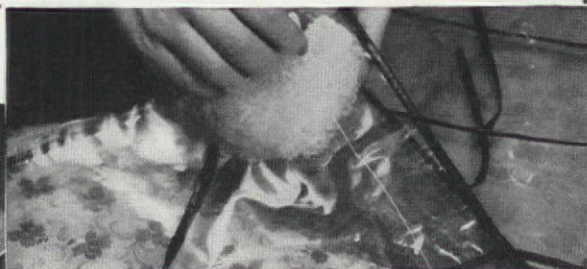



**F**OR fitted table pads with washable tops wipe them off with a soapy cloth after each meal. Rinse off the soap with a cloth wrung out in clear water and then wipe dry. For silence cloths remove spots, using the same methods as suggested for linens. A felt silence cloth should be washed in heavy lukewarm suds—hot water will stiffen it. Use a loose wringer and press on wrong side with a moderate iron. Quilted cotton silence cloths may be washed in hotter water. A two-inch standing suds is desirable. Run the washer about ten minutes. Scrub soiled spots with a soft brush and dry out-of-doors if possible. Ironing is not necessary. Straighten the edges while they are damp so they won't be askew.



Know the capacity of your washer and don't overload it, if you'd avoid straining the mechanism and motor, to say nothing of damaging clothes

● **storage**



**N**ow that your linens are clean, keep them fresh by careful storing. Arrange cloths and napkins in neat separate piles and place just-washed linens at the bottom of the pile. Wrap seldom-used white linens in blue paper to prevent yellowing. Transparent bags and boxes help keep the company linen in good condition. Wash boxes off occasionally, too.



When not in use, leave wringer rolls in neutral position, with the pressure off them. Keep clean, but do not oil or grease. Remember, they're very precious, irreplaceable rubber

Additional instructions on back of each card

# Out for the Duration!




H. E. Marsden

**T**HE carefree, blithe spirit who used to skip haphazardly through any housekeeping or cooking is out for the duration. Every woman's job right now is to feed herself and family three square meals a day. Housekeeping routine should be simplified and efficient. Production in the home can only be tuned up by discarding unessential gadgets, burdensome fixtures, stumbling arrangements of equipment. Let's learn from factories and adopt housekeeping rules.

1. When picking up a large number of small objects—pens, matches, rubber bands, clips—use both hands
2. Use rhythm in work, to achieve a smooth, automatic performance, which is less tiring than a jerky motion
3. Have a place for every tool and keep it there when not in use. Have equipment for each job grouped together, such as floor waxing, silver polishing, and washing tools
4. When working, have all tools assembled close at hand to prevent unnecessary interruptions
5. Always work in good light, without shadows
6. Work tables and chairs should be of correct height and arranged for alternate standing and sitting
7. Place mechanical equipment so its use will not cause extra body movement or strain. For example, electric mixer, knife sharpener and juice squeezer
8. Use combined tools, such as vegetable parer and corer

Streamline your kitchen and the rest of the house to victory efficiency. Streamline your schedule of work to resemble a production line in a modern airplane or ammunition factory. Tune up your home for operating on a wartime efficiency basis, for your fighting job on the home front.

## Amazing New Way to MODERNIZE OLD FLOORS!



### JUST LAY PREFINISHED OAK FLOORING RIGHT OVER YOUR OLD FLOORS... NO SANDING OR FINISHING

**A NEW FLOOR IN A DAY.** Bruce Streamline Hardwood Flooring will give your rooms new beauty at low cost... quickly. Completely finished and waxed at the plant, the new thin  $\frac{1}{2}$ " or  $\frac{3}{8}$ " strips can be laid right over old floors. No sanding, finishing, mess or smell. Ready for use instantly! You don't even have to take down curtains and pictures.

**FACTORY-FINISHED.** The Bruce factory-applied finish penetrates the pores of the wood—resists scratching and marring. The beveled strips give a distinctive "shadow pattern" effect.

**LOW COST.** A Streamline Floor will cost you less than a good rug. Easy to keep clean and beautiful. Let your lumber dealer give you an estimate on Streamline Flooring. Mail the coupon below for free colorful literature.

**SEE YOUR LUMBER DEALER**  
There are no shortages of Streamline Flooring. It is now handled by most lumber dealers. If your dealer does not have samples and complete information on Streamline, ask him to write us for details.

#### AMAZING "SCRATCH TEST"



Half of panel is finished "Bruce-Way"; other half ordinary way. A coin is scraped across both. Ordinary finish chips off; "Bruce-Way" finish is unharmed!


**E. L. BRUCE CO.**  
1630 Thomas St., Memphis, Tenn.

**FREE—COLORFUL LITERATURE**  
E. L. BRUCE CO.  
1630 Thomas St., Memphis, Tenn.  
Please send literature and complete information on Bruce Streamline Flooring.

Name.....  
Address.....  
City..... State.....

**BRUCE** *Factory-Finished* **STREAMLINE** HARDWOOD FLOORING  
A PRODUCT OF E. L. BRUCE CO., MEMPHIS, TENN.

FIX UP AN EXTRA ROOM TO HOUSE A WAR WORKER



**MORAL:** When you need a wheel for your bicycle, auto or watch, look in the Classified.

What will you find in the Classified section of your Telephone Directory besides names, addresses and telephone numbers of concerns?

You will find much detailed information about the services local tradespeople offer such as: "Call for & deliver." "Open 24 hours a day;" also the authorized dealers who sell and service advertised products.

Let the Classified help you choose the tradespeople best fitted to serve you.



# Black-Out

*That's Gay!*



vivid red is repeated on walls and on an old narrow table. The left side is lined with shelves to hold an emergency supply of food, new books and a few old favorites, plus a portable radio that runs by battery. A real black-out room for practical use as such, but Mrs. Smith and her mother find that they practically live in this tiny room all the time! It has become their favorite breakfast spot, for one thing, and is the general favorite for relaxing and comfort. What better measure of success for any room, in peace or in war time?

**H**ERE'S proof that black-out rooms needn't be dreary, hole-in-the-wall affairs, no matter how tiny! Mrs. Gregson Smith and her mother faced squarely the possibility of spending many hours in their improvised shelter. And in that event, they decided, their black-out room was going to be as cheerful and debonair as they could make it. You see illustrated how well they succeeded with what had been a tiny and not-too-useful space in their small Los Angeles apartment. It couldn't be cosier.

The decorative motif was inspired by an antique English lacquer tray done in red, black, and white, with touches of green. This tray, by the way, now hangs in a place of honor on the closet wall, acknowledging the important part it played in this transformation. The walls are a brownish gray, without any luster. When the electric lights are turned on, this color changes to almost black. The ceil-

ing was painted red—a real Chinese red—as were two occasional tables. The rug is a lovely shade of green, deep and cool. To pick up this color and accent it, the portable serving table and lamps were also done in green. The two matching chairs were formerly the common kitchen variety. Now, padded and upholstered, they are blooming additions to their new environment. That wonderful-looking red Scotch plaid you see on these and the sofa, is, in actuality, an inexpensive linen-like material. It is equally effective hung as black-out draperies against the gay Venetian blinds. Those pictures over the sofa are English prints, cleverly arranged in a "V for Victory" formation. Entering from a hall, there's a tiny foyer, also "black-out," and a bathroom carried out in the red, black, and white color scheme, complete with a bright red shower curtain.

The closet doors, opened, reveal a pleasantly bold splash—for the



ROSALIND SHEPARD LEATH

Photographs from the author



F. C. DRAKE

Stage on bed tray speeds recovery



French print copy makes the curtain

# Puppets Pay

FOR more reasons than one, the nicest props that you can give your children are puppets, or at least the makings of a puppet show. A puppet stage clamped to a regulation bed tray, so that it can be folded flat and put away, is a real inspiration for those days when your youngster is confined to bed, and you're at your wits' end trying to amuse her and make her forget an ailment. A curtain that pulls open just like regulation stage curtains can be easily arranged, or it can be the type that pulls up and down, done in pastel crayons on the white backing of oilcloth. A box gives the necessary depth for the stage. Children will gain the most from this pursuit if they make their own puppets with a knife, bits of wood, and spools. Puppetry is an excellent teacher of crafts since it draws from each of them, and at the same time teaches the child how to do things for himself—even to writing his own scripts and speaking the lines of his own puppet actors.

Stage setting for "The Painted Pig"



# SAVE UP TO 1/2

Get Beautiful  
**OLSON RUGS**

**FREE BOOK** in Colors  
— See all the new rug colors and designs — decorating helps — 26 model rooms. Mail coupon or 1¢ postcard.

61 Other Colors and Patterns  
Solid Colors & Tweeds

Send Your  
**OLD RUGS**  
CARPETS, CLOTHING

*It's All So Easy*—your materials are picked up at your door at *Our Expense* by Freight or Express—and a week later you can have luxurious new rugs like these at *sensational Factory-to-You savings*—lovely, colorful, deep-textured, seamless . . .

**Broadloom Rugs woven Reversible for Double Wear**  
Any Size to 16 ft. wide, any length

By the Famous Olson Process we shred, sterilize, sort, merge and reclaim the seasoned wools from materials of all kinds—then bleach and combine with sturdy new wools, re-spin, re-dye and re-weave into up-to-date new rugs that have won the praise of editors, decorating experts and women everywhere.

**You Risk Nothing By a Trial**— We Guarantee to satisfy or pay for your materials. Our 68th year. Over 2 million customers.

MAIL COUPON or a 1¢ Postal

**TEAR OUT--MAIL TO-DAY**  
to **OLSON RUG CO., Dept. N-53**  
2800 N. Crawford Ave., Chicago, Ill.  
CHICAGO NEW YORK SAN FRANCISCO

Gentlemen: Mail your big, new, money-saving Book of Rugs and model rooms in colors FREE to:

Name.....  
Address.....  
Town..... State.....

The lovely Early American and 18th Century designs shown above (and many others) are shown in all their many rich, beautiful colors in our big FREE CATALOG.

TRY THIS SHORT CUT to a Beautiful Lawn

FALL SEEDING with **Scotts**

Imitate nature... seed in the fall. It's an excellent time to start a new lawn or convert an old one into a luxurious Scott Lawn. Margant Sullivan, of Chicago, writes, "By following your advice, our lawn looks like one big green velvet rug," and Mr. Wm. Headd, of Lincoln Park, Mich., writes, "Thanks to Scotts Seed and Turf Builder I have the prize lawn of our street." You, too, can have the prize lawn of your neighborhood. Join the hundreds of thousands who are enthusiastic owners of fine Scott Lawns... Scotts Free Lawn Care Bulletins will show you how easy it is done... write today for your Free 2-year subscription.

**FREE**

Lawn Care Bulletins serve as a guide for over half a million lawn enthusiasts. Write for your FREE subscription today.



**Scotts** SEED and TURF BUILDER Make Beautiful Lawns for LESS

**PEONIES de LUXE**

Cost No More to Grow

than those of lower pedigree, but will give you a lifetime of greater enjoyment. Brand's famous prize-winning varieties are quoted today at extremely moderate prices. Our catalog also lists some beautiful single type Peonies at low cost.

BRAND'S FRENCH LILACS on their own roots are the finest you can buy, anywhere at any price.

Our New Fall Catalog is FREE. **BRAND PEONY FARMS, INC.**, 127 E. Division Street, Faribault, Minn.



**2 STAR ROSES \$1**  
For FALL PLANTING  
★ Cathrine Kordes, H. T. Carmine-scarlet, \$1 ea.  
★ Soeur Therese, H. T. Clear yellow, \$1 ea.  
HALF-PRICE TEST OFFER. Both above 2 sturdy, 2-yr. field-grown Star Roses sent postpaid for \$1. Catalog of new roses FREE. **THE CONARD-PYLE CO.**, West Grove 258, Pa.  
**GUARANTEED TO BLOOM**

**EVERBEARING RASPBERRIES**

and other Berry Plants which will fruit next summer. Write for free catalog. **STERN'S NURSERIES, Dept. A, Geneva, N. Y.**

**WANT MORE CASH!** **SELL Christmas FOLDERS!**  
MAKE BIG MONEY showing our 17 different \$6c. & \$1.00 boxes, including 3 nationally known DeLuxe 21-folder assortments and 3 Personal name assortments. **CASH!** Due to the big demand for religious cards. Our "Sunshine Line" religious boxes are famous for choice Bible texts, inspiring sentiments and superb artistry. Gift wrappings, calendars, plaques. Write for **SAMPLE Offer**.  
**TRIUMPHANT ART PUBLISHERS Dept. D8**  
Anderson, Indiana or Sacramento, Calif.

Write often *Write cheerfully*  
**WRITE!**

**Eaton's FINE LETTER PAPERS**

To get a letter... write a letter!

**STOP CORN MISERY!**

Away Goes Pain, Out Come Corns  
Dr. Scholl's Zino-pads instantly stop tormenting shoe friction; lift aching pressure; make you foot-happy mighty quick. Separate Medications included for speedily removing corns. Thin, soothing, cushioning. Cost but a few cents a treatment. Incent on Dr. Scholl's!



**Dr. Scholl's Zino-pads**

for **FALL Flowers**

**FULTON'S PLANTABBS**  
Fulton's Plantabbs—complete, balanced PLANT FOOD (11-13-20), fed regularly to Asters, Chrysanthemums, Dahlias and late Roses, will grow Fall Garden Flowers, unsurpassed in size, color and profusion. Potted plants, after a summer outdoors, should be moved indoors before frost. Feed them well with Plantabbs before and regularly after this "changeover". Such feedings insure them against set-back during winter's changing room temperatures, dry air and sunless days. Only Fulton's are genuine Plantabbs. At dealers, 10c, 25c, 50c, \$1 and \$3.50 or postpaid Plantabbs Co., Baltimore, Md.

**FULTON'S PLANTABBS**  
PLANT FOOD TABLETS Plus Vitamin B1

Highest Quality  
**Finest OREGON DAFFODILS and ENGLISH TULIPS**

OUR Daffodils are the finest grown in Oregon. No one produces anything better. We particularly want to tell you of the great enthusiasm with which the new variety Carlton is received, inexpensively priced at 55c each.  
Tulips this year will be at a premium. Order them early. We have an extra fine lot but quantities are limited.

**Helps Autumn Planting**  
Wayside's new Autumn planting catalog offers the finest bulbs and plants that must be planted in Autumn for best results. Rose enthusiasts and experts plant their Roses in the Autumn because they get more and better flowers the following summer. Follow their example. It is a splendid one. Tops on the Rose list of course is **Heart's Desire**. Each \$1.50.  
As usual Wayside's Autumn Catalog is better and more helpful than any. Amply illustrated. Accurate, true-to-life. Copies. You know just what you are buying. Enclose 15 cents with your request (coin or stamps) to cover postage and cost of handling.

Guaranteed Superior Quality  
**Wayside Gardens**  
12 Mentor Ave., Mentor, Ohio  
Trade Mark Reg. U.S.A.



Sketches by Paul Frame

My character wobbles... and so I garden!

KATHERINE B. NORCROSS

**G**ARDENS, like children, are adorable—and a lot of trouble. They both grow wild if you don't watch them carefully. They both require me to be full of life and vigor, all the time. But I wouldn't be without either, for they strengthen my character, which is inclined to wobble. This is primarily the story of my garden, with overtures by my child, and its effect on this faltering character of mine, for I virtuously intend to improve my character along with my garden.



Take the essential quality of tolerance, for example. In the first heady months of spring, I sally forth, full of flower ambition. I can't get enough of it. I set out amusing groups of hens-and-chickens. Within twenty-four hours, a husky male plants an errant foot on them with a pulverizing effect. So, I plant some more, only to find those uprooted a while later.  
And who was the culprit this time? That other little character

bucker-upper, my golden-haired Sweetie Pie, who reminds me with a winning smile, "God makes the flowers, Mummy, and He lets me pick them." What can a good modern mother do in the face of that?  
"I guess God and I haven't got together yet on this affair," I remark as brightly as possible, "I don't let you pick them!"  
In the natural course of gardening, I scatter spadefuls of my precious accumulated compost pile over the beds, that pile to which some enthusiastic fellow horticulturist claims a sonnet one day will be written. Not by me, it won't! Wherever I spread this precious stuff, a triumphant crop of pussley



# TREE MURDER IS DUE IN '43! STOP IT NOW AT THE DANGER LINE!

Grave danger now threatens your shade and fruit trees! Get crawling, strangling LEAF-EATING insects in the caterpillar stage, day and night—before they crawl up the trunk and lay eggs by millions! Get them at *The Danger Line*, on the trunk, with sticky, easily-applied Tree Tanglefoot banding—but—BAND NOW! Enlist Park Boards, P.T.A., City Councils, newspapers, in this patriotic Save-Our-Trees campaign. Buy original, EFFECTIVE Tree Tanglefoot at hardware, seed, drug, department stores. . . . The Tanglefoot Company, 750 Hemlock St., S.W., Grand Rapids, Mich. WRITE for Informative Booklet!

## Tanglefoot Insect Control

## Earn Money Easily

**SELL CHRISTMAS CARDS**  
Show the complete Christmas Card Line. Big selection Personal Name-Imprinted Folders—6 appealing series. Amazing values sell 50 for \$1 up to 10 EXCLUSIVE BOX ASSORTMENTS. Make additional profits with "Janus Art Box" 21 Christmas Folders—all new, original. Sell for \$1.00. Can be inscribed. Other money-making Assortments: Gift Wraps, Religious, Everyday, others. Deluxe Personal Christmas on Approval Cards. Tell us which lines interest you. Write today sure.  
**JANES ART STUDIOS, Dept. 649, 1225 Clifford Avenue, Rochester, N. Y.**

**PLANTS--BULBS WHAT 25c WILL BUY**  
6 Triumph Tulips; or 12 Sweet Scented Jonquills; 6 Daffodils; 12 Beautiful Blue Iris; 6 Hollyhocks; 6 Per. Phlox; 3 Madonna Lilies; 6 Orange Lilies; 6 Everbearing Raspberry; or 12 Gem Everbearing Strawberry Plants; 5 Collections, \$1.00. All Postpaid. Catalog of Trees, Shrubs, etc. free.  
**L.J. FARMER, Box 243, Pulaski, N. Y.**

**MAKE MONEY AT HOME!**  
Learn to color photos and miniatures in oil. No previous experience needed. Good demand. Send for free booklet. "Make Money at Home" and requirements.  
**NATIONAL ART SCHOOL**  
1315 Michigan Ave. Dept. 1086 Chicago

## The AMERICAN HOME MENU-MAKER

Orders have been received in such large quantities as the result of advertisement in the July issue that only WHITE and BLUE Menu-Makers are now available. These featherweight steel boxes, measuring 6" x 11" contain space for filing 1000 recipes of the standard 3" x 5" size.

Included with the Menu-Maker are 45 newly organized set of stiff printed index cards and a supply of water-repellent Diafane envelopes into which you can place each recipe to keep it spotless while being used.

**ALL FOR \$1.50**  
Add 25c west of Mississippi

**THE AMERICAN HOME**  
251 Fourth Ave. New York

**10 HARDY \$1 PHLOX**  
**TEN NEWEST VARIETIES, LARGE FLOWERING TYPE**  
Ten distinct colors, each different, each labelled. Sure to grow and bloom next summer. A \$1.50 value. Easy to order. Clip today. Safe delivery guaranteed. Postpaid.  
**FREE!** Krider's New Fall Edition Now Ready  
Features the Best American Crown Tulip Bulbs and hundreds of other colorful novelties for fall planting. Write for your FREE copy today.  
**KRIDER NURSERIES**  
Box 94 Middlebury, Ind.

and pigweed immediately springs up. It's a deep dark mystery to me until Sweetie Pie sidles up to me in my discouragement.

"I weened for Daddy," she whispers, "and it exercised me. I threw the weeds in the private place, where nobody goes!" Alas, I am inclined to think that is where my garden ought also to be!

Furthermore, I am told if I don't find poetry and romance in bone-meal, I am no true garden-lover. But I find it difficult to get into this mood when I go into the barn for fertilizer and clouds of bone-dust spiral into my unwilling nostrils, and a smelly halo sifts over my hair. Then the edge of the bag knocks the trowel full of stuff into my shoes and, at that point, my character goes berserk. All my moral resolutions are forgotten.

But I recover and, as I tie the tall blue delphiniums, I remember I meant to give them a dose of lime last spring. The hollyhocks take drunken lunges at me, as I make an effort to direct their carriage. The hardy chrysanthemums have acquired curvature of the spine, and the heavy peonies hang their heads, and not in shame, in the dirt. There's no restraint in the borders at all. I try to force the thorny obstreperous wands of "Dr. Van Fleet" in place and they swing rudely around and slap me where it hurts. I carefully snip off what looks like a dead branch on the wooden arch and it turns out to have five yards of good green shoots up above. What a life!

Among the best character builders of the garden are the insects which flourish with as much intensity as my well-fed plants. May brings the iris borers, for instance, which blithely emerge from eggs deposited by their flying mothers on the leaves and left to grow to the boring stage. They must be scotched before that happens. Then there's the generous heading of green aphids on tender young shoots. They need a dose of nicotine. And I hate spraying! But I punch valiantly away on the spray gun, squirting hearty curses the while on all the entomological tribe.

Comes the day when Sweetie Pie trips over a flagstone I have just laid, and spread-eagles into my zinnia bed, ruining same as well as herself and me, temporarily. Sadly I think on Sweetie Pie and the garden, at that moment a sad duet, yet I couldn't face life without them. They strengthen my moral fibre and integrate my will power. Maybe some day I'll have them both under control. Children, at least, don't have to be sprayed or pruned at such regular intervals.



## Here comes Sani-Flush!

Every application of Sani-Flush cleans away unsanitary film and incrustations where toilet germs lurk. It flushes away a cause of toilet odors. You don't have to scrub. No messy work. Use Sani-Flush at least twice a week to keep toilet bowls glistening-clean.

Don't confuse Sani-Flush with ordinary cleansers. It works chemically. Even cleans the hidden trap. (Also cleans out auto radiators thoroughly.) When used according to directions on the can—Sani-Flush cannot injure septic tanks or their action and is absolutely safe in all toilet connections and auto cooling systems. Sold everywhere in two convenient sizes. The Hygienic Products Company, Canton, O.



## Sani-Flush

**Quick Relief FROM SUMMER ECZEMA**

Combination treatment with Hilo Dip and Ointment removes REAL cause of this hot weather problem. Has helped thousands of dogs. At pet, seed, department stores. If dealer hasn't it, send \$1.00 for complete treatment with directions and photos of many actual cases to  
**THE HILO CO. Dept. Y.3 South Norwalk, Conn.**

## Hilo DIP and OINTMENT

## UNCLE SAM NEEDS THE CARS



## How Much Will a Fuel Shortage Penalize You?

Can you keep warm on less fuel this winter?

In these days of all-out war production and transportation bottlenecks it's a question of taking what you can get. For one thing, how will you heat your home, school or hospital on 25 to 50% less oil, gas or coal? Can you close off that many rooms or will you have to live in a 60° temperature? Can you afford to expose your family to more and severer colds, or would you prefer to permanently solve this problem like millions of others—and get your money back in 3 to 5 years?

For nearly 50 years Chamberlin weather strips have proved that they can save up to 20% in fuel by keeping out cold drafts at windows and doors. The other two great "insulators," Chamberlin rock wool insulation and storm windows, will together save an additional 30 to 40% by reducing heat leakage through windows, walls, and attics.

Always a prime investment, these fuel savers are doubly important to you and your country in time of war. Now if ever is the time to save. Think it over, and ask for a FREE ESTIMATE on the "insulator" that you need now. Nationwide branch outlets and services.

## CHAMBERLIN METAL WEATHER STRIP CO.


1360 LABROSSE ST. DETROIT, MICH.

I'm interested in the following:  
 Saving fuel with  rock wool insulation,  weather strips,  caulking,  storm windows; Keeping out  drafts,  soot,  rain leakage;  fireproof insulation.

Name \_\_\_\_\_  
 Street \_\_\_\_\_  
 City \_\_\_\_\_ State \_\_\_\_\_

## FALL IS AN IDEAL TIME TO PLANT

Fruit Trees, Berries, Shrubs, and Roses. Write for free catalog.  
**STERN'S NURSERIES, Dept. A, Geneva, N. Y.**



## PRATT & LAMBERT PAINT

MADE BY THE MAKERS OF "61" Floor Varnish

PRATT & LAMBERT, INC. • NEW YORK • BUFFALO • CHICAGO • FORT ERIE, ONTARIO

# Thrifty Nifty!



WHEN REMOVING MAKE-UP OR MANICURING NAILS I USE HALF SHEETS OF KLEENEX. IT SAVES TISSUES... SAVES TOWELS!

(from a letter by G. L. K., Phoenix, Ariz.)




## Hold Your Hats, Girls!

...IT'S THE HAY FEVER SNEASON! THAT'S WHY I KEEP SOFT, SOOTHING KLEENEX ALWAYS ON HAND. IT SAVES MY NOSE, SAVES HANKIES, SAVES LAUNDRY!

(from a letter by C. C. J., Longview, Texas)

**WIN \$25**  
(MATURITY VALUE)  
**WAR SAVINGS BOND**  
FOR EACH STATEMENT WE PUBLISH  
WRITE HOW THE USE  
OF KLEENEX TISSUES  
SAVES YOU MONEY AND  
HELPS WIN THE WAR.  
ADDRESS: KLEENEX  
919 N. MICHIGAN AVE., CHICAGO



**KLEENEX\***  
"POP-UP"  
BOX

SAVES TISSUES - SAVES MONEY!  
BECAUSE IT SERVES UP JUST ONE  
DOUBLE TISSUE AT A TIME!

### Hanks for Yanks!

DURING "COLDS" I USE SOFT, ABSORBENT KLEENEX. IT HELPS PREVENT GERMS FROM SPREADING. SAVES MY BACK ON WASHDAY!

(from a letter by  
Pvt. H. F. W., Jefferson Barracks, Mo.)

\*T. M. Reg. U. S. Pat. Off.

# Madame Chairman!

**DON'T** be droopy and disinterested; it's very bad business

leaving you with a chairmanship on your hands. Are you, in the crisp, clear light of autumn, ready to become the efficient, prompt, well-liked and good-to-look-at chairman you'd better be?

Even if you find yourself at the head of the most unimportant committee in the organization, it is vital that you do the job as carefully as though the fate of the whole group depended on it. And don't do it with an "it's-our-duty-and-we-must-do-it" attitude, or you'll infect the whole committee. It's your own charm and enthusiasm for the job at hand that will keep things humming happily along, in spite of the unpleasant incidents that are bound to happen, as they almost invariably do, to all those in responsible positions.

You may think that most of your talking will be done in committee meetings, but you'll do a good part of it on that wonderful instrument, the telephone. To sound pleasant and personally interested in the voice on the other end is an accomplishment that must be yours. To learn to be brief gently is another feat that is most important. Know how to say "good-bye."

In the matter of promptness at meetings, you are the one to set the example. You are the one who should do the clock watching. If you've said

**W**ERE you one of the many women who accepted chairmanships for Fall activities while blissfully relaxing under the anaesthesia of summertime's warmth and quiet? Well, madame, it's Fall now, and the anaesthesia has worn off,

**DO** give credit where credit is due. The rest of your committee works hard, too. They'll love you for the pat

**DON'T** be the great I AM and cover yourself with glory

**ELINOR SCOVILLE**

Sketches by  
Burmah Burris



**DON'T** wear frills and furbelows, clanking jewelry, and strange hats when you're presiding



**DO** be smartly groomed and appropriately garbed for work

the meeting will end at a certain time, end it then unless some very unforeseen circumstances come up. This gives members a chance to do their visiting *after* the meeting, not during.

If you're a wise chairman, you'll have as few meetings of your committee as are feasible to take care of the matters involved. Nobody likes to keep trailing to meetings that get nowhere fast. If the committee in your charge is large, you might divide it into sub-committees, each to care for a certain phase, but they must all work together "for the good of the cause." It's your job to see that they don't go off on personalized tangents.


Advanced publicity in the local newspapers regarding the committee is a good idea as the working year starts. Then when you appoint your group, they'll be already informed and more interested in participation. Even more important from a "human interest" angle is the appreciation which a chairman bestows on her faithful workers or shares with them.

Another thing, a chairman should acquaint herself with not only the duties of her particular office, but the plans and wishes of the president. The first she can learn by studying the by-laws of the club, and the second by personal talks with the president. Even if her wishes conflict with yours, they are important. Just on this point alone can hinge a happy term of office, or a grueling experience.

Last but not least, study good women speakers, practice their grace and poise, their ease of manner. You don't have to be an actress or a clothes horse, but you can prove that good grooming and brains go together, by being both charming and efficient.




**DON'T** give the president the go-by and go on your own sweet, hot-headed way



**DO** ask her advice and wishes; you'll get further and be a lot happier

Discovered! How brushing can cause

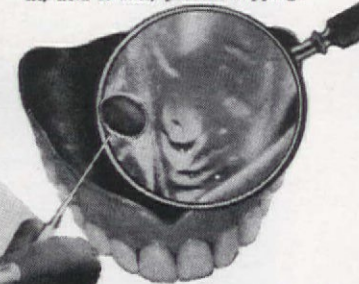
# LOOSE FALSE TEETH



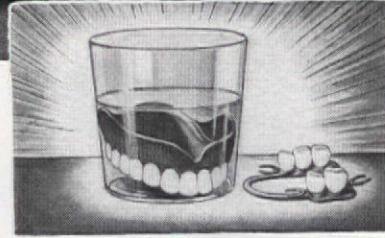

Tests show why many dentists say "USE POLIDENT"—the brushless cleanser—SOAKS away stains, odor



**BEFORE BRUSHING:** Note tiny ridges your dentist puts into plate to insure fit, hold it fast, prevent slipping.



**AFTER BRUSHING:** See how brushing with a common cleanser can wear down ridges, destroy suction, ruin fit of costly plates.



**BRUSHING**—even gently—with tooth pastes, powders, or household cleansers, *not designed to clean false teeth*, wears down surfaces vital for holding plates tight. This scratching may not be visible—at first sight. But it goes on—*taking out* the very ridges your dentist put in. *Repeated brushing* with these makeshift methods can actually ruin your plate.

**WORKS LIKE MAGIC!** That's why so many leading dentists recommend POLIDENT, the revolutionary cleanser that *dissolves* away film, stain, tarnish, odor without *brushing, acid or danger*. Just do this daily: put a little POLIDENT powder in ½ glass of water. Stir. Put in plate or bridge for 10 to 15 minutes. Rinse—and it's ready to use!




**Plate Wearers Often Worst Breath Offenders**

The dark film that collects on plates, bridges, soaks up odors and impurities like a sponge. Almost always it results in "Denture Breath"—probably the most offensive breath odor. You won't know if you have it—but *others will!* Yet POLIDENT quickly dissolves film—leaves plates odor-free and sweet. Millions call it a blessing.

**Recommended by leading makers of denture materials**

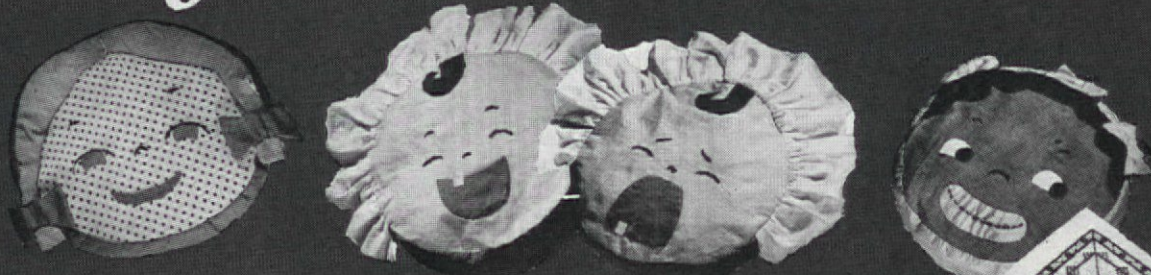
No chance of scratching your expensive plate when **SOAKED** in POLIDENT. Plates and bridges emerge sparkling-pure. Teeth lose those tell-tale stains, gums look less false. Recommended by leading makers of denture material. Only 30¢, all drug stores. Get POLIDENT—today. Money back if not delighted.




# POLIDENT

The safe, modern way to clean plates and bridges

# Homework



**AMERICAN HOME CRAFT A546:** Visual proof that pillows can be more than mere headrests, these amusing appliqué covers to be made up of scraps. Freckle Face and Sambo, and Sally Sue and Susy Sue, the contrary twins, designed by June Cochrane Ortgies, will brighten up the nursery or your own recreation room. Transfers and complete instructions for four 8-inch covers




**AMERICAN HOME CRAFT A547:** Work a personalized book cover in cross-stitch on monk's cloth for a gift that will be enjoyed many years



*F. M. Demarest*

**AMERICAN HOME CRAFT A548:** For the bride, guest book cover combining quilting and trapunto. Transfers and full instructions; both from Mary E. Hopkins

**AMERICAN HOME CRAFT A550:** With home entertaining at a new high, you need more of the trappings for party giving, such as this dainty finger bowl doily. Crocheting instructions for this and matching place mat



**AMERICAN HOME CRAFT A549:** An exquisitely simple carriage cover, knitted in an unusual stitch, will be both a practical and beautiful gift. Full knitting instructions

**AMERICAN HOME CRAFT A551:** Hooked rugs add to the charm of every home, and this design, with its alternating flower squares, will be a priceless piece of handiwork. It affords good use for all your scraps, too. Size of rug is 33" x 50". Hot iron transfers for 12 floral motifs and complete instructions for hooking and finishing. Original from Margaret A. Young



FOR PRICES OF AMERICAN HOME CRAFTS AND HOW TO ORDER, PLEASE SEE PAGE 78



Ed Roos Co.

## On the STORAGE FRONT

**Y**OU can't fight without guns and ships, planes and tanks. You can't "take care of what you have" without adequate storage space. For precious woolens, moth prevention must be considered; for other things, space enough to prevent crowding and crushing and ruining. Here are some new solutions to one of today's most important problems, that of total victory on the storage front.

Above is a Vanitee cedar chest, really a two-in-one. Right, mahogany cedar chest good for window seat



Dillingham Mfg. Co.



The seat on a chintz-covered settee lifts up—and there's wonderful extra storage space. Size, 40" x 27" x 22" and good enough for almost any room!

Vanderley Bros.

If you have a space 45" x 19" x 22", you can use a capacious mahogany cedar chest, designed on simple 18th century lines



Caswell-Runyan



West Branch

With all the dignity of its ancestors, this Salem chest in maple or mahogany is cedar lined for safety against moth damage. Wherever you put it, it will contribute to the charm of a well-furnished home!




## Warmth and charm are "in the wood" when you remodel with the WESTERN PINES\*

- With effortless grace, the Western Pines bestow upon this room the simple dignity of Early America. These smooth-textured, even-grained woods have a remarkable ability to carry out the most exacting schemes—authentically—economically.
- This is an ideal time to remodel your home—outside as well as inside. There are no "age-limits" with Western Pines . . . no limits to the effects these lovely woods can achieve. "Western Pine Camera Views," 1942 edition, is filled with pictures to prove it. Your copy of this booklet is FREE on request. Write Western Pine Association, Dept. 166-F, Yeon Building, Portland, Oregon.

\*Idaho White Pine \*Ponderosa Pine \*Sugar Pine

— THESE ARE THE WESTERN PINES —



## "Keep Your Roof in Good Repair"

A sense of quiet charm . . . an appearance of substantial beauty—these qualities are traditional with roofs of Red Cedar Shingles. Yet there's even more than meets the eye. There's lasting protection, carefree service, insulation, storm resistance, strength, and many other factors of vital importance to home-loving Americans.

Now is the time to put your home in order. You can apply Red Cedar Shingles right over the old roof, and you'll find that the added insulation makes this home investment pay dividends in fuel savings!

Red Cedar Shingles are not classified as a "critical" material; you'll find them available everywhere. Consult your contractor or lumber dealer, or write to the Red Cedar Shingle Bureau, 5508 White Bldg., Seattle, Wash.

**REMODEL**—You can completely renew the appearance of your home by applying Red Cedar Shingles right over the old walls. Ask your contractor or lumber dealer for details, or write to the Red Cedar Shingle Bureau.



# Red Cedar SHINGLES

**RED CEDAR SHINGLE BUREAU**  
SEATTLE, WASHINGTON VANCOUVER, B. C.



## Have you solved the problem of HEATING YOUR HOME this Winter?

PEOPLE who are in command of all the facts say that this winter we are faced with a grave possibility of a fuel shortage. Any method, therefore, which will cut fuel consumption is of vital interest to all of us who have homes.

Fortunately, such a method has been developed—one which is equally effective whether your furnace burns oil, coal or gas... Insulate your home with Johns-Manville Rock Wool Home Insulation. Scientifically installed by trained men using the blowing method, it will not only cut your winter's fuel consumption up to 30%, but your house will be more comfortable both in winter and summer.

### YOU HELP WIN THE WAR

If every one of America's 13,500,000 houses with heating plants were insulated this thorough, scientific way, an estimated 52,612 tank cars and 23,234 coal cars would be freed for carrying vital war supplies. You would help our Government and save dollars for yourself at the same time.

You see, unlike anything else you buy for your home, J-M Rock Wool Home Insulation begins to save you money the minute you start your furnace. As the U. S. Government (Bu-

reau of Mines) says, "Tests proved that insulation... begins to pay for itself the day it is installed."

### SEND FOR FREE BOOK

The free book shown below will be especially valuable to you this winter because it tells you "How to Use 1/3 Less Fuel in Wartime"... It shows you how J-M contractors work... Why J-M insulated homes are up to 15° cooler on hottest summer days, as well as more comfortable in winter. Get the facts and you'll see why the U. S. Government (Bureau of Mines) says about Insulation, "Here is a situation where the interests of the individual and the Nation are identical."



Here is what happens in a "Skimped" Job: Note voids... "Leaky," incomplete insulation will cause cold spots. J-M contractors are trained to do a job that is complete. J-M Rock Wool is "blown" to the exact, efficient firmness that helps keep winter heat IN and summer heat OUT.

### Mail this Coupon... NOW!

JOHNS-MANVILLE,  
Dept. AH-A-9, 22 E. 40th St., New York.  
Send me FREE illustrated book which tells "How to Use 1/3 Less Fuel in Wartime."

Name \_\_\_\_\_

Address \_\_\_\_\_

City \_\_\_\_\_ State \_\_\_\_\_



**JOHNS-MANVILLE** "BLOWN" HOME INSULATION

Have you placed  
this sticker →  
in your window?

If you missed yours in our May issue or have misplaced it, we shall be glad to supply you with another. Just send a post card giving your name and address to  
Department V,  
THE AMERICAN HOME,  
251 Fourth Avenue, N. Y. C.



If your copy is late

BECAUSE of the uncertainties of wartime transportation, many periodicals will frequently be late arriving at their destination. If your AMERICAN HOME does not reach you on time, please do not write complaining of delay. The delay is caused by conditions arising after your copy has left Chicago, and is thus beyond our control.

IF YOU CHANGE YOUR ADDRESS—  
please notify us a full thirty days in advance

## Catch up on Your Homework!

ALL of the attractive and valuable patterns which have appeared in THE AMERICAN HOME MAGAZINE since the inauguration of this new service in our April issue, are shown in our leaflet, "Subjects For Review." Send today for your copy of this handy little reprint of these popular designs. You'll find within its pages illustrations of patterns for every type of interest—sewing, knitting, crocheting, quilting, carpentry, and those practically perfect barbecues which you'll want to build right now, while it's cool, and enjoy all fall. The entire leaflet, convenient for reference whenever you need something new, is just 6 cents. Send stamps and order by title and number (#137) from THE AMERICAN HOME, 251 Fourth Avenue, New York, New York.


### PRICE LIST of AMERICAN HOME CRAFTS and ADVANCE PATTERNS

American Home Crafts		
No.	Pattern	Price
A546	Applique patterns for 4 pillow covers .....	15¢
A547	Transfer design, cross-stitch book cover .....	15¢
A548	Transfer design for quilted book cover ....	15¢
A549	Knitted carriage cover	10¢
A550	Crocheted doilies ....	10¢
A551	Hooked rug; Transfers for 12 Floral Motifs...	25¢
A518	Knitted Booties .....	10¢

American Home Crafts may be ordered only from The American Home Pattern Service, 251 Fourth Avenue, New York City. Advance patterns may be ordered through this service, or purchased in leading stores everywhere.

### Advance Dress Patterns


No.	Sizes	Price
3573	12-18	35¢
3052	12-20	25¢
3054	12-20, 30-42	25¢
2870	12-20, 30-48	25¢
3044	12-20, 30-40	15¢
2859	12-20, 30-44	15¢




Published monthly by The American Home Magazine Corporation. W. H. Eaton, President-Treasurer, Henry L. Jones, Vice-President, Jean Austin, Secretary. Executive, Editorial and Advertising headquarters, 444 Madison Avenue, New York. Subscription Department, 251 Fourth Avenue, N. Y. Branches for advertising only: 248 Boylston Street, Boston, Mass.; 360 North Michigan Avenue, Chicago, Ill.; A. D. McKinney, 915 Olive St., St. Louis, Mo.; W. F. Coleman, Henry Building, Seattle, Wash.; W. F. Coleman, 550 Montgomery Street, San Francisco, Calif.; W. F. Coleman, 530 West 6th Street, Los Angeles, Calif. Copyright, 1942, by The American Home Magazine Corporation. All rights reserved. Title registered in U. S. Patent Office.

# What your junk will make

That useless scrap rusting away in your cellar has enough steel in it to make vital military equipment—as shown in the following pictures . . .



... Equal to SIX 3-INCH SHELLS



... Equal to SEVENTEEN .30 Cal. RIFLES



... Equal to ONE .30 Cal. MACHINE GUN



... Equal to ONE .30 Cal. MACHINE GUN




... Equal to TWENTY 37-MM. ANTI-AIRCRAFT SHELLS



... Equal to TWO .30 Cal. RIFLES



... Equal to TWO STEEL HELMETS



... Equal to TEN 4-INCH SHELLS

**How to turn in your scrap . . .** Ransack your attic—your garage—your cellar. Gather all the old “junk” in one place. Then call up your Salvage Committee. Or a junk dealer—he’ll buy it. Or take it yourself to the nearest collection point. If you live on a farm, phone or write your County War Board or your County Agent. *But act now*—your country needs every pound of old scrap iron or steel you have! Remember—about one-half of the raw materials used for making new steel is scrap.



**UNITED STATES STEEL**

AMERICAN STEEL & WIRE COMPANY · CARNegie-ILLINOIS STEEL CORPORATION · COLUMBIA STEEL COMPANY · NATIONAL TUBE COMPANY · TENNESSEE COAL, IRON & RAILROAD COMPANY

*Get in the Scrap-for Victory!*



*from Here  
to Victory*  
**It's Chesterfield**  
**the cooler, better-tasting, definitely milder cigarette**

When there's a job on hand a good cigarette is mighty comforting to have along . . . and Chesterfields are *on the beam* with the one and only Right Combination of the world's best cigarette tobaccos. It's the combination that smokers quickly find to their liking and count on to give them everything it takes to Satisfy.

*Make your next pack Chesterfield...enjoy more smoking pleasure with the full knowledge that regardless of price there is no better cigarette made today. They Satisfy*

