The AMERICAN HOME

10¢

PICNICS : : SUMMER ENTERTAINING : : HOUSES : : COOL FOODS

REVIVAL OF VICTORIAN : : CATCHING UP WITH YOUR GARDEN

JULY 1937

WOMAN'S COLLEGE
UNIVERSITY OF NORTH CAROLINA

Now they drive themselves...

THE life of any modern child may be divided into two periods: (1) he is driven places; (2) he drives himself places.

And all too often he begins driving himself and his friends in a car that has been handed down, or in a car so old that no one could be certain of its safety.

Any thoughtful mother can feel more carefree when her children begin their driving careers in a LINCOLN-ZEPHYR.

The qualities that appealed to her when she chose this new kind of car make her glad that the children, too, can use it.

It is as safe a car as there is on the roads today — big, comfortable, evenly balanced, with a low center of gravity. The unique construction of the LINCOLN-ZEPHYR is, first of all, a safety factor. Body and frame are one, welded together, a rigid structure like a bridge of steel. To this strong framework — top, sides and floor — steel paneling is welded. All glass is Safety Glass.

Steering is so easy that the LINCOLN-ZEPHYR may be directed almost by a fingertip. The car is smooth in traffic and gentle in parking. The quiet power of the twelve-cylinder motor is, in itself, an element of safety. It gives the driver assurance and increases ability to drive well. Sensitive brakes control swiftness at a touch.

"Now they drive themselves in a LINCOLN-ZEPHYR." . . . Many a mother finds these words comforting. . . . She can wave goodbye to her children with a lighter heart — because they go in a LINCOLN-ZEPHYR. *Lincoln Motor Company, builders of Lincoln and Lincoln-Zephyr V-12 motor cars.*

LINCOLN-ZEPHYR V·12

THE CAR THAT IS PRICED BELOW ITS SPECIFICATIONS

An Investment in Contentment

HOW THE GENERAL ELECTRIC OIL FURNACE BROUGHT NEW HAPPINESS TO THE FAMILY AT 50 CEDAR DRIVE

MOTHER DOESN'T SERVE AS FIREMAN ANY MORE!

No more firing drudgery — no more hot water troubles! What a relief! As mother always said —"High heels were never meant for basement stairs."

Her new, magical G-E Oil Furnace is entirely automatic. She simply sets the thermal control at the temperature desired, and the furnace maintains that temperature—automatically—every hour of the day and night. There's an abundance of hot water, too — all through the house—upstairs and down.

BUDDY HAS A PLAYROOM ALL HIS OWN!

Who wouldn't be happy with a game room like this? It's so bright and clean and colorful. No noise—nary a bit of dust or dirt—and plenty of heat—thanks to the General Electric Oil Furnace!

NO OTHER FURNACE CAN BE LIKE THIS!

The General Electric Oil Furnace with the exclusive G-E "Econo-Mist" Inverted Flame has upset all previous ideas about oil heating.

You ought to know *all* about this better, different oil furnace. It's the finest oil heating equipment that money can buy — and the cheapest to own!

Mail the coupon for free literature or, better still, get in touch with the nearest General Electric Oil Furnace distributor.

AND—FATHER JUST BEAMS WITH PRIDE WHEN ANYONE MENTIONS HIS INVESTMENT!

And rightly so! For the General Electric Oil Furnace utilizes a newly discovered "impact-expansion" principle of burning oil, which "wrings out" from every drop the last unit of practicable heat. Every particle of the oil is burned — *completely burned*—without roar, or soot, or odor.

Furthermore—the G-E Oil Furnace is built for a lifetime of service. The boiler itself is of steel—arc-welded, like a battleship. The mechanism is automatic; it even oils itself. And the moving part in the burner unit is hermetically sealed-in-steel to protect it from dust and dirt.

As father tells the neighbors, "A beautifully compact, coordinated unit! You must see it in operation to appreciate fully the comfort it brings and the money it saves."

GENERAL ELECTRIC

Oil Furnace

GENERAL ELECTRIC CO.
AIR CONDITIONING DEPT.
Div. 71112, Bloomfield, New Jersey
Please send me, without cost or obligation, "Luxurious Heat", the new 12-page booklet on the General Electric Oil Furnace.

Name.....

Street Address.....

City and State.....

For a friendly inviting home

choose Certigrade Red Cedar Shingles

Alban A. Shay and Paul Thiry, Seattle, Architects

Aside from its beauty a Certigrade Red Cedar Shingle exterior assures . . .

1. More protection and insulation per dollar.
2. Greater freedom from repairs and upkeep cost.
3. More structural strength per pound of weight.
4. Longer life and lower original cost.

WILL YOUR NEW HOME—like the home above—extend a warm welcome to friends—cause strangers to pause and admire? It will if you select Certigrade Red Cedar Shingles for both roof and side walls, as hundreds of other home builders are doing. The deep shadow lines of thick Certigrade Shingles soften roof and wall surfaces, their varied widths create an informal air and blend with any setting. The rich texture and even grain of red cedar contribute further to a warm, friendly atmosphere.

Certigrade Red Cedar Shingles are adaptable to any type architecture, from early colonial to modern. However used, they'll bring the same extra values to your home: durability to withstand the most severe storm—insulation value that keeps out summer heat and winter cold—long life which means decades of unfailing service—and economy in surprisingly low original cost and freedom from upkeep expense. Certigrade Shingles are distributed by recognized retail lumber dealers everywhere.

FREE: Beautifully printed, 16-page "A Portfolio of Certigrade Homes." Write today. Red Cedar Shingle Bureau, Dept. B-737, White Building, Seattle, Wash.; *Canadian office,* Vancouver, B. C.

A Matchless Combination for Better Housing

1. Long-term financing by FHA.
2. Long-life exterior by CERTIGRADE.

Certigrade

RED CEDAR SHINGLES

INSULATE AS YOU DECORATE

INDEX TO NATIONAL ADVERTISERS

July, 1937

It is the definite policy of THE AMERICAN HOME *to make its advertising pages trustworthy and reliable.*

Automobiles

Lincoln Motor Company.....2nd Cover
Plymouth Division of Chrysler Corp..... 5

Building

The American Brass Company..... 68
Colonial Specialties Company 89
Colonial Stain Company..... 85
John Cooper Company..... 89
Crane Company 60
Curtis Companies 76, 86
Delco Frigidaire Div. of General Motors. 67
Du Pont Paints..... 78
The Fox Furnace Company..... 65
General Electric Company.....3, 54, 55
General Insulating & Mfg. Co..... 87
Gilbert & Barker Mfg. Co..... 94
Glenwood Range Company..... 83
Holcomb & Hoke Mfg. Co..... 93
Holland Furnace Co..... 80
The Insulite Company..... 9
The International Nickel Co..... 75
Iron Fireman Mfg. Co..... 8
Johns-Manville Corporation..... 53
Kewanee Boiler Corporation..... 91
Malleable Steel Range Co..... 90
Masonite Corporation..... 76
Minneapolis-Honeywell Reg. Co..... 89
L. J. Mueller Furnace Co..... 74
National Lead Company..... 61
Philippine Mahogany Mfg. Assn..... 64
Pittsburgh Plate Glass Company...3rd Cover
Portland Cement Association..... 71
Pratt & Lambert, Inc..... 89
Red Cedar Shingle Bureau 4
The Ruberoid Co..... 78
Silent Glow Oil Burner Corp..... 77
Timken Silent Automatic..... 72
Waterman-Waterbury Co..... 87
Henry Weis Mfg. Co..... 94
Western Pine Association..... 88
Williams Oil-O-Matic Heating Corp..... 70

Electrical Equipment

Crosley Radio Corporation..... 88
General Electric Co..... 85
Frigidaire Division of General Motors . 73
James R. Marsh, Inc..... 90

Food

California Fruit Growers Exchange..... 84
H. J. Heinz Company..... 85
Japan Canned Crab Packers Assoc..... 88
The Kraft-Phenix Cheese Corp..... 51
National Biscuit Co..... 84

Horticulture

Adco Works..... 92
American Cyanamid & Chemical Co..... 93
Antrol Laboratories Inc..... 92
W. Atlee Burpee Co..... 92
Eclipse Machine Co..... 91
McCormick Sales Company..... 92

Horticulture—Cont.

McLaughlin, Gormley King Company... 9
National Mower Company..... 9
Premax Sales Div., Chisholm-Ryder Co.. 9
Ross Sprinkler Co..... 9
Carl Salbach..... 9
Shur-Gro Fertilizer Co..... 9
Stumpp & Walter Company..... 9

Household Equipment

Bissell Carpet Sweeper Company..... 8
Clopay Corporation..... 8
Corning Glass Works..... 5
Seal Sac..... 8
Servel Electrolux Refrigerator..... 8

Household Furnishings

American Rolling Mill Co..... 6
Artloom Corporation..... 5
J. & J. Cash Company..... 9
Colonial Williamsburg 1
Julius Goodman & Son, Inc..... 8
Gulf Oil Corp..... 6
B. P. John Furniture Company..... 6
Larvex Corporation..... 8
Quaker Lace Co..... 1
Simmons Company..... 6
Stanco, Incorporated 9

Insurance

Employers' Group..... 8

Miscellaneous

Wm. Cooper & Nephews..... 9
H. Clay Glover..... 8
Peterman's Ant Food..... 9
Peterman's Roach Food..... 9
Polk Miller Products..... 9

Publishers

American Stationery Co..... 9

Schools

N. Y. School of Int. Decoration..... 9

Smoking Materials

American Tobacco Company ...4th Cover
Philip Morris Co., Ltd..... 8

Soaps & Cleansers

Bon Ami Company..... 52
Hygienic Products Co..... 91
S. O. S. Company..... 82

Sporting Goods

Eastman Kodak Company..... 57

Toilet Goods

Johnson & Johnson..... 56
Lambert Pharmacal Co..... 7
Modess Corporation..... 79
New-Skin Company 90
Nonspi 90

While every precaution is taken to insure accuracy, we cannot guarantee against the possibility of an occasional change or omission in the preparation of this index.

THE AMERICAN HOME, July, 1937. Published monthly. Vol. XVIII, No. 2. Published by the Country Life-American Home Corp., 444 Madison Ave., New York, N. Y. Subscription price $1.00 a year. Foreign $2.00. Entered as second class matter December 31, 1935, at the post office at New York, N. Y., under act of Congress, March 2, 1879.

NEWS WRITER REPORTS ON '35 PLYMOUTH "SMARTEST CHOICE I EVER MADE!"

The Car that Stands Up Best— "I've had very little upkeep expense in 58,000 miles," says Miss Elisabeth Warren..."get over 20 miles per gallon of gas...my '35 Plymouth still runs beautifully!"

Big, New Plymouth has still more reliability...safety...beauty!

WHEN MISS WARREN gave this interview she had just turned to her home, Washing-n, N. C., from a 260-mile trip. "Driving safely and carefully made it in 5½ hours...and I asn't the least bit tired.

"I've owned 'All Three' low-iced cars," she says, "but until got a Plymouth I didn't know hat it was to be thoroughly sat-fied and happy with a car."

The beautiful new Plymouths ave *even more* important fea-ires. They are sound-proofed ke a radio studio...rubber body ountings and huge airplane-type shock-absorbers smooth out bumps and vibration.

Plymouth's sensational new Safety Interior protects you *in-side* the car. The big body is all steel...brakes are smooth, 100% double-acting hydraulics.

And Plymouth owners report 18-24 miles per gallon of gas... with the lowest oil and upkeep costs of any low-priced car.

Doesn't this sum up what you want in your next car? Then see Plymouth...the car that stands up best! PLYMOUTH DIVISION OF CHRYSLER CORPORATION, Detroit, Michigan.

BEST BUY OF "ALL THREE"—You'll find Plymouth offers very convenient terms. You can buy a big, new Plymouth on remarkably low monthly payments. The Commercial Credit Company has made available—through De Soto, Chrysler and Dodge dealers—terms which will make it easy to purchase a new Plymouth *today*!

TUNE IN MAJOR BOWES' AMATEUR HOUR—Columbia network, Thursdays, 9 to 10 p.m., E.D.S.T. Sponsored by Chrysler Corporation.

"At 53,000 miles I am still carrying one of the original tires as a spare," says Miss Warren. "I've spent very little in car upkeep, and even with stop-and-go driving I get wonderful economy. You can see why I recommend Plymouth to any woman as the most economical, safest-feeling car I know of!"



GET THE CAR that stands up best! Model shown: DeLuxe 4-Door Touring Sedan.

PLYMOUTH BUILDS GREAT CARS

Entrance to the home of Mrs. George C. Harding, Augusta, Georgia

Home of Mrs. George C. Harding, Augusta, Georgia

Garden of Mrs. John O'Brien, Framingham, Massachusetts

Pool of Bruce Yokum, Beverly, West Virginia

Garden of Mr. and Mrs. G. N. Cooper, Cleveland, Tennessee

Home of Mrs. G. E. Lord, Essex, Conn. (left). Lily pool of Mr. and Mrs. George M. Spieler, Holbrook, Mass. (above). Home of Mr. and Mrs. J. H. Weinheimer, Worcester, Mass. (right)

CONTENTS

National Edition

JULY, 1937 VOL. XVIII, No. 2

Cover: Photograph by F. M. Demarest

Index to Advertisers 4

When Buying a Home . . . . . *Marland S. Wolf* 8

Victorian . . . . . *Mary Eleanor Reese* 12

At the Edge of the Annual Garden . . . *Elizabeth Anne Pullar* 16

Portfolio: Suburban Chicago Readers' Homes 17

Neighbors on Sheridan Road 21

When You Plan Your Water Garden . . . . . *Robert Ross* 23

Tin, Tin—All Over the House . . . . . *Ellen Sheridan* 25

It Never Rains on a Golf Course . . . *Harry Irving Shumway* 28

House for a Work-at-Home Husband . . . . . *Rowe Rader* 29

House of Glass 32

Contented Children on that Long Drive . . . *Clifford Parcher* 33

I Give You a Stone . . . . . *Rose Batterham* 34

Maid's Night Out 36

Accent on Orange 38

A Talk Before Our Woman's Club . . . . *Florence V. Mead* 39

"This Property for Sale" . . . . . *Whitney W. Howard* 40

Hodgepodge Department 42

Picnics Give a Man a Chance! . . . . . *Harry Botsford* 42

Sea Flavor at "Fiddlers Green" . . . *David B. Bannerman, Jr.* 43

My Wife and I "Fuss"—and Good Comes of It! . . . . *J. Andrew* 43

Last Year's Won't Do 44

House on 8' of Garden . . . . . *David Malcolmson* 46

Let 'em Can and Cook . . . . . *Margaret Moore Jacobs* 47

Major & Minor . . . . . *Julia Bourne* 48

French Confitures . . . . . *Sue Moody* 49

Right From Our Own Kitchen . . . . . *Julia Bourne* 66

Catching up with the Garden Books . . . *E. L. D. Seymour* 92

Home of Mrs. S. G. Twichell, Concord, New Hampshire

Home of Mrs. Charles F. Beeson, Roswell, New Mexico

Home of Mrs. Emma L. Croley, Oakland, California

Home of Mrs. Howard E. Hensel, Hollywood, California

Home of Mr. and Mrs. James Grant Murray, Cleveland Heights, Ohio (above). Home of Mr. and Mrs. Alexander Goniprow, Beach Bluff, Marblehead, Massachusetts (right)

MRS. JEAN AUSTIN, Editor

E. L. D. SEYMOUR, Horticultural Editor FRANK A. EATON, Art Director CHARLOTTE E. CONWAY, Associate Editor JULIA BOURNE, Home Economist

THE AMERICAN HOME, July, 1937. Vol. XVIII, No. 2. Published monthly by the Country Life-American Home Corporation. W. H. Eaton, President-Treasurer, Henry L. Jones, Vice-President, Jean Austin, Secretary. Executive, Editorial and Advertising headquarters, 444 Madison Avenue, New York. Subscription Department, 251 Fourth Avenue, New York. Branches for advertising only: 248 Boylston Street, Boston, Mass.; Peoples Gas Building, Chicago, Ill.; A. D. McKinney, 915 Olive St., St. Louis, Mo.; W. F. Coleman, Henry Building, Seattle, Wash.; W. F. Coleman, 1 Sutter Street, San Francisco, Calif.; W. F. Coleman, 903 Union Bank Building, Los Angeles, Calif.

Copyright, 1937, by the Country Life-American Home Corporation. All rights reserved. Title registered in U. S. Patent Office.
Subscription price $1.00 a year. Foreign $2.00. Entered as second class matter December 31, 1935, at the Post office at New York, N. Y., under act of Congress March 2, 1879.

VERY LITTLE TO DO THIS TIME – *YOU MUST BE USING LISTERINE TOOTH PASTE*

Over and over again, systematic users of Listerine Tooth Paste say:

"Since brushing my teeth with Listerine Tooth Paste, I find that I have less dental work when I go for the semi-annual check-up."

Such results might be regarded as mere coincidence were it not for the fact that so many men and women report similar experiences.

Laboratory research seems to support these opinions. Teeth brushed the equivalent of ten years with Listerine Tooth Paste show no harm to the precious enamel—not so much as the slightest mar or scratch.

Not all tooth pastes are so gentle or so thorough in their cleansing as Listerine Tooth Paste. When you choose it you know you are getting the utmost in merit and economy. In two thrifty sizes: Double Size 40¢; Regular, 25¢.

LAMBERT PHARMACAL COMPANY, *St. Louis, Mo.*

MORE THAN

1/4 POUND

OF TOOTH PASTE IN THE DOUBLE SIZE TUBE

40¢

Regular Size Tube 25¢



NEW TYPE TOOTH POWDER —*soapless!*

Omitting soap permits use of finer, more thorough cleansers

25¢ and 40¢



In 1936, Frank R. Lount, Winnipeg builder, selected Iron Fireman *Coal Flow* burners to heat 10 quality homes he was building in the Tuxedo Park district. So satisfactory was Iron Fireman performance during the past winter that Mr. Lount has purchased 15 more *Coal Flows* for his 1937 home construction program.

IRON FIREMAN provides ideal automatic heating . . . *and saves money*

THE kind of heating that conquers Winnipeg's winters is the kind you want for your home—no matter where you live. Mr. Lount chose Iron Fireman *Coal Flow* automatic coal burners for his homes after investigating air-conditioned heating thoroughly. Convinced that coal is the only fuel that gives complete satisfaction with this modern method of heating, he selected Iron Fireman because it is the finest development in automatic coal firing.

How well did Iron Fireman do its job during the past winter? What do Mr. Lount and his customers think of *Coal Flow* firing? Here are their statements:

Mr. Lount: "With the heating season over, I can tell you that Iron Fireman has given entire satisfaction. Most of the owners have used other forms of automatic heating in the past and they tell me they appreciate the absolute even indoor temperature maintained by the Iron Fireman. These homes are being heated for less than half of what it is costing to heat homes of the same size and construction with another type of automatic fuel."

Frank R. Lount

Mr. Lorne S. McCarthy, who purchased one of the Lount homes: "Of my 15 winters spent in Winnipeg, this has been the most comfortable as far as heating is concerned. We have had a nice, even heat, and it cost only $80 to heat the house for the winter."

Mr. Alan C. Campbell, who is to occupy one of the Lount built homes now under construction: "Iron Fireman is being installed because of the universally favorable comments I have heard from satisfied users respecting its reliability and economy. I am looking forward to a new degree of comfort, convenience and economy in my heating plant next winter."

Why don't you profit from this experience?

Surely you want automatic heat in your home. Why don't you adopt Iron Fireman? A *Coal Flow* model that feeds coal direct from bin to fire, can be quickly installed in a new or old furnace or boiler. You can buy on easy payments. You can have *better heat* than you ever realized possible, and for *less money* than any other kind of automatic heating. Ask your dealer for free firing survey. He will check your heating plant and submit a report on what Iron Fireman automatic coal firing will do for you. Please use the coupon.



No coal handling! Iron Fireman's *Coal Flow* model burns small sized, low cost coal, and conveys the fuel direct from bin to fire.

IRON FIREMAN

Portland, Oregon; Cleveland, Ohio; Toronto, Canada. Dealers everywhere

IRON FIREMAN MANUFACTURING CO.
3245 W. 106th Street, Cleveland, Ohio.

☐ Send literature ☐ Make firing survey

Type of plant: ☐ Commercial heating ☐ Power ☐ Residential

Name_____

Address_____

ON THE HEARTH OF THE AMERICAN HOME



"Andover," the home of Mr. and Mrs. Adna R. Johnson, Jr. in Maryland

When buying a home

What to look for when buying a home from an operative builder to make sure you are dealing with a reputable business man and that the money you pay for your home will represent its value

MARLAND S. WOLF

FINANCIAL STABILITY. A builder working on shoestring capital is more likely to give short value on materials and workmanship than one with adequate financial backing. Also, a man insufficiently financed may be forced out of business before his operation is complete and he may also be unable to make good on the promises and commitments he has given. The builder will ask financial statements and references from you—you have every right to ask for the same assurances from him.

WHAT IS HIS REPUTATION? Of equal importance to a solid financial base is your builder's reputation for integrity and honesty. You are a layman and he an expert in a complicated, intricate business. You buy from him rather than build your own home because you feel that as a specialist, he can take burdensome details off your shoulders and give you more value for your dollar—including his profit—than you could get for yourself. But this is true only if he builds soundly and well. Before you buy, find out something about his position in the community. Talk to your banker about him. Best of all, talk to several people who are living in his houses for their testimony has been purchased with their own experience and money.

ARE ALL IMPROVEMENTS IN AND PAID FOR? It is important to make sure that your gas, sewer, and electricity lines have been paid for by the builder in full. Otherwise you are liable for heavy assessments on them at some future date.

IS HE BUILDING FOR THE FUTURE? Your home is an investment, as well as a shelter for your family. Every safeguard should surround it to delay obsolescence and prevent depreciation. Many factors enter into these calculations: the plan of the house, its design, and location, also its price in relation to other homes in the surrounding neighborhood. And don't forget construction. Is the builder employing the latest materials and methods to protect your property against fire and insects? Are the temperature and humidity scientifically controlled? Is there provision for summer comfort through adequate insulation and some method of forced air circulation and cleaning? Find out about the grade of lumber in his framing and, if it is a wood finish house, whether he uses a primer like aluminum paint to preserve the finish and lengthen the life of the paint coat which is used on his homes.

ARE THE BUILDER'S PLANS PREPARED BY AN ARCHITECT? Today, the reliable builder always uses an architect, either as consultant on a fee basis or as a regular employee on his staff. The proper planning and disposition of space in a house is a task calling for the specialized knowledge that only an architect possesses. An obsolete, out-of-date plan is as bad as an obsolete furnace. You will many times bless the careful architect as you enjoy the fruits of his foresight—and just as heartily curse the builder who didn't think he needed one. Just a few of the mementos such a one will leave you are bedroom walls that won't accommodate twin beds, electrical outlets in the wrong places or inadequate in number, and doors placed to assure a draught all winter. Be sure the operative builder from whom you buy employs an architect.

THIS INSULITE WALL OF PROTECTION IS THE MOST ASTONISHING THING YOU'VE TOLD US ABOUT OUR NEW HOME

THAT'S WHY THOUSANDS OF HOMES ARE BEING BUILT WITH IT THIS YEAR

THE INSULITE WALL OF PROTECTION AT A GLANCE



THE INSULITE WALL OF PROTECTION *INSULATES AS IT BUILDS, WITH BASIC CONSTRUCTION MATERIALS*

. . . No Extras For Insulation

The Insulite Wall of Protection builds more durable homes, homes with *balanced insulation,* and gives you these highly important advantages:

Stronger, windproof, weathertight walls . . . Walls that prevent infiltration of dampness and humidity . . . Internal condensation and moisture accumulation . . . Walls protected against attack by termites, rot and fungi . . . Walls of balanced insulation, making homes warmer in winter and cooler in summer.

Consult your architect or dealer, or send coupon for homebuilders manual, "Increasing Home Enjoyment." The Insulite Company, Minneapolis, Minnesota.

Insulite Products Are Protected Against Termites, Rot and Fungi, and Have Always Been Guaranteed

Bildrite Sheathing for outer walls gives you: Effective insulation . . . Windproof walls . . . Four times the bracing strength of ordinary wood sheathing . . . Each fibre waterproofed during manufacture . . . Cannot buckle, warp or sag.

Insulite Interior Finish products used on interior walls, give you Greater insulation . . . Double protection . . . The charm and beauty of panelled and tiled interiors . . . Permanent decoration . . . Quiet, sound within the room.

© 1937, I. CO.

INSULITE

Modern Materials for Modern Building

The Insulite Company, Dept. AH57, *Minneapolis, Minn.*
Send me without obligation a free book on home building and modernizing, "Increasing Home Enjoyment."

Name .....

Address .....

City ..... *State* .....

IT WILL PAY YOU TO SEE AN ARCHITECT BEFORE YOU BUILD OR MODERNIZE

Colonial Williamsburg
INCORPORATED
APPROVED REPRODUCTIONS
C W

Authentic Reproductions from Colonial Williamsburg

For ten years the restoration of Colonial Williamsburg has been in progress—a restoration of vast scope and amazing beauty, bringing together an unduplicated collection of fine antique furniture and furnishings. Now for the first time authentic, approved copies of the furniture and furnishings in the exhibition buildings are available to you.

For your protection, all reproductions made by licensed manufacturers and approved by the Restoration bear this hall-mark. If they do not bear it, they are not authorized reproductions.

C W

In order that you may readily obtain these hall-marked reproductions of furniture, paint colours, glass, silver, fabrics, hand-wrought iron, pewter and brass, lighting fixtures, the following well-known stores have been authorized to display and sell them in rooms copied from those in RaleighTavern:

Boston.....Jordan Marsh Co.
Buffalo.....Wm. Hengerer Co.
Cincinnati..A. B. Closson Jr. Co.
Chicago....Marshall Field & Co.
Cleveland....Halle Brothers Co.
Detroit.....J. L. Hudson Co.
Indianapolis..L. S. Ayres & Co.
Los Angeles.....Bullock's
New York..... McCutcheon's
Newark....L. Bamberger & Co.
Phila....Strawbridge & Clothier
Pittsburgh.....Kaufmann's
Washington Woodward&Lothrop
Williamsburg.....Craft House

WILLIAMSBURG CRAFTSMEN, INCORPORATED
Williamsburg, Virginia

SOME CONSTRUCTION FEATURES TO ASK FOR

1. Cellar window area ways anchored to foundation
2. Steel rather than wood girders
3. Sheathing and underflooring laid diagonally
4. All tail beams hung in bridle irons
5. Concrete instead of wood firestops on every floor
6. Heating equipment figured to assure ample radiation
7. Kiln-dried oak flooring
8. Solid brass and copper water pipes and fittings
9. Acid-resisting plumbing fixtures
10. Scientifically designed kitchen equipment
11. Double floors, upstairs and down
12. Complete insulation

HOW COMPLETE IS HIS SERVICE? When you buy a home from a builder you are asking a man whom you consider an expert to relieve you of the details of home building. Therefore, his services should include:

1. Competent architectural service
2. Installation, at his expense, of sewers, paved streets, sidewalk, and utility services
3. Establishing adequate community restrictions
4. Homes built with his own organization or by contractors over whom he exercises veto and control of specifications and construction
5. Close supervision to make sure all specifications are followed
6. A wide choice of plans, featuring custom construction to suit the individual needs of the buyer rather than mass building for speculation
7. Financing on a twenty-year reducing mortgage with several alternative plans to meet individual requirements
8. Painting, decorating, plumbing, and bathroom fixtures to suit the buyer
9. Landscaping property with adequate grass, trees, and shrubs

PROTECTIVE RESTRICTIONS

To preserve the value of your investment, it is wise to purchase a home from a builder who is creating a complete community rather than one who is simply cramming a lot of homes into a given area. The community builder can be identified by the following:

1. *Restrictions.* Has he set up requirements that his houses shall be a minimum distance from the curb—no closer than fifty-five feet; that no two exteriors shall be alike; that all houses are placed on an adequate minimum of land; that he will sell no lots without building?

2. *Plotting of Property.* Has the builder, in plotting his land, achieved a pleasing irregularity and maximum privacy? Has he arranged for playground space and kept to a minimum through streets where traffic endangers the lives of children?

3. *Locality.* Has he located his property convenient to schools, churches, stations, shopping centers, and in a neighborhood whose residential desirability is unquestioned and where surrounding houses are of the same value, or higher than he is building?

188 Pages of Decorating Ideas

A NEW BOOK on interiors, compiled by the Editors of The American Home, has just come from the presses.

188 pages of color schemes, furniture arrangements, fabrics, etc. Practical suggestions for every room in your house, and it adequately covers homes in every section of the country, meeting all living conditions from California to Florida.

308 Individual Rooms
12 Pages of Children's Rooms
16 Pages of Game and Hobby Rooms
15 Pages on Kitchens

Literally thousands of illustrations of furniture and fabrics.

188 Pages of Practical Help
Completely Revised
Greatly Enlarged

THE MOST IMPORTANT SERVICE BOOK WE HAVE PUBLISHED

Sent Postpaid Anywhere in United States for $1.00

Use the Coupon

THE AMERICAN HOME
251 Fourth Avenue, New York

Send me a copy of your new book on Smart Interiors. I enclose $1.00

Name.....

Address.....

.....



←*Showing the use of Quaker Sheercord over Venetian Blinds*

Quaker

THE FEATURED NET

HAVE you noticed how often Quaker Net Curtains are illustrated in the editorial pages of publications that set the fashions for the well-furnished home?

The genuine Quaker Net Curtain has the name woven in the top selvage.

SEND FOR THIS BOOK

Shows 51 photographs of curtain problems in typical homes —and their solutions with Quaker Net. Send 10¢ to pay for mailing. Quaker Lace Co., Dept. A77, 330 Fifth Ave., New York, N. Y.

Quaker Stockings are Hosiery News!

Did you know this famous lace name is on stockings of equally fine quality? Ask for Quaker Genuine Crepe—it combines chiffon sheerness with semi-service wear.



Victorian

MARY ELEANOR REESE

Drawings by ARTHUR STANLEY REESE

Does your mother's Aunt Emma still live in the old homestead, with neither a chair nor a tidy changed since the Civil War? You'd better hope she mentions you in her will, for the contents of that mid-Victorian house are probably decidedly valuable

Victorian

Victorian furniture has come into its own again. Astute antique dealers are rounding up the best examples of rosewood and black walnut and are selling them at excellent prices. Manufacturers are reproducing Victorian designs and are having great success with them. And those of us who used to regard everything Victorian with stark, staring horror now freely admit that *good* Victorian has charms never properly recognized

IF YOU were born about the turn of the century, you have fond recollections of the spacious, placid houses furnished in the plump serenity of those quieter days. There was a certain gaiety and lavishness about such houses—there were more rooms than anybody needed, and every room had far too much furniture. There was usually a high-ceilinged parlor and a back-parlor to boot. A coal fire spluttered on the hearth in the family "sitting room," and the bay window in the dining room was loaded down with geraniums, brought in from the front yard before the first frost appeared. Bedrooms had incredible roses blooming on the wallpaper and the dressers had cold marble tops. All over the house you fell over footstools, or found yourself entangled in a maze of red plush and fripperies.

Because Victorian houses were large and over-furnished, and because the era is so close at our heels, there is a tremendous amount of Victorian furniture available. Granted that much of it is terrible—there are still hundreds of really fine pieces in beautiful solid woods, and decorators are sagely re-valuing them in terms of good taste of today. Such a wide choice necessitates careful discrimination.

If you are fortunate enough to have a family background of Victorian pieces, how can you mix them with other things in your home? And what standards can you establish to determine which ones are monstrosities and which ones are innately good? Age in itself can never constitute a virtue any more than modernity can ban a good design; Victorian should be accepted, not because it is a popular fad at the moment, but entirely on the firmer basis of whether it is good or bad.

The dear Queen came to the throne in 1837, and the early Victorian pieces (which are the best ones) show a strong trace of classic influence. Louis XV, Louis XVI, English Regency, and Federal American styles are all discernible in the simple curves of the sofas and chairs of this pre-jigsaw era. The frames were frequently of solid wood, shaped in delightful ovals with carvings of flowers or fruit; they were upholstered with whimsical tufting and buttoning definitely in keeping with the light grace of the designs. There were arm chairs for the bewhiskered gentlemen of the period and ladies' chairs, with low arms and high legs, to make room for the voluminous hoop-skirts. Whatnots held the endless trictrac that all true Victorians adored. Mountainous square pianos of rosewood or ebony stood in the parlors and towering black walnut beds and elaborate chests dominated the sleeping rooms upstairs.

The finer Victorian pieces are at home with furniture of any of the "elegant" periods—Georgian or Federal American or Regency, and even with Modern, unless the latter is committed to the pipe-line school. The Victorians loved to be comfortable and they could afford to be lavish; it was in general a period of expanding commercial activity and the wealth of the country was reflected in rich materials that readily take their place today in the polite society for which they were originally planned.

The pieces illustrated show the charm and flexibility of good Victorian groupings. A sideboard of massive black walnut is used with a huge unframed mirror, almost contemporary in feeling; the table and chairs are frankly Federal American. A rotund Victorian sofa before a marble fireplace makes an amiable conversation piece. The famous Lincoln rocker has been reproduced with great success and is used here in an agreeable, easy-going ensemble that is delightful for an informal room. And the cover shows a settee of especially lovely curves, stripped of its finish and painted soft gray to enhance the delicate beauty of the soft raspberry velvet with which it has been re-covered.

Blend *good* Victorian, then, with good things of any period—except perhaps with the massive oak of the Tudors and the heavier, more stolid styles of the Renaissance. But use it with fine selectivity, or your house will be cluttered up with things that are both frumpy and futile. Cabbage roses rampant in the carpet and soggy red walls aren't pleasant to live

The perfect type of Victorian chest has been designed in scale with today's house furnishings. It is 24" high, and the top is 22" x 14". Davis-Birely Table Co.



There is a great deal of grace in the whatnot from the Imperial Furniture Co. The carved side chair comes from the Indianapolis Chair & Furniture Co.

with. Silly, coy window hangings are bad taste in any period and in any language; swoops and swirls that dangle bits of fringe just for the sake of dangling aren't decorative. Platform rockers are a menace to society, no matter in what period they were born; a jigsaw gone wild adds nothing to the interest of a table; and a lambrequin, drooping in mournful folds from the mantelpiece, is carrying Victorian ancestor worship just a step too far!

Victorian colors are particularly effective in modern rooms, however, for these nineteenth century decorators had a special aptitude for combining deep burgundies, blues that ranged from a misty ice blue to the deepest sapphire, velvety pansy tones of purple and clear yellow, and high fuchsia accents used unexpectedly with pale grays or soft olive greens. Browns, too, are especially good in Victorian rooms, particularly when contrasted with sentimental, highly colored flower designs, or used with the

The folding rocker is from Charlotte Chair Company. Two side chairs, from Hickory Chair Mfg. Co.: one a solid color cover; the other is needlepoint

Another sofa, made with loose cushions, is from Karpen. The chair-side table at right has spool turnings; the one below, for lamp and books, suggests a what-not. From Imperial and Kittinger respectively

otherwise cloying sweetness of lilies-of-the-valley or the shell pink which was so dear to the heart of many of our Victorian grandparents.

Wallpapers play an important part in the Victorian revival and the designs have all the dramatic qualities calculated to lift a room out of the ordinary. Great, splashy flower motifs are favorites—enormous baskets and bouquets on soft gray or white backgrounds that keep them from being overpowering, or carefully picked-out classical motifs in high relief against deep blue or dusky rose. White moire stripes lend an elegant air to a bedroom and are usually finished off with a prim border of flowers or fruits—bright red cherries and apples against shining green leaves in one delightful room, with festoons of blue ribbon and pink roses in another room planned for a very young girl. Such a paper may also be used in a living room, though in that case the border is apt to be deeper and more formal, perhaps in a design of tassels and swags to suggest an elaborate carved or gilded moulding. Airy twists of delicate lace are reproduced in a faint tracery as a background for a combination of old-fashioned flowers on another effective design.

Floor coverings in Victorian patterns are also enjoying a spirited revival for all types of rooms. Small all-over designs in wall-to-wall carpeting reproduce the best of the Victorian colors and give a smug, finished look that our grandmothers would have thoroughly approved. Hand-hooked rugs in medallion patterns have a decided Victorian feeling, and the new textured carpets and rugs seem to be appropriate with Victorian furnishings.

Real comfort is provided in the ample arm chair at the right. The side chair, below, done in brilliant hammered satin, would be a suitable companion piece. Both from Tomlinson



The covering of the graceful sofa below, from Mueller Furniture Co., is typical of the period

Above is a two-tier stand, from the Imperial Furniture Co.

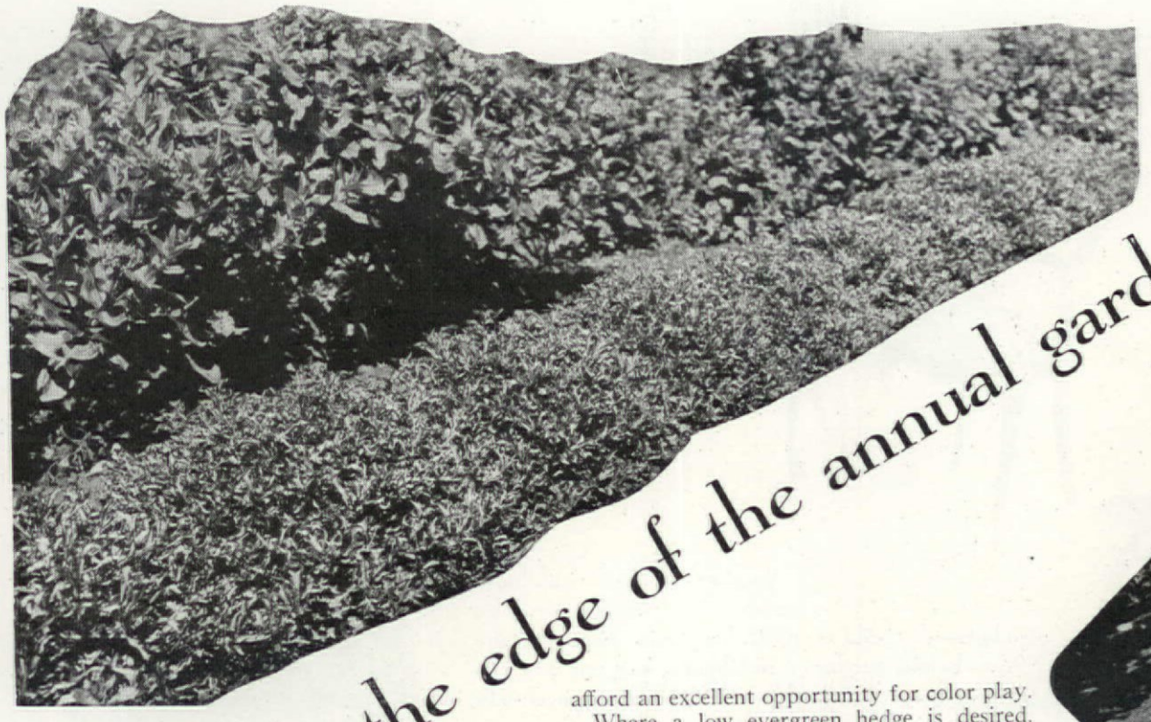

At the edge of the annual garden

Sweet alyssum, an easily grown favorite everywhere . . . Above, a border of telanthera

ELIZABETH ANNE PULLAR

A CRITICAL place, that edge of the garden. It may be either definitely pleasing or vaguely uninteresting according to the care taken in its planning. Annual beds and borders are usually designed so that there is a narrow space left at the edge for some low-growing plant. For such a situation there are many types of edging materials that will not only complete the effectiveness of the garden picture but also constitute borders of beauty in themselves—green, colorful, or fragrant. There are the more permanent evergreen border plants that form miniature hedges; the so-called bedding plants that provide interest in their diverse foliage; and a large group of low-growing annuals that afford an excellent opportunity for color play.

Where a low evergreen hedge is desired, the dwarf yew (*Taxus canadensis stricta*) is a practical substitute for the choice, but perishable, box. It is hardy, tolerates sun or shade, withstands frequent clippings, and provides a neat and permanent edging behind whose green formality may be displayed the bright colors of various annuals. Canby pachistima (*P. canbyi*) likewise may be used as a low evergreen hedge by placing the small plants close together; it is a slow grower and will live in sun or moderate shade. Teucrium chamaedrys, one of the germanders, is another evergreen suitable for use as a dwarf-trimmed hedge to border an annual bed. If left untrimmed, this plant produces unassuming lavender-colored blossoms. Young hemlocks, too, may be planted close together to form an attractive evergreen border, but as the plants grow, they must be kept trimmed to a fixed height. This kind of edging is especially effective in early summer when the feathery green of the new growth contrasts pleasantly with the older, darker-colored, more substantial foliage.

Then there is the group of evergreen ground-cover plants that are useful for edging purposes, provided their spreading habit is checked so that the foliage is restricted to a definite width. Such plants include English ivy (*Hedera helix*), periwinkle (*Vinca minor*) with its little violet blue flowers, wintercreeper (*Euonymus radicans vegetus*), and pachysandra (*P. terminalis*) sometimes called Japanese spurge. All these evergreen plants are especially useful for shady areas where many of the annual edging subjects will not survive or, at least, thrive.

Particularly adaptable for border purposes in an annual garden are many of the so-called bedding plants. Telanthera or alternanthera provides a compact, neat edging, and color effects may be attained by using its various species—T. bettzichiana for red foliage, T. aurea-nana for yellow, and T. versicolor for copper color. Linden bloodleaf (*Iresine lindeni*) may be used where dark red foliage is wanted; golden bedder (*Coleus blumei*) as a source of bright yellow; and lavender cotton (*Santolina chamaecyparis*) and dusty miller (*Centaurea candidissima*) to produce a pleasing gray.

Frequently the zone between a garden bed and the turf is marked by an uneven strip of bare soil with long strands of grass intruding here and there. Flowering annuals of low-growing habits placed informally along the edge of such a planting will do much to improve its appearance, especially during the late summer. For this purpose sweet alyssum is ideal. It spreads freely but is not a rank grower; its fragrance is a welcome addition in any garden; and it is much hardier than its appearance suggests, remaining in bloom even after frost has demolished most of the other flowers. Petunias very informally fill bare spaces with their abundance of bright and fragrant flowers but, of course, are in no sense hardy.

An industrious gardener will find it interesting to experiment with the diverse forms and colors available among the annuals suitable for edging plants. Each year the garden may be embellished by a different type of border selected from a wide variety of small annuals, many of which, although excellent

[*Please turn to page 66*]



R. L. Coffin

The soft blue flowers of ageratum and, below, the silvery, woolly foliage of lavender-cotton (Santolina chamaecyparissus)

PORTFOLIO: suburban Chicago readers' homes

S. S. Beman, Architect

Home of Mr. and Mrs. Samuel C. Smart
Winnetka, Illinois

This view, taken in October, shows the south side of the house looking through the garden. This old-fashioned garden is backed by a high, white trellis and a picket fence. The low windows bring the garden right into the living room, which is one of the most attractive features of the home. In the summer the family lives toward the south

When the garden fades and the cold creeps in, the fire is lighted and one lives toward the north. The recessed windows and bookcases make this most attractive. One can watch the shadows of the sails of the old ship model on the mantel, or romance about the good old men who fought with swords and muzzle loaders, or read well-loved books, or simply sit by the fire and snooze





THIS Winnetka home of Mr. and Mrs. Samuel C. Smart started with the discovery of an old rought iron door latch in the attic of the parsonage in Burlington, Vermont. A happy touch of entiment inspired Mr. Smart's father to secure the atch from the front door of his grandfather's house n Shorham when the house was sold about seventyve years ago. It bears the date 1793 and was hand orged by one of the great grandfathers.

Returning to Winnetka with the highly prized oor latch, a question arose as to where to put it. he Smarts carried it around to various houses that ere for sale, but it didn't seem to fit, so it was nally decided that they should build a house around he latch, designing it to meet their needs.

They next bought a lot on a corner, long and arrow and covered with oaks. Then Mr. S. S. eman, the architect, was called in and given three khibits: the latch, the lot, and three blocks from he children's nursery. They were the telescoping ind of blocks. First came the big father block, then he middle sized block, and then the little baby lock. Placed lengthwise, one beside the other, they ggested to the architect the sort of farmhouse hat one sees generally along the country roads all hroughout Vermont and other New England states.

ooking down into the hall from the stair landing. he door opens out into the garden. At the left is e dining room and, at the right, the living room



He caught the idea and the results exceeded the fondest hopes of the owners. As you approach from the north, you see a quaint white frame house nestling under the oaks, surrounded by a white picket fence. You enter the gate, between overhanging lilac bushes, take a few steps up a curving brick walk, and come to the shuttered doorway with wrought iron foot scrapers and the old Vermont door latch.

Upon entering you take three steps upward into the hall and here the architect displayed real genius. The unusual stair treatment not only gives a sense of space much larger than the actual measurements, but it gives to the landing a balcony effect that is truly New England. A wide door opens from the hall into the garden. One happy touch in the hall is the church pew shown in the picture. It came from the old South Congregational Church in Pittsfield, Massachusetts, of which the owner's father was pastor. One might pause in the hall to consider the ingenious way that the house has been planned to take full advantage of its location and to suit the requirements of the family who live in it. The kitchen, maid's room, and bath face the busy intersecting street corner, forming the large father block, but the living room, hall, and dining room face upon an old-fashioned garden with a background of native oaks.

Two steps down one enters the living room, the middle sized block, where sunshine in abundance comes through five deep windows with low sills. These sills practically bring the garden, which borders the whole southern exposure of the house, right into the living room. One of the pleasantest things about this home is the way in which the inside living quarters combine with the outside garden to make a most attractive whole. The garden is backed by a high white trellis and a white picket fence which give a feeling of seclusion.

On the north wall of the living room is th large fireplace and a mantel that display various of the most prized family heirlooms Bookcases flank the fireplace and the recesse windows cover the whole wall. To the west ar two large glass doors through which you ste down onto the porch which is the baby block the last of the three.

The garage at the back of the lot suggests th old New England barn.

The hardware throughout the house is espe cially interesting because it all had to be in tun with the front door latch. The original latc was sent to Todhunter in New York, and h made smaller copies for all the doors. HI hinges, strap hinges, and lighting brackets wer all made especially for the house by Todhunte and Irving Forge.

The dining room is intimate but adequate To the south is a bay window with rows o plants and vines with a built-in cupboard i the northeast corner. This room is furnished i keeping with the period of the architecture Hitchcock chairs, spool-leg cherry tables, and cherry drinking board from Virginia as a side board. One view of this room is shown below

Upstairs the arrangement is convenient. Th master bedroom is over the living room an opens out onto a sleeping porch. Three othe bedrooms take care of two boys and an occa sional guest. The fact that the maid lives down stairs meant only one stairway which save space and simplifies things in many ways.

The furnishings are mostly in period. Man of the best pieces have come down through th families but others represent many happy excu

[*Please turn to page 7*

Neighbors on Sheridan Road

Winnetka, Illinois

bove, and at far right, e very distinctive home Mr. and Mrs. M. G. uttle. Simplicity of line one of the outstanding atures of this house

t right, and on follow- g page, the trim Dutch olonial home of Mr. and Irs. Clyde Blair. The harming sunporch and riveway are shown here





Unusually fine details distinguish the Tuttle entrance. Note the diagonally-paneled door and extraordinary over-window treatment

All photographs in this portfolio by Young and Phelps

Above: The Clyde Blair home. Below: The home of Mr. and Mrs. Llynn Lloyd, Glencoe, Ill.

When you plan your water garden

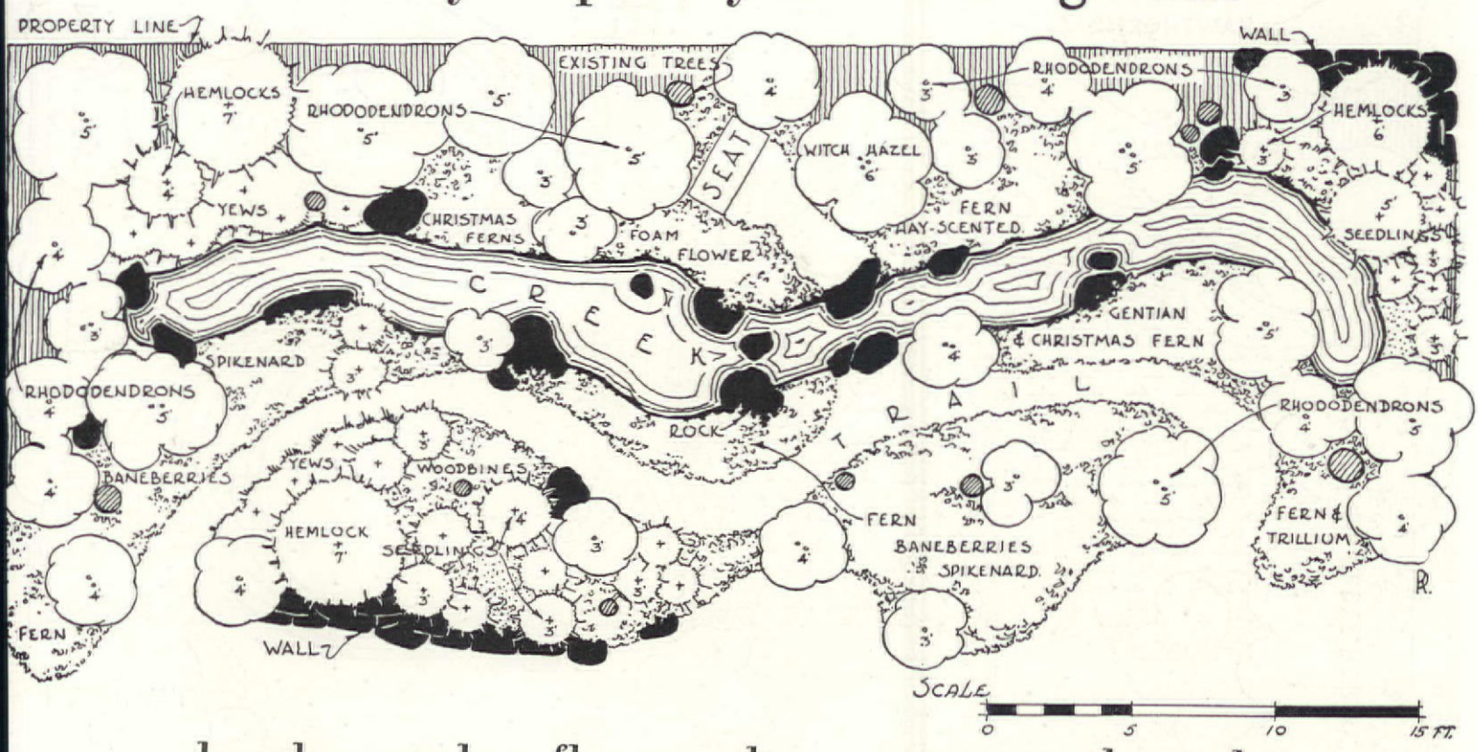

— let the garden flow within your own boundaries

ROBERT ROSS

PROSPECTIVE home owners—and many who are already home owners—never tire of thinking or dreaming of a property with brook! Nor can one blame them, for of all Nature's incidents, brook or creek is perhaps the most alluring. "Real estate is n the upward trend, no doubt; the only trouble is that we aven't enough brooks to go around," said one successful dealer, alf in humor, half in exasperation.

Fortunately, realization of that dream is not impossible, after l. Numerous gardens make use of such water features as for- al or informal pools. If the same amount of effort were expended a different manner, many of these gardens could exhibit, in- ead, the many charms of a flower-bordered brook. Small water urses have style and character all their own. Two types are stinctive—the meadow brook and the mountain stream; and e style of each lends itself particularly well to certain types garden development.

Let us suppose your property is open and sunny, and the lay the land is fairly level. Those conditions are naturally adapted the meadow brook and suggestive of it. The character of this rook is the result of its easy life while flowing over a flat eadow where each slight variation in contour helps to create stream with horseshoe bends and, sometimes, intricate and un- elievable curves. Its character is emphasized by the kind of getation that gathers along its margins; the plants thrive in nlight and like moisture, yet many are capable of growing on e slightly elevated and drier plateaus.

The design of such a garden, then, is based upon idealizing e peculiarities of a typical meadow brook and gathering to- ther in harmonious groups plants that take to such locations. he accompanying plan of a meadow brook (see page 24) shows is clearly; the horseshoe bend produces an effect in water sur- ces while the plants chosen are arranged much as they would found in nature. This garden also has enclosing boundaries ving necessary privacy, paths for circulation, open areas for

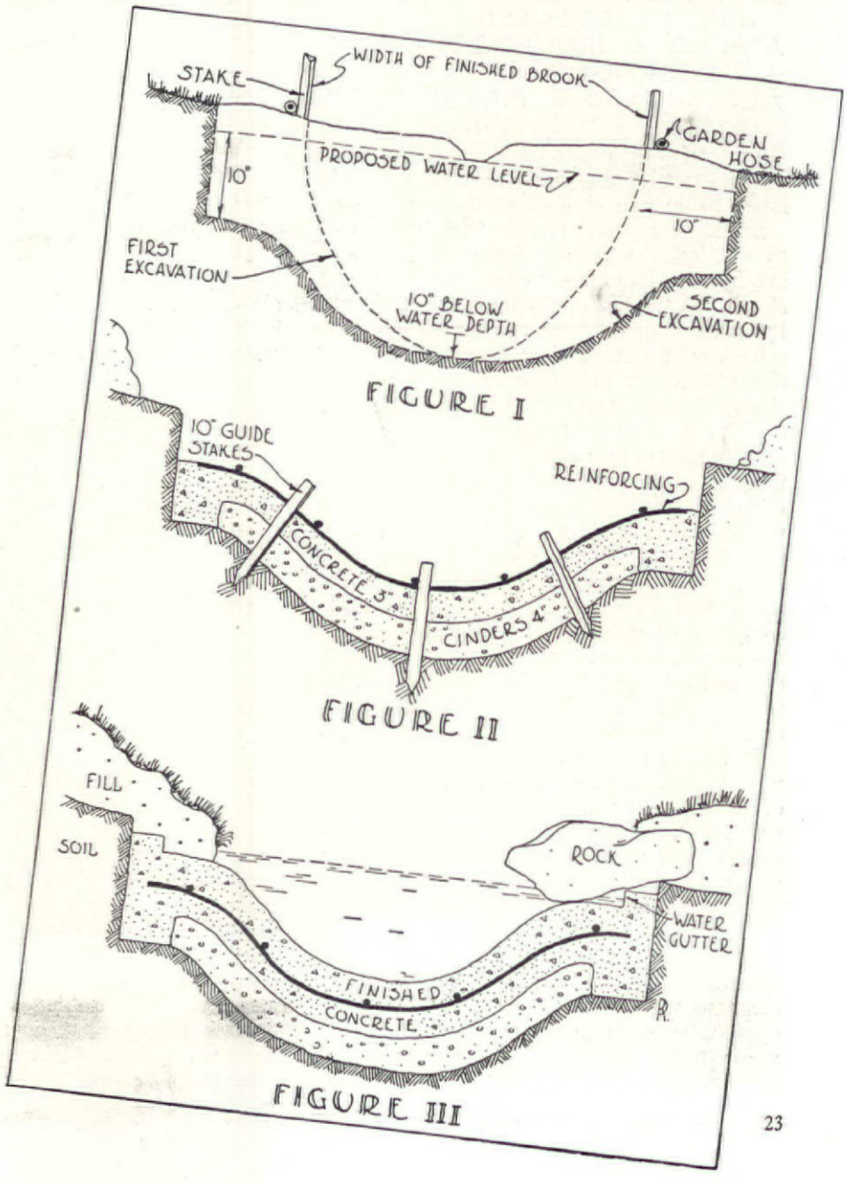

bove, a plan for a mountain-stream garden. The fall from left to right; rocks are shown in solid black. ght, three stages in the making of any type brook

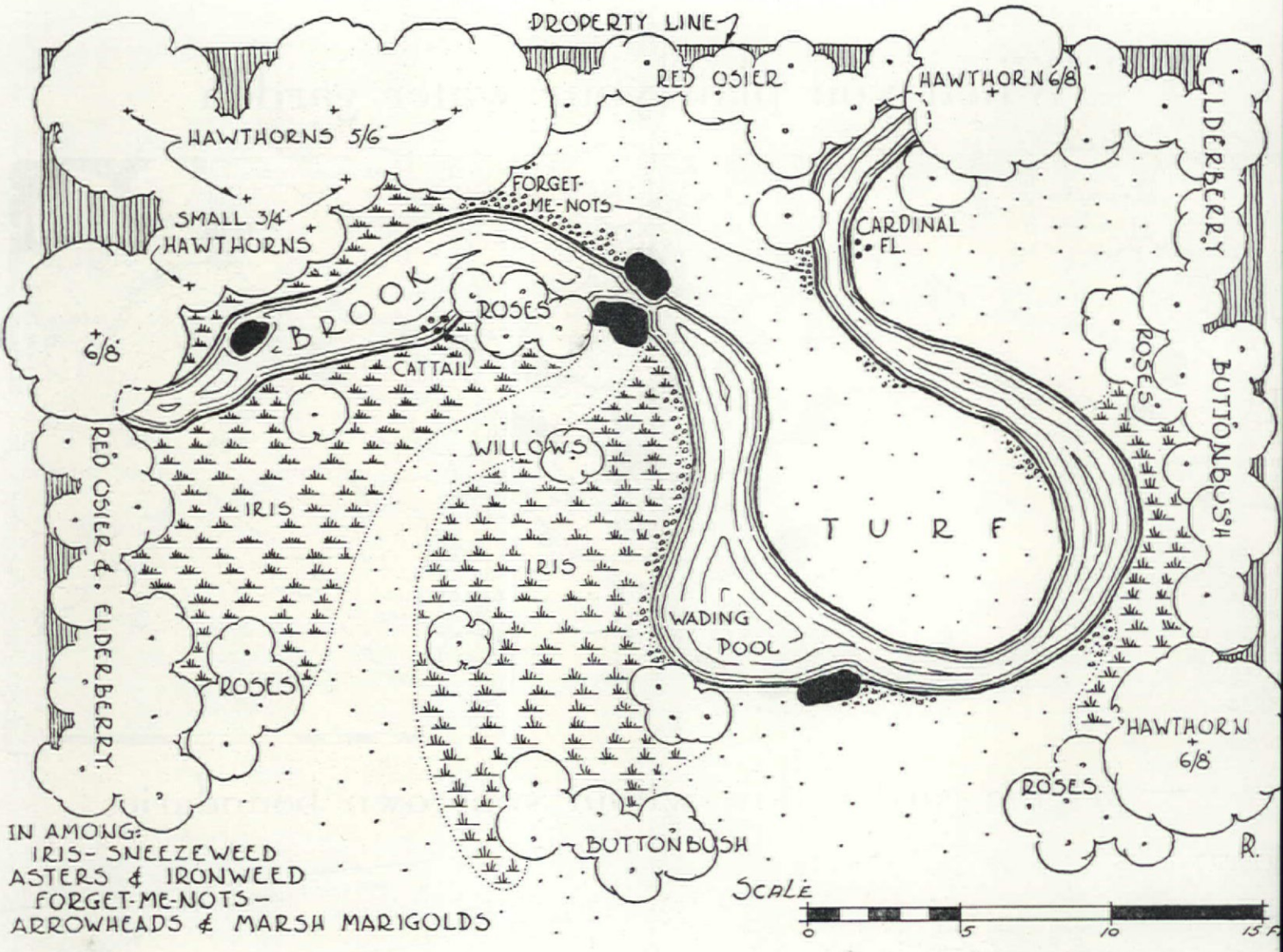

Plan for a meandering meadow brook garden in which the slow progress of the water cou be in either direction. Plant materials can, of course, be varied to suit local conditio

enjoyment and use, and changing seasonal interest that runs throughout the entire year.

But not everyone's property can be likened to the open meadow. Some gardens are shaded with large trees; others roll considerably when the lay of the land is considered. If such is your case, the mountain creek will serve you best and a somewhat different garden will result. Mountain creeks have considerable push, traveling hard and fast in creek beds which are fairly direct. Often they are hemmed in by steep banks, and the water flows over and among rocks, large and small. Generally speaking, these creeks flow through woodlands that clothe hillside slopes. The plan (see page 23) which comes from this ideal embodies a direct run of water among rocks and between banks, and plantings composed of species usually found in damp woodlands. However, privacy, seasonal interest, and the other basic factors are parts of this design no less than of the garden built around the meadow brook.

It will be evident that when the brook is used as the motif of a garden, the design of its course, or, in other words, the water surface, is the key to the whole plan. Incidentally the effect of movement created by water is not all due to actual flow. The fact that the water surface continues on and on lends a feeling of movement. Of course, there should be an inlet as well as an outlet, but the volume of moving water need never compare with that of a natural brook or creek. The water can be artificially pumped so as to be used over and over again to simulate natural conditions, but this is not absolutely necessary. In these water gardens, both source and mouth are hidden by vegetation, and the full effect is created by the trend or implication of the design.

Construction suggestions

The actual construction of a brook will give much pleasure and will demand imaginative as well as physical exercise. It is possible for the whole garden to be homemade; or one can have a contractor make the long pool and then finish the plantings without a great deal of assistance. In any event, the first step is to lay out the course of the creek on the ground. The use of a garden hose in visualizing outlines will work well here. Stretch a length of hose for each bank of the brook and provide for straightaways and bends with bays and promontories. One can even spot the location of large rocks at this stage. Mark these construction lines with stakes, set at two- or three-foot intervals. (See construction details, Fig. 1, page 23.) Next, form some idea of where the excavated soil will be piled; it will eventually be used to form grades in keeping with the terrain—flat or rolling. The proposed water level should be the same throughout the length of the brook if possible. If a uniform water level is not possible, do not let it vary by more than six or eight inches. An inexpensive line level will enable you to establish the proposed elevation, but you must dete mine this grade before you start to excava

It is not necessary to build the usual forn for the concrete. Simply excavate the wat course *ten inches deeper* than the dep planned for the brook (which may vary fr twelve to eighteen inches). When this p liminary digging is complete widen t trench on either side; the cross-section the finished trench should then appear shown in Fig. 1. Guide stakes for the co crete are then set; cinders are spread, w down and tamped; and concrete with re forcing is laid in two operations as sho in Figs. 2 and 3. The water curb is hig important and its top surface should be ab lutely level if the brook is to hold wat

If it is necessary to establish several d ferent water levels along the brook to ma it conform to existing topography, r dams, carefully built up from the bottom no concrete will show, can be made in mountain creek. When water flows over th rocks little waterfalls will result. As alre stated, two or three levels along the mead brook are not recommended; but sho they be absolutely necessary, cobble sho can be made of medium size rounded sto set in mortar. Covered with loose gra these form miniature gravel bars over wh water runs at flood times but which, of cou at other times are almost perfectly

[*Please turn to page*

TIN, TIN
all over the house

ELLEN SHERIDAN



Bob Humphreys

UNLESS you have an elegant mansion where formality reigns and all the furnishings must be kept in key, it is great fun to inject here and there about the house a note of humor and lightness, for is it not the original and individual touch that makes a home really ours and gives us such personal satisfaction?

Most of us are too serious about what we do to our homes! We dare not deviate from the accepted mode, fearful lest someone think us naïve or very foolish; however, today we are told our homes should reflect our personalities and if we are serious our surroundings are bound to show forth this quality, but if we have a wide streak of humor or adventure in our make-up it is gratifying to know we can express these characteristics in our home without being thought too daring or silly.

Of course it is necessary to exercise great care and deliberation concerning ranges, refrigerators, chairs, pianos, and all those things that spell comfort and efficiency. They mean serious business since they involve large sums of money. But there are nooks and spaces and sometimes rooms where we can give our imagination full sway and be as amusing as we will. Silly little articles that you have picked up, painted, and made over to serve some useful purpose are really a tonic to yourself and your home.



For instance, every guest who knocks upon our door and enters the front hall comes face to face with the two stainless steel ladles shown in the photograph. Just placing candles where once there was soup turns the ladles into graceful and imposing candle holders. If you wish, first solder a nail to the ladle bowl so that the candle will always be firm. Stainless steel is an especially happy choice in metals, since its finish resembles old pewter, or they could be painted some bright color and used in any provincial type of room.

Confectioner's tin trays, eight inches square, are almost like old-fashioned shadow-box frames, especially when you are fortunate enough to find some quaint pictures to mount in them. These trays come also eight inches wide and sixteen inches long. If tin does not happen to fit in your scheme of things, why not spray the tray white and paint in your own design? The boat picture (page 27) makes an engaging decoration for a small boy's room, or a recrea-



Every guest who enters our hall comes face to face with the two stainless steel ladles holding candles. For a little girl a corn popper doll's cart is fascinating

tion room. The ship's sturdiness is amusing.

Children adore playing with kitchen utensils because they are so bright and they suggest infinite possibilities for toys. What little girl would not be delighted to have the pictured corn popper cart for her favorite doll?

Every homemaker who is just constitutionally unable to withstand buying at bargain prices old chairs, old tables, and what-nots from second-hand stores, needs just one room in the house to hide her finds from the amazed family. At least until such a time as she can scrub and rub them and bring them forth to take their rightful place. We had such a room opening from a hall. But important as the room was to me it soon became a constant source of embarrassment.

Guests, searching for the bathroom and dazed by too many doors, always managed to end up in the storeroom with its contents scattered far and wide. So hurriedly, and in desperation, I nailed four tin-mold fishes to the bathroom door. And lest they perish far from their native habitat, I painted blue poster paint sea-waves beneath them. Now guests simply stroll about until they arrive at the fish scene and my storeroom neither shocks my friends nor shames me.

The bathroom mirror shaped like a peasant clock, however it may be disguised, is heavy tin. Such a mirror could decorate a wall space over a chest of drawers or table painted the same color in a bedroom, hall, or informal living room. The lights consist of various and sundry parts. Their torsos are paper wedges, their arms are brush handles. The fashionable stand-up collars are tin fluted molds. The full peasant skirts so prevalent at present are aluminum pudding molds. Florist's wire spools form their slim legs and ankles. Since their faces are painted with water colors,



tle of the illumination from the bulbs is lost. These lights ould be especially amusing and entertaining to a child and erefore perfect for a nursery or child's room.

Barbecue pits are not always easy to find either and besides e jovial cook, tantalizingly displaying his menu of good things come, puts everyone in a fine humor immediately. He hangs om the garage by a hotel-size potato masher to point the way. e could as easily hang from a spoon fastened to a large tree that is where your outdoor dining room happens to be. What is made of is apparent enough save perhaps his cook's hat nich happens to be in this case a combination of a Sally Ann p and the bottom of a chicken feeder.

And now that everyone is at the barbecue, it is comforting know we have plenty of cream and sugar. Two sets of contain- s as shown in the photograph, one at each end of the table, em so much more efficient than several small ones. Also they ve the advantage of being unbreakable. The sugar bowl is a rge funnel with the neck removed. The resulting hole is soldered er with a small circle of tin. The funnel is then soldered to a ain pipe flange. The result is a large, sturdy, and interesting gar bowl. No pitcher yet devised will pour cream as cleanly d surely as this oil-station container. Besides, it holds a quart liquid, can be seen far off and for some mysterious reason, e cream doesn't dribble from the spout.

One need not be an artist to make these decorative articles. ney could be stenciled, as hundreds of stencil patterns are ailable, and the method of applying is so simple that it is ssible for anyone to accomplish clever and interesting results.



The jovial chef above hangs from the garage and points the way to the barbecue pit. For sugar and cream at the outdoor feast we use the containers below. The sturdy little ship may be hung in a boy's room



Washable silhouettes in various designs and colors are also obtainable. They are simply pasted on and the effect is most natural.

Perhaps not all of these contraptions would fit into your home. It might not be that kind of home. If not, they could be used in a guest- or beach-house, or a mountain cabin. But, wherever they are, they will serve you long and well and give you many a chuckle even on one of those days when everything goes wrong. Tin as a metal is considered rather uninteresting because of its practical and general use, but you see it can be made fascinating and decorative. The French discovered this secret years ago and their lovely tole is sought and cherished by many collectors.

It never rains on a golf course

—and so the shabby garden gear never gets that sorely needed attention

HARRY IRVING SHUMWAY

THE well-known ultra-violet rays may be beneficial to the complexions of human beings, but they are not so kind to the painted wooden gear of the garden. One season of old Sol's rays and the best of painted surfaces in the outdoors shows signs of distress. Then we get out the old paint pot, soak the fossilized brushes and do our duty. The duty is very often a coat of orange or possibly one of cartwheel blue. Or perhaps we go in for a scheme of orange and black, not because of dear old Nassau, but just because it's a colorfully gay combination.

Now furniture is furniture, whether it is used in the garden or in the house. There is no reason why it shouldn't receive a little thought and a bit of specialized treatment. I have no particular grudge against either flat orange or cartwheel blue or bottle green. But it would seem that we could do something better than these time-worn coatings for our outdoor furniture. My suggestion is, durability in mind, that we go back to the stuff our old-time coachmakers used on their fine carriages and sleighs. When I was a lad I did a short stretch in one of these old-fashioned country coach-painting shops, and I remember what we used for materials. I also remember that if we turned out a wagon whose coat failed to stand up under several seasons of rain and sun there was trouble. When we painted 'em, they stayed painted. It's fussy work, perhaps, but I know you won't mind. It might be fun to do a bit of work as they did it, say fifty years ago. (That doesn't date me; I did mine somewhat later than that!)

Get white lead for a ground coat, colors ground in japan (not the country: japan means a drying oil) and varnish meant to defy sun and rain. The hardware stores carry these to this day, and many old-time painters insist on using them. These colors ground in japan are very strong, and I use them on metal, glass, and wood in my monumental life work of restoring antiques that have been stepped on and abused.

That's the materials part of the story. The second part is the decoration. We will leave the flat monotones to the world of refrigerators and such, and blossom out in design and gaiety. The garden is no place for monotonous daubs. We want color, variegated color, design, and something as happy as the mood of Mr. Wordsworth on that morning when the daffodils nodded to him. Why not put a spot of stenciling on the garden gear? Or rather, many spots? And, just for the novelty of it, why not do the stenciling in the manner of a hundred years ago? By that I mean —no brushes! We'll pounce the colors on—that is dab or pat them on via the stencil. And I assure you, with that method you can shade and blend color better than did Rembrandt on his very best afternoon. He used brushes for his beautiful effects.

First, for a perfect job, we get the dirt moisture, and all weather stains out of the pieces we are to do, such as chairs, circular tables, settees, stools, and so on. Probably the old paint is half off or all off. It is best for us to get down to the raw wood. Remove all you can with a putty knife. Clean off the rest with paint and varnish remover. I wash off with water and Savogran, then clean water. When it is dry, sandpaper down to a good finish; no cabinet work, but decently smooth. Use coarse sandpaper for a start and finish the work with a fine piece.

Next apply a priming coat. This is a mixture of white lead diluted to paint-like consistency with turpentine. It is best to add a little of the color to come in this priming coat. That is, if the article is to be yellow

[*Please turn to page 8*

House for a work-at-home husband

ntirely white, inside and out, even to the roof, is is French Colonial home in Los Angeles. The hotograph at right shows picket gateway and wer garden in relation to the house and barbecue

OWE RADER

HOUSES for career-husbands—composers, writers, artists, and deep thinkers who do most of their ork at home, are very satisfactory from an "ease concentration" standpoint if the floor plan revolves round the hub of a gallery cleverly placed at one d of the living room. Such is the experience of Mr. nd Mrs. Roy Webb, owners of a charming, all-white Dream House" in Westwood Hills, Los Angeles, hich commands a view of the Romanesque buildings the University of California, the spires of Westood Village, and sunsets over the blue Pacific to estward. Mr. Webb is a musical director and comoser for RKO Studios in Los Angeles and his work accomplished primarily in the peaceful quiet of s smartly designed eight-room home achieved by

W. P. Woodco

The living room gallery, glimpsed from the bedroom wing shows its direct relationship to the floor plan. The den, banked with windows and bookshelves, is a retreat for concentration and study

The master bedroom, directly above, is decorated in blue and white; guest room, right, in brown and white with gold touches

Candlelight of the dinner hour mingles with the sunset's afterglow in the west dining room, while the breakfast room faces east for every ray of morning sun

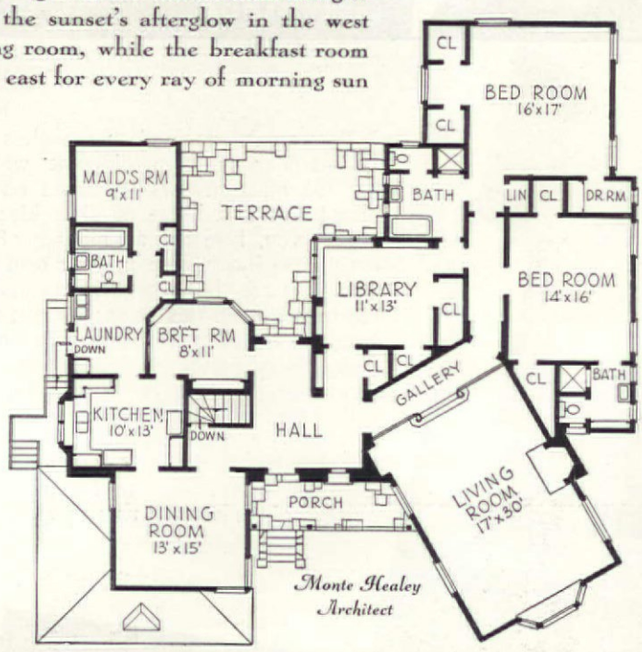

Monte Healey, who has created here a truly delightful home.

The simple A.B.C.s of this living room gallery theory are: it eliminates the need of a hall between bedroom wing and the dining room breakfast room and kitchen wing; it provides an improvised stage for informal entertainments—or formal ones; it joins the living room, which is placed on a bias, to the rest of the layout without causing waste space. In fact, as you study the floor plan, you will see that the living portion of the entire house revolves around this gallery. The telephone booth, off the front hall, is reached from the living room and bedrooms via the gallery. Guests in the living room are not disturbed when traffic to and from the room is kept at the gallery end—a particularly nice feature.

Another boon to the career-husband who values quiet and solitude is the location of the den in this floor plan. Mr. Webb's private study overlooks a flagstoned courtyard, so protected by protruding wings of the house that even building operations on adjoining property on either side would not disturb concentration. [*Please turn to page 86*]

HOUSE OF GLASS

Gabriel Moulin

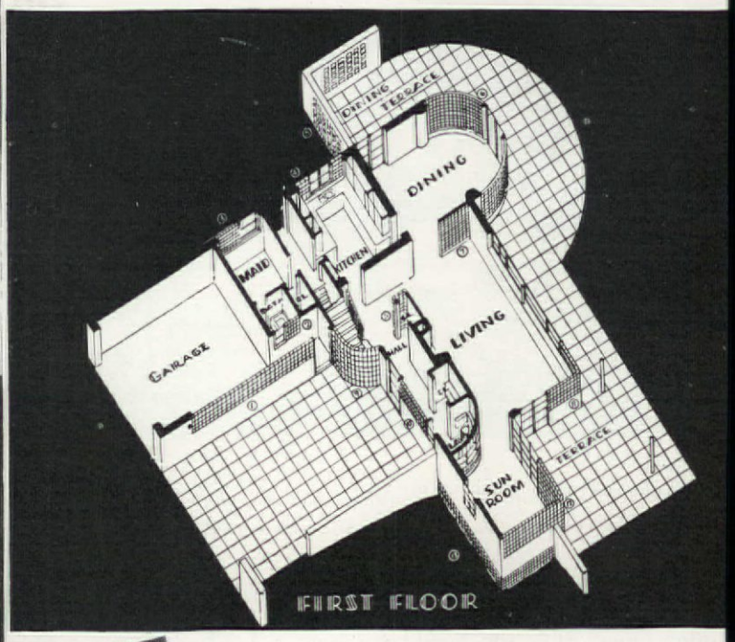



You aren't supposed to use glass bloc masonry nineteen different ways— per the nineteen uses suggested on the plans! But if a house of glass blocks i trigues you, here are all manner of ide for you to incorporate in your own plan Following are the places where glass bloc has been used in this house: garage; maid bath; maid's room; kitchen; grilles in wal dining room; living room partition; hall- decorative panel to be illuminated; sta hall; bath; bedroom; shower bath; hall- borrowed light; balustrade. The Owen Illinois Glass Company's architects create these plans in answer to innumerable i quiries on the various uses of glass bloc

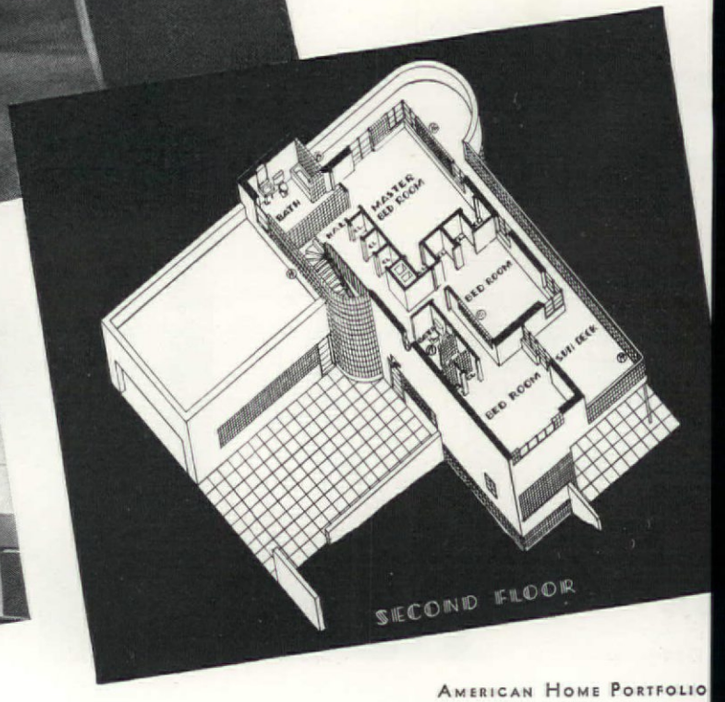

CONTENTED CHILDREN on that long drive

Sketches by Herbert E. Marsden

HERE'S HOW!

Clifford Parcher

IF THE child exists who sits quietly on the back seat of a car during a long drive and simply enjoys the scenery—that child certainly does not belong to my family or to the families of those friends with whose children I have the pleasure of being really acquainted! He is a rare exception.

With a little patience and a little attention, any family group can reach its destination with all members in good humor in spite of cramped legs and tired bodies. Many parents have worked out simple amusements which help to shorten miles for youthful passengers. Even these wise fathers and mothers occasionally reach the end of their repertoires before the journey is complete. As for others who are not fortunate enough to be familiar with games suitable for use in a traveling car, or those whose children are beginning to require something more stimulating than a supply of rattles and rag-dolls, the sooner they acquire a supply of car games, the easier they will find traveling with children, and the happier everyone will be.

In keeping our older daughter happy on tiresome trips we have accumulated a fair assortment of games. They still help to make the rides enjoyable for her, and the simpler of them will soon be needed for her little sister. In the hope that they will be of use to other parents, I shall describe a few of them in the following paragraphs.

Although it belongs in the toy rather than the game classification, let me start by mentioning the fun that is provided by one of those simple little celluloid pinwheels; held just outside an open window it spins with a merry whir. Then there are many interesting experiments possible in trying to find locations inside the car where there is breeze enough to keep the blades revolving.

But I promised to describe games, not toys. One of the simplest, and at the same time most popular, car games is based on counting the number of animals, things, or even people, seen from the windows. It has several variations. In its easiest form, just one thing is selected and each player keeps count of the number he or she sees. For example, it might be dogs. When Billie sees a dog he adds one to his score but keeps very quiet in the hope that Connie and Mummie and Daddy will miss that one. The game can continue until the children tire of it, or a limit of five or ten can be set, with the player first reaching that number declared the winner. Other things which can be used, depending somewhat upon whether the route is in the country or the city, include bicycles, cows, cats, green doors, baby carriages, horses, weather vanes, lightning rods, and an infinite number of other objects.

If the children are old enough to prefer the game a bit more complicated, several different things can be included at one time, with each counting a different amount. You can start out with a score of one for a person, two for a dog, and three for a cow. Sometimes a change of objects and counting will be sufficiently intriguing so that the children will want to keep on after they have tired of the initial arrangement.

Another old favorite is for the players to take turns in choosing an object which can be seen in, on, or outside the car, and letting the others try to guess it. This, too, is subject to a number of variations. Sometimes the color is given, in other cases the first letter of the word is named by one person; then the others guess until they either name the object or have to give up. If one of the answers is correct, the person giving it has the privilege of choosing the next object. If no one guesses the right answer, the first player tells them what it is and then picks something else.

Billie has started the game by saying that he can see something white. There have been dozens of answers but Billie continues to grin and shake his head. Finally everyone gives up and Billie points gleefully to a white house that can be seen miles ahead on the top of a hill and that has been visible ever since he picked it. The game has been going on for some time and Connie decides that she would prefer to play it by initial letters. Billie is still "it" so he thinks awhile and then says, "I see something beginning with g." Connie immediately shouts, "Grass!" and with a slightly diminished smile, Billie informs her that she is right. So then it is Connie's turn to do the choosing, and the game and the speedometer keep on, and tiresome miles pass unnoticed.

In this same general classification is a game which is often played by adults although it is not too hard for children of ten and up. It is called "Twenty Questions" and any object, anywhere in the world, is selected by the entire group with the exception of one person who is "it." Ordinarily, when the game is played in the house, "it" is sent out of the room. In a car this point can be handled by having one player choose the object, write it on a slip of paper, and show this paper to all but the one who is to ask questions of each player in turn until he has asked a total of twenty. All questions, by the way, must be such that they can be answered by "yes" or "no."

Here is a simple example, but don't let it fool you into thinking that twenty questions are always enough to bring forth the correct answer. Daddy has volunteered to be "it" and is therefore asking the questions. The answers are given by each member of the family in turn.

"Is it in sight?"
"No."
"Is it in this state?"
"Yes."
"Is it in our home town?"
"Yes."
"Is it on our land?"
"Yes."
"Is it in our house?"
"Yes."
"Is it on the first floor?"
"No."
"Is it on the second floor?"
"No."
"Is it in the cellar?"
"Yes."
"Is it in the recreation room?"
"Yes."
"Is it the table tennis table?"
"No." (Giggles from Connie.)
"Does it have anything to do with the table tennis table?"
"Yes."
"Is it the net?"

[*Please turn to page 78*]

Cacti need thoroughly drained, sandy soil. An area to meet their needs can be kept intact with interesting barriers of oddly shaped stones

I GIVE YOU A STONE

ROSE BATTERHAM

EITHER as a gift or as a toast I give it, because it is easily procured, requires no care from either you or me, and is not without charm and usefulness. Stones have not, as yet, been taken under the wing of the conservation program that spreads over so many states. It may not be legal to return home from the woods with a bough of dogwood or holly, a sheaf of cardinal flowers, or a tiny bunch of arbutus, but none will question you or protest if your treasure is nothing more than a small bag of brightly colored pebbles, or a couple of limestones with mossy pockets and crystal excrescences. Yet legal and safe though it be, what are you going to do with the loot once you get it home, you ask. Of what possible use are those pebbles, that crazily distorted limestone, this bit of strata flecked with mica?

It may be a "left-over" from your childhood; or it may be the inveterate habit of most human beings to collect objects. But don't you invariably, when on a walk, find yourself tempted to pick up stones? This one for its queer shape, that one for its coloring, or because, you laughingly tell yourself, it must, from its brightness, contain gold or some other precious metal? Or perhaps it is the expression of a longing to have something concrete to remind you of this particularly beauteous day, the walk over the hills, the distant view . . . Later you reluctantly throw the stone away; or, if you sheepishly put it in your pocket, you never know what to do with it afterwards.

Well, then, keep it. Collect more. Stones may be used to advantage—from the standpoints of both beauty and utility—in flower arrangements, in terrariums, in outdoor gardens, as props for plants growing in water, or as units unto themselves.

A southern trip produced for us six bundles, but they might just as well have resulted fro ı a sojourn in the East, West, or North. Each bundle consisted of a square of heavy white material with the color of the stones it contained written on a corner. A small heap of blood-red specimens came from that strange Tennessee wasteland where years ago the fumes from copper mines sent a mist across the landscape, killing all vegetation and leaving a country of reds and yellows, bronzes and oranges. Not so far away a mine yielded bits of talc, white

William G. Housekeep

Pocketed boulders of limestone provide home for sempervivums, one of which is her seen blooming in a scant teaspoonful of eart

tinged with blue. So soft is this material that it may be sawed into different shapes and sizes. Another souvenir of the trip was a heap of stones of soft shades, each flecked with mica. These, found along the banks of the Oconalufty, were beaten and worn by that turbulent stream into many interesting forms. Gray blue stones came from Grandfather Mountain where the blasting of the roadway through beetling rocks that form Grandfather's features left tons of collectible material whose color blends well with a dozen different flower combinations. Brown stones, which show rich and chocolatey under water, and are specked with garnets, were found on Craggy Mountain near the vast acreage known as The Gardens, whose June glory is one of purple and pink rhododendrons. Pebbles were the final gathering—nuggets from a dozen different kinds of rocks, in all colors, borne for miles by a mountain river, and found on its banks, washed out of the earth, or stolen by slow erosion from the peaks far, far above.

With such a collection and a few handfuls of gray shale you have material for any kind of flat container arrangement. Flower holders of some kind are essential in such a container to keep the plant material in place, yet, at best, they are often unsightly. A crude chunk of lead gripping the stems of white petunias in a wide, flat bowl is an incongruity. Yet hide it with small pieces of talc or white granite and you have given the flowers a base that is not alien to them, stones being part of the earth from which they sprang. They not only lend charm to your arrangement, but they are a wonderfully steadying influence for that tall, graceful line which wants so much to pull the holder all askew.

A flat, lead container was used for laceflower and the blue-gray leaves of the small, ever-blooming bleeding-heart. No thought at all was given to the unsuitability of a clear glass holder whose only virtue was that of keeping the different sprays firmly in place, for blue-gray stones hid the glass and their tones merged perfectly with the colors of the lead, the flowers, and the leaves.

Red stones, heavy in color and formation, made a base for three heads of the common sumach with their bright cones and autumn-touched leaves. Placed in a copper bowl, in spite of their top-heaviness, they were firmly weighted by the stones which appeared only as a factor for beauty, although they concealed a curled-up chunk of lead. The color scheme—copper, sumach, and stones—was a perfect blend of typically autumn tones.

Or let us try doing without any visible container for extremely woodsy types of plant material. Cut a baking powder or coffee tin in half with a can opener or heavy shears and in it put the water which is to keep your flowers alive. Place it on a table or mantel and use something which belongs essentially to the woodland—jack-in-the-pulpit, laurel, rhododendron, or perhaps three sprays of solomon's seal. Then build up a base, entirely concealing the can, with stones that will blend with your plant material. Your laurel grew near a gray, mossy rock cliff. What more fitting than pointed, lichen-covered stones arranged around its base? Stones, dark as humus itself, hide the tin that holds your "jacks" and they appear perfectly at home, which could not have been the case had you used an ordinary vase. By this method you may gracefully arrange a spray of woodbine or the berried deadly nightshade across a field stone and thereby bring one of the most delightful visions of autumn—bright vines along a stone wall—into your home. A few blossoms of the water-hyacinth, found by a pond in a slate formation section, similarly carried their natural environment into the house when flat pieces of shale were placed in the water at their base. Yet the gray rocks, dark under the water, seemed part and parcel of the bronze bowl which held the arrangement.

An alabaster bowl was the final home for the lovely flakiness of honesty, a winter bouquet which retains its beauty indefinitely. The silver in the honesty repeated itself in the mica sparkling among the pebbles which concealed a lump of child's modeling clay into which the brittle sticks of the lunaria seed pods had been permanently stuck at angles most pleasing to the design they formed. Does this not suggest other winter effects?

One gardener, who has been collecting stones for years, sometimes brings one in for a day's sojourn on the hall table of her home in the country. It is usually of lime formation with natural pockets for sempervivums and spleenwort. Such a substitute for the usual

[*Please turn to page 68*]

Carefully chosen, rock fragments supply practical and supremely appropriate adjuncts for lovely flower arrangements. In the bronze container, the feet of the lavender water-hyacinths are hidden by bits of harmonizing shale that suggest the plant's habitat—a stony lake beach. The petunias and cosmos in the lead dish are supported by a lead holder masked by pieces of talc and gray, upland stone



Simplify service on

THE MAID'S NIGHT OUT



F. M. Demarest

YES, maid's night out! But with these appealing table and serving accessories, even the laziest of hostesses can make a name for herself with midsummer entertaining. Above, a natural-color woven basket from B. Altman. Filled with fresh fruit, it becomes a colorful centerpiece and dessert course all in one!

The mother duck with her little one, as well as the beverage cart with its glass relish dish, beverage glasses and glass pitcher come from Hammacher Schlemmer. The pitcher has a hollow, oblong piece of glass, right down the center, for ice cubes. The second drink will be as cool and undiluted as the first one.

For the buffet style of service (and what could be easier for summer?), the sturdy, colorful dishes below are ideal. The generous size ship salad bowl, the orange plaid platter and the two square orange serving dishes are from Macy. An orange-avacado-lettuce salad in the salad bowl, and cottage cheese delicately flavored with chopped chives, in one of the square orange dishes are two suggestions for the buffet supper. The small plates with the ring-around stripes are from Hammacher Schlemmer. The background is white; the stripes orange. Serve a piece of yellow sponge cake with fluffy white cocoanut icing on one of these plates and the effect is strikingly colorful and summery.

On the opposite page are shown some serving accessories with yellow predominating. The shiny hammered aluminum buffet server (top of page) and matching tray come from B. Altman. Twin dishes

[*Please turn to page 94*]

Ships, plaids, ring-around stripes, and bright color! Let your midsummer entertaining be very gay and informal

Harmonizing accessories for the midsummer menu in yellow. See text opposite page for description

Ginger custard in glass-flower dish. Melon balls with grapes for contrast



Accent on ORANGE

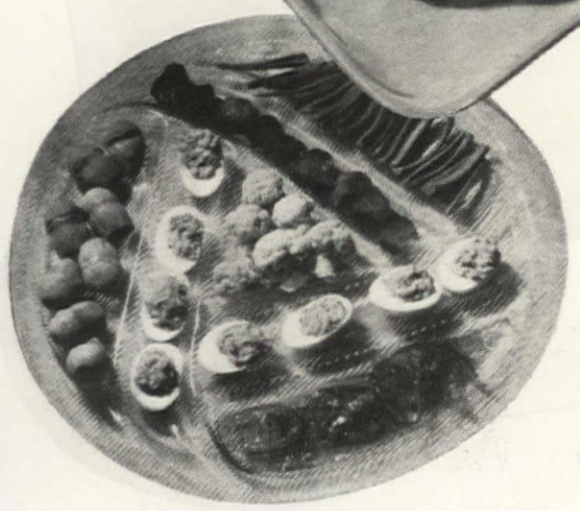

For real distinction in summer entertaining point up your menu with a definite colo scheme. Carry it out not only in the food you serve but in table setting or backgroun you develop as well. This summer the stores are teeming with both yellow and orange tabl accessories. Here, on our orange page, you see Hammacher Schlemmer's stunning dais glasses. A small scoop of orange ice floating in a ginger-ale pineapple juice combination i each glass would taste good and look lovely. The gay peasant tablecloth and the squar orange plates are from Macy. The quaint square candles with mirror base and the divide glass relish dish are from B. Altman. The three hurricane lamps (with their orange flames give outdoor, sun-down eating added atmosphere. Their chimneys give adequate protectio from wind. Center lamp is from Hammacher Schlemmer; other two are from W. & J. Sloan

A TALK
before our Woman's Club

FLORENCE V. MEAD



F. M. Demarest

I HAVE been asked to make a talk on Gardening and Gardens before our large Woman's Club, and in an evil moment I accepted. I accepted mainly because I was so amused and my family so horrified that I should be asked to speak on a subject about which I know as little as it is possible to know. But my grandmother, wise old soul whom I often quote, used to declare that, "She is not a good cook who can get up a good meal when she has everything to do with; she is a good cook who can get up a good meal out of nothing." So I intend to see how good a talk on gardening I can get up out of nothing.

But already in my mind's eye I can see those nice ladies putting away their pencils and folding up their note books. Evidently we are to learn nothing useful (they are thinking). This hour will prove a total loss to those of us who have come thirsting and seeking for knowledge as to fertilizers and the proper method of pruning. . . .

* * *

My husband and I are doubtless the poorest gardeners in Hollywood. I attribute it partly to the fact that we have no German blood in our veins. Instead of seeing every thing we touch blossom as the rose, it promptly withers and decays. Doubtless everybody is familiar with the retort of the artist who, when asked with what he mixed his paints, replied tartly, "With brains, sir, with brains!" I notice in our library a book entitled "Gardening with Brains," and a disquieting thought obtrudes itself as to whether we may be a bit lacking in that important mental tool!

When Mr. Samuel Lovell, winner of many prizes at flower shows, was giving a series of talks before our Garden Section, he once took as his topic, at my earnest suggestion and solicitation, "Foolproof Flowers." But we cannot raise even that kind!

Our enthusiastic chairman, in the October calendar, urges us to "live in our gardens." I refuse. I don't want to live among snails and gophers and weeds. One expert says, "Do not let us have an old-trousers-sunbonnet-black-finger-nails garden—especially if you are a woman." Well, that is the very kind I should have to have; I could not be a lady-like gardener.

Everything we raise speedily reverts to type. Our Los Angeles roses—huge, luscious, double, rich pink and orange, as seen in the catalogue and in the florists' gardens—under our tender ministrations soon become single and a pale, washed-out pink, with no hint of that rich yellow. The bulbs which we persuaded Mr. Lovell to sell us, and which in his garden produce rich, gorgeous dahlias as large as your head, in ours (only 500 feet to the south) produce small, sickly single blossoms—and, worst of all, they are rapidly becoming magenta. Now magenta is the color that I loathe; it harmonizes with nothing in my house. Sixteen years ago, I told the man who planted our place that I wanted nothing magenta; yet, behold—when those plants flowered nearly everything turned out magenta! That man evidently took advantage, not of our youth, but of our ignorance. The wistaria, which I visioned hanging down in great, heavy, purple clusters, turned out to be pale, brief, ineffective; and any plan I might have cherished for a yearly fête held beneath their shadow for the financial benefit of our club was cruelly thwarted.

The prune tree that florist planted has never in sixteen years borne a single prune—doubtless it is of the wrong sex. Our oranges and grapefruit have waxed smaller and sourer with each succeeding year. We have just harvested our annual crop from our lemon tree—one lemon. Our pears are the soft, squashy, tasteless kind. Our avocado tree is flourishing, to be sure, but its fruit is run through with black, stringy fibers, and it is apt to decay before it ripens. The snails eat up most of our zinnias; those that escape the snails are tiny things anyhow. The birds get all our apricots, taking a bite out of each instead of thoughtfully confining their repast to the product of one branch.

I know that scarecrows do no good, for I recall the one that my father rigged up in a choice cherry tree that grew near our kitchen window in Ohio. The saucy robins but used it as a roosting place, a vantage point, from which they might the better ravage our fruit. Then my father fixed a large bell in the tree with a string running into the kitchen and gave the cook instructions to pull it now and then as she stepped nimbly to and fro from table to sink. For a brief space of time this proved an effective deterrent; then the birds returned in larger numbers than before, evidently considering it a call to dinner. Finally those most knowing and greedy robins refused to budge even when my father poked them individually in the

[*Please turn to page 89*]







CATCHING UP WITH THE GARDEN BOOKS—A review by E. L. D. Seymour will be found on page 92 of this issue

"This Propert

WHITNEY W. HOWARD

Photographs by the Author

A SIGN hung on a tree—"This Property For Sale." The sign had hung there for several years in spite of the fact that the price was reasonable. The setting, an acre and one half, spotted with grand old maple trees, lay at the intersection of two sparsely settled town roads and faced undeveloped park area which included two reservoirs, carefully protected against transgressors and unsanitary conditions. But the house?—an eyesore and deserted, nobody wanted it. Nobody saw the possibilities behind its ugly 1880 lines—and the barn, and the fence—well, to most people, they were just things to burn up or tear down. The same day the old house was found, inquiry was made, and in three days the sign on the tree was down and activity started.

After seven years of combing and recombing many miles on Long Island within easy reach of New York City for an old house in a wooded setting which would lend itself to renovating or rebuilding into a livable country home, this humble 1880 model belongs to a little family of patient searchers. And, believe it or not, it lay only about two miles distant from where they had lived all of this time, and only about thirty-five miles from mid-town Manhattan! Now, what to do with it was the big problem.

It was late autumn, 1934, and the simple boxlike structure, grossly out of proportion with its single rear wing, stood out nakedly against a bare background. Paint had not been applied in more than a score of years; window panes were broken; gaping holes opened through the deteriorated shingled roof; bricks were missing from the chimneys; and an old Victorian porch appeared to remain in place only by the "Grace of God."

Had the new owners visions of a mansion, they, like so many others, would have passed this old house by, for this was impossible, even at excessive cost. But with a modest New England type farmhouse in view, there seemed to be several possibilities, even though to certain friends the whole idea was just a "good laugh."

The interior of the house was equally as discouraging as the exterior. Such plaster as remained was buried under years of dirt and smudge. Single sheathing floors were covered with layers of newspapers, worn-out carpeting, and patches of linoleum. A pump, a rusty iron sink, and an old range stood in the rear wing, which had been used as a kitchen. The cellar was a circular, brick-walled hole, ten feet in diameter, piled high with boxes and bottles of every description. There were no fireplaces nor furnace, and if there had been heating stoves, they had been removed. Sanitary facilities, such as there were, were about fifty feet to the rear.

While this combination of things had appeared hopeless to many, to the new owners it meant merely a few hours more housecleaning, and the necessity of starting a little nearer "scratch." The things that attracted their eye were that the roof ridges were true and level; that the foundation sills and first floor joists were sound throughout; and that the basement was as dry as powder.

Of course, if they had been looking for something they could have moved into immediately and then altered by stages, this place



OR SALE"

would have been out of the question. Likewise, if they had anticipated spending only a few hundred dollars in improvements, the purchase would have been a gross mistake, because, like many under such circumstances, they would have found themselves beset with inadequate facilities and intolerable inconveniences. But this was a question of either a new, modest home in the $6,000 or $7,000 class, or an attempt to secure all of the advantages of such a home, with the added touch of the "old," in an appropriate setting, by renovating an old home of modest proportions at a cost not exceeding the cost limit set for a house of new construction.

Approached from this standpoint, the purchase of the old house was a huge success. As renovated, the house incorporates every feature of simplicity, attractiveness, durability, comfort, and convenience that could have been built into a modern home of the same class, with the added charm of an isolated country setting—and at a cost of approximately $5,000.

There was no reason to rush reconstruction. In fact, the newly acquired property was something to play with for a while. Plans and specifications had to be prepared, and the interim thus afforded gave the owners and some of their friends hours of exercise and satisfaction in stripping the house for whatever was to be later. Down came the front porch and an old board shed at the rear. Down came all of the plaster within and up came the old floor coverings. Out of the window they went, together with rat and squirrel nests, to be carried off later in three large truckloads. By spring, as the result of an hour's work now and then, there was nothing left but the old frame shell, but it, with its wide pine sideboards, was true and sound, and held great possibilities.

Was it a case of wrecking or renovating, passers-by queried? For months the question went unanswered, as the fall and winter of 1935 went by with little or no progress apparent from the outside. However, with the breaking of the ice in the spring, 1936, the plans and specifications for renovation were completed. True, they were not as artistic as they might have been had a skilled architect prepared them, but they were basically

[*Please turn to page 53*]

Our HODGEPODGE departmen

PICNICS give a man a chance!

HARRY BOTSFORD

Too much equipment is worse than none, but a few simple and efficient articles are indispensable!

F. M. Demarest

One of the things that often comes in handy is a portable charcoal grill with a windshield arrangement, sometimes more convenient to set up than the building of an outdoor fireplace. The skillet handle folds back to make a compact package. R. H. Macy & Co. The picnic basket has just the essential fitments for four people: tin plates, unbreakable cups, knives, forks, and spoons. There is plenty of room for the food itself. A. Leipzig has this. The gallon vacuum jug, from Lewis & Conger, has a convenient spigot

THE Lady Who Knows claims that my methods of cookery are vaguely reminiscent of my bridge bidding policy: unorthodox and extremely weird. I suspect this claim is inspired by the fact that I cook in a kitchen sink and use a paint brush to prepare a steak for broiling. Nonetheless, I note that when an invitation is extended to partake of one of my outdoor meals, her acceptance is forthright—I can always depend on that—and her appetite unimpaired.

I feel deeply about picnics. As a child, I was exposed to a veritable plague of picnics where the standardized menu seemed to consist of cold meat loaf, anemic sandwiches, potato salad, lukewarm lemonade, and sticky layer cake that had invariably been damaged in transit. As I grew older I cherished a deep-seated dislike for picnics of this character and decided that when I reached a ripe old age I would sponsor picnics where real meals would be served piping hot, savory, and palatable in every respect.

Well, at least one youthful ambition has been achieved. My adventures in the delicate art and science of cooking are mostly confined to out-of-doors meals. Meals served in the open—and we usually start the practice about arbutus time and continue it until after snow flies—really give a man a chance to prepare food that is usually accorded a very ready acceptance by the sturdy appetites that accompany excursions of this character.

Perhaps at this point it would be well to explain about that business of cooking in the kitchen sink and the how and why of the entrance of the paint brush into the picture. But I would much rather talk about steaks. After all, we can't start cooking until we have the steak, can we?

I am downright fussy about my steaks. I prefer a porterhouse, although other steaks have their merits and readily lend themselves to my method of cooking. The steak should come from prime beef and it should be properly aged, refrigerated for at least three months. I like a porterhouse to be not too large, but cut at least two inches thick. It happens that we live in a small town, consequently we experience a certain difficulty in securing steaks having the desired attributes, which of course would not be the experience of the dweller in larger cities.

[*Please turn to page 82*]

BANGOR MAN CONCEALS CLOSET WITHIN CLOSET!

THE dining room of our home had a closet with the conventional panel door. By cutting out the upper panels and fitting in a sash and glass, then building a light box of wallboard and adding shelves, then attaching the same by hinges to the back of the door, I had the desired effect of a china closet or perhaps you might say a closet within a closet. By adding this box to the back of the door I in no way hindered the use of the larger closet. The total cost of the work including the painting was about twelve dollars —a small amount for a real convenience. —WILLIAM SIMMONS TYLER, Bangor, Maine



Male prowess at best on picnics ::

This month 100% male contributions

SEA flavor at "Fiddlers Green"

DAVID B. BANNERMAN, JR.

THERE is a body of salt water on the south shore of Long Island which fulfills the needs of many commuting sailors, who have only intermittent time in which to go sailing, and therefore do not require an entire ocean on which to hold a race. Great South Bay, the local shellbacks delight in telling you, has plenty of water in it, only it's spread mighty thin. However, it can exhibit a variety of moods which even a landsman never tires of watching, from glassy calm that seems to detach the distant sand dunes from the earth and suspend them in the air, to a seething fury in black and white, like Cape Horn seas in miniature.

There is little ebb and flow of tide, the bay being joined to the Atlantic by a narrow bottleneck channel, and consequently the small creeks emptying into the bay are navigable at low as well as at high water, without resort to long-legged piers and landing floats, and are therefore the habitat of innumerable boats. For this reason the most astonishing phenomenon may be seen during Regatta Week, when as much water as can be seen at one time may show no more life than a clammer or two and a few seagulls at one o'clock, and at one-thirty there may be 150 sails in the space of a square mile, appearing from nowhere. Even more incongruous it seems, when ashore, to see boats of fairly generous proportions idling down what appears to be a hayfield.

Photographs by the Author

[*Please turn to page 72*]

My wife and I "fuss"— and good comes of it



Story by J. E. ANDREW

MY WIFE and I fully, heartily, frankly, and openly disagree about flowers. The spat has reached such proportions that I have left her, florally speaking. We do have our agreements, however. We both like flowers. I think she is a swell gardener. Just like a woman, she doesn't say what she thinks, but she does me the honor of raiding my garden frequently and sometimes thoroughly, so I guess she rates me as a gardener of sorts.

She is an open handed bandit. I'll spend a year or two building up a good compost heap that looks like something the cat brought in, only to go home some night and find that Thomas, the third villain in the triangle, has carted off my treasured heap and dumped it in my wife's garden.

This is the way it came about. I used to be the head man around the garden. I could put what I wanted to where I wanted to when I wanted to. Then I'd go strutting in and ask my wife to come out and see the garden. Did I get a hand? I did not. There was a long dissertation on weeds. I was told that the tall plants ought to be in back, not in front, that pink flowers ought not to be placed next to red ones, that, for continuous color, flowers that bloom in the spring ought to be interspersed with posies that go to town in the fall.

The garden was either too blue or too yellow, and why set the flowers in rows when nature didn't? Why didn't I put roses right where I had a choice bit of lawn? Even the edges of the garden didn't escape the wifely eye. Why have them so straight when cute little curves would look so much better? Never mind the lawn mower, you can clip those spots with the shears—and so on far into the season.

Then, happy day, as many an unappreciated husband has done, I cast my eyes about and began to have ideas about an across-the-road

[*Please turn to page 60*]

Male garden results vs. female theories

THE HOWELL CO.

ON OUR COVER: The chaise longue in yellow sailcloth is from the Grand Central Wicker Shop; the curtains in the bay window are from Quaker Lace Company

Last year's won't do!

THERE is so much exciting new furniture for lawn and terrace this year that if you haven't an uncontrollable impulse to throw out all the things you have had before, at least you will want to add to your collection a few of the really new ideas. Take the wire mesh set at the top of the page; nothing could be more 1937 than the little love seat, chairs, and end table, all painted glistening white. The chair underneath is also white, with seat and back of bright red braid for springy comfort. The little table beside it has a blue glass top—so you'd be all ready for the Fourth of July. Another chair, ottoman, and table to match are of wood enameled white, with coated material in gay colors to cover the cushions. Diagonal stripes in an assortment of colors lend distinction to a roll-about lounge chair with adjustable canopy, which is light enough to move easily across the lawn. The wooden slat settee, shown below in the left-hand corner, is mounted so that it swings slightly at will.

Wooden slats enameled shiny white make the terrace set, shown on the opposite page, which goes with any type of house—Colonial, Modern, English. Over on the right, in the upper corner, is a sturdy chair of wood with seat and back of twill-weave cane. Directly below it, is a reclinette with large wooden wheels to make it easily movable, adjustable back, deep cushions covered with coated material, and canopy or not, as you choose. The glider to its left has cartridge cushions in alternating colors like blue

[*Please turn to page 53*

LORD & TAYLOR AND W. & J. SLOANE

GOLD MEDAL



GOSHEN MFG. CO.



DILLINGHAM MFG. CO.

Photographs by F. M. Demarest and Hedrich-Blessing Stud

LLINGHAM MFG. CO.



HEYWOOD-WAKEFIELD CO.

GOLD MEDAL





TROY SUNSHADE CO.

. & J. SLOANE



W. & J. SLOANE

FICKS REED CO.

House on 8′ of garde

PROBLEM: To put a sm
house on a steep hillsi
leaving as much garden spa
around it as was possi

DAVID MALCOLMSO

FLOOR PLAN ON PAGE 6

Richard J. Neutra, Archite
Peter Pfisterer, Collaborato



Luckhaus

HAVING bought the hillside lot back of our Santa Monica Canyon home to keep anyone from building above us, we began to think of putting a house up there. A small house near our home would be ideal for my mother.

"And I'll leave it all up to you," she said as she left California and returned to Massachusetts "Any kind of house you like, just so it is not modernistic."

The problem was: a house to be built on the steep slope rising sharply from the stream-bed and our home bordering it, without disfiguring the natural beauty of the hillside. Any cement retaining wall, any serious encroachment on the slope, was out of the question.

The new lot, only forty-five by ninety feet, but made tremendous by its mighty trees, was becoming with planting a far lovelier garden than had seemed possible when the only flora under the trees had been scrub willow, elder, and wild blackberries. Already the hillside was being terraced with sea boulders. Only one landscaping problem remained unsolved: a flight of public steps along the edge made it extremely difficult to plant a really proper accent at the far upper corner.

[*Please turn to page 63*]

Let 'em Can and Cook!

Anne and Mary Jane Bateman of Clarendon, Arkansas, with their toy electric range and a chocolate cake, fresh from the oven, which they baked especially for this picture

MARGARET MOORE JACOBS

REMEMBER when old Auntie Anne—the black mammy in Grandmother's kitchen—used to give you a little ball of biscuit dough and a thimble and let you pat biscuits to your heart's content? Many famous cooks were born under these Auntie Annes' guiding hands with thimbles for biscuit cutters, and I wouldn't be afraid to say there are lots of contented husbands today because of these practical elementary lessons in home economics.

Sometimes when I see little girls today and little boys, too, wanting to know what they can do on a rainy day, I wonder why more mothers don't go to the ten cents store and get a supply of tiny pots and pans and let 'em cook! For a dollar bill enough Lilliputian kitchen utensils can be bought to keep a half dozen children happy for days.

Of course, a toy range is ideal. There are such elaborate ones today—electric models that have only to be plugged in a socket—but, until Santa or the birthday arrives, find a little spot in your own oven beside your pie and biscuits for their little pans too!

I graduated in domestic science from one of the foremost women's colleges, but my cooking lessons really began baking cakes beside my mother. My little sister and I had a playhouse and a real little "wood" range, with a pipe and real chimney for the smoke to escape. But my fondest ambition in life was realized when mother tied one of her big aprons around my waist and let me stand on a stool beside her marble-topped work table and help her beat eggs with a wire whisk, cream butter—and, of course, "lick" the bowl.

F. M. Demarest

Miniature Mirro preserving outfit. The quart Kerr glass jar at the right shows by contrast the size of the four little Ball glass jars. Center—Tiny aluminum pots and pans. All are from John Wanamaker

I'm sure it took patience on her part, but maybe she thought it was worth it on her Silver Wedding Anniversary when I baked the silver wedding cake!

There are adorable little tube cake pans that hold just enough batter for a tea party cake. Angel Food is too uncertain, for you must remember these young cooks can not stand failure as we older ones can. If an Angel Food falls flat when they take it out of the oven, it's almost enough to break a youthful cook's heart. So, I always favor letting them try just a simple loaf—they're always eatable and even though they turn out to be a little heavy, they're delicious right fresh from the oven and not too rich.

Here's a good one for the beginners. It's so simple, not even any baking powder to be sifted with the flour. They think it's fun to call it

Gold cake

¼ cup butter 1 egg (be sure it's a big egg)
¼ cup sugar ½ cup flour

Get a set of graduated measuring cups in ¼ and ½ sizes which are much easier for them to handle. Let them work the butter with their little warm hands until it is creamy and moist. Then have a spoon not too big to add the sugar—a little bit at a time until it is all gone; then break the egg and drop it all in at one time, then beat and beat and beat some more. After it looks as smooth as ice cream, show them how to fold in the flour. Let them butter the little pan (show

[*Please turn to page 58*]

Do's and don't's for canners

MAJOR & MINOR

Edited by JULIA BOURNE
Home Economist, American Home Kitchen

TABLE OF WEIGHTS AND MEASURES

Fruit or vegetable	*Measure*	*Weight*	*Quart jars*
Red Raspberries	24 pt. crate	16 pounds net	8
Strawberries	16 qt. crate	22 pounds net	8
Cherries	16 qt. crate	22 pounds net	12
Peaches	1 bushel	48 to 50 pounds	25
String Beans	1 peck	6 pounds	6-8 pints
Carrots	1 bushel	50 pounds	40 pints
Corn	1 bushel	70 pounds	16 pints
Tomatoes	1 peck	14 pounds	7-9 pints

IT WOULD be foolish, of course, to spend hours in your kitchen canning rows of fruits and vegetables that you could just as well (and just as cheaply) buy at your corner grocery store next winter. Anybody could figure that out. But when there's a bumper crop, and you have the urge to "put something up," and perhaps a pet canning formula you'd like to conquer—then, by all means, can—but can intelligently!

Now let me be the first to admit that canning isn't as easy as scrambling Monday morning's eggs, but with all the good canning equipment on the market now it isn't half as involved as it used to be. And you really have something to show for your housewifely efforts, too. Impressive results that you can point to with legitimate pride.

We're showing some of this new canning equipment here, just to give you an idea of what's on the market that will help you. There's not room (nor would we undertake it) to go into a detailed description of how to use each separate appliance. Take glass jars, for instance. Some companies say to seal partially before you process; others say to seal completely. The thing to do is to use the recommendations of the manufacturer of your own particular product. Follow the directions as carefully as a doctor's prescription and you can't go wrong.

But one word of warning (I feel I really must say this)—please do not attempt to can meats and non acid vegetables unless you use the steam pressure cooker. There are potentially poisonous organisms in meat and non acid vegetables (like string beans) that can't be definitely killed unless you have an extremely high temperature, higher than the boiler temperature of water. In the steam pressure cooker it is possible to do just that. We've shown a dependable one here. Complete directions for using come with the canner. No need to have fear any more of food poisoning from home canned foods—if they are processed properly.

F. M. Demarest

For fruits and tomatoes the Nesco water bath canner with rack is recommended. Glass jars from Kerr Glass Jar Mfg. Co. (top). Let the mixer do the peeling and seeding. New colander and sieve attachment for the Kitchen-Aid (center, left). Pressure cooker, Ball Brothers Company (right). Precision instruments at left: scales, quart measure, jelly and candy thermometer, and the trusty Jelmeter ensure perfect results.

But for fruits and tomatoes you can feel perfectly safe in using what's called the water bath method. The jars are filled, placed on a rack, immerged in boiling water in the water-bath canner, and processed the required time. (See top photograph.) Of course you could improvise one yourself by placing a rack in a boiler or large kettle, but this one is ever so much easier to manage.

The electric mixer (center) has an excellent new colander and sieve attachment that pushes the pulp of the fruit right on through and saves out the skins and seeds. And you know that can be a tiresome job done by hand.

The new improved Jelmeter is worthy of mention here, too (bottom picture). How many times have we been puzzled and disappointed in jelly making! We follow the directions given for the different proportions of sugar and fruit juice, then cook it, test it, and then it doesn't jell! It may have been the

[*Continued on page 85*]

French confitures

Jams and jellies of the fresh fruit kind served on continental breakfast trays are slightly different from the American preserves that are somewhat thicker, sweeter, and not so abundantly "fruity" in taste—SUE MOODY

Recipe printed on back of each photograph

• apricot - raspberry and raspberry jams

Recipe printed on back of each photograph



• continental marmalade and jelly

Recipe printed on back of each photograph

• pear confiture pear honey

• mirabelles

• confiture de fraises

• brandied peach preserves

I. Demarest

French confitures

French confitures require less time in cooking, often use less sugar, and will sometimes combine two fruits in their making, to bring out the true flavor or allure of the predominant one—SUE MOODY

Photograph printed on back of each recipe

• brandied peach preserves

10 ripe peaches
1 cup cold water
4 to 5 cups granulated sugar
4 half-inch cubes Canton ginger
6 whole cloves
½ cup brandy
¾ cup pecan meats or English walnuts

DIP peaches into boiling water, then lift off the skins. Halve them and remove seeds. Allow fruit to simmer for 25 minutes with half the sugar added. When the peaches have a transparent appearance remove from fire and put peaches in a bowl, leaving the syrup on the range. Add remaining sugar, cloves, and ginger and cook until syrup is thick. Add brandy and pour over peaches through a sieve (to remove spices). Add chopped nut meats. Ladle the fruit into sterilized jars, cover with the hot syrup, and seal tightly.

Tested by THE AMERICAN HOME

• pear confiture
pear honey

3½ pounds pears
3½ pounds sugar
1½ lemons
1½ oranges
⅛ pound raisins
⅛ pound English walnuts

REMOVE seeds and stems from fruit—also skins from pears. Grind all together including rind of citrus fruits. Pour off juice and cover with sugar. Let stand over night. Cook the next day, about 35 minutes, until jam looks thick. Test in a cold bowl. When done add nut meats and pour into glass jars or earthenware pots. Cool and top with melted paraffin.

Pear honey

4¾ cups sliced pears (skins removed)
4¾ cups sugar
1 can crushed pineapple
Juice of 1 orange
Juice of ½ lemon
Grated rind 1 lemon and 1 orange
⅛ cup sliced Canton ginger

BOIL for 35 minutes all ingredients except ginger. Test in cold bowl and add ginger. If jam shows signs of thickening cook only 10 minutes more. Do not cook more than 20 minutes as fresh fruit flavor will be spoiled. Top glasses as you do for Pear Confiture.

Tested by THE AMERICAN HOME

Photograph printed on back of each recipe

• confiture de fraises

4 cups sun-ripe strawberries
3 to 4 cups granulated sugar, depending on the ripeness of the berries
Juice of 1 orange

WASH and stem the berries. Add half the sugar and cook for 20 minutes. Then add remaining sugar and orange juice and cook from 20 minutes to 30 minutes. Try a little of the jam in a cold bowl and when it begins to hold its shape remove from range. Be careful not to over-cook so that the berries will remain ruby red and fresh, and not become dark and shriveled. Turn the jam into small glasses, or any small container you wish to use. Cover with circles of paper cut to fit glasses and soaked in wine. When cool, top with melted paraffin. To give the jam a chic air, glue on wide labels with the name of jam written in French script, also your own name, that of your town, estate or farm, and the date. Later, as a Christmas gift, tie white paper caps over the tops of the glasses with narrow red ribbon or cord.

Tested by THE AMERICAN HOME

• continental marmalade
and jelly

4 oranges
2 lemons
Additional lemon juice

SLICE whole fruit very thin and measure. Add three times as much water. Boil 45 minutes. Replace liquid boiled away with water. Add 1½ cups of sugar for each 2 cups of fruit. (Use a kettle large enough to prevent boiling over.) Boil vigorously until syrup gives the jelly test: two reluctant drops that sheet together from the side of the spoon (10-12 minutes). For pleasant tartness now add 2 tablespoons of lemon juice and boil again for about 1 minute, and make second jelly test. To make orange jelly—after replacing the liquid boiled away, strain all through several thicknesses of fine meshed cloth, measure, add sugar as above, and cook as directed.

Tested by THE AMERICAN HOME

Photograph printed on back of each recipe

• compote de mirabelles

2 pounds small yellow plums
2 pounds sugar
1 cup blanched almonds

SPLIT plums, remove seeds but not the skins. Dissolve sugar in small quantity of water and when boiling add plums. Cook until skins have loosened (about 20 minutes), and the pulp is transparent. Dip out plums, placing them carefully in jars with the skins over the fruit. Cook syrup longer until it thickens. Remove from fire, add almonds, and pour over plums. Seal with paraffin.

Tested by THE AMERICAN HOME

• apricot-raspberry jam
fresh raspberry jam

2 pounds apricots
¼ cup water
2¼ pounds sugar
1½ cups raspberries

ADD water to apricots which have been soaked and pared. Add sugar and raspberries and cook until jam begins to thicken. Try in a cold bowl. Pour into glasses and top with melted paraffin.

Fresh raspberry jam

4 cups raspberries
4 cups granulated sugar
Juice 1 lemon

BOIL together raspberries and sugar until slightly thickened (about 25 minutes). Try in a cold bowl. Add lemon juice and cook a minute longer. Pour into glasses and top with melted paraffin.

Tested by THE AMERICAN HOME

Photograph printed on back of each recipe

Its special tantalizing flavor has made it famous!

A wholly new-type dressing that millions prefer

● A salad dressing with zest—but *not too much zest!* A dressing that is both velvety-smooth and fluffy in consistency. It's Miracle Whip—a wholly new type of dressing with a special tantalizing flavor that *millions* prefer!

Kraft's exclusive Miracle Whip beater is what made possible this skillful combination of mayonnaise and old-fashioned boiled dressing. This remarkable beater brings out all the subtle goodness of the costly ingredients Kraft uses . . . whips up the dressing to a new fluffiness never attained before!

Taste Miracle Whip's "just-right" piquancy on a salad today. See how that special flavor brings out the goodness of your salad fruits or vegetables—makes even the simplest combination taste new and more tempting.

"THERE'S A SUBTLE 'DASH' TO ITS FLAVOR NO DRESSING EVER HAD BEFORE! THAT'S WHAT MAKES MIRACLE WHIP SALADS DIFFERENT."

Fruit Bouquet Salad

From Mrs. Edward Vilas Platt's repertoire of Miracle Whip salads comes this smart Fruit Bouquet Salad that is so easy to make. Arrange nests of crisp lettuce on a large serving plate. Place a pear half on each, and fill the center of the pears with Miracle Whip Salad Dressing. Garnish each mound of dressing with black Bing cherries and fresh strawberries. "Miracle Whip's flavor," says Mrs. Platt, "has just the *right* piquancy for fruit as well as vegetable salads."

far more of the costly ingredients in this new type of salad dressing

Not even a skillful cook can produce the best results with a recipe that skimps on expensive ingredients. Remember that when you consider trying a "bargain" dressing. The Miracle Whip recipe calls for *far more* of the costly ingredients than ordinarily used in salad dressings. *That's one reason why Miracle Whip outsells the next 20 leading salad dressings combined!*

HEAR THE KRAFT MUSIC HALL PROGRAM. Bing Crosby, Bob Burns and famous guest stars! Thursday nights, N. B. C. Stations.

Copr. 1937 by Kraft-Phenix Cheese Corporation

A Nurse

meets all sorts of Bathtubs

WHEN Clara L. Collins goes on a case, Bon Ami goes, too! "I always carry Bon Ami with me," she writes. "It makes labor easy, is odorless and does not scratch. Economical, a little goes a long way. It looks so clean and is pleasant to work with. I have used it on new and old porcelain, tin, zinc and wooden tubs. It is a boon to a nurse who must work fast and efficiently."

Bon Ami is particularly proud of the many letters it has received from nurses. For these women not only insist on utmost cleanliness—they must get it in a hurry! Take their advice, use Bon Ami in your home, too. You'll like the way *it polishes as it cleans* and leaves no rough spots behind to catch dirt and germs. And you'll be grateful for the way Bon Ami saves your hands and nails.

Bon Ami

saves time and work

"hasn't scratched yet!"

Copr. 1937, The Bon Ami Co.

Last year's won't do

[Continued from page 44]

and orange, brown and yellow and other gay combinations.

Do you remember the low, snow-shoe terrace chair of a few seasons ago? Here is the 1937 version, of reed laced together with colored tape. The seat has a canvas holder on the back for magazines, knitting, and so on. Beside it is an easy-to-carry rack for extra cushions, which, when turned on its end, makes a convenient low table. In the lower left-hand corner of the opposite page is a folding chair with blue slat seat, and a table with hurricane lights attached so they can't slip off when the table is moved about. The vagabond hammock in the lower right-hand corner comes in a variety of lovely summer colors and packs into a small package so that it can be carried conveniently in your car.

This property for sale

[Continued from page 41]

sound and accurate in all detail.

To the owners, it was all-important that lines and proportions be correct, and that only the highest grade materials go into the construction. Also, that the ultimate in conveniences be afforded. In other words, it was aimed to produce a quaint little farmhouse, affording modern conveniences, which would require minimum attention or maintenance expense over a long period of years.

The plans for remodeling called for several fundamental changes —a center enclosed hallway of the "Home Sweet Home" type, with a double landing and a Colonial balustrade near the bottom, replacing an old rear, enclosed stairway; a two-story addition, 5½ ft. wide, across the entire rear of the house, after moving the old rear wing back this distance; and the construction of a new one-story lean-to annex on the north side of the relocated rear wing to form a kitchen.

Other features of the plan called for carrying forward in a low sweep the roof of the rear wing to form, with peeled cedar columns, a ground-level side porch; a rich-appearing Colonial front door and frame, with special features incorporated to take it out of the "stocked" variety; a Dutch Colonial side porch door, made to order along authentic lines; boxed-in cornices throughout; fir gutters; rigid-slat shutters on all windows; antiqued asbestos-cement shingles on all hipped roofs; and good old-fashioned, heavy gauge tin roofing on all light-pitched roofs.

It is of interest also to note that the specifications called for zinc termite shields on all new piers and foundation walls; for wire gauze and cinder-concrete rat-proofing and firestopping in all exterior walls and all interior partitions; for rigid-type insulation on all exterior walls and flat roofs; for rock wool, batt-type insulation above the ceilings; and for zinc weatherstripping for all doors and windows. The importance attached to proper exterior painting is seen in the fact that the specifications called for three coats of the highest grade white-lead white paint obtainable, to be applied only after the original surfaces had been scraped, burned, or cleaned, as necessary, to provide a smooth surface.

The layout planned had to be evolved out of the 26-ft. by 14-ft. main house and the 12½-ft. by 13-ft. rear wing, plus the additions. The main body of the house provides a dining room and an old-fashioned parlor bedroom, separated by a centrally located vestibule and walled-in stairway. The old rear wing, together with the new 5½-ft. extension between it and the main body of the house, provides a living room 12 ft. by 17½ ft.; linen, cleaning, and clothes closets; and a downstairs washroom.

The kitchen provided is 12½ ft. by 7 ft., and is modern in every respect,



You can sleep soundly, restfully, right through the most blistering heat wave—if your home is insulated with J-M Home Insulation. And in winter your rooms will be easier to heat; your fuel bills reduced.

FREE BOOK tells the whole fascinating story . . .

Explains how J-M Rock Wool can be blown scientifically into empty walls and attic spaces . . . how it helps keep heat *out* during the summer—and *in* during the winter. It tells you why your home, insulated the J-M way, will be up to 15° cooler on hottest days—why it will be easier to heat in the winter—why fuel bills will be reduced up to 30%.

This fascinating Free Book also explains why Johns-Manville Rock Wool gives maximum insulation benefits.

It is installed by your local J-M Home Insulation contractor, a *trained* expert. Practically all work is done from the outside. When the job is finished, the small holes necessary are sealed up without trace.

You get full thickness, correct density, a uniform barrier to the passage of heat. No voids or thin spots, no "fluffed-up" areas mar its efficiency. J-M Rock Wool won't rot, corrode or settle.

Don't wait until the next heat wave turns your house into an oven; send for the Free Book today. Mail the coupon.

FASCINATING FREE BOOK
tells how you can beat the next heat wave by insulating now with J-M Rock Wool. Shows you, also, how much more easily and economically you can keep your house warm and cozy next winter. Mail the coupon below.

You can finance your J-M Rock Wool Home Insulation with convenient monthly payments under the terms of the J-M Million-Dollar-to-Lend Plan.

JOHNS-MANVILLE

Ful-Thik Rock Wool Home Insulation

MAIL THE COUPON FOR FASCINATING FREE BOOK

JOHNS-MANVILLE, Dept. AH-7, 22 East 40th St., New York. Send FREE illustrated book telling whole amazing story of J-M HOME INSULATION. I am interested in insulation for my present home ☐; for new construction ☐ (please check).

Name_____

Address_____

City_____ State_____



"NEW AMERICAN" HOME *designed for Mr. & Mrs. F. W. Shackelford*

J. LINERD CONARROE, *Architect*

"Easy on the Eyes"

SAYS MRS. F. W. SHACKELFORD—CHESTNUT HILL, PA.

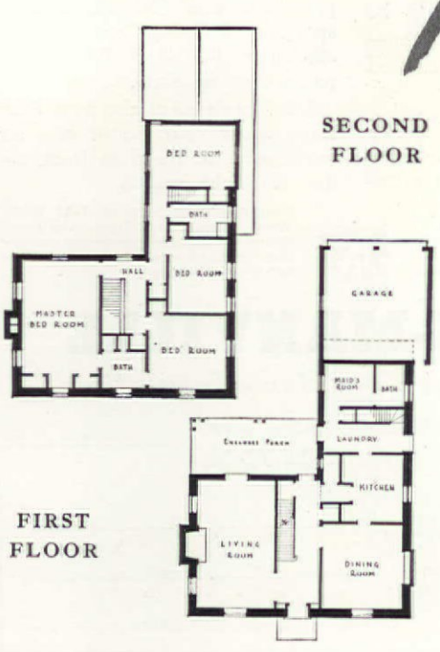

● "When we planned to build we insisted upon a '*New American*' Home—designed from the inside out.

"We built the house around some lovely old trees, and arranged the main rooms so that they are nearly always flooded with sunlight.

"We owe our thanks to the architect, Mr. J. Linerd Conarroe, for specifying lighting fixtures and lamps so placed that eye-comfort prevails throughout. The dining room lighting is unusually pleasing. Instead of side lights alone, there is a lovely indirect ceiling light which also supplies light for the table. We believe our home is 'easy on the eyes'.

"The electric kitchen is my special pride and joy. It's a pleasure to work in, and so easy to keep clean. Our General Electric automatic heating system runs as smoothly as a fine Swiss watch. I am happy to say that if I were building our home all over again I wouldn't change a single detail."

Mrs. F. W. Shackelford

Mrs. F. W. Shackelford in the garden of her Chestnut Hill home

In "NEW AMERICAN" Homes Electric Servants Do the Work

There are no dark corners in the Shackelford home. Scientifically planned lighting creates a cheerful atmosphere in every room. The lamps used are G-E Mazda—the kind that stay brighter longer. G-E lamps of correct wattage, properly used, help eliminate eye-strain—and nervous tension.

There is a G-E Mazda lamp for every need. It's sound economy to keep a generous supply always on hand.

G-E Home Wiring Saves Money

G-E Home Wiring (Planned Wiring) is a revolutionary improvement over old-type wiring methods. It gives you a home wired for a lifetime. It eliminates the nuisance of blown-out fuses and provides adequate wire sizes, switches, and outlets. Circuits are controlled by individual circuit-breakers on each floor, thus eliminating fuse boxes entirely. No home is truly "*New American*" unless it has G-E Home Wiring.

Help for Home Owners

Why not come to headquarters with your home building or remodeling questions? The General Electric Home Bureau does not furnish plans. But its staff of experts will go over your blueprints without cost—and will supply you and your architect with authoritative information on the newest and best electrical installations and materials. We will help you make your present or future home "*New American.*"

Whether you plan to build or remodel, it pays to consult a good architect. He can save you many times his modest fee. The General Electric Home Bureau, 570 Lexington Ave., New York City.

USE THESE GENERAL ELECTRIC HOME SERVANTS

Dishwashers
Disposall Units
Disc Stoves
Electric Cookers
Food Mixers
Hot Plates
Ranges
Refrigerators

•

Chafing Dishes
Coffee Makers
Percolators
Sandwich Grills
Toasters
Urn Sets
Waffle Irons

•

Electric Blankets
Heating Pads
Room Coolers
Sunlamps

Air-conditioning
Gas Furnaces
Oil Furnaces
Electric Irons
Ironers
Washers

•

Clocks
Fans
Radios

•

Curling Irons
Immersion Heaters
Radiant Heaters

•

Christmas tree lights
Floodlights
Photo Lamps
Mazda Lamps
Vacuum Cleaners
Water Coolers

The Shackelford kitchen is small and compact. Wasted steps are eliminated. It has a General Electric Range, Dishwasher, Disposall (waste unit), Refrigerator and Fan.

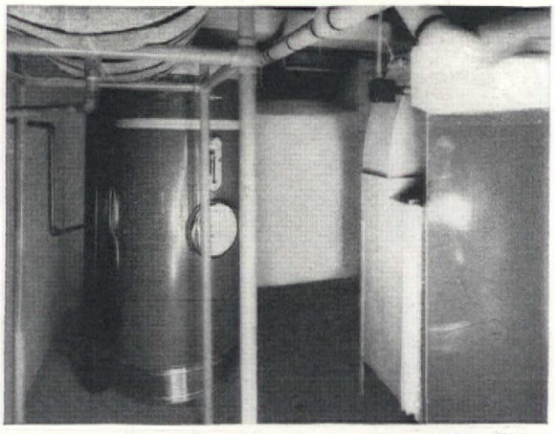

The heart of the Shackelford home is this highly efficient General Electric heating and winter air-conditioning system.

The Home (Planned) Wiring System of the Shackelford house assures full current for every one of its 52 outlets, eliminates blown fuses, provides adequate circuit breakers and switches conveniently placed.

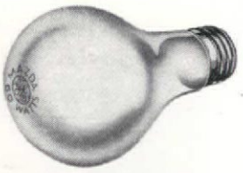

BETTER LIGHT—
BETTER SIGHT

When you buy lamps for your home—do the smart, economical thing—insist on Mazda lamps made by G-E—the kind that stay brighter longer.

FREE! A handsome "New American" Home folder full of valuable facts on home planning, modern wiring and electric equipment. Send for your copy today.

AH-7-37

General Electric Home Bureau
570 Lexington Ave., New York City

Please send me your FREE "New American" Home folder.

Name.....

Address.....

GENERAL ELECTRIC

RESEARCH KEEPS GENERAL ELECTRIC YEARS AHEAD!



● *"Excuse me for getting personal—but haven't you gone pretty far with this nose idea? Enough is enough, I always say... It's none of my business, of course—but what's a nose like that for?"*



● *"You don't tell me!...You fill it full of water on a hot day—yes, yes, go on...Then you throw it up over your head and give yourself a shower? Boy!... Well, I must say you've got something there!"*



● *"Don't try to sell me one though! Nope—I've got my own system. A soft cooling sprinkle of downy Johnson's Baby Powder... no prickly heat or rashes or chafing after that kind of shower!"*

● *"Take one feel of Johnson's Baby Powder—you'll see why it keeps my skin so healthy and smooth!" Healthy skin is the best protection against skin infections. Mothers! Johnson's Baby Powder is made of finest Italian talc—no orris-root... Remember Johnson's Baby Soap and Baby Cream, and for tiny babies, the new Johnson's Baby Oil—stainless, not sticky, and cannot turn rancid.*

Johnson & Johnson
NEW BRUNSWICK NEW JERSEY

with built-in cupboards and ironing board; a continuous linoleum-covered, aluminum-trimmed dresser, 9 ft. long, with door and drawer-enclosed front; all chromium-plated hardware; and three chromium-trimmed recessed ceiling lights, so located that all working areas are fully illuminated at all times.

The second floor of the house, together with the 5½-ft. extension, was laid out to provide two bedrooms; a hall, 5½ ft. wide by 10 ft. long, centrally located about the stairs; three large clothes closets; and a bathroom, 5½ ft. wide by 8 ft. long. And what a simple, yet attractive, bathroom, with walls covered with ivory-colored, square, glazed tile to a height of 4 ft.; an unglazed tile floor of the same color; white china fixtures; chromium-plated plumbing and hardware; and a mirrored door.

But you will begin to wonder where the "old time" aspect was employed in the house. Well, everywhere except in the kitchen, the lavatory, and the bathroom. The front, or main body of the house, is done in the richer Colonial, with plaster walls, white Colonial trim, wide oak plank flooring, and polished brass hardware and lighting fixtures throughout. The single important exception to this is in the front vestibule and upstairs hall, where old wide pine planking, secured from a house reputed to be approximately 200 years old, is used for the flooring. Both the vestibule and the hall have plaster walls, while the entire stairway is faced with wide pine boards painted white. Another exception which bears mentioning is the old mercury (lustre) door knobs for both the front and side doors, and, lest I forget, let me point out here the old small twin coach lights at the side door, and the one larger coach light at the front door.

The living room throughout has old, wide pine-board walls and ceiling, secured from the old house mentioned above, painted white; the ceiling being provided with a series of hewn beams stained a weathered brown. The floor is wide oak planking, screwed and plugged in place, while other features include batten-type doors, with old strap hinges; a half-high linen closet, constructed throughout with more of the old pine boards and hardware; and a built-in wall table, for breakfast use, which, when closed down, forms a part of the board wall.

And as if these permanent details were not enough to give one that "long ago" feeling, yet with all the comforts and conveniences of modern home construction, the entire house is practically fitted throughout with hooked rugs and with old, if not truly antique, furniture and glassware. An interesting thing in this regard is that the furniture and glassware are a collection of the owners over a period of approximately twelve years—years of anticipation and hoping for "that little country home," away from the development atmosphere, beneath the shade of some old maple trees—and represent careful purchases in practically every state east of the Mississippi and north of the Mason and Dixon line.

Ultimate plans for the house, provided for initially but curtailed because of the immediate increased expense involved, call for a 14-ft., story-and-one-half addition to the away-from-the-street end. This, with the removal of the present old end wall, will provide a 25-ft. living room with a large Colonial fireplace, and a low-ceiling master bedroom of the same size.

When this addition is made, the present living room, with its old wide-board walls, will become the dining room, and what an ideal setting for the old cherry drop-leaf table, the ladder-back chairs, the old corner and Welsh cupboards, and the Westward-Ho and Lion glass. In the living room will then go the highboy, Victorian love seat, Governor Winthrop desk, and a group of old chairs including comb-back Windsors and a Boston rocker. So throughout, things will eventually find their originally planned setting, even more favorable than that at the present time.

Yes, the whole job was a success if contentment within and favorable comments from without are any indication. However, a warning note is in order to the uninitiated who would be interested in renovating or rebuilding an old homestead. It can be done, but anyone who has tackled it on a sizable scale has learned that it takes time, reasonable expenditures, sound judgment, and a lot of patience and determination. In the case at hand, a combination of circumstances contributed to the success. The owners knew good construction and how to secure it. In addition, they knew what they wanted, found a way to finance it, and would not be deviated from their course by friends, modern home builders, and home financiers, who said "Why don't you tear it down and build new along old lines?"

And that is not all. The one who would renovate or rebuild, based on the experience in the project described, should have complete, detailed, and airtight plans and specifications, with a rigid understanding about "extras," both for smooth progress of the work and for his protection. Such plans and specifications were provided for the work on

The surprise is the price...

$48.50 for an Eastman 16 mm. movie camera



CINÉ-KODAK "E"

AN EASTMAN 16 mm. camera for movies in black-and-white and full-color Kodachrome, so complete and versatile that it covers the whole range of your picture-taking needs.

Examine it—and you'll decide that there never was a better movie camera investment than this new Model "E." Fixed focus—which means you just aim and shoot. Famous precision-made Kodak Anastigmat *f*.3.5 lens. Three speeds — Normal, Intermediate, and Slow Motion. A simplified gate, which enormously facilitates loading. This new model takes all 50- or 100-foot 16 mm. Ciné-Kodak Films.

Here's the 16 mm. movie camera so many have waited for—at a price almost everybody can afford. Get your dealer to show it to you today. He also has the Ciné-Kodak "K," at $88.50, and Magazine Ciné-Kodak, at $125, in this same 16 mm. line . . . Eastman Kodak Company, Rochester, N. Y.

SPECIAL FEATURES

★ Supplementary footage scale beside the finder image—enabling you to gauge scene length and film supply as you sight and shoot.

★ For ready reference when you are not actually running the camera—the customary and clearly legible footage indicator.

★ Model "E's" triple-speed device gives you a full range of picture effects. Fast action shots can be shown in slow motion.

★ You don't have to bother with "threading" the film in "E's" simplified gate—just press it back and slip in the film.

THIS NEW MODEL "E" MAKES MOVIES IN GORGEOUS FULL COLOR WITH KODACHROME FILM . . .
NO EXTRAS TO BUY, NO GADGETS—EASY TO MAKE AS BLACK-AND-WHITE

Now Free! THIS VALUABLE BOOK



TAKES THE GUESSWORK OUT OF HOME DECORATION

DO YOU KNOW—

- —How to plan a room?
- —How to make your ceilings look higher?
- —How to make your room look longer?
- —What color should predominate in a room?
- —What rugs are best for a dining room?
- —What colors to use in a North or South room?
- —How to brighten a dull room?
- —How to care for a rug?

RUGS COME FIRST

Your rug is your largest single furnishing. Its style and color *must be right*. World-famed decorators approve Artloom's lovely rugs—available in 57 exquisite designs and many colors. An exclusive weaving process and finest materials assure years of wear. Yet these fine rugs are not expensive! See them at your dealer's today.

(Rugs woven by Artloom's exclusive process in Canada are made by Harding Carpets Ltd., Brantford, Ont.)

World-famed decorators answer your questions

SEND COUPON TODAY

In this valuable book, "Your Rugs Come First," you get the authentic advice of famous decorators—Elsie de Wolfe, Cecil Beaton, Anne Tiffany—who have decorated houses for distinguished people here and abroad. Yet *you* get this expert advice FREE!

Yes, *at no cost*, you can have this attractive book containing authoritative articles on interior decoration. It gives you help in solving your own decorating problems. Nine practical rooms are actually designed for you! It helps you with rug buying—advises you on care of rugs—leaves nothing to guesswork! It will save you many costly mistakes.

Limited edition—so be sure to send coupon for your copy today!

ARTLOOM RUGS

Artloom Corporation, Dept. A-3
Allegheny & Howard Streets
Philadelphia, Pa.

Please send my *free* copy of "Your Rugs Come First"

Name_____

Address_____

City_____ State_____

the old house described in this article and proved indispensable. Time and again those carrying out the work ridiculed or belittled details desired by the owners, and sought to evade them, but what was desired was in black and white and was insisted upon.

The old board walls of the living room were the unending joke of the carpenters, but they went in and are now the delight of all who see them. The same was true of the old board floors of the vestibule and upstairs hall. The old strap hinges were ridiculous, but they finally went in. The old batten doors, specified and furnished, were actually thrown out on the waste pile, but were finally installed under protest by men who had little appreciation of their value, and who found it much easier to work with new materials. The type of interior Colonial trim, with a crown moulding, was nothing but a dust catcher to the contractor, who held out for days for a less expensive, less attractive and appropriate trim. And so it went with detail after detail, but the owners had specified, or had reserved the right to select, and the features went in as they desired.

In closing, let me say, it can be done. But let him who would undertake a sizable restoration or renovation project do so sensibly, with his eyes wide open, and be well prepared to meet every eventuality if he expects to gain his personal desires, and to avoid disappointments and unanticipated costs.

Let 'em can and cook!

[*Continued from page 47*]

them how but don't do it for them) and sprinkle a little flour over inside of pan. Bake in a slow oven. Be sure to help watch the oven—take a peek when they're not looking—if you want to save a burned bottom on the cake and tragic disappointment to a little miss. Baking time will be about ½ hour.

This Pound Cake doesn't need any icing, but if they want to ice it, let 'em. Most little appetites favor chocolate icing. There are several simple "uncooked" ones that are fun to make.

Give them a little cream in a bottle and a few tablespoons of powdered sugar and do get a miniature Dover beater that will fit in a glass measuring cup (the glass one won't be always turning over like an aluminum cup). Let them beat the cream, and here's a good chance to save a future cook some real grief. Caution about whipping cream to butter (experienced housekeepers do this very thing—haven't you? I have). After whipping the cream, add a few drops of melte butter (makes icing shiny), th powdered sugar, and one of thos smallest squares of bitter cho olate. The new cakes of chocola are divided in two, you know Show them how to melt it fir over hot water, and give them th vanilla bottle—just a drop wi be enough—but let them drop don't measure it out, that rui the fun. This icing can't get ha before they get it spread on, they can smear and decorate long as they wish. (But it's ha to teach patience here; eati seems to be the foremost thought

While the baking is taki place, the tea party cups a saucers may be gotten out, t tea pot filled with milk ready be poured, and don't forget t napkins. Making the latter m become another rainy day ta I saw adorable ones, small bl and white checked gingham, so little friends of mine made. Cu ting them out with mother's n pinking scissors makes such pretty ravel-proof edge, and them they had embroidered th own designs in pink floss. O looked like a rose to me, but was informed it was a peo They launder them themselv and press them with their t electric irons. Thus, a doll party may become a lesson in the household arts: cooking, se ing, washing, and ironing! A dish washing, the major hou hold art. Now don't spoil it by cleaning up after them. them do that too.

Small pie pans are availa Better get two—for sometim Brother may want to make apple pie too—or Sister mi want to surprise Daddy with she made all by herself for dinner. Maybe the crust won't quite as flaky as yours, Daddy may think it's flakier, cause she made it. Daddies funny that way about daugh —you may have found!

Let Sister make her pie cr early and wrap it in a piece wax paper and let it chill sev hours before she bakes her While she is waiting for it to cold maybe she will want to w and pare her apples and h them all ready for the fill Apple pie is wholesome and e too—and it's wonderful to be lowed in Mother's spice cab for cinnamon and nutmeg.

Her first pie crust will take

½ cup flour
Pinch salt
¼ cup fat
Ice water

Here's your chance to give y daughter a heritage money ca buy. How to make a *good* p a universal recipe to keep bands home and happy. You member when Billy Boy's Mo (in the nursery song) asked if *she* could make a cherry p

Watch It Boil!

You can SEE THROUGH this New Glass Double Boiler...

It's the latest miracle in Pyrex Brand Flameware —a glass double boiler that cooks right over the Open Flame . . . !

REX FLAMEWARE DOUBLE BOILER. Each unit makes ideal ucepan. 1-qt. size (bottom 1½ qts.), $3.45. 1½-qt. size ttom 2 qts.), $3.95. Complete with cover. Bottoms may purchased separately.

Think of the joy of a *transparent* double boiler!

No need to stop your work every few minutes and peer into the bottom to make sure it isn't boiling dry. You can look right through this marvelous glass utensil and *see both pans at once.*

The Pyrex Flameware Double Boiler is perfect for preparing baby feedings. Grand for hollandaise sauce and other tricky foods. Improves old stand-bys such as cereals . . . steamed puddings . . . boiled custards.

Two pots in one! Each unit of the Pyrex Double Boiler is a complete saucepan for use over the open flame.

The lower part of the 1½-qt. double boiler is an ideal deep saucepan of 2-quart capacity. Use it for boiling potatoes, cabbage . . . for making soups. The upper part holds 1½ quarts. You'll enjoy cooking chicken à la king, creamed eggs, asparagus, rhubarb in this clear glass dish.

It's easy to clean Pyrex Flameware. These sparkling glass utensils need no scrubbing to keep them bright and sparkling. No dent or tarnish spoils their shining brightness.

A small flame in the bottom of each Pyrex Flameware dish identifies it. Look for the trademark and one-year replacement offer. Corning Glass Works, Corning, N. Y.



REX FLAMEWARE SET. 1-qt., 1½-qt. saucepans, 7" frying , with detachable chrome handle, $2.65. Separate sauce-s, 95¢ and $1.25, frying pan, 75¢, with black handles.



PYREX OVENWARE OVAL BAKER SET. 1-qt. and 1½-qt. Oval Bakers with flat utility cover which fits both dishes, giving two casseroles, $1.85. 1½-qt. and 2-qt. sizes, $2.25.

PYREX T.M. REG. U.S. PAT. OFF **FLAMEWARE** FOR TOP-OF-STOVE USE **OVENWARE** FOR USE IN THE OVEN

WELCOMED...

IN MODERN HOMES EVERYWHERE

CRANE *Neuvogue* . .

● Announced—yesterday! Today, the new Crane *Neuvogue* is the choice of modern Americans from coast to coast. People want it—and buy it—for its fresh modern charm. It's the year's biggest news in bathrooms.

And no wonder! Every clean-sculptured line of *Neuvogue* fixtures . . . every gleaming, satisfying plane . . . shows the hand of the master designer, Henry Dreyfuss. Here, truly, is a major achievement in making utility beautiful.

But beauty is only part of the *Neuvogue* story. You'll delight in the wonderful new conveniences that Crane craftsmanship brings you . . . the finger-tip controls, the many extra refinements and advantages. And behind each *Neuvogue* piece stands an assurance of lasting worth . . . enduring value . . . because Crane builds every part of every product.

Neuvogue might have been designed for a king . . . yet it is priced for those who must keep an eye on the budget. See *Neuvogue* fixtures at one of the Crane Display Rooms . . . and consult your Master Plumber about installing a *Neuvogue* bathroom in your home. The coupon will bring you a free copy of our handsomely illustrated booklet describing *Neuvogue* fixtures in detail.

CRANE

CRANE CO., GENERAL OFFICES: 836 SOUTH MICHIGAN AVENUE, CHICAGO

Branches and Sales Offices in One Hundred and Sixty Cities

VALVES, FITTINGS, FABRICATED PIPE, PUMPS, PLUMBING AND HEATING MATERIAL

Crane Co., 836 South Michigan Ave., Chicago, Ill.
Please send me your new booklet, "*Neuvogue* for the Modern Bathroom."

Name.....

Address.....

City.....State.....

My Master Plumber's name is.....

A. H. 7-37

and when he answered, "Quick as a cat can wink it's eye," Mama gave her approval to the match. So start early with little Sally or Mary—so she'll be eligible. Of course, most everyone can make pie paste, but lots of 'em cannot make *good* pie paste. The secret lies in using ice water (and not too much), chilling dough, and quick handling. Such fun for little rolling pins and pastry boards and small hands!

Have a special drawer in one of your kitchen cupboards for their pans and measuring cups and spoons. You might include a few smaller tea towels and a dish cloth or two for cleaning-up time—which is good practice.

Have you ever done anything as wonderful as pulling taffy? Really—cooking taffy to just the right point almost requires a mother and a candy thermometer. So some rainy Saturday afternoon invite the neighborhood children into the kitchen and make taffy, and let them butter their fingers and pull—I'll guarantee they will think you are wonderful. And enough taffy for the whole neighborhood won't cost as much as a couple of movie tickets. Brothers as well as sisters are right there when it comes to pulling taffy!

Pull-proof taffy

2 cups sugar
1 teaspoon lemon extract
2 tablespoons vinegar
1 teaspoon cream of tartar

Add a little water to moisten sugar; boil with vinegar and cream of tartar without stirring, until brittle when tried in cold water (265° F. if you use a candy thermometer.) Add flavoring. Turn out quickly on buttered plates. When cold enough to handle, pull until white and cut into pieces. Don't forget a small bowl of butter for their fingers—makes taffy pull so much better and does not seem so hot.

After baking their own cookies, the cookie jar takes on added importance. I wouldn't advise letting the littlest ones handle the hot cookie tin. Little fingers are tender and burn very easily. But the mixing and rolling is so glamorous to small brown and blue eyes. Brother likes to be around for this big event, too, and makes a good sampler. But sometimes he—as well as the cookies—have to be watched.

These plain vanilla cookies are a good basic recipe. At Christmas time a pecan may be placed on top, or for Valentine's Day they can be cut with a heart cutter with a dent put in the middle to hold a little red currant jelly. For St. Patrick's Day a paper shamrock pattern may be traced and laid on dough and cut out, and a little of that sparkling green sugar, one can buy at any confectionery store, sprinkled on to before they are baked makes 'e taste so much better. Hallowe' offers unlimited possibilities f youthful caterers: pumpkin face teeth, eyes, and so on.

And those beloved gingerbrea men, with raisins for eyes a buttons down their plump, fr grant tummies, will always ha a spot in big and little children hearts. This is a good simpl nourishing basic recipe. Ging and spices may be added vary it:

Sugar cookies

½ cup fat
1 cup sugar
1 egg
¼ cup milk
2½ cups flour
3 teaspoons baking powder
Few drops vanilla

This makes a generous batch cookies, but it's nice to let t children make it up and sto part in the refrigerator until ne Saturday's baking. It keeps we wrapped in waxed paper. course, you know how to sho them about creaming the fat a beating in the sugar and who egg. Add milk and flour a baking powder (sifted togethe alternately. (They adore siftin flour.) It makes a soft dough. L them do the rest—rolling, cuttin etc. Don't forget a little sug sprinkled on top before baki makes 'em shine! You'll have help with the baking proce Mother, because remember ove *are* hot!

I haven't given any oven ter peratures—because they are rath complicated for young cook brains! I'm sure all you grow ups have your own oven char to go by and will help with th part of the baking.

For special entertaining t young hostess may want to t her hand on a prepared gelat dessert to serve with her cooki The little aluminum molds th one may order with the tops some of the packages and a lit change are just right for o package (4 molds).

My wife and I "fuss" and good comes of it

[*Continued from page 43*]

briar patch. In the best manner could dig up. I began "the buil up" on my neighbors and fina made them a proposition. I pay the taxes, can I use yo lot?" "What for?" asked t neighbors. "Well I sort of figur I'd put a flower garden ther Much to my delight my suit w accepted with, "Go ahead all y like and never mind the taxes.

Liberty is a sweet thing. I we home and announced that I w free now (florally speaking); th



WHEN YOU'VE WORKED AND SAVED FOR

A Home of Your Own

DON'T LET "CHEAP" PAINT SPOIL IT

HINK of the years of planning, of all the things you've gone without so might buy your home. It means so h to you...don't let it be spoiled by ap" paint.

or "cheap" paint *can* spoil a house. If doubt it, look at the left-hand side of photograph. See how the paint has ked and scaled, leaving the wood osed.

s the weather gets in its work, all the cted savings of the "cheap" paint job away. Not only must you repaint in ort time, but pay for two *extra* items he burning off of the old paint, and he new priming coat which this makes ssary.

utch Boy, on the other hand, does not k and scale. It resists the weather... wears down stubbornly by gradual chalking which leaves a smooth, unbroken surface, an ideal foundation for new paint. That's why the experienced painter uses Dutch Boy White-Lead. He mixes it to meet the requirements of your job and tints it to the exact color you specify. No one knows paint like a painter.



DOUBLE HOUSE SHOWS UP "CHEAP" PAINT—*Here's what happened when the owner of one side of a double house used "cheap" paint and the owner of the other, Dutch Boy. Both jobs are two years old. The "cheap" paint job cost $16 less in the beginning. Now this owner must pay out $160—for burning off scaling paint, applying new priming coat, and repainting.*

* * *

The Dutch Boy Easy Payment Plan is available if you prefer to pay for your painting in monthly installments. Check coupon below for full information. But regardless of whether you are interested in this plan, send the coupon anyway for a free copy of the illustrated booklet, "The House We Live In". Tells how to modernize with paint...and how to get your biggest money's worth when buying a paint job. Write Department 245 in care of nearest branch.

NATIONAL LEAD COMPANY
Dept. 245, *(See list of branches at left)*

☐ Please send me your free booklet, "The House We Live In", containing color scheme suggestions and practical advice on interior and exterior painting.

☐ Please include description of Dutch Boy Easy Payment Plan

*Name*_____

*Street*_____

*City*_____ *State*_____

DUTCH BOY WHITE LEAD

GOOD PAINTS OTHER NAME

NATIONAL LEAD COMPANY, 111 Broadway, New York; 116 Oak St., Buffalo; 900 West 18th St., Chicago; 659 Freeman Ave., Cincinnati; 1213 West Third St., Cleveland; 722 Chestnut St., St. Louis; 240 24th St., San Francisco; National-Boston Lead Co., 800 Albany St., Boston; National Lead & Oil Co. of Penna., 316 Fourth Ave., Pittsburgh; John T. Lewis & Bros. Co., Widener Bldg., Philadelphia.

"Just $25 began my Fashion-Flow cherry room

—I found it at Fashion-Flow Hall"

"My start on this lovely cherry room you see above, began with the bed at $25, and my budget didn't waver as I added the rest—it all cost so little."

At Fashion-Flow Hall in your city, see this add-a-piece furniture that became a sensation almost overnight. A simple, modern design you'll always love. Over a hundred pieces in laminated cherry, genuine mahogany and matched walnut.

Almost a miracle, thousands say, to find furniture like Fashion-Flow, at such prices. Finest plate mirrors. Hand-fitted, smooth-running, dust-proof drawers. Hand-rubbed and polished woods. Non-tarnishing fittings of copper, brushed silver and satin gold.

Look for the modern merchant who advertises Fashion-Flow Hall. Visit it today!

FASHION-FLOW CHERRY IN WARM MAPLE FINISH

These prices apply throughout United States

Chest	$25.00
Circle Mirror	7.50
Bed	25.00
Nite Stands . each	7.50
Vanity	49.00
Bench	7.50
Wide Boys . each	25.00
Cheval Mirror	22.00

Same pieces in walnut, or mahogany with blond maple—same prices. All Fashion-Flow furniture finished exclusively with Sherwin-Williams products; mirrored with Libby-Owens-Ford plate glass. See it today in Fashion-Flow Hall.

Fashion-Flow

TRADE-MARK REG. U. S. PAT. OFF.

AMERICA'S SMARTEST FURNITURE

Built by the western Craftsmen of B. P. John since 1891

Entire advertisement copyrighted 1937, B. P. John Furniture Corporation. All Fashion-Flow designs patented.

The **DEBUTANTE** *in cherry* **$79**
also walnut or mahogany with blond maple

The **FORMAL**
mahogany with blond maple trim **$89**
also in cherry or walnut

The **COMPACT** *genuine walnut* **$69**
also cherry or mahogany with Ilona maple

LOVELY NEW VANITIES
by Fashion-Flow

Glamorous vanities. Sweeping mirrors. Shelve
of Tuf-flex miracle glass. All available in mahog
any with blond maple trim; walnut, cherrywoo

FASHION-FLOW FURNITURE, Portland, Oregon
Please send me free folder of Bedroom Arrangemer
Also name of nearest Fashion-Flow Hall. AH-7

Name _____

Street _____

City _____

my wife was a divorcee (florally speaking); that she was head man in the home garden; that she could put pink where pink belonged; she could even put her plants in upside down if she wanted to; she could put them in clumps, groups, or spirals; I had my own garden across the street and Heaven help the wretch who interfered with my liberty.

Now I have my own garden. I plant things in rows where the villain Thomas can cultivate them. I put yellow and red side by side. I put short things in back. I plant annuals where perennials belong, but I pick flowers by the armfuls. I invite my wife and daughters to help themselves and they do!

Left to her own devices, my wife has thrown a lovely barricade of flowers around the house. There isn't a straight row in them; there are rock gardens, a rose garden, an illuminated pool, some garden furniture, an outdoor fireplace for "hot dogs," and an air of informal beauty, but I ask, "Please, may I?" before I pluck a flower in her Eden.

House on 8′ of garden

[Continued from page 46]

Could a house be built there so that it would perch above the hillside without filling it up? I went to the city planning commission and learned that concessions are made to owners of hillside lots; that one can build right to the sidewalk above without leaving any space-consuming offset. A narrow level strip which bordered that upper sidewalk was the least interesting feature of the lot. The foundations could be made to rest on that level strip and, if any architect would agree with such a design, the main area of the house should overhang the garden below. Our all-important garden could continue as before, right up under the living room, with the iris and sunny rock plants changed to ferns, begonias, and shade-loving primula.

For any structure so revolutionary only modern architecture could be sufficiently adaptable. Imagine a Norman English home like our own in the canyon below, jutting out over this countryside on stilts! Anyway, what my mother objected to was not the modern but the modernistic.

Richard Neutra, the genius of modern architecture, took up the problem enthusiastically. We told him that on this small lot we had to have our garden, and, if feasible, a house as well. The house would have to be in every way subordinated to the garden, and this fitted directly into his theories of what ought to be.

The first time he saw the place he pictured immediately what we wanted. With his hands as well as his speech, for he is a European, he began envisioning a single-room air castle on a stilt, its one leg reaching down to a terrace below, supporting the curved portion, its street side lying flat on the narrow level strip above.

Aesthetically the house for my mother was possible. Mr. Neutra could design the superstructure, but for foundations we would have to consult an engineer. Besides figuring loads, there were the problems of wind-stress and earthquake. William Mellema, a structural engineer, planned the column and its base, and the steel tie-in between foundation and superstructure. After what seemed endless discussion back and forth, building commenced.

The foundations were an

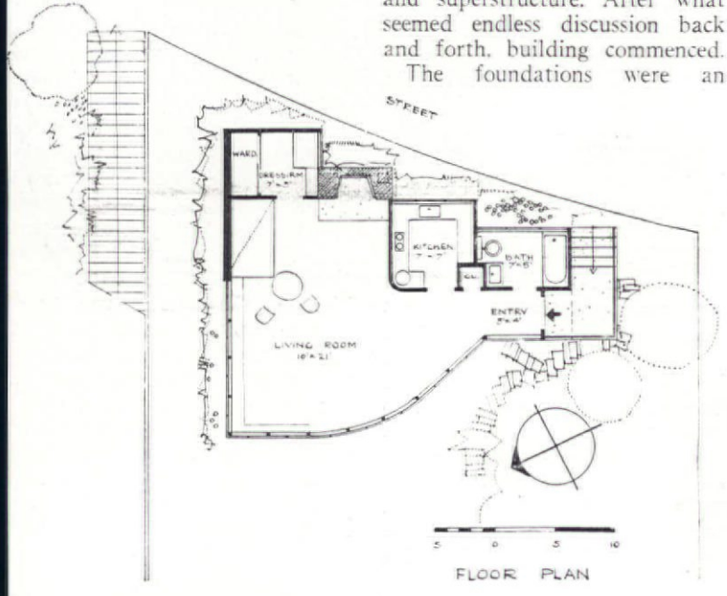

FLOOR PLAN

Beautiful TO LOOK AT!

But that kind of beauty is not enough! Beneath the lovely porcelain enamel in your modern bathroom must be sterner stuff. If you are building a new bathroom or renovating an old one, safeguard its modern beauty from the first. Be sure the plumbing fixtures and wall panels are porcelain enameled on ARMCO Ingot Iron. Your architect, contractor, and master plumber will be among the first to approve your judgment in the selection of baths and basins, shower walls and appliances that bear the famous ARMCO triangle. Formed metal plumbing ware made of ARMCO Ingot Iron is new, fresh, modern. It is lighter, stronger, and more beautiful in both line and color. Nearly every one is served every day of his life by some product made of ARMCO sheets. Look for ARMCO when you buy!

ARMCO

THE AMERICAN ROLLING MILL CO.
MIDDLETOWN . OHIO



FINISH YOUR HOME IN
Philippine Mahogany

Costs but a Trifle; Adds Greatly to Beauty and Value

Now *you* may finish your home in rich tropical hardwood and not strain your budget!

Beautiful Philippine Mahogany—the finish wood used in distinguished homes the world over—is available at a cost little greater than that of ordinary softwoods. In fact, for approximately $75 or $100 more than you would pay for softwood, you can finish the average-size home in Philippine Mahogany . . . enriching the entire character of your home. Philippine Mahogany costs you so little because it grows in thick, easily-accessible stands which are economically logged.

Lovers of beautiful woods everywhere choose Philippine Mahogany for its distinctive warmth of color . . . its striking beauty of grain and figure. In these Philippine Mahogany is unexcelled.

You may, in excellent taste, use Philippine Mahogany to express modern style trends. And it has a dignity that insures lasting satisfaction through long years of service.

Philippine Mahogany offered by members of the Philippine Mahogany Manufacturers' Import Association, Inc., 111 West Seventh Street, Los Angeles, California.

The Wood of Many Uses

Philippine Mahogany is the ideal wood for:

Trim • Doors • Mantels • Boats
Paneling • Staircases • Fixtures
Furniture • China Closets

Philippine Mahogany

MOST ECONOMICAL OF THE LUXURIOUS TROPICAL HARDWOODS

PHILIPPINE MAHOGANY MANUFACTURERS' IMPORT ASSOCIATION, INC.
111 West Seventh Street, Los Angeles, California
Please send descriptive literature.

Name_____

Address_____

enigma to the casual bystanders who gathered and commented. In the center, the front and back walls are only four feet apart. The near corner comes within six inches of the city's curved sidewalk; the farthest corner is only twelve feet back. The average encroachment of these narrow foundations, eight feet, is the actual extent of garden space sacrificed.

"What are you pouring, a bank vault?" one neighbor asked. Heavily reinforced, the foundations make up in strength what they lack in extent. Automobiles stopped and their occupants tried to figure it out.

"So you are the madman who means to build on that perilous precipice?"

Down the hill a pyramid of cement was poured into the ground and onto it was bolted the upright circular steel column.

Actually the completed house has made the garden look larger, not smaller. For one thing the whole circle of plate glass windows reflects the trees and the opposite wall of the canyon. Before the house was there, the garden just tapered off at the top. The street above was invisible and no accent told the eye where it all stopped. Now the shiplike structure that sails above us has caught the horizon and holds it at the outer limit of our property.

Yet from within this tiny house a spaciousness in no way betrays how this house has been shaved and crowded and cramped into its present location. The floor of unfigured battleship linoleum and the two façades of steel-sashed windows make the room seem even larger than it really is. Curved, to take advantage of a magnificent panorama, two vistas sweep this living room, one of twenty-eight feet from the north windows down along the western glassed-in curve to the outer door, the other a maximum of twenty-three feet from fireplace to corner window. Best of all, because all the individual parts of the house have been designed to serve a function rather than to create an effect, there is nothing arty about the place.

"I should like to live here!" is the spontaneous reaction on first entering.

When at last the house was finished and its occupant, my mother, arrived, that, too, was her response. Neither she nor anyone else thinks of it as an example of modern architecture, but as a house that has been made to fit. This self-effacing, functional aspect, rather than chromed nickel and parallel lines, marks modern architecture at its best.

Though we call it a one-room house, the sun-filled living room is not the whole story. Opening into it are three compartments to make the house comfortable. These are so close to the city sidewalk that when the plumbing was in and the plaster was not, one visitor pointed out my mother's bathtub forever standing within one foot of strange passers-by. Each of these little rooms has, however, a greater privacy than has the living room, and yet each is sun-filled during the morning hours. Large windows are so high that curtains need never be drawn. They frame the trees and the sky and the flowering vines across the road, but never expose an automobile or pedestrian to view.

One, a dressing room too small to hold a bed, is magnified by its own reflection in large mirrors. The kitchen is a small electrical laboratory for cooking. The bathroom—well that tub is a full-sized five-foot tub. The bathroom walls have a wainscot of marine blue bakelite panels set in aluminum trim. The same battleship linoleum of the living room extends into each of these compartments.

The whole house, lacking a basement because of the garden below, is heated by a circulating air fireplace. The open fire gives at the same time heat for an efficient hot air furnace; and a minimum of cordwood provides not only the radiating heat of a fireplace but fills the house with clean, dry hot air as well. No gas has been installed. More than enough hot water comes from a square enameled electric heater in the kitchen, thirty-six inches high, which looks more like an enameled utility table than a water-heater.

Garage? Not yet. There is still space enough left of the forty-five front feet at the south of the porch, if ever a one-car garage is needed.

The greatest single feature of this house, paradoxically, has resulted from the very fact that from its beginning we have drastically subordinated its whole idea to the needs of the garden. The garden now has generously contributed one of the most magnificent outlooks I have ever seen from an interior. Entering it for the first time, invariably one sees through the expanse of windows to the fantasy of trees and canyon beyond, and only after that and the accompanying exclamations, does one look at the room. Through the slats of the Venetian blinds the whole circle of the canyon is exposed, and at its mouth the sea stretches out an arc of the horizon. Step closer to the windows and down below are beds of bracken and ferns and all the dense undergrowth that borders a year-round stream in this semi-arid country. Straight out the windows are the bar-

[*Please turn to page 94*]

Baby's milk is Pasteurized and Certified

should AIR *be taken as it comes?*





unbeam Air Conditioning Unit
. models for oil, coal or gas.

SUNBEAM
AIR CONDITIONING

DELIVERS CLEAN FILTERED AIR
HUMIDIFIED AIR . . . CIRCULATING AIR
HEALTHFUL VENTILATION
HEATS IN WINTER . . . COOLS IN SUMMER

The Conditioning of Air is as Important to Health as the Preparation of Food

We have Pure Drug Laws . . . and Pure Food Laws. Why not have a "Pure Air" Law for *your* home? For five times as much Air is consumed as food and drink! And you can have Pure Air with SUNBEAM Air Conditioning.

The Pure Air which the SUNBEAM System provides, has the dust, bacteria and pollen removed by filters . . . has necessary moisture added by the humidifier . . . has the air healthfully circulated by the blower-fan . . . has the proper temperature automatically maintained by the thermostat.

Whether your home is large or small, whether you burn oil, gas or coal . . . there are attractive SUNBEAM Units that will give you this healthful air conditioning at a moderate cost. Inconspicuous wall grilles save floor space. SUNBEAM Units are installed out-of-the-way . . . basements are more usable. In summer, you get relief by circulating cool, night air. Mechanical cooling can be added at any time. Send for literature.

THE FOX FURNACE COMPANY, Elyria, Ohio.

Send me your new free booklet on SUNBEAM Air Conditioning for
☐ my present home ☐ my new home.

Name_____

Address_____

City_____ State_____

AH-7-37

HE FOX FURNACE COMPANY, ELYRIA, OHIO

Division of American Radiator & Standard Sanitary Corporation

"BUT HE DIDN'T GET SPANKED"

JUNIOR PRATT IS CAUGHT RED HANDED AS HE INVITES FLIES TO COME INSIDE AND CELEBRATE.

MRS. P. MEDITATES AN OLD FASHIONED SPANKING. JUST THEN THE TELEPHONE RINGS. AS SHE LEAVES, JUNIOR BEATS IT TO THE KITCHEN.

IN TWO SHAKES, JUNIOR IS BACK WITH THE GULFSPRAYER. HE PUMPS GULFSPRAY TOWARDS THE CEILING LIKE A VETERAN.

MRS. P. RETURNS. ONLY ONE FLY IS LEFT. SHE SPOTS JUNIOR BRINGING IT DOWN FROM HIGH PERCH ON CURTAIN.

SMILES AND SAYS: "YOUNG MAN, IT'S LUCKY FOR YOU GULFSPRAY WON'T STAIN CURTAINS! IF IT DID YOU'D HAVE THOSE RUINED. RUN ALONG, NOW, AND PLAY."

"HAVE YOU TRIED GULFSPRAY?"

GULFSPRAY KILLS FASTER, SURER, BECAUSE IT CONTAINS MORE PYRETHRINS, THE KILLING INGREDIENT. MORE PLEASANT TO USE—IT LEAVES NO ODOR AND NEVER STAINS.

NEW LOW PRICES

GULFSPRAY 39¢ PINT

THE SURER INSECT KILLER AT YOUR FAVORITE STORE

QUART 69¢ · GALLON $1.95 OR GULF DEALER'S

GULF PETROLEUM SPECIALTIES, PITTSBURGH, PA.

Right from our own kitchen

TEAS seem to be in high favor this summer. At least they are according to the number of letters we've been receiving from readers asking for suitable menus and suggestions for serving. For the most formal type of tea a large table, prettily decorated with fresh flowers, is set buffet style. Artificial light is never used for an afternoon tea in summer, although candle light, with curtains drawn and a fire in the fireplace, is most appropriate for the winter months. A suitable menu for such an occasion would be: tiny cream puffs filled with crabmeat, chopped celery, mayonnaise, and capers; rolled cheese sandwiches; tiny cucumber sandwiches; assorted small cakes; and iced tea or fruit punch. Colored candies and nuts could well be included, too.

The recipe for the snappy cucumber sandwiches was sent to me just recently and it does seem a nice way to take away from the too sweet taste that we're apt to have after some teas. You soak 1 teaspoon evaporated horseradish in 2 teaspoons cold water for 5 minutes. Then blend with 1 package (3 oz.) cream cheese. Cover one half of the sandwich slices (make them tiny) with this cheese mixture. Cover the remaining slices with thin slices of chilled cucumber. Sprinkle with salt and cover with the cheese-spread slices of bread.

Another new canned food product that's suitable for hurry-up meals (and carefully planned meals, too, for that matter) is Macaroni with Beef and Sauce. Delicious heated, this food makes a pleasant contrast to the abundance of salads and cool drinks with which we fill ourselves during the summer months.

For very late evening entertaining (at least from all reports that drift in here) scrambled eggs seem to be the universal favorite. Or scrambled eggs and sausages. The tiny link sausages come in a tin all ready to be browned in the frying pan. Cudahy Packing Company.—JULIA BOURNE.

At the edge of the annual garden

[*Continued from page 16*]

for the purpose, are seldom seen. Colors should be chosen that will blend or contrast harmoniously with the taller-growing annuals farther back. Sometimes an edging of one solid color is fully as effective as one in which two or three colors are combined; this depends upon the general color scheme of the rest of the bed. Popular color combinatio are pink, blue, and white; bl and yellow; and white, yello and purple. These edging effec can be achieved respectively b the use of: (1) Petunia Pink Ge ageratum Blue Cap, and whi candytuft; (2) ageratum Imp rial Dwarf Blue and yellow po tulaca; and (3) sweet alyssu marigold (*Tagetes signata p mila*), and verbena Violet Bo quet.

The following annuals are suitable for use as edging plant They are here grouped accordi to their colors to facilitate sele tions where combinations blended tones are desired:

BLUE AND PURPLE— Phlo drummondi and the compa dwarf verbena are both availab in violet shades. The moss ve bena (*V. erinoides*) bears attra tive purple flowers and is goo for an informal border. Portula splendens, crimson-purple, is sa isfactory either alone or plant with another color. Lobelia in t varieties Blue Stone and Cryst Palace gives good edging plan covered with bloom through the summer (if the faded flo ers are picked promptly). T lilac candytuft produces an abu dance of bloom but is apt to short lived; several sowings a necessary to give continuo flowering. Nierembergia hipp manica, the blue cup-flower, is compact, dense-growing pla covered with lavender-blue cu shaped blossoms. Less common planted annuals are Torenia fou nieri, Anagallis coerulea, a Nemophila insignis variety Bab Eyes, all of which are well wor trying.

YELLOW AND ORANGE—The colors make bright edgings wh used alone or when combine with blue or white. Portula thorburni, a true yellow, is e cellent for a sunny, dry soil. T dwarf double nasturtiums a very attractive when planted mixed colors including pale a deep yellows, rich orange, a mahogany; the variety Gold Globe is fragrant and its doub golden yellow flowers make most colorful edging. Californ poppies, though of spreadi rather than compact growth, a dainty, and flower freely throu the whole summer. Dwarf Fren marigolds, with their vario bright colors, make a pleasi border; Harmony (orange cent surrounded by reddish brown pe als) is especially recommende Sanvitalia is a pretty little pla with golden yellow blosso which are desirable as cut flo ers for tiny bouquets as well in the garden picture. Availab in yellow and orange (as well other colors) are the gay Lilliput Tom Thumb, and Mexican mi ature zinnias similarly prized f

Here's Practical *Automatic* Winter Air Conditioning *...at the cost of Heating Alone!*

A single simple installation—The Delco Conditionair—heats, filters, moistens and circulates a fresh supply of air through every room in your house . . . gives you finger-tip control over the air you breathe all winter long.

The Frigidaire Electric Room Cooler equals the cooling action of 1300 pounds of melting ice daily—wrings gallons of oppressive moisture from the air—keeps you cool all summer long for only a few cents a day. Quiet, efficient, trouble-free. Looks like an attractive radio console, is quickly installed and is ideal for office or bedroom use. More in use than all other makes combined.

IT'S here—practical, low-cost winter air conditioning for your home today.

..."finger-tip" control over your own indoor weather.

. . . new comfort and health for you and your family.

. . . a revolutionary "Product of General Motors" that is changing property values overnight.

Consider this typical Delco-Frigidaire installation:

A Delco Conditionair (burning either oil or gas) is installed in your basement. Throughout the winter it circulates *warm, fresh, filtered* and *humidified* air through every room in your house—changing the air completely every ten to fifteen minutes.

Yet, due to the amazing economy of Delco Automatic Heat, this simple, practical installation costs no more than ordinary automatic heating alone.

. . . And, cooling equipment can be *added* to your installation at any time you see fit.

Other "Products of General Motors"

The Delco Conditionair is just one of the many new Delco-Frigidaire automatic heating, cooling and conditioning developments. They include the famous Delco Oil Burner with the sensational cost-cutting Thin-Mix Fuel Control, the Delco Automatic Furnace that cuts fuel costs even further by preventing "heat-loss" up the chimney, and the enormously popular Frigidaire Electric Room Cooler.

Whatever your interests—whatever your problems—it will pay you to talk to Delco-Frigidaire.

Write—wire—or mail the coupon today.

It Pays to Talk to

DELCO-FRIGIDAIRE

The Air Conditioning Division of General Motors

AUTOMATIC COOLING, HEATING AND CONDITIONING OF AIR

Delco-Frigidaire Conditioning Division
General Motors Sales Corporation
Dayton, Ohio, Dept. AH-7

Please send me complete information about
☐ Delco Conditionair ☐ Delco Oil Burner
☐ Delco Automatic Furnace ☐ Frigidaire Electric Room Cooler.

Name _____

Address _____

City and State _____

ANACONDA
from mine to consumer

"The hot water used to be all rusty. Mother had the man come."

•



"He said he'd put in a *good* tank . . . one that won't ever rust."

•

"I like my bath now that we have *clean* hot water all the time."

•

"Why don't you get a new EVERDUR tank for your house?"

•

You'll enjoy *rustless* hot water, too!



Cutaway view of modern water heater shows non-rust storage tank of EVERDUR Metal.

. . . from a tank of lifetime EVERDUR Metal . . . The American Brass Company's copper-silicon alloy . . . rustless as copper . . . strong as steel. Over 53 makers of water heating equipment standardize on EVERDUR for non-rust tanks. Ask your plumber or utility company.

37105

. . .

EVERDUR is a trade-mark of The American Brass Company registered in the United States Patent Office.

Everdur Metal

THE AMERICAN BRASS CO., General Offices: Waterbury, Conn.

Offices and Agencies in Principal Cities. In Canada: Anaconda American Brass Ltd., New Toronto, Ont.

cutting for indoor decoration as well as for edging purposes.

PINK AND RED—The compact dwarf verbenas are more erect than the usual spreading types; Fireball, a showy scarlet, and Venus, a soft pink, produce flowers abundantly all summer and Spectrum Red is a brilliant and dazzling shade to be used where show is desired. A pink phlox (*P. drummondi nana compacta*) is very pretty as an edging plant. Rose Gem and Twinkles are new compact petunias excellent for edging purposes and the Tom Thumb snapdragons are worthy of mention, desirable pink forms being Brilliant Rose and Pinkie. In mixed colors, too, snapdragons make attractive edgings. The pink candytuft, Rose Cardinal, is charming, together with the white variety. Catchfly (*Silene pendula compacta*) is good for a place in full sun. Crepis rosea blooms freely throughout the summer and its flowers may be used for cutting. A species of periwinkle (*Vinca rosea*) has attractive pink flowers that stand out emphatically against its glossy dark green leaves. The dwarf calliopsis Crimson King makes a gay border of rich dark crimson flowers.

WHITE—White plants are often interspersed among those of other colors to produce an effective contrast or to serve as a buffer or transition zone between two distinct shades. Candytuft and sweet alyssum, already mentioned, are favorites. Phlox drummondi and portulaca provide white varieties good for edging purposes. Plants of the cupid zinnia Snowdrop and the dwarf verbena Snowdrift are covered during the summer with flowers that can also be used in little nosegays.

Fortunately, the majority of the annuals used as edgings are profuse in their flowering so that they may be enjoyed indoors in miniature bouquets as well as in the garden border.

I give you a stone

[*Continued from page 35*]

flower arrangement is at its best if a sempervivum, growing happily in the limestone, happens to be in bloom. The whole combination—lichen-covered stone, plant rosettes of gray-green, and the bright blossoms—are beautiful on a bare table. This genius has even been known to carry in an especially choice specimen and use it as the centerpiece for her uncovered pine table during an informal luncheon!

Specimens of limestone are the most fascinating of all to collect for often each one is already a garden in itself. It is a common thing to find in the fields fragments that already nourish in their pockets many little plants such as walking ferns, columbines, saxifrages, and the aforementioned spleenwort. Those found in shady places are invariably covered with moss and lichens. It is surprising how much dry weather this blanketing of plant life can endure and yet awaken time and again to rich coloring after a light rain or a good sprinkling with the garden hose.

Limestone formations somehow suggest the lairs of hobgoblins and gnomes. They are rocks of a thousand incongruities. Not only are their shapes frequently fantastic, but in some heated cataclysm of the earth they may have been combined with other hard materials. It is not unusual to find one of them pocketed with perfect crystal formations or ribboned with streaks of white. In others are depressions large enough for bird baths, more natural and charming than anything you can build with cement. Common to all are holes and crevices where, in a teaspoonful of earth, a tiny alpine plant will live, flower, and reproduce its kind. Small pebbles pressed into this mite of soil will keep it from washing away and exposing the plant's roots during hard rains, while the circlets of lichen thrive on nothing and ask nothing more than your admiration.

A WILD-FLOWER garden does not simulate the natural beauty you desire if it is too cut up with paths. Yet one must weed and cultivate, and as it is almost impossible to remember where the disappearing mertensia, the spring beauty and the Dutchman's breeches hide during their dormancy, you often step on a seemingly bare spot only to find you are crushing a tender crown just ready to push up through the earth. Stones of all sorts, whether carried in for their beauty of line or coloring or gathered out of sentiment as reminders, may be used as safety zones for your feet. They should be placed to appear as a natural outcropping, most of them but slightly above the surface of the earth. Then, when you stoop to loosen the soil about the treasured ladyslippers you may be standing on a stone which always recalls a particularly interesting walk in the woods. This resting place, whence you weed the trilliums, was once the corner stone of your ancestral home. Here's another you couldn't resist because moisture becomes a paintbrush that covers its surface with a beautiful red. These specimens are placed to suggest the cliff where the ferns, still their companions, once grew. The plants retain their natural surroundings and you have a safe place from

Moving into a New House?

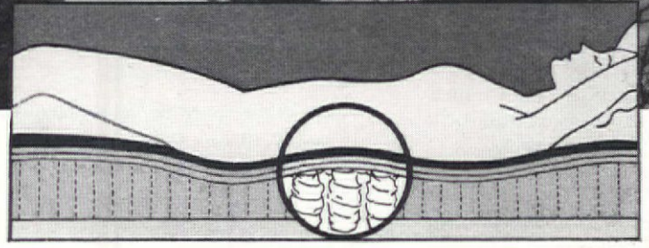

THE BEST PRESCRIPTION FOR A GOOD NIGHT'S SLEEP

The Beautyrest's famous "floating action" fits into every curve of the body. Rests and supports tired hollow spots. Cradles shoulders and hips. 837 coils of finely tempered steel allow perfect adjustment no matter what position you take.

See that your New Home gets a comfortable start with the Right Kind of Mattress

A BRIGHT new house to furnish! Of course you're buying some bright new furniture to go in it.

Before you spend all your money, remember at no matter how luxurious you are by day, you ll be uncomfortable at night if you sleep on a orly constructed mattress.

Even if you have to do without a new rug or w pictures for a while—start your house off th mattresses that will let you sleep!

Scientifically built for sleep

e famous Simmons Beautyrest Mattress is de-ned for natural, deep slumber. Its 837 "floating-tion" coils adjust themselves instantly and com-tely to the weight of your body at every point of contact. Your muscles are not kept tense.

You turn and take the 20-45 positions every sleeper takes—unconsciously. You sleep easily, deeply, luxuriously—and wake up in the morning with mind and body thoroughly refreshed.

Equip your new house at the start with Simmons Beautyrests and you will have the foundations of good sleep for the rest of your life.

The Beautyrest Mattress costs $39.50—only 2¼¢ a day. Inquire about it today at your furniture or department store. The same famous construction is obtainable in the Beautyrest Hair Mattress, $59.50. Other Simmons products are the Deepsleep and Slumber King mattresses, Box Springs, the Ace and other coil springs.

Simmons Company, 222 North Bank Drive, Chicago. New York, San Francisco, Atlanta, Los Angeles, Dallas, Seattle, Kansas City, Boston.

TO BRIDES . . .

Do without some of the frills and buy the essentials first. A Simmons Beautyrest Mattress is the greatest sleep luxury in the world—yet any young couple can afford it at only 2¼¢ a day!

SIMMONS Beautyrest

World's Largest Makers of Beds • Springs • Mattresses • Studio Couches • Metal Furniture

DROP THAT SHOVEL!

CAREFREE OIL HEAT IS YOURS FOR LESS THAN EVER BEFORE

The Sensational New WILLIAMS OIL BURNER

MADE BY WILLIAMS OIL-O-MATIC HEATING

IF you are still wielding a coal shovel, evidently you haven't heard the sensational news! That Williams is now offering a remarkable new oil burner at a new and unbelievably low price! Yes — from now on you can forget the expensive drudgeries of furnace tending . . . can enjoy automatic oil heat . . . and take 12 to 36 months to pay the amazingly low original cost!

A few of the many marvelous features of this new Williams Oil Burner are listed here. Please study them—for they deserve study. They prove what a truly exceptional bargain this great oil burner is!

But words won't convince you. Performance will. Thus, visit a Williams Oil-O-Matic show room at once and see this simply astonishing new, low cost burner. Orders are pouring in. Prices are advancing! We advise *action* at once!

BUILDERS ATTENTION! *Investigate this new Williams Oil Burner at once! It is just what you have been looking for!*

STUDY THESE FEATURES!

- ★ Fully Automatic
- ★ High Pressure continuous spark—no radio interference
- ★ 1-10 h.p. motor—very low current consumption
- ★ Two-stage pump with automatic safety shut-off—uniform pressure —constant flame
- ★ Exclusive anti-carbon nozzle
- ★ Burns low cost No. 3 fuel oil
- ★ Silent as a whisper
- ★ Williams engineered throughout
- ★ Easy payments—12 to 36 months to pay

Williams Oil-O-Matic Heating Corp.
Dept. 137, Bloomington, Ill.
Please send me full facts about your amazingly low priced Williams Oil Burner.

Name.....

Address.....

City.....*State*.....

which to weed and mulch and transplant if desired.

Some stones must serve as prison walls in your garden; they, too, should be placed as naturally as possible. They are the barriers for certain plants you love, especially the sedums, those comforting garden "die-hards." Thrive they will under the most adverse circumstances, but there is no need to let them take possession of the whole place. Lichen-covered gray stones, sunk to their original dirt line (and thereby immediately made part of their new home) keep a more than healthy cluster of stonecrop from too great a show of friendliness toward its nearest neighbor, a shrinking, fastidious orchis. Yet they belonged near together, both having come from under the same cliff on a North Carolina mountain visited some years ago.

For years we saw terrariums made by cramming as many plants as possible into a glass bowl or square aquarium. The trend toward simplicity of line arrangements for flowers has lately had an influence on these gardens under glass. The more pleasing terrariums now simulate a well-balanced design such as is found in a simple and pleasing bit of landscape gardening. Have you thought of making tiny cliffs and miniature mountains in a glass receptacle by using small stones? Well packed in with moss, these stones will provide crevices for a dozen different small plants that thrive in the humidity of a terrarium. All the colors in the stones are brought out by the continual dampness and they may be chosen to blend in with the different hues of your plant material. Place a tiny juniper between two jagged stones and you have a miniature cliff on some rugged mountain; let a ribbon of sand lead to a small embankment of pebbles over which trails, from the moss beyond, a sprig of partridgeberry, and you have reproduced in inch dimensions a section of shore line and its flora.

The paperwhite narcissus and all its kin which are forced in water for winter blooming suggest, through long association, that you procure a measure of white pebbles to hold the bulbs in place. Sometimes we are even tempted to buy those small incongruities, stones dyed bright pink, yellow, blue, and green which immediately draw our eyes away from the important element—that is, the beautiful plant which belongs essentially to the earth. Simulate the environment of which it is a part by using pebbles picked from the field and garden for the props which keep your narcissus secure. Here again you may think of color blending, choosing your pebbles as a link between the con tainer and the brown bulb. You eye pauses but a moment in pass ing from the dull tones peculia to earth before it reaches for th beauty of the flower above.

Remember, there isn't a me mento from your vacation tri which will stand more roug treatment than a stone dumpe in among the lunch boxes and ti chains. You'll experience a sensa tion new under the sun when an other garden or flower enthusias comes to you with, "I want t borrow something. Lend me you stones!" The member of ou garden club has two bits of pa blue-green mineral, beautiful cry talline formations, which hav been borrowed time and agai and that once figured in an Inte national Flower Show. They a tained their height of lovelines when placed in a flat pewter dis as a base for a line arrangemen of the blue-gray seed pods of th eucalyptus tree.

Indulge your obsession for co lecting by this most harmles method. You don't even have t give your stones house room. Th outdoors is actually better fo them than some closet in you home, especially if they are liche clad or moss-covered. Kept behin the garage or in a pile under th pine tree, they will always b ready for your needs. It is safe t assume that thieves will not brea in to steal them and it is certai that rust will not corrode them

Portfolio of suburban Chicago homes

[*Continued from page 20*]

sions into New England and th South. The old brass bucket use for kindling came from a luck stop during a trip along th Cherry Valley route through Ne York. Other things in the hou came from Maine, Vermont, Wi consin, Virginia, Kentucky, an Massachusetts.

The shades for the candles o the wall light brackets deserv attention. They were made by th local smithy so that parchmen cards may slide in or out. A present these cards consist o various quaint silhouettes painte by the owners. When they tire o them they can slide them out an paint new ones.

All in all, one feels that th home lives up to the demands o the old front door latch fairl well. If the old Vermonter wh forged it should go to Winneth to visit, he'd find many things t remind him of home, while at th same time he would be amaze at the way these old things ha been coupled with the most mod ern in plumbing, heating, lightin and general convenience.

★ *The home of Dr. George M. Small, professor at the College of William and Mary, Williamsburg, Va. Concrete walls, partitions and floors and a firesafe roof make it a thoroughly modern home in construction. Designed to harmonize with the world-famous colonial restoration of this historic community.*

Designed by Miller Mfg. Company, Richmond, Va.

ENDURING...FIRESAFE...THRIFTY

Concrete

IS THE MODERN WAY TO BUILD

YOU wouldn't buy a 1917 automobile because you can *see* that it is old-fashioned. But—beware when you buy or build your new home! It may *look* modern and still be outmoded construction. Be safe, be certain—buy concrete!

The owner of a concrete home can laugh at such troubles as cracked plaster, creaking floors, sagging doors and threat of loss by fire, storm, termites, untimely depreciation and high upkeep. Modern concrete construction has shoved these worries out of his life, to go the way of the kerosene lamp and the cigar store Indian.

Concrete homes are snug and dry. Concrete lends itself to any architectural style—any color. Cost is only a few dollars a month more than for old-fashioned construction. Write for an interesting booklet of design ideas for concrete homes.

PORTLAND CEMENT ASSOCIATION

Department 7-5 • 33 West Grand Avenue • Chicago, Illinois

A national organization to improve and extend the uses of concrete, through scientific research and engineering field work.

How to get a Concrete Home

❶ *Get the right builder.* Ask a local concrete products manufacturer or a concrete contractor to name builders, realtors, and architects experienced in concrete.

❷ *Tell the architect* you choose that you want concrete floors (any floor covering you wish), concrete walls and a firesafe roof.

❸ Remember that concrete construction is as modern as your 1937 car. Concrete alone offers you at low cost a house that is storm-proof, sag-proof, termite-proof, rot-proof—and firesafe!

SO...COOL SO NICE!

TIMKEN *Refrigerated* SUMMER COOLING

So cool, so nice . . . clean, refreshing air all through the hottest summer months. Complete relief from scorching days and sultry, sleepless nights . . . comfort that exceeds the fondest dreams—gives a new zest to living. Filtered, dust-free air . . . with controlled humidity for serene comfort, perfect contentment. Actually, there's no place like home, with this marvelous, made-to-order weather. It's hard to believe that this trim, compact, year 'round air conditioning unit does such a perfect job. But it's *true* because it's a Timken—backed by the broadest experience in the industry and built for those who appreciate the finest.

TIMKEN
Silent Automatic

A Complete Line of Oil Heating and Air Conditioning Equipment
Conversion Burners . . Oilboilers . . . Oilfurnaces . . . Water Heaters

SEND FOR FREE BOOKLET NOW!

Timken Silent Automatic Division
The Timken-Detroit Axle Co., 318 Clark Ave.
Detroit, Michigan

Please send me—without charge or obligation—new, illustrated Timken Air Conditioning booklet

Name _____

Address _____

City _____ State _____

Sea flavor at "Fiddlers Green"

[*Continued from page 43*]

A stone's throw from one of these little harboring creeks, wherein a boat may be tied up safe from any weather, is a little house which has grown to be a part of the pleasant pastime of living by the bay.

Originally built as a playhouse, with two rooms, it was unfinished inside, merely a plain but tight little structure with four windows and two doors. However, it was no time until we boys discovered that sleeping in the little house had the commendable virtues of excellent ventilation, freedom from mosquitoes, and best of all, did not require creaking up the stairs and past the parental door at untimely hours of a summer's night. Incidentally, the guest capacity of the "big house" was thereby increased by two. And at this point the growth started. First it was running water which to this day is cold only; a recent move to install a water heater was headed off by the advent of the electric razor. Then came wallboard finish for the bedroom; then an extension to make a complete bathroom. Although the shower is concealed from view by only a lattice, a grove of ailanthus provides some privacy. The cottage next door is of pre-bathroom vintage, and when the scion of a well-known manufacturer of plumbing fixtures became a member of that family, he was glad enough to use our cold shower on the back porch.

In this state the house continued for some years, the installation of a closet and built-in chest of drawers being the only additions, except the phenomenal pipe rack which would accommodate nineteen pipes in a single row. In winter all manner of boat gear was stowed away in the house, until finally the increasing fleet required a boathouse, and that phase of its existence ended. But the atmosphere remained—and increased. Aside from a summer or two of desecration as servants' quarters, the house became the sanctum of our little group, now growing up to dreaming of continuing this life of adventure (we considered cruising and possessing an ancient model T all our own) in larger and permanent quarters, but always with the fundamental premise that such quarters would have the same character as our little house by the creek. It is amusing to think of those summer nights, three or four of us in our army cots, the Victrola playing the tunes of the day, and cigarettes glowing in the dark, laying plans for an establishment that would meet all the requirements of our unlimited program, or discussing the relative merits of various boats for a world cruise. The sky was indeed the limit. That few of those great expectations were realized is no disappointment to me; I would not have missed dreaming of them for the world. The dreams are as much a part of the house now as is the roof.

Time passed relentlessly, however, and eventually there came that point when the eldest of us said one Saturday in August (and I well remember the sinking feeling that it brought), "I start work Monday morning." Right there ended the world cruises. Of what use, I thought, was a boat, if one had only Saturday and Sunday and a couple of weeks vacation? I have learned to appreciate week ends better and thoroughly enjoy them since then.

But to return to our house. Fresh from a canvass of the antique shops in preparation for setting up housekeeping in the early American manner, I was constrained to build a small and very simple corner cupboard into the house, and other trifling bits, but at this juncture I, too, was called upon to report for work on Monday morning in a distant town, leaving my still single brother in full possession of the house. There was now no need for expansion, and he settled down to make it permanent summer week-end headquarters for one or two, carrying the nautical theme to the very tack heads, which are tiny scallop shells, but never trying to convert the house into a boat. Those who do not sail boats (and they are becoming fewer rapidly) do not realize that boating is a year round activity in any latitude, and the house was dealt with in the same way. Although I seldom used it, my attachment for it kept me busy assisting with the new improvements. Hours were spent in turning out mahogany belaying pins for the curtain "halyards," and more than one winter evening went to making the rudder for the name sign. "Fiddlers Green," according to some legends, is the bottom of the sea to which all good sailors go for the last watch below. It seemed to fit our little house exactly.

There had been no need for ceiling, and ventilation was better without one, but to conceal somewhat the bare shingles and rafters, a well dried old fish net was hung in three thicknesses to make a ceiling that does not interfere with ventilation.

Part of the original partition was removed for better arrangement, and across the opening there is a blue sailcloth curtain, a row of white reef points across it, running on sail track along a beam, and opened and closed by

ONLY FRIGIDAIRE HAS THE METER-MISER

SLASHES CURRENT COST... KEEPS FOOD SAFER... and PROVES IT!

and **ONLY FRIGIDAIRE HAS THE NEW**

QUICKUBE TRAY WITH THE INSTANT CUBE-RELEASE!

Every ice tray is a fast-freezing ALL-METAL QUICKUBE TRAY. Instantly releases ice-cubes, two or a trayful. Yields 20% more ice by ending waste and nuisance of melting under faucet. Big, solid cubes every time—in record time! See the QUICKUBE TRAY in action at your Frigidaire dealer's today.

MEET THE METER-MISER

Simplest Refrigerating Mechanism Ever Built! See an actual electric meter test *prove* that this marvelous cold-making unit produces *oceans* of cold on a *trickle* of electricity. Thus it keeps food safer, freezes more ice, faster — yet slashes current cost to the bone... even in hottest weather. Has only 3 moving parts, *including* the motor. Quiet, unseen, trouble-free. Frigidaire with the Meter-Miser saves enough on food and operating cost to pay for itself, and pay you a profit besides!



See PROOF that

Frigidaire with the Meter-Miser Is Complete in

ALL 5 BASIC SERVICES

For Home Refrigeration

1. **GREATER ICE-ABILITY**
   Ends "Cube-Struggle" and "Ice-Famine"!
2. **GREATER STORAGE-ABILITY**
   New 9-Way Adjustable Interior!
3. **GREATER PROTECT-ABILITY**
   Keeps food safer, fresher, longer!
4. **GREATER DEPEND-ABILITY**
   Built and Backed by General Motors! 5-Year Protection Plan on the sealed-in mechanism.
5. **GREATER SAVE-ABILITY**
   Meter-Miser Cuts Current Cost to the Bone! See its lower operating cost *proved* with an actual electric meter test.

MOST COMPLETE REFRIGERATION SERVICE EVER KNOWN

Buy only on Proof!

Don't be fooled!

SAVE MONEY...SAVE REGRET...*Buy on Proof!*

● It will mean money in your pocket to see your Frigidaire dealer's PROOF-DEMONSTRATION before choosing any refrigerator. You'll see an actual electric meter test PROVE that Frigidaire's exclusive cold-making unit — the Meter-Miser — produces *oceans* of cold on a *trickle* of electricity. Thus it keeps food safer, freezes more ice, faster — yet slashes current cost to the bone . . . even in hottest weather!

Yet this GREATER SAVE-ABILITY is only one of 5 Basic Services vital to *complete* refrigeration. And only Frigidaire PROVES ALL 5! Slashes the cost of making more ice, faster — the cost of protecting foods longer. Magically makes room for every size and shape of food with its marvelous 9-Way Adjustable Interior.

And runs trouble-free year after year, because the dependable Meter-Miser is the simplest refrigerating unit ever built!

Super-Duty Costs You No More!

Don't buy a refrigerator that falls short of *complete* Service-Ability. Attend your Frigidaire Dealer's PROOF-DEMONSTRATION of ALL 5 BASIC SERVICES . . . You'll agree it *proves* Frigidaire the most serviceable refrigerator ever built, and the greatest money-saver you could have in your kitchen. Yet Frigidaire gives you this Super-Duty Completeness at the price of an ordinary refrigerator! Truly, it's the "buy of a lifetime."

FRIGIDAIRE DIVISION
General Motors Sales Corporation · Dayton, Ohio

FRIGIDAIRE
MADE ONLY BY GENERAL MOTORS
MADE ONLY BY GENERAL MOTORS

Series "O" Air Conditioning Oil Furnace
(left)
Mueller's revolutionary new air conditioning oil furnace gives simultaneous control of temperature, humidity, purity and circulation of air within the home. Before you install any heating system, see Mueller's Series "O".

Series "20" Air Conditioning Oil Furnace
(right)
At last a moderate-priced automatic heating and air conditioning unit. Provides winter air conditioning, including automatic heat, filtered humidified and circulated air. Almost any gun type burner may be used with this furnace.

Now! Combined—The Ease of Automatic Heating —The Comfort of Air Conditioning

Get all the facts about Mueller's sensationally economical oil-fired furnace which gives the freedom of automatic heat—the comfort of air conditioning. Learn how it gives your home pure, refreshing "climate" —a new, care-free mode of living at new low cost!

But oil fired air conditioners are only part of Mueller's remarkable products. Mueller also can add air conditioning to homes heated with gas or can modernize homes heated by the conventional coal furnace.

As producers of all types of heating and air conditioning plants—including gas furnaces and boilers, oil furnaces, coal furnaces, and complete air conditioning equipment —Mueller is prepared to give you impartial, unbiased information.

Every Home Owner Should Read This FREE Book

At last a book about air conditioning that you can understand. Explains every type of system. Mail the coupon now and be sure of getting your copy.

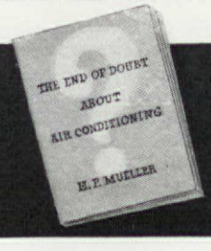

L. J. MUELLER
FURNACE COMPANY
MILWAUKEE
WISCONSIN

L. J. MUELLER FURNACE CO.
2002 Oklahoma Ave., Milwaukee, Wisconsin
Please send your new book, ☐ "End of Doubt about Air Conditioning;" also literature describing ☐ Gas Furnaces ☐ Oil Heat ☐ Coal Heat ☐ Gas Boilers

*Name*_____
*Address*_____
*City*_____ *State*_____

the aforementioned halyards.

The walls of one room are painted white, with large charts covering the major portion of the only expanses big enough for them; the back of the corner cupboard is also a chart; the floor is a deep red; and much of the furniture as well as the window curtains are dark blue. An old bureau thus painted, with white cotton rope tied in bowlines to replace the original drawer handles, effectively harmonized that otherwise offensive piece.

Lights are in a variety of nautical forms. A large periwinkle concealing a bulb becomes the entrance light, a riding light, with the fount removed to permit light to shine downward, gives general illumination; plain bulbs with scallop shells for shields form the bedside lights; and lamps are made from a pile of round cork net floats, which also make good candlesticks.

Three steps of a pilot's ladder hang on the wall as a bookself; the door-stop is an enormous lignum vitæ dead eye; and other details too numerous to mention combine to make "Fiddlers Green" a sailor's home ashore.

There are plenty of other things that can yet be done to carry out the theme. I should like to build a small "widow's walk" or "whale walk" on the roof, which would have a commanding view of the bay. A ship's bell, a large steering wheel, and any number of other articles might be added when, as, and if acquired.

Note that this business of going nautical does not require a great expenditure. Many items can be made easily; charts are less than a dollar; and used net may be had by the league for a song. (Not so new net.) However, if one wants eighteen-inch brass lightports, binnacle stands, and teak paneling, that is a different story. It was our aim to make "Fiddlers Green" as simple as possible for comfort, with a minimum of housekeeping required, so that boating might have the larger share of our time.

One who has dreamed of going to sea for fun, only to fetch up on the hard bottom of the economic necessities of life, may soften the blow considerably by lightering some of his excess ambitions into a little craft like our jaunty "Fiddlers Green."

When you plan your water garden

[*Continued from page 241*]

When the construction of the brook or creek is finished, the surrounding grades are built up to your satisfaction and rocks are set along the water courses (with stone walls to hold the excavated dirt as shown in the mountain creek plan on page 23). The paths can be arranged. They should relate to the other paths and the open areas on the rest of the property. In readiness for the actual planting operations the garden areas can be enriched, special attention being paid to situations which will harbor woodland plants requiring acid soil such as rhododendrons. Presumably you will be making family groups of hemlocks and hawthorns, and colonies of rhododendrons, roses, elderberries etc., using trees and shrubs of various ages and sizes. Flowers and ferns will form the underlying layer of vegetation, but in each type of garden here discussed there is one plant which plays a dominant role. In one case it is wild iris; in the other hay-scented fern. Secondary species such as sneezeweed and aster or baneberry and spikenard spring up from these mats of key plants. Forget-me-nots, marsh marigolds, arrowheads and other plants usually associated with water are used close to the water edge. Here it is not a case of taller perennials to the rear and medium and lower growers to the fore; rather it calls for plants selected in relation to their environment—nearness to water, sunlight, shade, a meadow situation, or a damp location.

"Fiddlers Green" was originally built for a playhouse. Youthful imagination and ingenuity gradually transformed it into a shiplike little sanctum where young dreamers of adventure on the high seas found refuge from a material, adult world



This spacious Whitehead Monel sink is one of 57 models (some of them available in any length from 41 to 144 inches in fractions of an inch) made by the Whitehead Metal Products Co. of New York, Inc. Monel sinks start at $41.00. Range on the left is the popular Magic Chef, with Monel top, manufactured by the American Stove Co., Cleveland, O. Monel "Smartline" table from Muschler Bros. Co., Nappanee, Ind. Monel range hood from the Universal Blower Co., Birmingham, Mich. Steel wall and base cabinets are by Whitehead. Whitehead also makes rust proof Monel tanks for hot water and automatic gas water heaters.

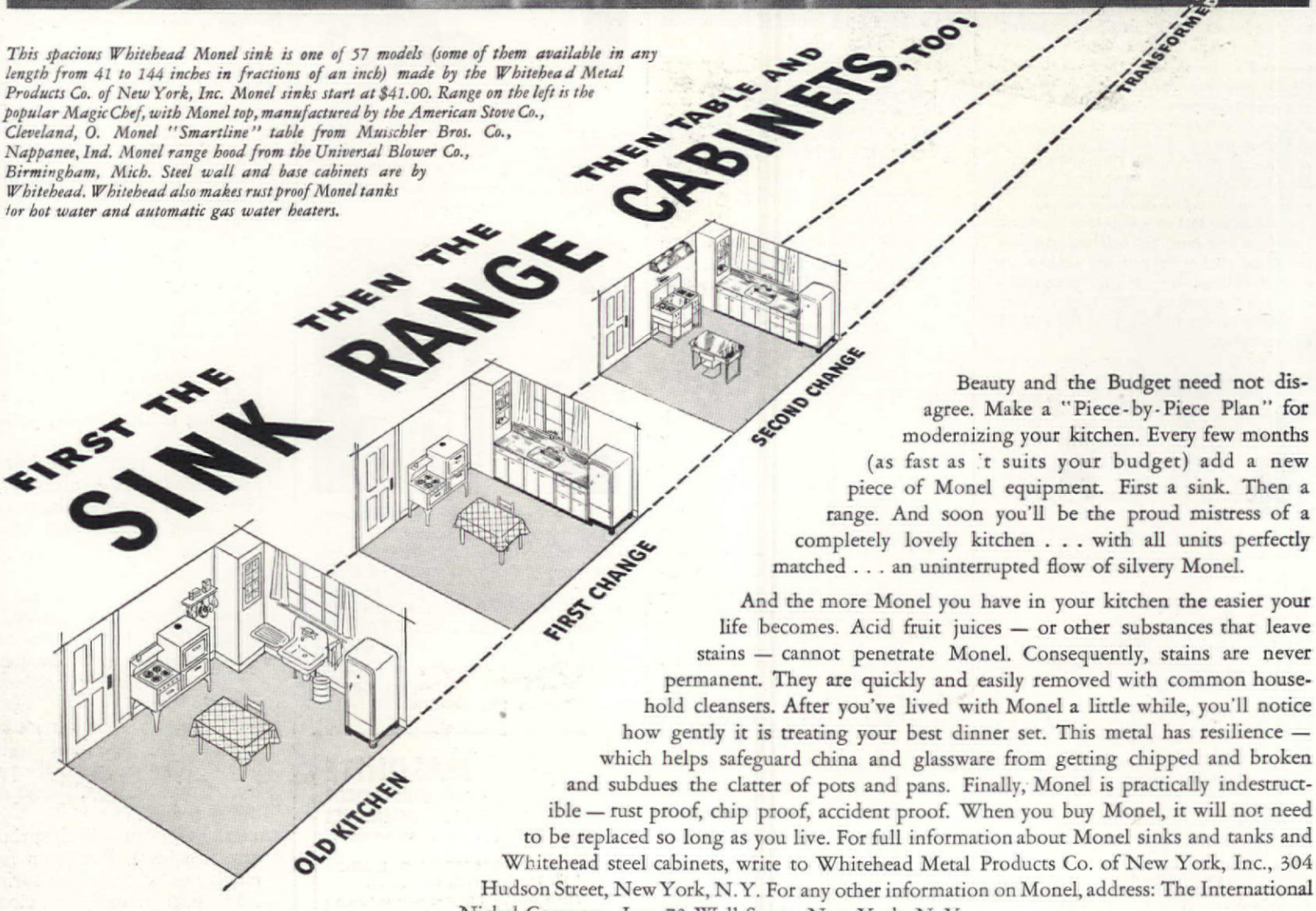

Beauty and the Budget need not disagree. Make a "Piece-by-Piece Plan" for modernizing your kitchen. Every few months (as fast as it suits your budget) add a new piece of Monel equipment. First a sink. Then a range. And soon you'll be the proud mistress of a completely lovely kitchen . . . with all units perfectly matched . . . an uninterrupted flow of silvery Monel.

And the more Monel you have in your kitchen the easier your life becomes. Acid fruit juices — or other substances that leave stains — cannot penetrate Monel. Consequently, stains are never permanent. They are quickly and easily removed with common household cleansers. After you've lived with Monel a little while, you'll notice how gently it is treating your best dinner set. This metal has resilience — which helps safeguard china and glassware from getting chipped and broken and subdues the clatter of pots and pans. Finally, Monel is practically indestructible — rust proof, chip proof, accident proof. When you buy Monel, it will not need to be replaced so long as you live. For full information about Monel sinks and tanks and Whitehead steel cabinets, write to Whitehead Metal Products Co. of New York, Inc., 304 Hudson Street, New York, N.Y. For any other information on Monel, address: The International Nickel Company, Inc., 73 Wall Street, New York, N. Y.

Monel inherits from Nickel its finest qualities – strength, beauty and ability to withstand rust and corrosion. When you specify metals, remember that the addition of Nickel brings toughness, strength, beauty and extra years of service to steels, irons and non-ferrous alloys.

2/3 NICKEL + 1/3 COPPER = **MONEL**

THEY'RE ALL TALKING
ABOUT THE NEW BABY
IN THE WINDOW FAMILY

"I'm glad I'm building now, so I can have the new Silentite Casement Window for my home!"—that's what so many tell us. And architects, builders and dealers agree: Silentite *is* an outstanding casement.

For it has everything! All the necessary hardware comes with it. And screens and insulating glass may be included as part of each unit. We *know* it works right—that it will keep on working right.

It won't stick, bind, warp, swing, slam or rattle. It provides draftless ventilation, is easily cleaned from the inside. It's easy to open and close. And there's no apparatus sticking out, inside or outside—just a sash adjuster that's easy to operate.

The Silentite Casement is insulated to save heating costs in winter. One of the nation's leading testing laboratories checked it alongside other wood and metal casements. The Curtis Casement came out on top—allowed *less air leakage and less heat loss* than any of the others!

This new casement is a companion product to the famous Curtis Silentite double-hung window—also "insulated"—also outstanding in many ways.

So whether you're building or modernizing you can have Silentite windows—the kind that give you the utmost in beauty, that work year after year without "window pains."

The coupon below will bring full information.

See how easily this woman adjusts her Silentite Casement.

And see how easy it is to clean from the inside.

CURTIS WOODWORK SILENTITE Pre-Fit — THE "INSULATED" CASEMENT WINDOW

And Other Curtis Products—Exterior and Interior Doors, Frames, Trim, Entrances, Molding, Panel Work, Kitchen Cabinets, Cabinet Work, Mantels, Stairways, Shutters, Screens, Storm Doors and Windows, Garage Doors, Mitertite Door and Window Trim.

Curtis Woodwork is sold by reliable dealers everywhere.

CURTIS COMPANIES SERVICE BUREAU
Department AH-7C, Clinton, Iowa

Please send your book "Curtis Insulated Windows" which contains full details on heat-saving and "painless" Silentite Casement Windows. I am planning to build ☐ Remodel ☐
See that I get proper literature.

Name_____

Address_____

City_____ State_____

All these rules and regulations, and even the suggested plant arrangements, should be modified to serve your purposes so as to give privacy, seasonal interest, and pictorial aspects that will be pleasing to you. You can have your views to the outside, your seats, even a wading pool for the children, but, best of all, you can have a property with a brook.

Suggested planting lists

THE following selection of species for brook gardens has been influenced by both the decorative value of the plants, and their ecological value. Their availability has also been considered and all those listed are catalogued by many dealers. The information gives for each subject (1) botanical and common names; (2) points of interest and value: (3) major seasonal effects. It will be noted that in both the meadow brook and mountain creek plantings there is some plant interest at each season of the year, the vicinity of New York being taken as a basis.

MEADOW BROOK GARDEN

HAWTHORN (Crataegus crusgalli). A small tree common in meadows, consequently a key plant. Flowers and fruit, shiny leaves and sharp slender thorns all are of interest. *Spring,* white flowers; *autumn,* red berries, orange foliage.

PUSSY WILLOW (Salix discolor). Early blooming native shrub or small tree. Good for decorative picking. *Spring,* yellow-gray catkins.

RED-OSIER DOGWOOD (Cornus stolonifera). Eventually forms a broad clump. Common in low lands and along water courses. Note variety of interest. *Summer,* white blossoms; *autumn,* gray berry clusters; *winter,* red twigs.

BUTTONBUSH (Cephalanthus occidentalis). Bears interesting flowers—white, thistle-like balls of white fully one inch in diameter. *Summer,* white flowers.

ELDERBERRY (Sambucus canadensis). So common it is often unappreciated. Flat flower heads followed by black berries. *Summer,* white flowers; *autumn,* berries in clusters.

WILD ROSES (Rosa blanda, R. humilis). Clean foliage; single pink flowers. Every meadow has a few. *Summer,* flowers; *autumn* and *winter,* red hips.

WILD IRIS (I. versicolor). Common along brooks and in meadows. Used as a mainstay from among which other flowers arise. *Spring,* blue flowers.

SNEEZEWOOD (Helenium autumnale). Decorative, with handsome yellow flowers. Dwarf variety (pumilum) is recommended for small gardens. *Autumn,* flowers.

ASTERS (A. novae-angliae. A novi-belgi, etc.). No meadow complete without them. *Autumn,* lilac and blue-violet flowers.

IRONWEED (Vernonia noveboracensis). From afar the purple flowers resemble asters. Common in meadow pastures. *Autumn,* purple flowers.

CARDINAL FLOWER (Lobelia cardinalis). Brilliant; only a few are needed at strategic points, as in nature. *Autumn,* deep red flowers.

FORGET-ME-NOT (Myosotis scorpiodes). Use with next two plants at the water's edge. Small flowers artistically scattered. *Spring,* blue flowers.

MARSH-MARIGOLD (Caltha palustris). Sometimes called cowslip; a brilliant member of the meadow tribe. *Spring,* golden yellow flowers.

ARROWHEAD (Sagittaria latifolia). Like marsh-marigolds will grow, and should be planted, in the water. Has decorative leaves. *Summer,* white flowers.

CAT-TAIL, NARROW-LEAVED (Typha angustifolia). For small gardens this slender species seems best. A group in a little bay is all that is needed. *Autumn,* yellow-brown flower spikes.

MOUNTAIN STREAM GARDEN

HEMLOCK (Tsuga canadensis). A key evergreen. Should be clipped informally in small gardens. *Spring,* new growth; *winter,* green needles.

RHODODENDRON MAXIMUM. Ecological mainstay. Decorative foliage and white and pale pink blossoms. *Summer,* flowers; *winter,* green.

YEW (Taxus canadensis). Spot on slopes to form a green mat. Needles resemble those of hemlock. *Autumn,* red berries; *winter,* green.

WITCH-HAZEL (Hamamelis virginiana). Symbol of the fall woodland; flowers unexpectedly. Interesting habit. *Winter,* yellow flowers.

HAY-SCENTED FERN (Dicksonia punctilobula). A dominant species chosen to cover the woodland floor. Other plants spring from its green mat. *Spring,* light green foliage.

BANEBERRIES (Actaea alba, A rubra). Especially attractive among ferns. both white- and red-berried forms recommended. *Spring,* flowers; *autumn,* berries.

SPIKENARD (Smilacina racemosa). Conspicuous white flower spikes followed by speckled berries. Decorative. *Spring,* flowers; *autumn,* berries.

CHRISTMAS FERN (Polystichum acrostichoides). Evergreen fern making new fronds each spring. Nice background for closed gentians. *Summer,* foliage.

CLOSED GENTIAN (Gentiana andrewsi). Odd-appearing when in bloom; flowers of deepest blue. *Autumn,* flowers.

MRS. FRAZER CONFIDES IN A FRIEND



"BELIEVE ME, I had MY ideas about how certain things should be handled in this house. I'd seen MASONITE in Mary's home, so I insisted our builder use it. For instance, this mirror frame is MASONITE TEMPERED PRESDWOOD with sanded edges. The radiator covers are TEMPERED PRESDWOOD too."

"Our bathroom walls are MASONITE TEMPERED PRESDWOOD. Two are enameled and two are clear-varnished to produce the smart two-tone effect. Of course, MASONITE is moisture-resisting, so steam from a hot bath or shower doesn't affect it."

"These are regular doors with MASONITE TEMPERED PRESDWOOD glued to each side. We not only have the advantages of flush doors, but if finger marks show, I can get rid of them by just wiping down the door with a damp cloth. Easy, isn't it?"

Find out more about the beauty, durability and economy of Genuine MASONITE. Mail the coupon for FREE samples and complete details.

It's Right — MASONITE

MASONITE
THE WONDER WOOD OF A THOUSAND USES
A MISSISSIPPI PRODUCT

MASONITE CORPORATION, Dept. AH-7
111 W. Washington St., Chicago, Ill.

Please send me FREE samples and more information about Genuine MASONITE.

Name_____

Address_____

City_____ State_____

CLOSE THE DOOR!





The First Rule for Reducing Heating Costs

Every schoolboy knows the first rule for conserving heat is "close the door." Yet—until the advent of the Silent Glow Air-Seel—this elementary principle has never been applied to oil burners.

Ordinary oil burners are so made that every time they shut off, there is an "Open Door" between the interior of your heating plant and your basement. Cold air rushes through this opening and robs your heating plant of its stored up heat. The next time your burner turns on, it must first re-build this lost heat. Your house fails to heat promptly. *Valuable fuel is wasted.*

How the Air-Seel Cuts Fuel Costs 20% to 35%

The Silent Glow Air-Seel is the first oil burner that effectively stops "open-door" waste of heat. It employs a new-type fan called the "Progrotor." Not only does the Progrotor deliver air more efficiently and quietly than old-fashioned fans, but—most important of all—*it closes the door to your heating plant.* The instant the burner shuts off, the blades of the Progrotor automatically fold flat, and form a sealed door. Cold air cannot rush in and chill your heating system.

Extensive tests show that this revolutionary feature reduces fuel costs from 20% to 35%.

"Closing the door" is only one of many ways a Silent Glow Air-Seel saves money. Its rifled air tube makes possible 108% more flame travel, so that you extract more heat from every gallon of oil. Because of the patented flexile drive, the electric motor is almost half usual size, cutting electric bills proportionately.

Look up the Silent Glow dealer in your city today and see with your own eyes how the Air-Seel does everything described on this page. Note, too, that Silent Glow dealers are not just salesmen, but trained heating specialists. You can rely on them.

★ Put a Silent Glow Air-Seel in your home and have the Burner that closes the door to your heating plant

MAKE THIS TEST YOURSELF

Visit the homes of friends who have ordinary oil burners. Hold a lighted candle at the fan opening. Notice how the flame is sucked in when the burner shuts off—clear proof that cold air is rushing in and chilling the heating system. Then make the same test with a Silent Glow Air-Seel. The candle flame is *not* drawn—neither is cold air—because the Progrotor has formed a heat-sealing door.



COMMON SENSE ARITHMETIC

$$\begin{array}{r} 70 \\ -0 \\ \hline 70 \end{array} \qquad \begin{array}{r} 1700 \\ -60 \\ \hline 1640 \end{array}$$

You know how quickly you feel a cold draft if your front door is left open on a zero day. Yet the difference between outside and inside temperatures is only 70°. The difference in temperature between the inside of your heating plant (1700°) and the basement (60°) is 20 *times greater.* That is why it is so important to "close the door" by installing a Silent Glow Air-Seel.

SILENT GLOW AIR-SEEL

MAILING THIS COUPON MAY SAVE YOU $50.00 A YEAR

Many heating experts have estimated that Air-Seel economies will total $50.00 a year in the average home. Mail coupon now for free illustrated booklet and name of nearest Silent Glow dealer.

Silent Glow Oil Burner Corp., Dept. 10, Hartford, Conn.

Please send free booklet on the Silent Glow Air-Seel Burner and name of nearest dealer.

Name.....

Street.....

City.....*State*.....

DU PONT PAINTS
for
EVERY PURPOSE
in Home and Industry

LIVELY LASTING BEAUTY
FOR YOUR HOME

● Bright, sparkling woodwork with all the sunshine of a summer day . . . just one of the things that will make and keep your home more attractive.

Du Pont Interior Gloss Enamel is the choice of thousands of home owners for woodwork where beauty and unusual durability are desired. It is especially recommended for kitchen and bathroom woodwork—and walls, too.

The hard, shiny, tile-like surface of Du Pont Interior Gloss stays cleaner. It sheds dirt. And it is as easily washed as a china dish.

Extra beauty and *extra* service are as characteristic of Du Pont Interior Gloss as they are of Du Pont finishes for *every* purpose.

DU PONT
REG. U. S. PAT. OFF.

Paints..Varnishes
Enamels..Lacquers
DUCO-DULUX
REG. U. S. PAT. OFF. REG. U. S. PAT. OFF.

FOAMFLOWER (Tiarella cordifolia). Very attractive; clean foliage forms dense mat covering the ground. *Spring*, white flowers.

WOODBINE (Parthenocissus quinquefolia). Decorative, necessary vine. Splendid fall color—red foliage and blue berries on pink stems. *Autumn*, foliage and fruit.

TRILLIUM GRANDIFLORUM. Largest member of the genus. Good for bordering a woodland trail. *Spring*, white flowers.

Contented children on that long drive

[*Continued from page 33*]

"Yes," answers Billie disgustedly. "What did you have to giggle for, Connie, and give it away?"

"He was hot anyway," soothes Mother. "Justa minute, Billie, and we'll be ready for your twenty questions."

It's good fun for everyone and you won't go wrong in trying it at home some night with a congenial group of adults.

Now let's play Buzz for a few minutes. It won't last long but it helps fill out the program and for children of the right age it is good training in arithmetic. We'll take seven for the "buzz" number and we'll give Billie the first turn. He is supposed to count as far as he can without making a mistake, substituting the word "buzz" for all digits or multiples of seven. Here he goes—"One, two, three, four, five, six, buzz, eight, nine, ten, eleven, twelve, thirteen, buzz, fifteen, sixteen, one-buzz, eighteen, nineteen, twenty, buzz, twenty-two, twenty-three, twenty-four, twenty-five, twenty-six, twenty-buzz, twenty-eight—"

Oho, he missed! he should have said "buzz" instead of "twenty-eight." Your turn, Connie, and try to go higher than your brother!

It doesn't come in the same classification but I can't resist quoting a very good friend who is extremely successful as an automobile entertainment chairman. Apparently this was one of her less successful ventures. "Once, in a mad moment, we bought new harmonicas for the boys and shrieked our way from Philadelphia to Springfield! Only young and resilient parents can qualify for this activity!"

From this lady's equally ingenious husband comes a suggestion for a game that accomplishes more than passing the time, although it is not suitable for very young children. Each player watches for examples of poor driving and jots down a brief note of every case he sees. At the end of a given period the players, one by one, read off their lists and explain what was wrong in each case. Daddy usually acts as the judge, approving or eliminating the items as read. The winner is the participant in the game who has the largest number of approved examples.

From this same couple comes a worth-while suggestion relative to equipment. "Our boys enjoy many 'listing' games, and we always have a supply of small pads and pencils in the glove compartment of the car."

When the road, or sections of it, are visible for some distance ahead, it's fun to pick some distant roadside object, such as a building, and guess how far away it is in miles or tenths of miles. A few rounds of this game and you're a dozen painless miles nearer your destination!

We have considered several games which apply to country driving. Here's one that can be used only while the route lies within the confines of a city. Try to go through the alphabet with the initial letters of names of streets seen on street signs. One way to play the game is for each person to keep his own list and see who comes nearest to reaching a total of twenty-six. I think it's more fun, though, for the whole family to coöperate in building a single list.

Of a similar nature, but of course not confined to city driving, is the keeping of a list of states from which cars are seen, as determined by license plates. One of our regular long summer trips is through a resort territory where out-of-state cars are plentiful. We have often compiled a list of twenty-five to thirty-five states and have on occasion become so fascinated by the game that it has been continued from time to time over a period of several weeks to see how high the total could be run up. Obviously this game has the same variations described above.

It has another variation, too, as I suddenly discovered one time last summer when my older daughter gave me a hearty slap on the shoulders as she shouted something unintelligible into my ear. When I recovered from the surprise sufficiently to inquire what it was she said, I was told that the magic phrase was, "Out-of-state license—no return!" The first part of it indicated that she had seen a car with a license from another state—which bestowed upon her the privilege of whacking me as she announced the discovery. The second section prevented me from acquiring the same privilege—and I didn't even feel it fair to exercise parental prerogatives! However, this violation is not recommended!

Children always enjoy sing

FIREPROOF
ROTPROOF
TERMITE-DEFYING



Cypress-textured sidewalls of Asbestos-Cement
never require paint

BEAUTY and fire protection are all-important to your home. Eternit Timbertex Siding provides them abundantly. But equally important to your purse, is the matter of upkeep cost.

Because these siding shingles are made of Asbestos-Cement, they are rot-proof, fire-proof and termite-defying. And no matter which color you select—silver gray, silver white, cypress brown or lawn green—no paint or stain will ever be needed to prolong their life.

Eternit Timbertex—with the beauty of weathered cypress—is an attractive, money-saving material for a new home, or for modernizing an older building. These shingles may be applied right over the old siding material; in which case you get an important new insulating value, which means fuel economy. The first cost of Eternit Siding Shingles is surprisingly low.

Let us send you the details. Mail the coupon today.



and for BATH *and* KITCHEN WALLS
. . . NEWTILE
Has the beauty of Ceramic tile at a fraction of the cost. The asbestos-cement panels are 32 x 48 inches. Easy to cut, fit and install. Investigate.

RU-BER-OID
ROOFING AND BUILDING PRODUCTS

FREE BUILDING BOOKLET

The RUBEROID Co.
500 Fifth Avenue, New York, N. Y.
☐ I am planning to build.
☐ I am interested in modernization.
Please send your free booklet and full facts about the products checked.
☐ Asbestos-Cement Shingles
☐ Asphalt Shingles and Roofings
☐ Asbestos-Cement Sidings
☐ Rock Wool Insulation
☐ 'Newtile' for bath and kitchen walls
☐ Safe-n-Dry Sheathing Paper
A. H. 7-37
Name.....
Address.....
City.....State.....

Did you write this letter?

This letter, signed "Former Dumb-bell." was recently received by the makers of Modess. They believe it will be of interest to many women.

Dear Modess People —

Meet the former champion dumb-bell of the world! For years I bought a brand of sanitary napkins simply from habit. You'd think a woman's natural curiosity would cause her to try some other kind . . . but not me!

Without thinking, I just went on asking for the same old kind of napkins I started buying fifteen years ago! It never occurred to me improvements might have been made . . . the same as in everything else!

Then — while visiting a friend, I happened to borrow some Modess. What a difference!

Modess is so much softer and more comfortable it makes other napkins seem impossible! And — what blessed assurance that "certain-safe" protective backing brings!

Modess has brought me so much comfort — both physical and mental — I thought the least I could do was write and say so!

Maybe I'm not the only woman who's been buying those other napkins just from habit. If so, I know as well as I know my own name — if they'll try Modess once — they'll never buy anything else again.

Very truly yours,

Former Dumbbell

SOFTER

Cut a Modess pad in two. See the fluffy, soft-as-down filler! Just feel it! Compare this with ordinary napkins made of crêpey layers! See for yourself why Modess stays soft and comfortable . . . why it never becomes stiff and rasping in use . . . never chafes!

SAFER

Then look at another Modess feature—the moisture-proof backing that prevents "striking through." No other pad gives you this special "certain-safe" protection. Wear the side marked by a blue thread away from the body . . . and peace of mind is yours!

Get in the habit of saying "Modess"

IF YOU PREFER A NARROWER PAD, SAY "JUNIOR MODESS")

ACTUALLY COSTS LESS TO HAVE PERFECT HEAT IN EVERY ROOM

SAY IVA AND EVERETT MUDGE

EXCLUSIVE COMBUSTION PRINCIPLE

HOLLAND'S patented dome-shaped grate keeps the fire shifting outward from the center. The slotted fire-pot brings pre-heated air up the outside edges, keeping the hottest part of the fire *against the casting*. This means more usable heat from every lump of coal you burn!

MADE-TO-MEASURE INSTALLATIONS

No guesswork about a Holland installation. It is planned in detail by our local engineer after a room-by-room analysis of your heating needs. His plans are then carefully inspected by our home office experts to make doubly sure they are engineered exactly right to heat every room perfectly.

INSTALLED BY HOLLAND EXPERTS

Your Holland system is installed by our own specially trained experts, under the engineer's personal supervision. These men are specialists who do nothing but install Holland equipment and know how to follow plans with unfailing accuracy.

HOLLAND FURNACE PLUS HOLLAND INSTALLATION

Works Wonders in Detroit Home

"OUR first winter with Holland warm air heat was a revelation," say the Mudges. "When we added up our coal bills, we were astonished to find them much lower than for any previous winter! It was real economy for us to buy a Holland but, more important still—we really got PERFECT HEAT in every room!"

EASY... LONG-TERM PAYMENTS

Thousands of others have had this same startling experience — comfort greatly increased, and heating costs actually lowered. Yet it's amazingly easy to enjoy Holland comfort. Holland efficiency keeps prices surprisingly low and, under Holland's own easy payment plan, you virtually make your own terms. All financing is done by Holland—no delays—no red-tape—small payments on a long-term plan.

NEW OIL-FURNACE AIR CONDITIONER

And Holland has perfected real low cost air conditioning. New Oil-Furnace Air Conditioner combines automatic oil burner, warm air oil-furnace and air conditioning equipment in one compact unit. Sets new records for low first cost and low fuel cost. Get the facts now—*MAIL* COUPON BELOW.

HOLLAND FURNACE COMPANY
HOLLAND, MICHIGAN

World's Largest Installers of Home Heating and Air Conditioning Systems

HOLLAND FURNACE CO., Dept. AH-7
Holland, Mich.
Rush me information on subjects checked.
☐ Holland Furnace
☐ New Oil-Furnace Air Conditioner

Name .....
Address .....
City ..... *State* .....

and if the parents have passable voices—or even a voice like mine which is fit only for "home consumption"—a family sing is likely to be a popular number in the program. Nursery rhymes go well, either with Mother as a soloist or by the "full chorus." Gestures sometimes add to the merriment. For example, I'd like to have a dollar for every time my nose has been "snipped off" while "the maid was in the garden, hanging up the clothes!" Another favorite in this family is the widely known, "Old MacDonald Had a Farm," with its endless verses and the necessity of remembering all the animals which have been mentioned in previous verses.

If the child or children are musically inclined, Mother can sing short sentences, making up the music as she goes along, and then have the youngsters repeat them, using the same notes. Or they can be asked to pick out a familiar tune, singing the syllables instead of the words.

There are many license plate games besides the one previously mentioned, based on figures instead of states. For instance, a hunt can be started to see who can first locate a series of plates whose final digits run from one to zero, inclusive. One of the many other variations is to search for a number whose digits add up to a previously determined total, such as thirty-four. Having too many of these games is rather a severe strain on the eyes and they should be sandwiched in sparingly, not overworked.

Worthy of passing mention is the idea of taking turns in rhyming words with some key word chosen at the beginning. As the children get older this can be extended to the composing of informal little poems, with or without key words which should be specified in advance.

If the children are blessed with good imaginations, and most children are, it's fun to play, "continued story." One person starts a story, making it up as he goes along. Just as he reaches an exciting point, he turns the tale over to the next player, who carries on with his own version of the yarn until he, too, reaches a place in the action when he sees fit to pass the narration along to the next one. Obviously, the story develops in most unexpected directions and the combined efforts sometimes result in a very creditable tale.

While we're on the subject of story-telling, it might be recorded that a majority of youngsters love to listen to stories. Usually the parents know their own possibilities as raconteurs, but sometimes they surprise themselves and their offspring with delightful stories that help speed the miles and minutes.

This takes us up to two old favorites which bring our list to a conclusion. The first is a game known by many names, although perhaps it is most commonly called "ghost." One player chooses a letter which starts some definite word that he has in mind. The next player adds a second letter, again with a word in mind which may be quite different from the original one. So it goes around the group, with each player adding a letter and trying not to have the word end with his addition. If he ends the word, he becomes one third of a ghost, and on his third ending becomes a full ghost and drops out of the game. Then his existence must be completely ignored by all the others. If another player speaks to him or answers one of his questions, that player immediately becomes a full ghost, regardless of his ghostly status at the time.

A dictionary is helpful equipment for this game, as the attempts to avoid ending a word often result in some queer strings of letters. Proper names are not allowed and words must contain three or more letters to count. If any player is skeptical as to whether a competitor actually

FROM HOLLYWOOD TO BORNEO
ITS SILENCE SAVES MONEY!

SERVEL ELECTROLUX *owners acclaim the thrifty, dependable performance of this refrigerator whose freezing system*

HAS NO MOVING PARTS

EVERYWHERE—the silent, different operation of Servel Electrolux wins friends. For it means freedom from noise. And it means, also, savings on running cost, food bills and upkeep.

This remarkable refrigerator has no moving parts in its entire freezing system. A tiny gas flame circulates the refrigerant—without friction or wear, without loss of efficiency due to moving, wearing parts.

See the beautiful 1937 Servel Electrolux models at your gas company or neighborhood dealer showroom. Remember, your gas company backs and services every one it installs.

• • •

For farm and country homes, Servel Electrolux runs on kerosene or bottled gas. Write for details. Servel, Inc., Evansville, Ind. (Servel Electrolux is also sold in Canada, Central and South America.)

"TEMPERATURE 90°—REFRIGERATION PERFECT" says Mrs. Martin Johnson, noted explorer, who took two Servel Electrolux with her into the hot, humid jungles of North Borneo. One of these refrigerators was used to guard the expedition's foodstuffs; the other to protect precious photographic supplies. Kerosene replaced gas as the fuel in both refrigerators.





"8 YEARS' AMAZING ECONOMY" reports Joseph Paterno, prominent New York builder, of the Servel Electrolux refrigerators installed in this fashionable Park Ave. apartment building in 1929. Today, tenants enjoy the same low operating cost as when the units were new. And the longer service and low maintenance cost of the gas refrigerator have meant continued savings for the management.

MOVIELAND KNOWS IT'S SILENT—Here is lovely Una Merkel with the Servel Electrolux refrigerator which she chose for her home. Miss Merkel is currently appearing in "Salt of the Earth," a Metro-Goldwyn-Mayer production featuring Wallace Beery.



FREE FROM NOISE—Traffic Policeman F. B. Cox of Los Angeles, California, gets plenty of noise all day. No wonder he says, "Servel Electrolux is my idea of the perfect refrigerator. It's free from trouble, free from noise."

"I RECOMMEND IT to all my friends for its economy and silence," says Mrs. A. Brown, 1037 N. Milton Ave., Baltimore, Md., "I have used a Servel Electrolux for over two and a half years, and have had no service trouble whatever."

SERVEL ELECTROLUX

THE *Gas* REFRIGERATOR

-blame yourself!

S.O.S. will clean those messy pots and pans in a hurry...with a dip, a rub, and a rinse

Yes, blame yourself, if you haven't S.O.S. handy at the sink—to cut grease, to remove burnt food, to shine up blackened pots and pans in just about the easiest, fastest way imaginable.

***A dip*—just moisten the edge of the S.O.S. pad. *A rub*—to remove every trace of food or scorching. *A rinse*—and you're done.**

Why not put these magic pads to work in your own kitchen—at once? Your favorite store has S.O.S. Or mail the coupon for a free trial.

Look for the YELLOW and red package

FREE Paste this coupon on a post card and mail to The S.O.S. Company, 6204 W. 65th Street, Chicago, Ill., for a generous free trial package. Or if you live in Canada, address The S.O.S. Manufacturing Co., 365 Sorauren Avenue, Toronto, Ontario.

Name _____

Address _____ 15

has a real word in mind when he adds his letter, that player can "challenge." If the other has no word in mind, he becomes an additional third of a ghost. If he does, the challenger adds a third. In either event, the next player starts a new word. In addition to being lots of fun, this game is beneficial to the vocabulary and consequently good for children who are old enough to participate.

The final game in this group is one of the most appropriate for car playing. It is an adaptation of another game which I can name only by calling it, "My aunt went to Paris." In the car version, the first player says, "We're going to Grandma's," (or wherever they actually are going), "and in our bag we have—," and then he names as ridiculous an article as possible, beginning with "a." The next player repeats what the first said and makes his addition of an article whose initial letter is the next in the alphabet.

Here's the way this amusing game works out. Connie starts with the statement, "We are going to Uncle Fred's and in our bag we have an atomizer." Billie is next and he says, "We are going to Uncle Fred's and in our bag we have an atomizer and a boomerang." Mother's contribution is, "We are going to Uncle Fred's and in our bag we have an atomizer, a boomerang, and a custard." Then Daddy adds, "We are going to Uncle Fred's and in our bag we have an atomizer, a boomerang, a custard, and a doormat." Having been once around, it's Connie's turn again and she donates an eggplant. So it goes until someone can't remember all of the items. That player then drops out and the game goes on until there is only one player remaining.

Although car games, like the circus, are indulged in "for the sake of the children," I'm not at all ashamed to admit that I enjoy them and welcome this diversion from the monotony of a long ride. As a matter of fact I am convinced that this is the general reaction and I only hope that the suggestions which have been given here will provide fun for everyone in the family and play their part in making lengthy journeys real pleasures instead of the hideous nightmares that they are sometimes unfortunately allowed to be.

Picnics give a man a chance!

[*Continued from page 42*]

However, your butcher can get you the proper steak if he orders from his packing house branch.

Now, for that sink! Curiosity must be appeased! Well, we needed a charcoal stove for our favorite picnic grounds, a little plot flanked by a high cliff that shuts off the hot sun of late afternoon in midsummer, split by a little trout stream that actually tinkles, and surrounded by a grove of fine evergreens. I found an old kitchen sink which I bought for a quarter. I had iron pipe legs brazed on, bringing the sink to stove height. Then a grid for the top—and we had as fine a charcoal stove as could be made. Ideal! The improvization was not original with me for I know a club that has a battery of over fifty such stoves for the broiling of steaks. The glowing charcoal, in an arrangement of this character, is just where it should be—under the steaks—to insure quick and thorough cooking.

Now; we have the steaks and the broiler, how about that paint brush? My dear lady, give me time! I refuse to be hurried, either at cooking or telling about it. Before we leave home I take sufficient olive oil—the quantity depending on the number of steaks to be broiled—and in it I crush a clove of garlic. If you dislike garlic, omit this phase of my formula, although I warn you that the toothsome aroma of the steaks will suffer for its absence. The olive oil-garlic is placed in a jar and packed with the steaks. Then—what's that? Oh, the paint brush? To be sure, and now we shall have its history. It was bought at the five and ten cent store and has a long handle and soft bristles. And after I got it home it was boiled, washed and otherwise sterilized.

And now the brush really enters into the business of the day—all set for broiling the steaks. Let's go! I dip my brush deeply and generously in my oil-garlic mixture and brush the steaks on both sides. Plop! Quickly now over the hot coals for a juicy searing instant and then a flip to the other side. As the steaks are turned from side to side to insure an even broiling, they are again and again brushed with the oil—and I hope—garlic mixture. When done, dot them with some butter, salt and pepper them to taste and serve instanter. You have never tasted a better steak. Didn't I tell you? Aren't they juicy and tender—and I hope yours will have the vague and utterly delightful memory of the garlic about them.

A side dish for the steak? Certainly, Madame! In fact, I sometimes have several of them. New potatoes browned in ashes, ears of sweet corn cooked in the husks. Such ventures, I find, usually result in an unspeakable mess—burned to a near crisp on the outside and almost totally raw in the middle. Whatever is to be served

It happens every day. Heating boilers and hot water tanks explode, wrecking homes—taking lives. Don't let it happen to you.

Before forgetting your heating system for the summer make sure that it is drained off and boiler thoroughly flushed. Then refill the boiler—if it is a cast iron boiler. Leave it empty if it is a *steel* boiler. Keep all furnace doors open during the summer and make sure—if you burn oil—that your oil tank is completely filled with oil. These simple precautions will go far towards preventing trouble, next winter.

Above all, read and follow the advice in our free booklet "Making Friends with the Furnace." It shows how to prevent explosions—tells how to cut your fuel bills. Send coupon today for your copy.

The EMPLOYERS' GROUP Practically every kind of insurance except life.

The Employers' Liability Assurance Corp., Ltd.
The Employers' Fire Insurance Company
American Employers' Insurance Company

No matter how careful you are, Residence Boiler Insurance is needed. Find out now about our free inspections. Ask any Employers' Group Agent.

THE EMPLOYERS' GROUP
110 Milk Street, Boston, Mass.

Send without obligation your booklet "Making Friends with the Furnace."

Name _____

Address _____

. . . FOR INTENSE BOILING OR JUST SLOW SIMMERING

"DUAL-THRIFT"

THE NEW TOP-COOKING ACHIEVEMENT . . .

SEE these new Glenwood "Dual Thrift" Burners perform and you'll realize the great progress that has been made in Gas Cookery. One thousand cooking heats . . . from just a mere warming flame to intense boiling.

When boiling has started turn the "Dual Thrift" burner down to "click" and the tiny simmer-center flame furnishes the exact amount of heat to continue the cooking without waste. Cutting down excessive boiling heat saves valuable food vitamins and prevents troublesome "boil-overs." And, it permits waterless cooking with a further saving in food values.

This new Glenwood Gas Range presents unsurpassed advancements in every other phase of cooking performance. Live, recirculating heat provides the most uniform baking possible to obtain. Thick, insulated walls retain the heat and keep the kitchen cooler in hot weather. Fast Gas broiling saves meat juices and insures a more nutritious steak. Set the oven heat control and your baking is taken care of automatically. Turn on the Gas and the top burners light automatically—even the oven, too, if you choose.

The new De Luxe Glenwood is made in series 4200 with large capacity six-burner cooking top; series 5200 with four-burner divided top has Monel metal center working space. Everything is included to increase to the utmost the utility value of Gas as a cooking fuel.

"There's nothing like GAS for cooking"

Advanced

Glenwood

GAS RANGES

Send for this instructive booklet →

What to look for WHEN BUYING A NEW RANGE

GLENWOOD RANGE COMPANY
Dept. 32-C — Taunton, Mass.

Send me your booklet, "What To Look For When Buying a New Range," and tell me where I may see the new Glenwood Gas Ranges.

Name _____

Address _____

City _____ State _____



What's your favorite salad? Fruit, fish, fowl—or vegetable? No matter, for lemon brings out the flavor of all of them—and thus belongs in every salad dressing.

Make a taste-test with Fresh Lemon Mayonnaise: Mix 1 egg, 2 tablespoons fresh Sunkist Lemon juice, a dash of pepper or paprika, and 1 teaspoon each of mustard, salt and sugar. Beat with a whirl-type beater as you slowly add 1 pint of salad oil, continuing until thick.

FREE BOOKLET OF 200 RECIPES

Five other basic dressing recipes, with variations, are given in Sunkist's colorful recipe booklet. Send coupon today for your free copy.

Copr., 1937, California Fruit Growers Exchange

Make *all* your dressings with lemons and enjoy your salads more



California Fruit Growers Exchange,
Sec. 2107, Sunkist Building, Los Angeles, Calif.

Send FREE, "Sunkist Recipes for Every Day."

Name_____

Street_____

City_____ State_____

with the steak must be ready on the split second when they are ready. Guesswork must be eliminated completely.

My usual vegetable is a popular combination of new potatoes, the little pink fellows, diced and cooked with tender young peas. Prepared at home, the addition of a little water and seasoning makes them ready for cooking. This combination cooks quickly on one corner of the grid and is a really fine accompaniment to the steaks.

Salad? Imagine a man-planned meal without a solid and sound salad! Sister, who is four and a very observant young person, says "When Daddy is mixing salad dressing he looks like the man in the grocery store." Now that I think of it, I *do* use a lot of materials. Let's see—there's olive oil and tarragon vinegar, salt, pepper, paprika, sugar, dry mustard, catsup or chili sauce, onion, and sometimes chopped olives. But the formula which combines all these things is simple and I will guarantee results. Mostly it's a matter of tasting rather than of exact measuring. A teaspoon or so of sugar, some salt, a generous sprinkling of paprika, a tiny pinch of mustard, and a little white pepper are thoroughly mixed. Then I pour on slowly, a generous quantity of olive oil, stirring constantly, then about a third or half cup of catsup or chili sauce and a little vinegar, added slowly. I stir all this for quite a little time, as all the ingredients must be thoroughly dissolved and blended. Taste frequently, possibly you may care for a little more oil—or a little less—or more salt or less sugar—as I said before, it's largely a matter of tasting. This dressing we place in a glass jar packed in a small ice container. The salad material may be any one of a number of greens or a combination of two or more—endive, leaf lettuce, watercress, what have you? The actual mixing, however, is postponed until just before serving time. Then each leaf, every available bit of each salad ingredient must be covered with the dressing. Toss and mix! Toss and mix! Be rather miserly with the dressing instead of too generous. A salad that drips with dressing is an bomination. The idea, as I see it, is to get a thorough coating of the dressing on every leaf or part of a leaf of the salad material.

Dessert—yes, if anyone has room for it! Fruit, as a matter of fact, for I have yet to reach that state of perfection where I attempt to make pastry. So fruit with perhaps a little really good cheese—then if the steaks and salad and vegetable have filled the aching void so completely that there is no room for dessert, there is no harm done, no wasted preparation and no wasted food.

But perhaps, for the sake of variety, the day before the picnic I shamelessly plug a ripe watermelon and fill up the cavity with tokay, port, or some other sweet wine. Then back it goes into the refrigerator. Try it some time on a hot and sweltering day!

Well, did you enjoy the picnic? That's just a sample meal! change the variety from time to time. Once in a while I pan broil my steaks, an absurdly simple process. I use a heavy cast iron or cast aluminum frying pan and get it so hot that it actually and literally smokes and then I cover the bottom of the pan with table salt. When the salt smokes, in go the steaks for the usual quick sear and flop, and then a turning from side to side until they reach the stage of "doneness" desired by the individuals who are to eat them. This is almost as good as broiling over the charcoal, a smoky job, however, in the average kitchen. Contrary to some expectations, the steaks will not be over-salted. Then, too, when you cook 'em this way, there's the advantage of being able to make gravy—pan gravy that most men go for in a big way. Just add a little water, stir briskly, then some more water, and when the mixture bubbles, pour it into a hot bowl and watch the picnickers fight for their share—or the other fellow's.

Mashed potatoes, too, are a fine picnic food and easily prepared. If you want the audience to cheer take a tip from me and add a half cup of finely minced young and tender onions while the potatoes are being mashed.

Soup, of a cool fall evening, is an excellent prelude to a picnic dinner; canned soup, if you like. Or try this very simple plan: toss a cup of finely diced mushrooms and minced onion into a half cup of bubbling butter and sauté them to a delicate golden color. Then add a can of beef, bean, chicken or pea soup and the appropriate amount of water or milk. Cook slowly for a few minutes and serve with a generous supply of crisp and crunchy croutons which have been prepared at home.

Ever broil hamburg? Soon, you will say, this man will be telling us that it is possible to eat soup

"WHAT D'YA MEAN, FALSE ALARM! IT'S DELICIOUS SHREDDED WHEAT AND STRAWBERRIES!"

Big, golden-brown Shredded Wheat biscuits, topped with red, juicy strawberries—it's the grandest flavor that ever put out a three-alarm call to appetites.

"I JUST REMEMBERED WE'RE HAVING SHREDDED WHEAT AND STRAWBERRIES FOR LUNCH."

Dive into this delicious dish tomorrow morning—get its energy-building carbohydrates, vitamins, proteins and mineral salts!



"AN' WHY DIDN'T YE SAY IT WAS SHREDDED WHEAT AND STRAWBERRIES YE WAS RUNNIN' AFTER?"

Calling all housewives! Go to your local grocer today! Order in a supply of this favorite breakfast of millions!

A Product of NATIONAL BISCUIT COMPANY

The Seal of Perfect Baking

Bakers of Ritz, Uneeda Biscuit and other famous varieties

More Than a Billion Shredded Wheat Biscuits Sold Every Year

the new 7th Wonder

SEALSAC

The original handy zipper b
★ Keeps foods fresh in the frigerator. ★ Ideal for picn
★ Keeps sandwiches m and wholesome. ★ Us for wet swim suits.
★ Also SealSac B Covers...tight-fitting ers for bowls, jars, bott plates, etc. Keep lefto fresh, imprison od prevent spilling.

Made by SealSac, Inc. New York and Los Angel

AT ALL LEADING STORE

The surest way to please your baby at mealtime is to feed him Heinz Strained Foods! Try them yourself. You're bound to like their natural color—prefer their "garden" flavor. Heinz cooks the country's finest vegetables and fruits scientifically, with dry steam, in sealed kettles. Thus their valuable vitamins and minerals are retained in high degree—cooked *in*, never out! Your grocer has 12 kinds of Heinz Strained Foods. You'll pay no premium for their *extra* quality!

Guard your baby's health—look for these two Safety Seals . . . . . .

ACCEPTED AMERICAN MEDICAL ASSN. 57

HEINZ
STRAINED FOODS

Colonial Pine Stain

Gives to new pine the color, texture and finish of real old pine with one application
Send for circular.
COLONIAL STAIN COMPANY
157 Federal Street Boston, Mass.

ronial Luxembourg Les Cinq Fleurs Frontenac

Unusual Opportunity

To fill in your inactive and obsolete patterns of flat silver. We have accumulated more than two hundred of these patterns, such as:

Bridal Rose	*Lily-of-the-Valley*
Canterbury	*Louis XV*
Frontenac	*Medici*
Georgian	*Norfolk*
Les Cinq Fleurs	*Orange Blossom*
Lily	*Violet*

This silver has been refinished and is offered in first-class condition and materially under the price of new silver.

☆ *Unusual Silver* ☆

We have one of the largest stocks of unusual silver in the United States, same consisting of Tea Services, Compotes, Pitchers, etc., by America's Leading Silversmiths, also foreign makers.

Correspondence Solicited
Silver Sent on Approval

JULIUS GOODMAN & SON, INC.
47 South Main Street
Memphis, Tennessee

with chop sticks! Perish the thought! Mix the hamburg (and have your butcher grind it before your eyes from good beef and not from sundry scraps) with onion and egg and a little salt and pepper. Mould it into good sized cakes, not too thin or you'll have trouble in turning them. You'll find the lowly hamburg will make a fine meat course or a most excellent sandwich filler.

Picnics are great fun for the entire family. Too often, out-of-doors excursions are spoiled by a world of preliminary preparation of a wide variety of sandwiches and other items. After all, my meals have the virtue of simplicity. They are ideal out-door meals, hot, savory, and easy to prepare. Try a picnic meal such as has been outlined and I suspect you will never return to the bothersome soggy and unappetizing array of cold foods.

Major and minor

[*Continued from page 48*]

amount of pectin in the fruit that made the difference. Correct proportions of sugar according to the quality and



Which will you have—a nest of blue glass Hazel-Atlas mixing bowls, or the graduated Wear-Ever aluminum bowls? Or, a Wear-Ever aluminum preserving kettle? They'll all serve you well

quantity of pectin in juice is absolutely essential if the jelly is to have the proper consistency. But with this Jelmeter you hold your finger over the bottom end and pour in the fruit juice from the top until it is full. Take your finger away and allow the juice to run out for one

A new Mirro funnel with a surprising assortment of tiny sieves and colanders for pouring food into jars. Also, Mirro skimmer—for a scum will rise on our cooking jelly! Right, and center, a recently improved Wear-Ever dipper and colander to aid all who would can

GENERAL ELECTRIC steps ahead of the field with one of the most amazing advancements that has ever come to electric cookery—the new Tripl-Oven (3 ovens in one)! Now you can have precisely the heat you require for every type of oven cooking—at record low cost!

In the TRIPL-OVEN you get: A small speed oven for single-shelf baking; a big master oven and a new-type smokeless broiler of unusual flexibility and speed! G-E Hi-Speed Calrod cooking units insure matchless durability and economy.

Whole meals can be cooked on the new G-E Range *automatically.* Prepare the food, put it in the oven, set the timer clock—that's all. At mealtime your dinner is ready—piping hot—done to a turn. It will look better and taste better, too, for G-E electric cookery preserves the good, natural juices and flavors!

Make your next range one that will stay modern a long, long time. That means General Electric! You can buy on easy monthly terms if you wish. General Electric Company, Nela Park, Cleveland, Ohio.

MODERNIZE ELECTRIFY your KITCHEN

THREE OVENS IN ONE

1.
THE SPEED OVEN
Upper section provides smaller oven that is 10% to 30% faster and uses 10% to 45% less current. Heats to 400° in less than five minutes.

2.
THE MASTER OVEN
Extra large capacity. Preheats at super-speed. 20% greater space than conventional ovens and will accommodate two 15-lb. turkeys at one time.

3.
THE SUPER BROILER
Duplex Hi-Speed Calrod unit that broils any size steak. Greater flexibility in both speed and capacity. New adjustable smokeless broiler pan.

GENERAL ELECTRIC RANGE
with exclusive **TRIPL-OVEN**

Mrs. America has said-

"JUST THE KITCHEN I WANT"

50,000 TIMES!

And she's said it about a kitchen plan that Curtis helped her make!

For Curtis are kitchen specialists—first to offer a planning service based on *practical* kitchen experience—first to see how beauty, utility and convenience in the kitchen would save time and steps for housewives. And 50,000 "Mrs. Americas" have helped to make the Curtis Kitchen Planning Service the most efficient you can find. For 50,000 kitchens can't be wrong!

Curtis Kitchen Planning Is FREE

In the Curtis planned kitchen, the color scheme is *your* selection! Modern, sturdy, sanitary Curtis cabinets are delivered in dustproof cartons, ready for quick installation. *Your painter decorates them.*

Experience with 50,000 "Mrs. Americas" and 71 years of woodworking experience have taught Curtis how to build wood kitchen cabinets. There is a wide selection of styles and sizes to fit every practical need. Doors and drawers open easily—close silently, tightly. Cupboards have ends, backs, bottoms to keep out dust and insects. Inside corners



are "stubbed" for easy cleaning and Curtis cabinets are backed by the "Good Housekeeping Seal of Approval."

Wherever you live—there's a near-by Curtis dealer who can help you. So whether you are building a new home, or remodeling an old one, mail the coupon.

CURTIS COMPANIES SERVICE BUREAU

Dept. AH-7K

CLINTON • IOWA

Curtis is nationally known for fine woodwork for homes. The line includes: Silentite Double-Hung Windows, Silentite Casement Windows, Exterior and Interior Doors, Frames, Trim, Entrances, Moldings, Panel Work, Cabinet Work, Mantels, Stairways, Shutters, Screens, Storm Doors and Windows, Garage Doors, Mitertite Door and Window Trim.

CURTIS WOODWORK

Curtis Companies Service Bureau
Dept. AH-7K, Clinton, Iowa
Please send me information on planning a modern Curtis Kitchen ☐
In building ☐ Remodeling ☐
And I'd like to know about other Curtis Products too ☐

Name _____

Address _____

City _____ State _____

minute. Then put your finger over the bottom again and note the level of the juice on the tube. The figures on the line nearest tell you the proportions of sugar to use for each cup of juice.

Here's another tip, too, to use



The very latest thing in aluminum preserving kettle, colander, funnel, and dipper from the West Bend Aluminum Company

on jelly and jam day. Mrs. C. tells me that she always lays a five-inch piece of sterilized string across the top of the glass just before pouring on the melted paraffin. To remove the paraffin later, you don't have to dig around with a knife, mixing the jelly with the paraffin, but you pull on both ends of the string, lifting the paraffin out with it.

For further ideas for jams and jellies look on page 49 of this issue, American Home—"French Confitures" they're called. Make them now and give them away next Christmas and you'll charm even your very worst enemies.

House for a work-at-home husband

[*Continued from page 31*]

Though the scientifically planned room arrangement revolves about Mr. Webb's needs, the decorative scheme is developed around Mrs. Webb's dream of an all-white house, inside and out, including the roof! "Most people's dreams never come true—but mine did," said smiling, vivacious Mrs. Webb. "I've always wanted a white house without the slightest hope of having one, since our home at Forest Hills, Long Island, is a sturdy and practical red brick house with a slate roof—beautiful, but not white!"

Light and airy throughout, the house is completely "in tune." From the entrance hall there is a vista through French doors to a jacaranda tree filled with lavender blooms in June and July. The dining room windows face the west, permitting the sunset's afterglow to mingle with the candlelight of the dinner hour. The breakfast room on the east catches the first rays of the morning sun.

The all-white kitchen is highlighted with touches of red. The

Her Lovely Clothes Protected from Moths at the Universal Studios by LARVEX

Your clothes are just as important to you. Now *get rid* of moth dangers as movie stars do. Spray with Larvex *today*.

Spraying with Larvex is the complete safeguard advised by scientists and used by manufacturers of costly woolens. It penetrates to the very center of every woolen fibre. Moths starve to death rather than eat the fabric.

Odorless, stainless, Larvex does away with the clothes storage problem, too, for one Larvex spraying lasts a full 12 months.

Spray with Larvex today and forget the moth problem this year!

Mothproof with LARVEX and be sure

Glover's Worm Medicines have been used by leading Dog Fanciers for over 60 years. They are safe, sure. In capsule form for Round Worms, Hook Worms and Tape Worms. Also Vermifuge in liquid form. *Insist* on GLOVER'S.

GLOVER'S *Double Action* **FLEA POWDER**

Positively Kills Fleas and Lice

Guaranteed to rid your pet of Fleas and Lice. Special parchment-lined sifter top protects against atmosphere. No talcum filler added. 35¢ can.

GLOVER'S KENNEL and FLEA SOAP contains special medication. It also kills fleas and lice. Removes doggy odor.

FREE! 48-page **DOG BOOK** complete with Symptom Chart. Also free advice by our Veterinarian. Write for your free copy today to

GLOVER'S

Dept. 98—462 Fourth Ave., New York City

walls are tiled in white with red liner strips. The ceiling is papered with tiny red stars on a field of white, and windows have white curtains dotted with red, embroidered stars.

The master bedroom, in blue and white, has two clothes closets with shutter doors in addition to a dressing room. The guest room, in brown and white, is located on the street side of the house. The knotty pine den has a carefully ventilated wine closet and bar cupboard lined with mirrors and conveniently equipped with a copper bottom-shelf.

Enthusiasm for this novel house is contagious. Friends seeing it for the first time say to Mrs. Webb, "Why, Jeanie, it's just a *dream house!*" Even the little florist boy, delivering a huge bouquet of violets, presented the package in a sort of daze as he looked around, overcome by its charm, and said, "Gee, Lady, this is a regular *dream house.*"

It never rains on a golf course

[*Continued from page 28*]

add a little yellow to the white lead and turpentine. Apply this coat with a soft flat brush and when it is dry, sandpaper lightly with very fine sandpaper.

Next comes the color. I have become somewhat tired of seeing so much stock color spread out over the landscape. We have our old-timer's raw colors, and there is no reason why we can't mix up something of our own. I have composed (just like a song writer) three or four shades which I present for the approval of your garden: a Rhapsody in Sandwich turquoise blue, a sort of peach coral, an old-time mustard, and a deep ivory. I can give you a sort of formula for mixing but, as a matter of fact, this mixing is governed a good deal by chance and your own taste.

The turquoise blue: two parts of emerald green, three parts of cobalt blue, and eight parts of white. Peach-coral: one part of brilliant red, four parts of cadmium yellow, twelve parts of white. The mustard: one part of emerald green, four parts of chrome yellow, and twelve parts of white. The ivory: white with a mere dash of burnt sienna. Use a teaspoon to measure with and scrape off level with a knife. Mix the colors with turpentine and be sure to mix enough for all the work, because it is difficult to match mixed colors. Add enough turpentine and boiled oil to give a paint-like consistency. These colors are very strong and a little raw color makes a lot of paint. Apply this color with a flat brush

Gimco-insulated home of Bernard F. Murphy, Niagara Falls, N. Y.

AS LITTLE AS 28¢ a day
MAKES A HOME LIKE THIS
UP TO 15° cooler

Good news for those who suffer during hot, summer weather. Now, you can easily afford the comforts of a Gimco-insulated home. The cost is surprisingly low. And, if you wish, liberal terms with *no down payment* can be arranged! Imagine . . . for less than you spend each day for lunch, a home like this can be made up to 15° cooler! Gimco checks summer heat . . . provides for restful comfort all day and refreshing sleep at night.

LASTING PROTECTION

Gimco checks the sun's heat in summer . . . the furnace heat in winter.

Gimco's efficiency is unsurpassed by any other building insulation. It is as permanent as the house . . . won't decay, pack down or dust out. It can be installed in *any* home, old or new, regardless of size or type of construction.

GIMCO PAYS FOR ITSELF

In winter, homeowners find that Gimco keeps every room warmer . . . and in addition, saves up to 50% of their fuel bills. It is a lasting investment that soon pays for itself out of savings . . . then pays a dividend each year as long as the house stands.

Gimco

ROCK WOOL HOUSE INSULATION
Made by the world's largest exclusive manufacturers of rock wool products.

MAIL COUPON FOR FREE BOOK

NEW BOOK entitled "Better Living" tells how *you* can enjoy greater comfort summer and winter.

GENERAL INSULATING & MFG. CO.
Dept. K, Alexandria, Indiana

Yes! Send me at once your Free Book entitled "Better Living."

Name_____

Address_____

A soft brush and thin color leave few brush marks and no streaks.

Now, perhaps you don't wish to go to all this trouble with mixing. In that case, buy shades as near these as possible in prepared flat color of first grade paint. It must be paint that will dry dead, because we are going to stencil it. The stores have charts with all the colors shown, also carrying instructions as to what ones to mix to get other shades.

The colors used for stenciling can be these same ground in japan colors, or they can be regular artist's oil colors. So many shades are needed, perhaps it would be just as well for the stencil designs to use small tubes of fine grade artist's oil colors.

Now for the stencil: We cut our own. Draw the design to fit the space, as a chair arm, a slat, or any flat surface. Any tough paper will do for a stencil. The old-time stencil-cutters used the pages of old account books, which were, of course, of the best rag paper. For our purpose, a handmade English drawing paper is fine. But if you can't get that, any thin, tough paper will do. For this work I am not keen about the regular stencil paper which is thick.

The designs shown in this article were not made in one piece. Instead, every flower, every leaf was a separate stencil. In this way you can compose your designs in a great many different patterns, using the same stencils. Where to get the designs? Some of mine I made up; some I got from seed catalogs. I simplified them as much as possible. Draw single lines, keeping the design very simple; then double the line because the knife cuts twice. Put in bridges wherever strength is needed. (Bridges are the little pieces of paper left between cuts.)

Use a very sharp small bladed knife; a good quality pocket knife will do. Wrap the knife with adhesive tape up to within an inch of the point: this protects the fingers and enables you to hold it like a pencil. The nearer to an upright position the knife is held, the better the cut will be. Cut on a piece of glass—not wood. Glass gives a smooth, even edge.

To stencil: Place the stencil on the surface to be decorated, holding it flat with two fingers. The color has been mixed. Use one shade at a time. Mix the color needed, adding just a drop of the boiled oil to make it workable. These stencil colors should never be wet; just barely workable. If too wet they leave blobs under the stencil.

Take a piece of velvet (your mother's ball gown will do! Or you can cut off the collar of Dad's dress suit!) Well, perhaps an *old* piece of velvet would be better, say a piece of the gorgeous affair with which Aunt Eunice knocked

Put Your HEATING and AIR Conditioning Problems up to

WATERBURY

PROFIT by the specialized engineering knowledge and experience of the WATERBURY organization, extending over a quarter of a century. WATERBURY has won national recognition for leadership in modern furnace construction. New high standards of efficiency, economy and dependability . . . advancements far ahead of the field . . . have been developed in the WATERBURY line.

An engineering triumph in combining efficient warm air heating and winter air conditioning for homes . . . with remarkable records in fuel economy. Fully automatic in operation . . . it cleans, heats, humidifies and circulates the air to every room . . . silently, evenly, gently, without drafts . . . healthful warm air heat "as refreshing as a June sea breeze."

Housed in a cabinet of thrilling beauty, finished in pleasing green enamel and chromium trim. Clean and quiet in operation, it simplifies the attainment of an attractive basement living room.

Summer Comfort, too! A cooling unit may be easily added to the COMFORTROL OIL-O-MATIC, giving full control of home air conditions throughout the year.

WATERBURY also makes COMFORTROL Air Conditioners for use with other oil burners and a complete line of efficient, economical warm air furnaces . . . for any fuel and for any home, large or small. Expert factory engineering service is available through your local WATERBURY dealer.

Write for this FREE Book

"Controlled Winter Comfort for the Home" is your guide to efficient, healthful, economical heating and air conditioning. Fill out and mail the coupon today . . . no obligation.

WATERMAN WATERBURY CO.
1163 Jackson St. N. E., Minneapolis, Minn.

Please send me your book on home heating and air conditioning.

Name.....

Address.....

.....

My dealer or contractor.....



The **WESTERN PINES*** are nice to live with

THINK how pleasant it must be to have a meal in this dining-room. For there is an air of cheerful welcome in the smooth, refreshing luster of enameled Western Pines. Sash, door, cupboard, and dado—built with these clear-grained, soft-textured woods—show why the Western Pines are noted for the beauty and long life they give to enamels, particularly the lighter colors.

FREE! If you plan to build or remodel, you'll find "Western Pine Camera Views" a source of help and inspiration. Write today. Western Pine Assn., Dept. F-38, Yeon Bldg., Portland, Ore.

***Idaho White Pine** ***Ponderosa Pine** ***Sugar Pine**

THESE ARE THE WESTERN PINES

'em cock-eyed way back in the eighties. Wrap this piece of velvet around your forefinger. This primitive engine of art is the sole agent for decorating all the garden furniture in the place. No brushes, no mall-stick, no Windsor tie, no beret. Nothing but velvet on the forefinger.

Dab it in the color and work it around on a piece of glass or tin to get it well distributed and the surplus off. Now dab on the stencil. (The official word is "pounce" but every time I write it I think of a tiger and it confuses me.) However, call it a pounce if you like. Go over all the open part of the stencil which calls for that particular shade. To shade another color into this one, take a fresh spot on the velvet and just dab on the new color. By patting with a nearly dry piece of velvet you can get the finest shading imaginable. It is amazing how easy and satisfactory it is.

This pouncing method leaves no blobs underneath the stencil, as brushes often do. Painting with stencils is many times quicker than painting with a brush. The rawest amateur with his stencils and pouncer can decorate ten chairs, while a first-class artist is doing one in free hand. But, of course, it does take time to cut the stencils in the first place. However, these stencils last for a long time. They can be used for other articles. The stencils on page 28 have been used on old iron trays, clock glasses, and, of all things, a Hitchcock chair.

When the design is all on and dry there is nothing else to do but apply two coats of good varnish. What kind? Well, in my days in ye olde, olde coach shoppe, we used what was called the best quality coach varnish. It cost many dollars per gallon. Perhaps you can get this now, but a similar varnish can be had, no doubt; one that is meant to defy sun and rain. The highest priced varnish is the least expensive, I can assure you.

I think this method of glorifying our shabby garden gear is not only fun, but extremely worth while. A piece of outdoor furniture is deserving a bit of decoration. And stenciling—something of a lost art—is extremely attractive. It is all very easy, with the possible exception of cutting those stencils. I do not recommend "boughten" stencils. They may be well thought of by their makers, but they are not truly yours, in design or cutting. And, between you and me, if you dig right into it, you can cut a better stencil yourself than any you can buy. Just a bit of practice is all that is needed for this.

The stencils in color shown on page 28 are suggestions. They can be varied to suit the spaces, which will be necessary, as all panels, arms, and so on are not the

NEW FOOD TREATS FOR SULTRY DAYS

● Add zest to your outdoor eating with the fresh-from-the-sea flavor of Sakura-Musume Crabmeat! It's easy—and economical. You can fix mouth-watering sandwiches—salads—casserole dishes with the firm, tender pieces of this satisfying delicacy in very few minutes!

FREE—*Recipe Book of Deep-Sea Delights. Solves your summer menu problems. Write—Mitsui & Co., Empire State Bldg., New York, N. Y.*

SAKURA MUSUME
Fancy Japanese
CRABMEAT

INSTALL AUTOMATIC HEAT AND AIR CONDITIONING NOW

AND BE SURE IT IS COMPLETELY AND AUTOMATICALLY CONTROLLED

MINNEAPOLIS-HONEYWELL Control Systems

BROWN INDUSTRIAL INSTRUMENTS
NATIONAL PNEUMATIC CONTROLS

AUTOMATIC CONTROLS

SEND FOR THIS BOOK

MINNEAPOLIS-HONEYWELL
REGULATOR COMPANY
2790 Fourth Avenue South
Minneapolis, Minnesota

I want to be correctly informed about True Air Conditioning Please send me your book "This Thing Called Automatic Heat and Air Conditioning."

NAME

ADDRESS

CITY STATE

same size. Such variations are not difficult to make. In covering large surfaces, I suggest making separate stencils for each flower, leaf, or bit of design, as explained before. They are handled better this way, and if you ruin one, a whole design is not lost. With a group of small individual stencils, the variation of any master design is really quite easy to do.

A talk before our Woman's Club

[Continued from page 39]

breast with a long pole, merely regarding him indignantly with an angry eye, and expostulating in bird language that evidently was not fit to be heard.

Neither were our pitiful attempts to reserve our fruit for our own consumption of much more avail with the small boys of the neighborhood. I remember my sister's remonstrating with a small boy who was despoiling our vines of their choicest grapes. He commanded her insolently to go into the house and *fermez la bouch.* He did not say it in French, to be sure, but in its horrid English equivalent which I hesitate to quote. (You know one can always say, or read, or hear things in French that would not do at all in forthright English!)

In that delightful book, "My Summer in a Garden," Charles Dudley Warner speaks mournfully of his young pear tree. "You set it out," he says, "enrich the earth, train and trim it, vanquish the borers and watch its slow growth. Show it to your friends, reading to them the French name on the label which you can never remember. You take an honest pride in it. . . . Finally, you are rewarded by one pear. You take it into the house, divide it into as many sections as there are members of the family, and each member thoughtfully pronounces its flavor delicious. The next year the tree bears a half bushel of pears. You watch them turn from green to a rich yellow shot with red. The next day, you decide, you will harvest those pears. . . . Beware, that night thy fruit shall be required of thee by a boy!"

Evidently Mr. Warner is the author of the belief held by some naturalists that a child is only a zoöphyte, with a stomach and radiating feelers seeking something wherewith to fill it.

The food that our neighborhood children prefer is English walnuts. We have one nut tree, which we regard with interest; but seldom are we permitted to sample its fruit. Now, if our small zoöphytes would only confine their depredations to two of our



Colonial Lighting Fixtures

Colonial Brass Andirons, etc.

Authentic reproductions of Early American and Colonial designs. Lighting fixtures for every room in your home. Exquisite Colonial outdoor lanterns. Made of Bronze, Copper and Brass. Send for free booklet showing sketches.

Save Money—Buy Direct

Colonial Specialties Company
Box 584, Oak Park, Illinois

SECTIONAL STEEL GARAGES

That Look Like Wood
$119 and up—
Shipped Anywhere
Freight Prepaid—500 miles
Easily Erected, Dismantled and Moved.
Tool Houses—Storage Sheds
Work Shops—Pump Houses
Steel Utility Buildings for All Purposes
Circular—A
JOHN COOPER CO.
307-9 Second St. Hackensack, N. J.

NEW Satin Finish is NOT slippery. NO polishing. Resistant to wear and water, on floors, linoleum, furniture and woodwork. Lasts for years. At paint and hardware stores. Pratt & Lambert-Inc., Buffalo, N. Y.

"PRATT & LAMBERT"
A GOOD HOUSE PAINT

NEW KIND OF SEAL
FOR JAMS..JELLIES..ETC.

JIFFY-SEAL FOR EVERY KIND OF GLASS OR JAR!

Saves Time—Money—Labor—Materials

A MARVELOUS new invention needed by every housewife who makes jellies, jams, etc. Seals any glass or jar in ½ the usual time, at ⅓ the usual cost! No wax to melt—no tin tops to sterilize—no mess—no waste. A perfect seal every time. Amazingly easy to use. Try Jiffy-Seals—the new transparent film invention. If not yet at your dealer's, send 10c for full-size package to CLOPAY CORP., 1250 Exeter St., Cincinnati, Ohio.

At Your 5c and 10c Store, Grocery and Neighborhood Store

Safe for the most sensitive skin, Nonspi is the dependable anti-perspirant. No under-arm moisture or odor to ruin fine fabrics. One application gives you perfect protection for two to five days. 35¢ and 60¢ in drug and department stores everywhere. Slightly more in Canada. Try Nonspi—today.

NONSPI OFFERS YOU THESE FOUR ESSENTIALS OF PERFECT PROTECTION AGAINST UNDER-ARM MOISTURE

1. *Nonspi has been pronounced entirely safe* by highest medical authority.
2. *Nonspi may be used full strength* by women whose delicate skin forces them to use deodorants half-strength, with only half-way results.
3. *Nonspi protection lasts from two to five days*...and you can depend on it.
4. *Nonspi's siphon-top bottle prevents contamination.* And there's no dripping or waste with this patented Nonspi applicator.

Safe **NONSPI**

Pronounced "Non-spy"...Means "The Safe Deodorant"

PUTTERING GARDENER

paints annoying blister with New-Skin and forgets it

To take aches and blisters with nary a moan is a hide-bound tradition in gardening. But this trowel pusher figured the aches were enough—so keeps New-Skin to ease blister pain. He just cleans off the tender spot and dabs New-Skin on. It forms a transparent, waterproof covering that keeps out the dirt and protects from infection. Dries almost instantly and will not wash off.

A medicine chest necessity for more than thirty-five years. Used for blisters, cuts, all minor skin injuries.

NEW-SKIN

at all druggists. 15, 30 and 50 cents.

MARSH SHIELD LIGHTS

PATENTED

A complete lighting fixture including concealed bracket, wired, ready to install. Shield detachable from bracket.

Many Interesting Designs & Silhouettes

Different flower design in each shield available. Prices from $7.50 and up with shield and bracket complete.

Write for booklet on this unique new lighting treatment.

JAMES R. MARSH, INC.
ESSEX FELLS, NEW JERSEY
Creators + Designers of Lighting Fixtures

No. 10688—$10.00 Ea.

STUDY INTERIOR DECORATION AT HOME

SIX WEEKS PRACTICAL TRAINING COURSE

Authoritative training in selecting and assembling period and modern furniture, color schemes, draperies, lamp shades, wall treatments, etc. Faculty of leading decorators. Personal assistance throughout. Cultural or Professional Courses.

Home Study Course

starts at once • Send for Catalog 12C

Resident Day Classes

start July 6th • Send for Catalog 12R

NEW YORK SCHOOL OF INTERIOR DECORATION

515 Madison Avenue, New York City

plum trees we would have no complaint to make, for these trees bear a variety of plum which I like neither cooked nor uncooked. Nearby grows a Satsuma plum which I like exceedingly when cooked, but it produces only a scant dozen of plums every other year, whereas its two neighbors bear prolifically year after year. My husband says I look in the city directory to find people to whom to take those plums; but I notice my friends are never so enthusiastic and grateful the second year. And anyway my husband has finally refused to pick plums for all Los Angeles. And to think I should have two of those trees—of the same identical kind!

The best single example of total garden depravity that I know is devil grass. We planted a clover lawn sixteen years ago. At the end of the first year we paid a Japanese $100 to eradicate the devil grass that had insinuated itself in our lawn. At the end of the second year we paid him $200. Since then we have ceased to struggle, and we now own one of the finest and thickest devil-grass lawns in all Southern California. But, due to the contrariness of all objects, both animate and inanimate, even devil grass won't grow on a bare spot to the east of our house, whereas it takes only the first gentle rain to turn our croquet ground and our dirt tennis court into a thick carpet of verdure that all has to be laboriously dug out. Only last week a Japanese pushed a card under our front door which read, "Devil and other bad grasses taken care of." It falls to my husband's lot to take care of our "bad grasses," and for his encouragement I sit on the brick wall and quote to him sweetly: "Hoeing in the garden on a bright, soft May day—when you are not obliged to do it—is nearly equal to the delight of going trouting." In the East, they have a saying, "as mean as pusley." In California it could be amended to, "as mean as the devil—grass."

I imagine that one reason why my husband and I are not better gardeners is due to the fact that we do not keep a toad. In the East, my father always kept a toad. To be sure he was apt to hop out unexpectedly (the toad, I mean, not my father) and give one a fright, but he was of untold assistance against the bugs and beetles that live on one's choicest and rarest plants.

I can never remember the names of these plants any more than I can of people, but I have a method that answers very nicely—as nicely as those fine name cards that are sometimes pinned on people's chests at church socials. Easterners are always asking me the name of a yellow shrub that grows just outside our sunparlor window. It begins with S—but that is as far as I can get. So I have written it on the window casing, and now I stroll nonchantly to the window (as if to observe the shrub the better), read the name and repeat it to my visitor quickly before I forget it. A plumbago bush grows beside our driveway (fortunately *its* name occurs to me at this moment), and as we await our shabby automobile, my eastern friends invariably ask me the name of this pretty blue flower. There is no convenient window casing handy, but I intend to print "plumbago" on our auto, and then, as I assist our guests into the car, I will casually tell them. As we roll along I always take pains to point out the mesembryanthemum to those of my guests who evidence that annoying, insatiable thirst for botanical knowledge possessed by many Easterners. It is one of the few California plants I know—and anyway I like to roll over my tongue the magnificent syllables—mes-em-bry-an-the-mum.

Possibly it is this fatal facility which has given the garden chairman of our club the mistaken idea that I can speak on Gardening. However my subject is not so much Gardening—of which I know nothing—as it is Gardens—which is quite a different matter. So with the foregoing, slight introductory remarks, I plunge into my subject. . . .

Our chairman neglects to mention whether she means flower, fruit, or vegetable gardens. I am quite at a loss. Probably she means flower, but the most widely known garden in all the world, and of all time, must have been a fruit garden. At least we know that it contained a fig tree and an apple tree.

However, the earliest garden in my history was a vegetable garden. I do not remember it at all, but I have often heard my mother tell of how, at the age of one and one half years, I was one day lost for several hours on my grandfather's farm, to the great dis-

YARD INCINERATOR and RUBBISH BURNER

Genuine porcelain enameled steel—black and white speckled—will last for years—burns paper, leaves, grass, garbage, etc. Lights at top—burns downward — requires no fuel. Sparks cannot escape. Ashes removed from bottom after several burnings, and act as plant fertilizer. Solves garbage problem wherever no disposal is available. **No. 1** Size holds 1½ bushel, wt. 60 lbs., price **$22.50. No. 3** Size, 3 bushels, wt. 115 lbs., price **$31.50.** F.O.B. South Bend, Ind.

Approved by prominent testing laboratories

Price $22.50

F. O. B. Factory cash with order

The Malleable Steel Range Co.
South Bend, Ind. **Dept. A-5**

TOILET ODORS are a danger sign. They mean germs! And germs breed fast in hot weather. Don't take chances on an unsafe toilet bowl. Sani-Flush cleans and purifies —without scouring.

This odorless powder is made scientifically for toilets. Just sprinkle a little in the bowl. (Follow directions on the can.) Then flush, and the job is done. Stains and spots vanish. The porcelain glistens. Odors go. Germs are killed. The hidden trap that no other method can reach is safe and sanitary. Sani-Flush cannot harm plumbing.

It is also effective for cleaning automobile radiators (directions on can). Sold by grocery, drug, hardware, and five and ten cent stores —25 and 10 cent sizes. The Hygienic Products Co., Canton, Ohio.

Sani-Flush

CLEANS TOILET BOWLS WITHOUT SCOURING

Guaranteed to kill ROACHES

Made expressly to kill roaches, Peterman's Roach Food gets them all — young and eggs too. Just scatter the powder along baseboards, in floor cracks, under sink, etc. Roaches eat, return to nest and die, leaving NO ODOR. A 24-hour-a-day killer. Safe to use. 25c, 35c and 60c a can at any nearby drug store.

PETERMAN'S ROACH FOOD

WHEN YOU CHANGE YOUR ADDRESS

Be sure to notify the Subscription Department of THE AMERICAN HOME at 251 Fourth Ave., New York City, giving the old as well as the new address, and do this at least four weeks in advance. The Post Office Department does not forward magazines unless you pay additional postage, and we cannot duplicate copies mailed to the old address. We ask your cooperation.

Going away?

Brides, vacation campers, travelers or just stay-at-homes — this is the month everybody seems to be ordering their

CASH'S *Woven* NAMES

Protect Your Belongings, Too!

Trial Offer: *Send 15c for one dozen of your own first name and sample of NO-SO Cement for attaching without sewing.*

CASH'S 187 Chestnut Street So. Norwalk, Conn.

or your local dealer

CASH'S NAMES 3 doz. 1.50 9 " 2.00 6 doz $2. 12 " 3. NO-SO Cement 25¢ a tube

traction of all my relatives; and of how they finally found me wandering up and down the rows of a small field of corn, accompanied only by a tin milk bottle. I am horrified at the thought of that tin milk bottle! Think of the countless germs lurking in its corners. And yet, believe it or not, here I am today, alive and well. But I am gratified to think that, even at the early age of one and one half years, I showed the discrimination to be intrigued by a corn field. I know of nothing lovelier than the tender green of young corn, waving like warriors' plumes above the rich, brown loam from which they spring. And then, later in the season, I see them as Indian braves, clad in all the panoply of war, standing row upon row, their bright armor gleaming in the sun, their tassels waving and whispering in the breeze.

The first flower garden that I really remember was the wide stretch of nice, old-fashioned flowers that bordered each side of the long walk that led from our house to the gate. My father had just brought this home and a temporary fence of high, rough boards separated it from the street instead of the neat, iron fence that we later acquired. (In those days every yard had a fence as a matter of course.) I was six years old and my mother had just made me a fine, new, white dress with open-work stripes running down the front of the polonaise. This dress I was to dedicate at Sunday School where I was slated to "speak a piece." As I was a tomboy and notoriously careless with my clothes, my mother cautioned my father to keep a strict watch over me and see that I reached the Sunday School in good condition. He promised, but on the way down the walk (in order, I suppose, further to enhance my unwontedly charming appearance) I picked a large purple petunia and pinned it to the front of my polonaise—where, I regret to state, it left an ineffaceable purple stain. Then, instead of passing decorously out of the gate, I suddenly and unexpectedly climbed over the high board fence that temporarily enclosed our premises. Unfortunately a long sliver at the top wickedly impaled itself in one of the open-work stripes of my new dress, drawing the whole polonaise up into a bunch, and there I hung, kicking and screaming, my new dress irreparably ruined before I had even left our domain!

* * *

Thus far have I proceeded—mentally—in my talk before our Woman's Club. All this by way of introduction. And now, what am I going to say about Gardens and Gardening? . . . I am open to any kind of suggestion.

OUR HOME IS SMALL BUT THIS KEWANEE IS JUST THE RIGHT SIZE TO HEAT IT



Even the smallest homes may have all the advantages of a Kewanee Steel Heating Boiler. ***For Kewanee now builds a new smaller size*** . . . and it's sold at the level of the lowest priced heating boilers.

In its Smartline Jacket only the covering is seen. But inside is a "Healthy Heart of Steel" . . . the well known Kewanee Type "R," built as all its bigger brothers to give ***lifetime service and save fuel every year of its life.***

KEWANEE STEEL BOILERS

Cut Fuel Costs . . for Heat and Hot Water

Whether burning oil, gas or coal . . . whether planning a complete or partial air-conditioning system . . . ***a good boiler is the backbone of every heating system.***

And you can't beat a Kewanee, built by the concern which has been the leading maker of steel heating boilers for 69 years.

You pay no more for a Kewanee when you buy it. ***But you pay for a lot less fuel*** every year. And a plentiful supply of hot water for kitchen and bath is always on tap without burning extra fuel or buying a separate water heater. For a copper hot water coil is part of every Round "R" Kewanee home-heating boiler.

Ask your architect or heating contractor . . . or any of our offices or write for circular RM-92a

KEWANEE BOILER CORPORATION
KEWANEE, ILLINOIS
Eastern Dist. Office: 37 W. 39th St., New York City
Branches in 61 Cities
division American Radiator & Standard Sanitary Corporation

YOUR DOG FEELS BETTER LOOKS BETTER

...If washed with the *6-Use* dog soap *that*

OILS
TONES
CLEANS
GROOMS
KILLS FLEAS
DEODORIZES

Gives his coat a "dog show" sheen, his hair a silky softness. Leaves him spotless, free from doggy odors. Kills fleas. Oils away skin dryness; checks itching. For the greater comfort and beauty it gives, always bathe him with Pulvex 6-Use. Costs less; a 50c cake outlasts 2 ordinary cakes. At pet, drug, dept. stores.

PULVEX 6 USE DOG SOAP

GARDENERS *Attention!*

JUST WHAT YOU NEED

RED CAP GARDEN HOSE COUPLING

A great new aid for gardeners! The Red Cap snaps on—snaps off—it's water tight—swivels freely, thus prevents hose kinking—no lost washers. Easily installed on faucets in the garden, laundry and garage. Also used to connect several lengths of hose. See this new coupling at your dealer's—or write

ECLIPSE MACHINE COMPANY, ELMIRA, N. Y.
256 OAKWOOD AVE. *(Subsidiary of Bendix Aviation Corp.)*

HOME GARDENERS

Grow More Beautiful Flowers!

FOR successful home gardening you need more than good seed, rich soil, and careful cultivation. The finest plants can quickly be ruined, their promise of generous blooms turned into a few scrawny flowers, by common insect pests.

Avoid this disaster by doing as leading florists do. Spray religiously with New Ever Green to kill most of the common types of chewing and sucking plant insects.

When sprayed, it cannot harm plants, pets, or people. Sold at all good hardware, drug, seed, flower, and department stores—or ask your own florist. McLaughlin Gormley King Co., Minneapolis.

DO AS FLORISTS DO:
SPRAY YOUR FLOWERS WITH
NEW EVER GREEN

KILLS both SUCKING and CHEWING GARDEN INSECTS

Here's America's FIRST-aid to gardens — Red Arrow Garden Spray. The **ONLY** insect killer most home gardeners require. Protects roses, dahlias, other flowers and shrubs. Kills ants and sod web worms in lawns. Harmless to flowers, vegetables or fruits. Non-poisonous to humans, birds or pets. Economical, too. A 35c bottle (1 oz.) of this concentrated pyrethrum-soap solution makes 4 to 8 gallons. Buy Red Arrow where you buy garden supplies, or:

MAIL COUPON FOR SAMPLE

McCORMICK SALES CO., Dept. 100, Baltimore, Md.
I enclose 10¢ for sample of Red Arrow sufficient to make one gallon of spray.
Name.....
Address.....
City.....State.....
My Dealer Is.....

Catching up with the garden books

E. L. D. SEYMOUR

BY JULY, if gardeners have been sufficiently industrious (and lucky), they will have about completed their big spring drive of planting, pruning, rearranging, and other heavy tasks and be ready to seek a cool, shady spot from which to contemplate the results of their handiwork. On the chance that they will also feel like catching up with the recent garden books, here are notes on some that have come to this observer's notice.

A splendid contribution to the list of inclusive, encyclopedic, practical works has been made in Montague Free's "Gardening—A Complete Guide to Garden Making" (Harcourt, Brace and Company, $3.50). Applying either the theory that the way to learn is by doing or the one that says the best way is by teaching others, Mr. Free is found eminently qualified to produce such a guide. A typically well-rounded training in England and positions on a private estate, at Cornell University, and on a large nursery, prepared him to serve as horticulturist at the Brooklyn Botanic Garden (where he has been for more than twenty years); and several years of answering garden questions for newspaper readers has shown him the extent and nature of the hunger of would-be gardeners for information. Out of this broad practical experience and rich fund of knowledge he has done a magnificent job in this 550-page volume with its thirty-two chapters of orderly, clear, discerning text and helpful plant lists, its thirty-one halftone plates, and its numerous sketches and diagrams. Starting with the selection and planning of a home property, it takes up in order about every phase of gardening, and ends with a concise calendar of reminders and a full index.

Other current garden books tend to be sprightly, lightsome, and gay—in keeping with the spirit of spring. In "Gardening on Nothing a Year" (Hale, Cushman and Flint, $1.75) Mary S. Griffith tells entertainingly how *she* did it—and then disarmingly says, "Keep your walks clean, your axes (design axes, that is) straight, your plants well staked—and few will suspect you garden on nothing a year!" However, one soon discovers that she has no slight acquaintance with plants and their management (as Mrs. Louise Beebe Wilder notes in her foreword); that she has obtained real results in a rock-ledge garden that would have disheartened many (the lovely, full page illustrations prove that); and that she gardens as well as writes with a welcome, winning sense of humor that is reflected also in the clever pen-and-ink drawings which are realistic even if not complimentary to the author.

Margaret Goldsmith, in "Friday-to-Monday Gardening" (Whittlesey House, $2.50), has also been content simply to tell the story of her garden experiences and, as she says, her "excursions to other gardens—the fun, the mistakes, the surprises, and the puzzles, all mixed up—" in an informal, readable way, letting the many interesting, helpful facts she has discovered fall into place as they will. She realizes that people see and interpret and enjoy gardens in different ways; but as a professional interior decorator, who fell under the spell of an old Connecticut farm, (including a quarry and a waterfall), made it her own and, learning as she went, created a charming garden environment for the house, she leads the reader along delightful inspirational trails and indicates how to turn the inspirations into realities. The many full page plates, larger than those in Mrs. Griffith's book, are in some cases even lovelier,

DON'T WASTE GARDEN RUBBISH
—it is VALUABLE!

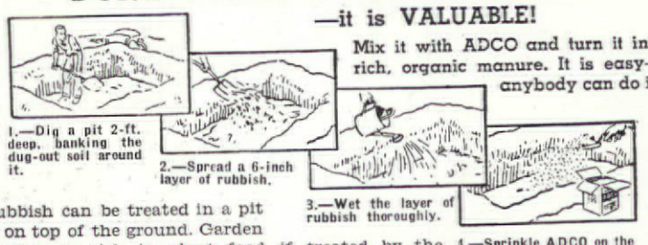

Mix it with ADCO and turn it into rich, organic manure. It is easy—anybody can do it.

1.—Dig a pit 2-ft. deep, banking the dug-out soil around it.
2.—Spread a 6-inch layer of rubbish.
3.—Wet the layer of rubbish thoroughly.
4.—Sprinkle ADCO on the layer. Repeat 2, 3 and 4 until all rubbish is used.

Rubbish can be treated in a pit or on top of the ground. Garden wastes are rich in plant food if treated by the patented ADCO method. Why not start today? Get ADCO from your seed dealer or direct from us. Ask us for "Artificial Manure and How To Make It."

ADCO WORKS, Carlisle, Pa.

Makers also of the new ADCO WEED-KILLER for LAWNS, which eradicates weeds while stimulating the grass to luxurious growth

STRAWBERRY PLANTS

The Best Strawberries Must be FRESH
Grow them in your own garden.
Plant from June 15 to September.
SEND FOR FREE FULL-COLOR LEAFLET "HOW TO GROW STRAWBERRIES"
Stumpp & Walter Co.
132-138 Church St. Dept. A. New York City

ANTS SLAY EACH OTHER

Ants carry Antrol back to nest—and kill the entire family! Thus Antrol gives permanent relief. Guaranteed safe and sure.

ANTROL

The Best Value of the Year
TURBINE SPRINKLER

Covers a 4 to 30 foot circle with gentle rain. The best kind of a sprinkler for lawns and gardens. Has specially designed water bearing that eliminates wear
Nothing to Get Out of Order
5 inches square, 3½ inches high. Green base with sleigh runners, red turbine head.
At your dealers or sent direct to any address in U.S. postpaid for 50c
Get Free Colored Booklet on Sprinklers
PREMAX SALES DIV., Chisholm-Ryder Co., 3815 Highland, Niagara Falls, N.Y.

50¢ IN U.S.A.

Burpee's TRUMPET Daffodils

Yellows, whites, bi-colors, all kinds of trumpets mixed. Guaranteed to bloom. 3 Bulbs for 10c, 32 for $1, 100 for $3, postpaid. Send today!
Fall Bulb Book free—Tulips, Hyacinths, etc., many special offers.
W. Atlee Burpee Co., 100 Burpee Bldg., Philadelphia

3 BULBS 10¢
BULB BOOK FREE

NEW GARDEN MIRACL

You have read in the magazines ho they are growing super-exhibition bloom and astounding yields of vegetables by t new method of growing plants without so
No Spading - No Hoeing - No Weedi
For a limited time we offer sufficie nutrient for one season with complete d rections how to grow giant crops in sm space. $2.00—postpai
SHUR-GRO FERTILIZER CO.
823-N LOCUST ST. PITTSBURGH, P

Sure death to ants

Ants are hard to kill, but Peterman's A Food is made especially to get them and g them fast. Destroys red ants, black ants, othe — kills young and eggs, too. Sprinkle alo windows, doors, any place where ants come a go. Safe. Effective 24 hours a day. 25c, 35c a 60c a can at your druggist's.

PETERMAN'S ANT FOOD

WASH ALL HIS FLEAS AWAY!

• See how freely **Sergeant's Skip-Flea Soap** springs into rich, creamy lather on your dog's coat! Rub it in! Its bland oils soothe his flea bites, relieve itching, make his skin supple and his coat glossy and fine. Dirt and dust rinse away easily after a Skip-Flea bath. Now, look in the tub-water! See those brown specks? They're *dead fleas!*

How your doggy will enjoy his Skip-Flea bath! Fleas dead, skin soft, no odor, coat sleek and glossy. **Skip-Flea Soap** is *Guaranteed* to kill fleas and lice, or *your money back!* Large cake only 25¢.

Sergeant's Skip-Flea Powder contains the most deadly flea-killing agent known to science. Just dust it on. Its powerful action lasts!

There are twenty-three tried and tested SERGEANT'S DOG MEDICINES. Standard since 1879. Made of the finest ingredients. Sold under a Money-Back Guarantee by Drug and Pet Stores. Ask them for a FREE copy of* Sergeant's Book *on the care of dogs or write:

POLK MILLER PRODUCTS CORPORATION
1843 W. Broad St. • Richmond, Virginia

Sergeant's DOG MEDICINES

• **CYANOGAS,** a gas-producing powder, reaches deep in nests and destroys ALL ants in the colony. Kills the queen—wipes out entire colony. It's the SURE way. Get CYANOGAS at your hardware, drug or seed store.

30c KILLS A MILLION ANTS

AMERICAN CYANAMID & CHEMICAL CORPORATION
30 Rockefeller Plaza, New York, N. Y.

Ross' Fine Spray LAWN SPRINKLER

Throws soft rain-like stream that will not harm most delicate plants. In use for 30 years.

At your dealers or 75¢ postpaid.

Send for Complete Catalogue

ROSS SPRINKLER CO.
34 ROBERTS ST. PASADENA, CALIF.

NATIONAL MOWER CO.
831 Cromwell St. Paul, Minn.

Sickle mower, power driven, rubber tired, pulls self, cuts high grass, hay, weeds, on level or rough. Six times as fast as a scythe. Write for Catalog.

but it is tantalizing to have to look back to the list of captions at the front of the volume to find what each picture shows.

For devotees of the alluring art of herb culture who also enjoy horticultural art, Louise Mansfield's "An Artist's Herbal" (The Macmillan Company, $2.50) offers a collection of thirty-eight 5½ by 7½ inch pencil drawing reproductions of that many fragrant, culinary, or medicinal herbs—all of which are, as she demonstrates, distinctly ornamental. Brief descriptive notes accompany each plate, and Helen Morgenthau Fox's introduction outlines the interesting story of these ancient and useful plants as horticultural subjects.

It is interesting to find two recent English books that roughly parallel some of those we have mentioned above; they will be keenly enjoyed by those who appreciate English writing (and humor) and who can allow for the difference in gardening conditions here and overseas. "The Gardener's Companion" (E. P. Dutton and Company, Inc., $2), edited and illustrated by Miles Hadfield and written by him and several others, is called "The Week-end Book of Garden History, Literature, Botany, Humours, Tasks, and Enjoyments." This well describes its mingling of fact and fancy, entertainment and edification. A bit of humor enters in, also, but to nothing like the degree that marks "Garden Rubbish and Other Country Bumps" by W. C. Sellar and R. J. Yeatman (Farrar and Rinehart, $1.50). Here is English burlesque at its best that will cause either hilarity or high displeasure—and no halfway measures. So be sure of your host's and hostess's ability to appreciate a joke on their garden enthusiasms before you give them a copy! It reveals historical facts that somehow escaped Richardson Wright when he compiled his "History of Gardening" and exercises an amazing x-ray eye when it analyzes garden soils, and discovers such ordinarily invisible garden features as *"The Unpleasaunce."* However, if it serves to make garden-book writers think twice before putting pen to paper, it may be in line for a medal!

Modesty led us to ask one of our associates to comment on "Your City Garden" by Margaret McKenny and E. L. D. Seymour (D. Appleton-Century, $2.50) but now we'll have to hold her remarks until a little more space is available. Sorry.

IRIS Write today for big new illustrated catalog offering the best in iris values.

CARL SALBACH
655 Woodmont Ave., Berkeley, Cal.

Now obtainable everywhere at popular prices COPR. 1937, STANCO INC.

The Luxury of AUTOMATIC HEAT
The Economy of Lower Priced Fuel

GUARANTEED by Good Housekeeping

SIMPLEST IN CONSTRUCTION

FIRE TENDER
HOLCOMB & HOKE AUTOMATIC COAL BURNER

• Fire Tender furnace or boiler firing is AUTOMATIC, absolutely dependable. Gives you the economy of lower-priced fuel. Saves, too, on the amount of fuel burned . . . smoke and gases which now go up your chimney are *used . . . heat the house, not the sky.* A Fire Tender, by eliminating smoke, ashes and dirt, saves furniture, rugs and draperies. Promotes better health because CORRECT, even, automatic heating protects against colds. Special *Summer Payment Plan.* Find out about Fire Tender before buying next winter's fuel.

Domestic and Industrial up to 150 h. p. Boiler

FREE!

BOOK ON BASEMENT MODERNIZATION
"Stokered Health and Basement Beauty"

Send for it! Full of ideas for modernizing basements . . . illustrations of "Hobby" rooms. Write name and address on margin of ad, or post card, and mail to:

HOLCOMB & HOKE MFG. CO.
Van Buren at 1600 East Indianapolis, Indiana

FOR 8 YEARS A LEADER IN THE STOKER INDUSTRY

Most Heat Per Dollar



That's why this brilliant scientist chose Gilbarco for his own home . . .

Home of Gilbarco Owner Gustave Fassin, noted Rochester scientist who won the Lillian Fairfield Memorial Award of 1936 in recognition of his striking design of this house.

MR. FASSIN WRITES:

"I installed a Gilbarco unit in my home after expert test proved Gilbarco performance, both on the basis of economy and freedom from trouble, was the best of equipment investigated. It certainly gives me most heat per dollar."

THERE IS NO SECRET WHY GILBARCO "GIVES MOST HEAT PER DOLLAR" IT'S *Econ-O-flex* CONTROLLED COMBUSTION

You don't have to be a scientist to appreciate the increased efficiency and resulting savings accomplished through this latest development in combustion . . . an exclusive Gilbarco feature.

With its enviable background of experience over three quarters of a century, Gilbarco can point to a record of accomplishment in oil burner design and performance unequalled by any other manufacturer. The many exclusive features found only in the Gilbarco Oil Burner make it the "World's Outstanding Burner Value."

There are five models of Gilbarco Burners to meet the requirements of any home. They are supplied alone or as an integral part of one of the eight models of oil-fired Boiler Units or the nine models of Gilbarco Air Conditioning Units, which heat, clean, humidify and circulate a steady flow of healthful comfort. All are fully automatic. Send coupon for complete information.

Gilbarco Flexible Flame Oil Burner. A world leader in efficiency, dependability and economical operation. Five models.

Gilbarco Automatic Boiler Unit. Compact, beautiful and efficient. Eight models to meet all heating requirements.

Gilbarco Conditioned Warm Air Unit. Heats, cleans, humidifies and circulates a continuous flow of perfect air. Nine models.

GILBERT & BARKER MFG. CO.

Springfield, Mass. • Toronto, Canada

MAIL THIS COUPON TODAY

A1000

GILBERT & BARKER MFG. CO., Springfield, Mass. (or Toronto, Can.)
Please send me your FREE booklet on Oil Heating.

*Name*_____

*Address*_____

House on 8' of garden

[*Continued from page 64*]

rel-girthed trunks of the towering trees: tremendous eucalypti brought from Australia at the turn of the century by some obscure Federal Conservation Bureau; and beautiful old giants of California sycamores that may even outdate the first of the Spanish explorers. But the real panorama is from the roof. On the sun-deck the circle of the horizon is unbroken. On a clear day one can make out an island in the sea beyond familiar Catalina.

When the day came for my mother to arrive and see her house for the first time, we tried not to show our nervousness. But from the moment she saw it, everything was right.

Since that day, though we live only ninety feet down the hill, it has been increasingly difficult to get her to come down and see us—though of course we always receive a very warm welcome from her when we climb our towering cliff to visit her.

Maid's night out

[*Continued from page 36*]

in the server keep the food hot or cold, as you wish. Also from B. Altman are the copper and wooden roll warmer (upper right page 38), the large and small wooden salad bowls, the salad fork and spoon server, and the small wooden relish servers. The plain yellow plates and round platter, the frosted glass dessert dish (center), and the yellow ring-striped water glass are from Ovingtons. The orange motif plates, cups, and saucers from Hammacher Schlemmer. The striped tablecloth and matching napkins are from R. H. Macy & Co.

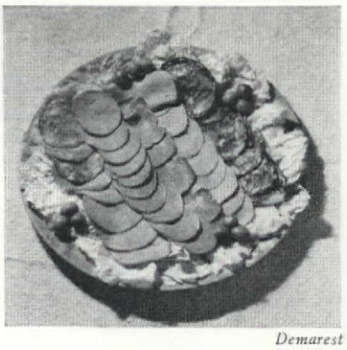

Demarest

A platter of assorted cold meat cuts, accented with ripe olives and garnished with crisp lettuce or chicory is an important part of the summer buffet supper

THE BIG "450" PACKAGE
300 NOTE SHEETS
150 ENVELOPES
$1.00 POSTPAID

PRINTED WITH NAME AND ADDRESS

THE DOUBLE SHEET PACKAGE
150 DOUBLE SHEETS
150 ENVELOPES
$1.50 POSTPAID

Try a Package!

EACH IS A BARGAIN

● Single-sheet note paper or double-sheet? It's entirely a matter of personal preference. Both are correct. Both are available in American Printed Stationery . . . Sheets and envelopes are all neatly printed with your name and address—the smart and logical way to have your stationery finished.

Made of *high* grade, pure white, bond paper. Try a package and learn *why* thousands send to Peru, Indiana, for their writing paper. Send $1.00 (west of Denver, Colo., and outside of the U. S., $1.10). Prompt delivery. *Satisfaction guaranteed or your money immediately refunded.*

THE AMERICAN STATIONERY CO.

700 PARK AVE. PERU, INDIANA



● The tingling pick-up of a refreshing shower is the perfect "top off" for any sport or activity. All year long a Weisway leakproof Cabinet Shower, with no-slip, vitreous porcelain floor, gives you the healthful stimulation of this better way to bathe. Easily, quickly installed in space three feet square or less. Weisways are *complete extra baths*. Models for basement, summer cottages and master baths. Send coupon for details.

MAIL TODAY

HENRY WEIS MFG. CO., INC.
708 Oak St. Elkhart, Ind.

WEISWAY Cabinet Showers

Without obligation send Free Book and detailed information about Weisway cabinet showers [ ] for summer cottage, [ ] present home, [ ] new home.

Name_____

Street_____

City_____ State_____



PAINT and GLASS

BY THE PITTSBURGH PLATE GLASS CO.

LET ENLIVEN YOUR HOME WITH NEW BEAUTY

COLOR PHOTOGRAPH BY VICTOR KEPPLER TAKEN AT W. A. HATHAWAY COMPANY, NEW YORK

ROOMS made bright and friendly by the clean color of painted walls and woodwork . . . rooms that glow with life and brightness through the use of sparkling glass and mirrors . . . these change your house from a dwelling place into a true home, with a welcoming personality all its own. The best ways to use paint and glass? Our free booklet describes them in detail.

When you buy paint or glass, be sure of getting quality products by looking for the "Pittsburgh" name. All Pittsburgh products are conveniently available to you, no matter where you live, through the 74 branches of the Pittsburgh Plate Glass Co. and our thousands of dealers.

1 IT'S FUN TO OWN A ROOM that sets a mode! Two-toned walls like these, finished in quick-drying Pittsburgh Wallhide Paint, are both new and exceptionally attractive.

2 SEE HOW MIRRORS banish dullness with gay spots of light! The large clear mirror above the fireplace makes the chimney alcove come to life with warm, bright reflections.

3 YOUR CEILINGS, painted with Pittsburgh Wallhide Paint in a light, clean color to contrast with your walls and give maximum light reflection, will enhance the beauty of your rooms. And this paint retains its freshness longer.

4 INDIRECT LIGHTING through a mantel shelf of Tapestry Glass is easy and inexpensive. It is a modern use of glass that makes a warm world of difference in your living room. Little touches like this add distinction to a room.

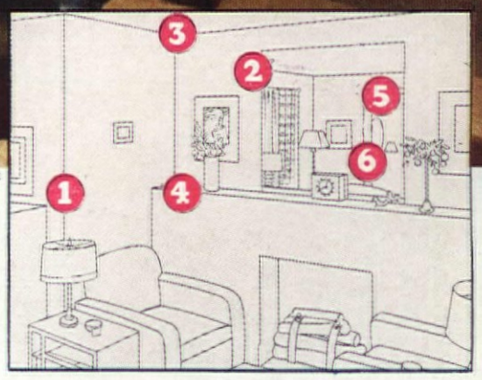

5 WOODWORK becomes a worthy adjunct to a lovely room when it is finished in gleaming, durable Pittsburgh Waterspar Enamel to blend with the wall tones.

6 POLISHED PLATE GLASS for dresser and dressing table tops is one candidate for room beautification which has polled a tremendous popular vote in American homes.

ND FOR FREE BOOK!

w . . . illustrated in full or, and filled with fascing practical suggestions the decoration and beauation of your rooms with nt and glass. Scores of as . . . designed to fit your get. It's called "Practi- Suggestions for the Insting Use of Glass and nt in Your Home." Send coupon today for your copy of this new book!

Paint · PITTSBURGH · Glass
PLATE GLASS COMPANY

Makers of WALLHIDE PAINT • WATERSPAR ENAMEL *and* VARNISH • SUN-PROOF PAINT
FLORHIDE • GOLD STRIPE PAINT BRUSHES • POLISHED PLATE GLASS • MIRRORS
PENNVERNON WINDOW GLASS • CARRARA STRUCTURAL GLASS • DUPLATE SAFETY GLASS

PITTSBURGH PLATE GLASS COMPANY
2182 Grant Building, Pittsburgh, Pa.

Please send me, without obligation, your new book, "Practical Suggestions for the Interesting Use of Glass and Paint in Your Home."

*Name*_____

*Street*_____

*City*_____ *State*_____

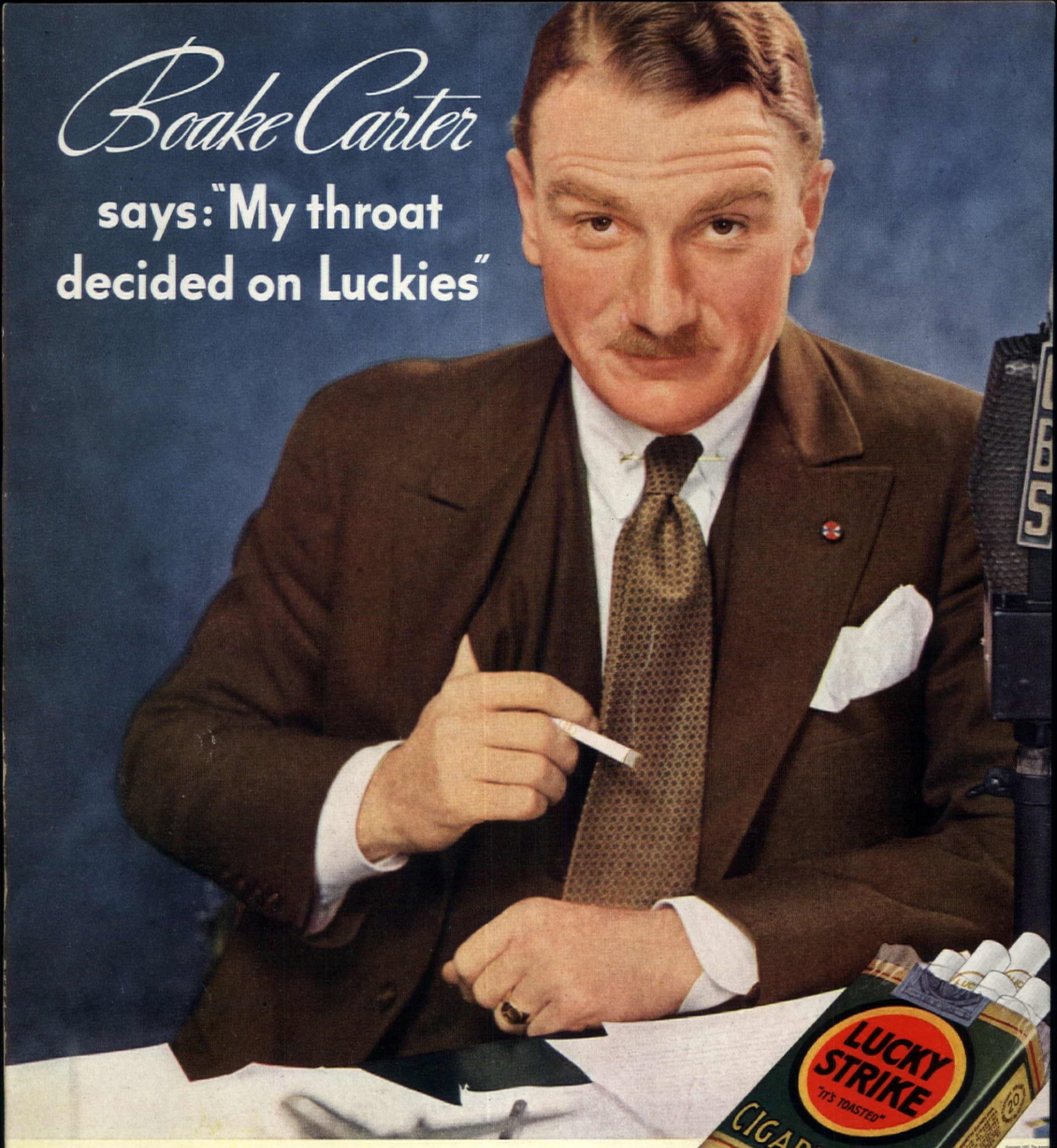

"SMOKING is one of the greatest pleasures in the world, but it can be utterly spoiled by throat irritation. My job's tough on the throat and I have to be careful to keep my voice clear. Long ago I found that Luckies are easy and smooth and don't catch your throat."

Boake Carter

Notice how many professional men and women—lawyers, doctors, statesmen, etc., smoke Luckies. See how many leading artists of radio, stage, screen and opera prefer them. Their voices are their fortunes. Doesn't it follow that, if Luckies are gentle on their sensitive throats, they will be gentle on your throat, too? So enjoy the throat protection of a light smoke that is free of certain irritants expelled by the exclusive "Toasting" Process.

The Finest Tobacco
"The Cream of the C

A Light Smok

"It's Toasted"—Your Throat Protecti

AGAINST IRRITATION—AGAINST COUGH