

10¢

PROPERTY OF THE
LIBRARY OF THE

APR 24 1934

WOMAN'S COLLEGE
UNIVERSITY OF NORTH CAROLINA

The

AMERICAN HOME

May - Spring Decorating - 1934

MORE THAN 40 PAGES OF BRIGHT IDEAS



\$44.25 FOR THIS PARK AVENUE RUG



Park Avenue Rug No. 2603—Blue Plume Quality

With 3 plans suggested by leading decorators showing how to create a charming room inexpensively

The rug and decorator together! That's what an Alexander Smith PARK AVENUE Rug brings you. It really amounts to that, for with each rug you also get the advice of three authoritative decorators.

Only twelve beautiful rugs, faithful adaptations of rare Orientals, carry the Park Avenue label with thirty-six settings for their loveliness. You can be confident they are authentic reproductions even to the "serged" selvages. True to the fine originals their deeply rich, softly blended colors and graceful designs are woven through to the back.

Park Avenue Rugs may be had in three qualities—Gold Plume, \$57.50; Blue Plume (one of which is shown above), \$44.25; Red Plume, \$36.00. Only authorized Park Avenue dealers sell these exceptional rugs. No doubt one or more of the leading department and furniture stores in your city has them. Let us send you the names of Alexander Smith dealers most convenient to you.

For ten cents we will send you our booklet, "The Bride's Book of Floor-Coverings." Write W. & J. Sloane Selling Agents, Inc., 577 Fifth Ave., New York.



This envelope, attached to each Park Avenue Rug, contains three decorative plans—including actual fabric and wallpaper samples—to help you fit the rug into an existing scheme or to aid you in creating a new one. The room above was achieved with one of these plans.

woven by

ALEXANDER SMITH

Use this Beauty Treatment

FOR YOUR DINING ROOM

With the return of more gracious dining, smart hostesses everywhere are discovering a new beauty treatment for their dining rooms—Scranton's lovely filet table cloths. The correct foundation for charming table settings. Here is the PARK LANE—quite correct

for formal or informal occasions. Classic in design, with a large bold pattern of Tuscany origin. You'll find other equally fascinating and inexpensive Scranton filet cloths in representative stores. The PARK LANE, for example, is modestly priced at about \$4.95.



Scranton Table Cloths

A PRODUCT OF THE SCRANTON LACE COMPANY, SCRANTON, PA.

ON THE HEARTH OF THE AMERICAN HOME



Garden of Mr. and Mrs. G. A. Becker
Battle Creek, Michigan



Home of Mr. and Mrs. John J. Hall
Sioux City, Iowa



Home of Mrs. Andrew Eugene Wilson
McLeansboro, Illinois



CONTENTS


National Edition

MAY, 1934

VOL. XI, No. 6

Cover Design by Harry Marinsky	
Some Wild Irises of Louisiana <i>Caroline Dormon</i>	314
Beauty on an Eighty-Foot Lot <i>William Longyear</i>	315
A Little Pink House in Rye <i>Charlotte L. Eaton</i>	316
Neutral Colors Are Safe and Blameless <i>Clara Shanofelt</i>	319
A New Deal for Neglected Corners <i>Harriet von Schmidt</i>	321
The American Home Gardener's Portfolio— No. IV—Lilacs	322
Little White Garden Houses and Modern Barbecues <i>Frank Wallis</i>	324
Style Is Up in the Rugs that Go Down <i>Louis Goodenough</i>	326
Gay Colorful Disguises for Winter Ravages	328
The Anchorage	330
Homemaking Around the Globe—Soviet Russia <i>Mrs. Margretta Stoup Austin</i>	331
The Illusion of What You Want with What You Have <i>A. Louise Fillebrown</i>	332
Packing Box, Table, and Apple Barrel <i>Caroline Stansbury Keeler</i>	334
Building a Log Cabin Includes Three Glorious Adventures <i>Leon O. Smith</i>	336
Pennies Will Paint Your Summer Home <i>Miriam Bartlett</i>	337
The Origin of Present-Day Architecture— IV. Colonial <i>Don Graf</i>	338
Give Them a Chance! <i>Louise Price Bell</i>	340
Renewing Weather-Beaten Awnings <i>George J. Thiessen</i>	341
Maytime Is Moth Time <i>Marian Robinson</i>	342
Why Not Use Your Attic This Summer?	344
Monday's Oratorio <i>Eloise Davison</i>	345
Discovered—The Perfect Kitchen <i>M. Marie Damon</i>	346
Planked Platters to Foil Commotion <i>Mable Claire Cable</i>	348
Hot Buns! Hot Breads!	349
Springtime Is Greens Time <i>Andrea Channing</i>	351
Of Interest to You?	356
Wire "Props" for the Garden <i>Harry Irving Shumway</i>	373
Garden Facts and Fancies <i>Leonard Barron</i>	374
Broadcast in May and Hunt in June! <i>Lilian Egleston</i>	379
A Studio House for the Small Family <i>Designed by Bernard A. Bigley</i>	382

Home of Mr. and Mrs. H. H. Miller
Cincinnati, Ohio



Home of Mr. and Mrs. James J. Towler
Raleigh, North Carolina



Home of Mr. and Mrs. Fred Nixon
Kansas City, Missouri

Home of Mrs. Charles Less
St. Louis, Missouri



Home of Mr. and Mrs. George Rees
Chicago, Illinois



"Home Acres Farm"—home of Mr. and Mrs.
C. D. Spear, Willsboro, New York

MRS. JEAN AUSTIN, Editor

LEONARD BARRON, Horticultural Editor




By Appointment
to America's finest homes



Utica Percale Sheets with exclusive
Needlecrest Monograms

Imagine sheets and pillow cases with the soft, caressing texture of silk...yet with the firm strength of linen! Then picture them daintily embroidered with gorgeous monograms! Is it any wonder women acclaim Utica Percale sheets with Needlecrest Monograms the smartest of all bed linen? Then, too, Needlecrest Monograms are priced so modestly you can fill your linen closet. Complete three-letter monograms in large, beautifully

designed block letters—and your choice of white, blue, brown, rose or green needlework—are only 25¢ each.



25c for complete monogram, embroidered directly on sheets or pillow cases—size 2½ x 3¾ inches. Monograms not available separate.

Ask for Utica Percale sheets and pillow cases at your favorite department store. If they have not yet stocked them, write us direct. Utica and Mohawk Cotton Mills, Inc., Utica, New York. © 1934, U. & M. C. M.

• THE FEEL OF SILK •
THE STRENGTH OF LINEN



"—and far superior to any card file"

No more cutting and pasting with The American Home Menu Maker! One snip with the scissors, and your recipe is visible from BOTH sides, allowing you to file recipes with the attractive picture side out instead of a lot of dull type. The American Home recipes fit the cellophane filing envelope without destroying either the photograph or making patching and pasting of the recipe necessary. An orderly, time-saving file!

\$1.00 complete

an all-steel filing cabinet, 12" x 5 1/4" in four gay kitchen colors; complete set of indices, including one for each day of the week; 50 cellophane envelopes. Complete for \$1.00—postpaid. Extra-heavy envelopes available at 50c for 50 envelopes.

In addition to the obvious time saved in filing your recipes, the Menu Maker offers the advantage of planning your meals once a week, instead of the old day-to-day method. One major marketing trip; left-overs intelligently used in unusual ways; and no worrying each morning as to the usual recipe index, there is one for each day of the week. Go through your file once a week and slip the recipes in for each day of the week.

The modern busy housewife will find The American Home Menu Maker the most practical way ever devised for filing recipes. It is a copy of the system used in our own kitchen, and originated by the Editor who found the usual card system messy and not always cleanly! The cellophane envelope not only allows of visibility on two sides, thus preserving the helpful photographs, but can be washed off when the cake dough splatters.


Now

in four colors

**apple-green :: blue
black :: bright yellow**

THE AMERICAN HOME, Garden City, N. Y.

Enclosed find \$1.00 for the complete Menu Maker. Outside of the mainland of the United States add 50c for postage.



Name

Street

City State 5-34



THE MORE THE MERRIER

IF YOU SERVE A BUFFET SUPPER

DOES the very idea of having fifteen or twenty people for dinner send cold shivers up your spine? Then you don't know the ease of a buffet supper, where the more guests you have, the better the party.

Ever since clever hostesses discovered Chase chromium articles that were designed especially for buffet suppers, smart informal entertaining has been the vogue. Chase chromium, brilliant and gleaming, makes it easy to set the most attractive tables. And food can be kept hot without a bit of bother if you have a Chase Electric Buffet Server.

Non-tarnishing Chase chromium, that never needs hard polishing, is being shown in good department, gift, and jewelry stores. Make a special point of looking for these on your next shopping trip:


(AT LEFT) Chase Electric Buffet Server \$40.00... Architec Flower Centerpiece (set of ten) \$20.00... Diplomat Coffee Set with tray \$20.00... Cocktail Shaker \$4.00... Cocktail Cups (each) \$.50... Cheese Server \$5.00... Cold Meat Platter \$4.00.

(BELOW) Stirring Cocktail Mixer \$4.00... Wine Cooler* \$10.00... Wine Bottle Stand* \$1.25... Ice Bowl and Tongs \$4.00... Cocktail-Canapé Server \$10.00... Bottle Plaques (set of three) \$1.00...

*With decorations by Rockwell Kent...

(Prices slightly higher west of the Mississippi.)

Table linens by Mossé



Emily Post has written a booklet that explains the whole technique of giving a successful buffet supper. Send the coupon with ten cents in stamps for your copy.

CHASE BRASS & COPPER CO.
Waterbury, Conn.

GENTLEMEN: I enclose 10c in stamps to cover the cost of sending me a copy of Emily Post's "How to Give Buffet Suppers."

Name _____

Address _____




Leslie Sanborn

CHASE BRASS & COPPER CO.

— INCORPORATED —

WATERBURY, CONN.



Some wild Irises
of Louisiana
Painted by
Caroline Dormon
See page 376

Ⓢ



BEAUTY—on an eighty-foot lot

William Longyear

LET Jack and Jill rave on about the advantages of acreage. All they say is true, but give me an eighty-foot lot, somewhat more in depth, and a house in scale with the surroundings. Landscaping and gardening a plot of this size excludes the element of drudgery so often experienced by the suburbanite with limited leisure and less limited grounds. Lawns, flowers, and shrubs may be the source of discouragement as well as pleasure if they are too expansive. The illustration shows less than fifteen feet of breadth and depth on an eighty-foot lot. This little piece of ground represents the distance from the house to the building line running beside it. The house is on the left border of the picture and the line is on the right.

The stone wall represents a division and gateway between the front lawn and the rear garden. The random stone path through the opening leads one on to a pool in the far corner of the gar-

den. It is but one of a dozen different beauty spots on the same eighty-foot lot. They are harmoniously tied together by paths, borders, and a tall evergreen background running around the entire garden.

This little corner shows a complete garden in itself. The space being limited, the wall is low and small in scale. Plants and shrubs are proportionately low and compact. Pansies, low Tulips (*clusiana* and *kaufmanniana*) and Ferns border the lawn and path. The taller Tulips, Carolina Rhododendron, and Lilies build up as a second line into the shrubby background.

The wall itself is laid up roughly with split Long Island stone. (Many Long Islanders will be amazed to know that flat stones as well as cobbles are obtainable in this ledgeless region.) Deep pockets in the wall hold soil for a variety of Sedums, especially *sieboldi*, one of the finest of this large family.

In general effect, the ensemble is more important than in detail, though detail makes for interest. One of the attractive details in this picture does not show clearly.

Just beyond the opening in the wall, at the base of the Hemlocks, is a natural stone bird bath. Nothing is quite as acceptable to the birds as a flat, concave stone holding water. While stones of this character are not common, they may be found among blasted or ledge rock. This particular stone is bordered by Scillas and Violets in the spring. Later Virginia Cowslip (*Mertensia*) reflect their rose and blue bells in the mirror of the shallow pool. The Hemlocks nearby give many a timid thrush and wood robin courage to emerge for a fluttery, splashy bath.

Those who are fortunate enough to visit the large annual flower shows each year, are impressed by the completeness and the beauty of small gardens as exhibited, sometimes forgetting that the most elaborate exhibits are shown complete in less space than the average suburban plot. Each year garden clubs show the advantages of the small garden and what can be accomplished in small space.

If I were asked to name the most important element in a small garden I would say "scale."

In a small room one should use furniture, patterns, and pictures in diminutive scale. This same principle applies to the eighty-foot lot. First, the house should not occupy more than a third of the total square footage. The walks should not be too broad. The pool should not be too expansive. Shrubs and evergreens, especially those planted away from the bordering background, should not be over bulky. The Mugho Pine, small Junipers, dwarf fruit trees, and Dogwoods all fit into the smaller scheme. Of all the shrubs in the small garden the common Elderberry is one of the most satisfactory. It is easily transplanted and may be controlled by pruning. In the spring the Elderberry is crested with great flat clusters of snow-white flowers. By late summer equally ornate masses of deep purple and black berries develop to attract the birds. The Elderberry is commonly found along streams, although it grows well in ordinary garden soil. It is an excellent background for a pool.

Give me a little garden on an eighty-foot lot. It responds so readily to a half day's attention each week. From my experience and observation this is about all the average suburbanite can spare from his golf, his family duties, and his social program—and all he needs for perfection and seclusion in a garden all his own.



Photographs by F. S. Lincoln



There seems to be little conscious plan in the furnishing of this tiny pink house, yet there is unquestioned charm in this more or less random assemblage which bespeaks the artist back of it all—an expression of personality

The built-in bed in the baby's room is framed in a scrolled cornice. At the other end of the room, a corresponding cornice and ruffled curtains make a sleeping nook for nurse

A LITTLE PINK HOUSE IN RYE

Charlotte L. Eaton

ONCE upon a time there was a fairy princess. And the fairy princess lived on a beautiful bit of land, with the changing blues of the sea reaching out not so very far away, and with great trees of spreading green over flowers and bushes covered with pink blooms, and yellow, and lavender, and every other sweet color you can imagine. And the fairy princess had chosen for her house a tiny bit of a thing that in the beginning was hardly a house at all, but that gradually grew and grew until it had all the different rooms that were needed, and that, because it was set down on this lovely land, itself looked like one of the flowers, with its soft, welcoming colors, now bright in the sun, now a little faded in the shadows.

Sounds like a fairy tale? Not at all, for the fairy princess is Lauren Ford, the artist, and the fairy tale house is really hers. Those words are really not exaggerated a bit, and a tale to encourage one and all of us.

As she herself puts it, "the main attraction of the house and possibly its inconvenience is that it was very slowly and very hand-madely built up out of nothing." It started by being a beach shack. The farm, in Rye, New York, of which the land it now stands on was a part, was worked for profit, and when the farmer felt that he needed more space for his chickens, he hoisted the shack up on a wagon and trundled it away from the beach back to a convenient spot next to the chicken yard. There he arranged his hatchery, spacious (for chickens), well ventilated, and heated with an old stove. Times changed. So did the farm. Land values increased and was no longer profitable to work the farm. The pigs were given up;

then the chickens. And the hatchery stood idle until one day Lauren Ford decided to change it gradually into a house for herself. A wood shed was moved up to make a bedroom; a coal shed was just big enough for a bathroom; and other beams and boards and bits of this and that, found around the farm were pressed into service to make the enchanting little house illustrated on these pages.

Today it is all but hidden from the road by an overgrown tangle of shrubs and vines and branches sweeping low to the lawn. The outside is partly shingles, partly plaster, painted pink, with faded blue trim. The roof is shingled, and the fence white.

From the outside, one would never believe that inside there are a living room, two bedrooms, dining room, kitchen, and bath. And besides this there are a front porch, a tiny garden room filling in the angle between the living room and one of the bedrooms, and an uncovered terrace on the


other side of the house, between two juts that are the second bedroom and the kitchen, which, screened over the top and the one remaining side, makes a perfect place for summer meals.

Pink is a favorite color in this little house. It follows you from the outside in, for all the walls inside are done a pale flesh pink that proves a most satisfying background for any other color introduced. Although window curtains all over the house are of fresh white dotted Swiss, there are perky little valances and tie-backs in gay calicoes, to say nothing of colorful hooked rugs, which make it seem, more than ever, a picture-book house.

In the living room, opening from the front porch, tiny valances and tie-backs at the windows are of red and yellow calico, and built-in bookshelves are lined with a bright light china blue. These bookshelves do not show in the photograph, but they are there, back of the sofa, and right

next to an unseen window which opens out on to the miniature conservatory. Here there is more of the same lovely blue, all over the walls, and making a perfect setting for colorful potted plants and the chintz-covered lounging chairs that show how much the room is really lived in.

Then there is the dining room. At first this was kitchen and dining room both, as the homely stove in the chimney alcove, and the hinged top over the kitchen sink by the window, will testify. Now a separate kitchen has been added, but this dining room retains its present picturesque quality thanks to an original utility. The fireplace was copied from that in a Savoyard chalet, a very ancient house belonging to friends. In brick, painted white, it is finished with a very narrow pine shelf just wide enough for the lids of gleaming brass pots, and with a charming little built-in sideboard also of pine, backed with beautiful old tiles. There is



It started by being a beach shack. Today, through Lauren Ford's vision and gift for transforming simple things to things of beauty, it is the enchanting little house you see here almost hidden by clambering vines and shrubs

another built-in dresser of pine in this room, a long one, with finely designed scrolls cut out with a jig-saw. Its shelves are filled with colorful old china, including a huge soup tureen.

Genius no end has gone into the devising of ways and means in this house "built up out of nothing." The wood-shed bedroom was not large enough for a bed, so a huge alcove was built on to accommodate it, and promptly became a decorative asset. Crisp dotted Swiss curtains, which you can just see in one of the photographs, make a frame for it, and these are looped back with little mauve calico ruffles, like the ruffle that goes across the top of the whole alcove, and is such a nice contrast against the pink walls. There is a Dutch door out of this bedroom, incidentally, opening onto the little blue garden room, so that it is all very colorful. The ceiling here was too low for a ceiling light of the usual sort, so one was concealed in the air space above a small piece of frosted glass, set flush with the ceiling.

There is humor, too, in this little house, in the amusing painted scenes on its furniture. The ceiling was too low, so a light was concealed in the air space above the ceiling

Built-in furniture proved a saving grace in many cases. The small chimney dresser in the dining room is no less appealing than the built-in bed in the baby's room, which is so dainty with its pink walls, blue crib alcove, and white painted brick chimney. Beside the crib are built-in cupboards to hold the baby's wardrobe; one of them, for tiny coats and sweaters, even having a sliding rod! At the other end of this room a scrolled cornice corresponding to that around the crib, and a pair of curtains, makes a sleeping nook for nurse.

There seems to be little conscientious plan in the furnishing of this tiny pink house. The comfortable rocking chair, rosewood sofa, ladder-back chairs, and all the lamps and old prints and daguerreotypes, obviously spell a long family tradition and one full



of the delights of acquisition. There is unquestioned charm in this more or less random assemblage which bespeaks the artist back of it all. And there is humor too. In one of the bedrooms, a bureau carries painted decorations representing views of

the living room and of the outside of the house. One of the doors leading to the bathroom is decorated with a huge china plate, thus to disguise its identity. All of which is simply personality, delightfully and originally expressed in terms of decoration.



Neutral colors are safe and blameless



...but let's be a little more adventurous!

Neutral colors were used in this living room—but with what dramatic effect! A wallpaper with a tobacco brown Greek key motif on an eggshell ground. Woodwork done in tobacco brown, ceiling egg shell. Tub chairs in tiny figured rose satin, ivory urn lamps with gold handles, and a hand-tufted wool hearth rug over a brown carpet. Decorated by J. L. Hudson

Clara Shanofelt

FORTUNATELY the time when good taste "dictated" that the well-dressed interior should be inconspicuous, neutral, and unobtrusive is long past. Indeed, if good taste ever did dictate anything of the sort it could only have been in reaction from the blatantries of color and pattern that burst forth with such extravagance at the end of the Victorian period. Such decorative abuses were bound to be followed by a mood of penitence and abnegation. Neutral colors were felt to be safe and blameless, and many of us have gone on living with them, not because they give us any active pleasure, for

often we find them boring and depressing, but because we are fearful lest in trying to brighten a room we merely succeed in making it garish. But surely we can now graduate from the ivory and neutral color class with safety and assurance.

Fortunately, good color schemes are no more expensive than bad or merely uninteresting ones. They are, of course, more trouble; they take more thought. But to anyone who relishes a challenge their achievement brings the exhilaration of all creative effort. To me a white house was once such a challenge. It had been remodeled from a nondescript shack into a very delightful Connecticut farmhouse, with dipped shingles and vivid peacock blue shutters. It stands in a setting of wood and garden, with a mountain behind it. Such a landscape was in itself a challenge. It made one want to do something singularly lovely with the rooms that looked out upon it.

"Let us not have a white or pale interior," I said. "With all the morning sunlight pouring in from the east and south, and reflected from the river, white walls would


be frightfully glaring. Besides, I have seen so many hundreds and thousands of white rooms with mahogany furniture in my life. They are all right, but there are too many of them. Let's be a little more enterprising. Gray walls or tan walls would look dull and sad in winter. Let's not have gray or tan walls—please!" There are people who lack color imagination. They are unable to visualize colors, and they are terrified by the mention of decorative schemes with which they happen to be unfamiliar. Usually they like them when they have been successfully realized. Hence the note of supplication in the foregoing. If you have a vision, I believe in fighting for it, or even in resorting to wiles and a certain amount of duplicity, if necessary. After all, I had nothing wild or crazy in mind.

In the end I had my way. Because the house had a central hall with open arched doorways into the living room and dining room on either side it was felt that it would be desirable to keep the whole downstairs a unit. And yet we wished to avoid the monotony of having it all alike. There is a shade of soft blue-green, grayed

just a little, that was often used for the painted panelings of 18th century French and English houses. Like lemon-yellow it is becoming both to people and to furniture. The entire living room was painted in that color—walls, woodwork, and ceiling. The mahogany furniture was largely good early Victorian, and we had the grape-carved sofa and armchair covered in a deep peacock blue frieze that told admirably against the blue-green walls. One wall was lined with open book shelves. The feature of the opposite wall was a late 18th-century carved wood mantel with a design of Adam swags and paterae which we had picked up on a country drive, and which the architect had installed so successfully that it looked as if it had been born in the room. The windows of the wall between these two looked into the back garden, and those of the opposite wall straight out upon the river. We hung curtains of flowered sunfast chintz in a vivid raspberry red, gray-green, and rose, and no glass curtains, since anything veiling such a view would have been an impertinence and a desecration.

In the dining room across the

Turn right and look upon a living room with a fireplace wall of gray and side wall of blue-green; red-violet carpet; white Swedish hand-loomed rug; lemon yellow chairs; and brown striped curtains. A room that runs the whole color gamut. Abraham & Straus' new house



hall, woodwork and ceiling were painted the soft blue-green that had been used in the living room, and the walls covered with a toile de Jouy paper of 18th-century pastoral scenes in two shades of blue-green, the lighter, the background color, just matching the woodwork. Because the sunlight here was so very intense at the breakfast hour, glass curtains, easily pushed back, in a delicious tea rose pink marquise were used. The staircase wall of the hall was wood paneled, and here again woodwork and paneling were painted blue-green, and the unpaneled wall hung with toile de Jouy paper, of the same design as that in the dining room, but figured in raspberry red on a dusty rose ground. So that the whole scheme had the desired coherence, unity, with variety, and a charm and distinction worthy of the proud landscape. The blue-green walls were fresh, cool, and vivacious, and the raspberry rose curtains by their contrast, emphasized, like the flowers in the garden, the ever-changing blues of the water, threw them into relief as no other color, probably, could

have done so effectively. I don't think anyone ever felt that it was an act of penance to live in so colorful a house!

Sometimes the furniture itself will suggest an interesting color scheme. You may, for example, have decided to furnish your living room in the decorative Spanish mission furniture made on Catalina Island that is being featured just now. While it looks well enough in a room with white or natural plaster walls and neutral draperies, it is surprising how

much more charming it becomes in a setting that takes its cue from the brightly painted decorations on the natural oiled wood. These in the room pictured are in a deep nasturtium red, buttercup yellow, peacock blue and green on oyster white—as blithe and amusing as the decorations of peasant pottery. As a background for it the walls were painted a soft gray-green, the book niches a deep peacock blue, and the curtains were chosen of nasturtium red rep. The Venetian

blinds are oyster white, like the leather cushions of the comfortable armchair with its wide arm rest for book, teacup, and cigarettes. The drugget rug is figured in dark green on an ecru ground. Thus, through the use of color, the room acquires an individuality and character that no merely neutral setting could have given. It comes alive.

The next setting takes place in a rather unassuming living room. There was, I suppose, when I first saw it, nothing very bad about this room; on the other hand there was certainly nothing very good: it was negligible. The colors couldn't exactly have been said to quarrel with one another, but they had no logical relationship either, whether among themselves or to the furniture. It needed color that had verve and dash—and so I began with a glazed chintz that was really strikingly distinguished, both in pattern and color. The background was a vivid lemon yellow, figured in a tree-of-life design, taken no doubt from an old Chinese wallpaper, in a deep warm strawberry rose and a soft gray-green. I was enchanted with it. I saw that it was going to be the redemption of that room, and it was! For lemon yellow, I knew, makes one of the loveliest of backgrounds for the deep wine-reds and soft browns of walnut and mahogany furniture. Whistler, who used it frequently in his own decorating schemes, once remarked that it was not only flattering to people but distinctly flattering, bringing out the pink tones of the skin. And, there is no shade like it for giving a cold dark north room, the illusion of being flooded with sunlight.

So the walls, woodwork and ceiling of this room were painted

Gay peasant furniture against gray-green walls; book niches a deep peacock blue and draperies of nasturtium red rep make a blithe, amusing room. Courtesy, Bloomingdale Bros.

Howard Lester



A new deal for neglected corners



An uninteresting corner in a cottage or provincial dining room is enlivened by a gayly decorated Californian dresser, a hooked rug, and a wall decoration of amusing and colorful Mexican pottery vegetables. (Lord and Taylor)

In this modern dining room-living room the usual six leather chairs are the center of an effective corner grouping when not in use at the dining table. (Bloomingdale Bros.)



IN THE past, odds and ends ranging anywhere from a Morris chair to last year's almanac would sooner or later come to rest in a corner before a final relegation to the attic. Today, however, corners have taken on new significance. They are definitely a part of the decor—and casual denizens must find a home elsewhere.

An unusually dark or awkward corner may be transformed in any number of ways. For instance, let shadows become lost in a colorful bouquet of real or artificial flowers on top of a graceful pedestal or lazy-Susan; hang the walls with colorful flower prints in gay frames; or silhouette sprightly figurines and other small *objets d'art* against painted walls or the dark wood of a not too ornate what-not. Then such an unlovely spot will blossom into beauty.

In Early American and provincial rooms, where ceilings are low and the corners of inside walls apt to be a bit forbidding, the frank cheerfulness of a painted corner commode or cupboard is particularly welcome. Bunches of flaming Bittersweet, "Japanese lanterns" or many-colored Strawflowers tied with a bright strip of calico and hung from a peg will also enliven a shadowy corner of a room in a country house.

Corners can be put to a variety of attractive uses in the sun porch. If it is entered from the garden there may be a corner equipped for the arrangement and care of flowers. Or a shaded corner stand may hold a fragrant load of flowering plants which, away from the direct rays of the sun, will hold their blooms longer. Enthusiasts for tropical fish and porch corners are also making sun-triangular aquariums and terrariums for their guppies and miniature jungles.

All of which is to say that even the most unpromising corner can be justified if given the proper treatment. So let's give corners a new deal and a chance to prove their decorative worth and value!



Prim Geraniums seem much at home on this modern corner flower stand, which was designed by the author, as on a Cape Cod window sill. And the canary, although refusing to pose, voices his approval of a quiet abode in the corner above the flowers. (R. H. Macy & Co.)



A lazy-Susan in a corner of a Georgian room affords a safe retreat for graceful small accessories. These in turn add color and interest to what is oftentimes a neglected spot. (R. H. Macy & Co.)

Harriet von Schmidt

MAYTIME IS LILAC TIME



The Common Lilac is one of the really old-fashioned flowers of our gardens, but some of the uncommon new hybrids are transcendently superior to the old-timers. Vestale, snowy white, fragrant masses of bloom here shown is a good example of modern progress. Such bloom annually is had by pruning only just as the flowers fade, if at all. These Hybrid Lilacs will live in almost any kind of soil but respond easily to one that is rich and moderately moist. Transplanting at any time is easy

Something quite different from the conventional idea, the Tree Lilac of Japan grows 40 ft. and flowers after the ordinary garden Lilacs have finished and, indeed, finishes up the Lilac season carrying it into July in the North. The yellowish white flowers are produced in panicles twelve to fifteen inches in length

(Extreme right) *Syringa villosa* is a low, somewhat spreading shrub with pinkish lilac flowers. It is an Asiatic species which flowers in the months of May and June, and a good hardy garden shrub



Photos by
J. Harace McFarland

11

11

11

11


THE AMERICAN HOME



Another Asiatic species is *S. pubescens* with its fragrant pale lilac flowers. In fact it resembles *villosa* but the leaves are smaller. Flowers in May with a tendency to repeat later in the season



It is the rather modern Hybrids such as the one shown here that have won the Lilac its place in today's gardens. Of the French Hybrids, *Toussaint-Louverture*, single, medium sized, with flowers progressing from dark carmine to eupatorium purple is indeed well worth having



Hyacinthiflora is a name given to a group of hybrids of *Syringa oblata* and the Common Lilac, originally only double, but recently singles have appeared. Flowers in shades of pale azure lilac

The double white French Hybrid Lilacs have a magnificent luxuriousness and indeed the modern white varieties, whether double or single, are far superior to the older and more familiar forms. *Mont Blanc* and *Edith Cavell* are outstanding in the classification of double Lilacs



Peculiarly individual in the Lilac family is *S. reflexa* in which the trusses are quite likely to be pendant or even reflexed. The fragrant flowers are clear rosy pink flushed on white. Particularly handsome before opening because the buds are carmine. A fairly dense shrub that grows to twelve feet in height




Ralph Kroscher

There is just one way of getting good flowers every year. Cut out the old flower cluster immediately after it fades. That is all!

Little white garden houses and modern barbecues

Frank Wallis



A sparkling white Colonial summerhouse tucked away under a large tree, with verdurous planting pushing in on all sides. It is greatly enriched by the curved lines at the cornice and the interesting seats and railings. The cedar shingles are left to weather naturally; the floor is cement, with a common brick edging. A small shelf may be used for potted plants


SINCE the garden contributes so much to the average American home, no one part of it can be overlooked, much less that which has to do directly with our outdoor living, the garden house. Indeed, it is so definitely a point of major consideration, that no plot can pretend to get along without one. For the many purposes which it fulfills, I consider the garden house next in importance to the living room.

And for those pleasant summer evenings, picnic suppers of squab or steak done over the open fire is a delectable occasion, becoming more and more a real institution within the American scene. Architecturally, outdoor fireplaces may be attached to some exterior wall of the house, or even sheltered under a vine-covered summerhouse. Or, for greater freedom, one may prefer them situated in the hindmost part of the garden. Here are three suggestions for modern barbecues, and three garden houses for pleasanter outdoor living in your garden this summer.



At the shore or in the woods, here's barbecue in the open! Some natural fieldstone, a slab or two and a grille are the only materials required. One can envision delicious steamed clams, wieners, a juicy steak, and what not emanating from such a practical fireplace

Very little more than materials for a roof, rear wall, and masonry floor are required for this attractive little garden retreat, lest it be good food and pleasant company. It is designed to give the utmost in ventilation and cheeriness. Also it will be quite suitable with almost all types of domestic architecture





For the plot slightly more ample, the outdoor room has been incorporated under a roof serving other purposes. Graceful arches open the major portion of this little building, while the enclosed end may be devoted to the garden tools, workshop, or, fitted with a cast-iron sink and some shelves, it would make an excellent potting room. Increased ventilation is afforded by the little lantern with weather-vane which finishes the roof

Even the most exacting epicure would find this hearth a delightfully complete background for his twilight suppers. Fitted with crank and spit, the fireplace is built into a low gable. On either side of the flagstone hearth are comfortable benches, all in readiness for the party. For all practical purposes, the flue size should be about one fourth the area of the fireplace opening



The suggestion, above, for a walled garden makes not only an interesting feature of the otherwise difficult corner, but adds a real adjunct to the home. A bluestone slab is set into the wall in a raised position for convenience with iron grille above



STYLE IS UP IN THE RUGS THAT GO DOWN

Louis Goodenough

IF YOU haven't been to your favorite department store in the last year or so to purchase rugs or carpets, you are going to be agreeably surprised this spring and summer when you do get around to brightening up your home. For great transformations have taken place in the floor.

For years so-called "American Orientals" held the center of the stage. While there is, as yet, no diminishing interest in these rugs, the rug buyer of your department store who visited the spring and summer openings in New York found much to get excited about in the newer types of floor coverings which, for want of a better name, are sometimes called "non-Persians." He purchased freely of these, and from now on you are going to see them in the stores.

Texture is the key theme behind many of these new floor coverings; a machine-made texture which with each day of experimentation approaches more closely the charm gained by manual efforts. Rug and carpet looms have been taught new tricks so that today there can be found in floor coverings many of those same textural effects which you have been buying in draperies and upholstery. Coarse weaves, fine basket ones, ribbed and chevron effects—all of these and more have been brought over into the floor coverings of today.

One of the most interesting developments you will see in the rug department will be the further use of the cut and uncut pile in both carpets and rugs. While this technique made its debut some time ago, it has suddenly become more flexible, with the result that the fabric loses that stilted, mechanical appearance which first characterized this construction. These rugs and carpets resemble a sweater where the purling alternates with the regular stitch. With this construction, a floor covering in one color takes on the appearance of being in two shades—much as a piece of damask does—when the light falls across its surface. For those who like plain floor coverings, yet shy away from what they believe to be monotony of one unbroken tone, these rugs are admirable.

Some of the other tricks which

May we make a rather belated introduction to our author, Mr. Goodenough? Mr. Goodenough is on the editorial staff of the home furnishings edition of a leading trade publication for department store executives. Complete market analyses as well as the reporting of new merchandise is Mr. Goodenough's job and, because of his connections, he sees the new home furnishings months before they appear on the floors of your store. Thus, he brings us not only the new things but brings them to us *first!*

looms have been taught include the introduction of corduroy weaves, rough twist backgrounds, dropped stitches and shaggy surfaces. This summer you are going to find chenille mixed with fiber to make one of the most interesting rugs in the store. You will also see sisal—that rope which was used last year in wide basket woven rugs—and Cellophane mixed with fiber to give startling new things to put underfoot.

Next to texture, tones are going to prove exciting when you go shopping for floor coverings. It is going to be easier than ever for you who have bought the new draperies and furniture to find exactly the right floor covering for complement. Those colors which you have long thought were to be found only in the interior decorator's establishment have suddenly dropped down into regular and inexpensive lines of floor coverings.

Browns: Chocolate brown, which has been pretty hard to find up to now, is going to be seen in profusion this year where it has been employed both in the ground, in large expanse, or as an accent note along with such other colors as green and blue. In the Persian patterned rugs it was interesting to note a breaking away from the red, rose, and blue grounds which one has so long associated with these rugs and find, instead, the rich brown shades. These warm tones are perfectly usable in practically any interior, and a fresh meaning is given a Persian pattern when it is shown, as it was, in tones of chocolate and hunter's green.

Rusts and greens: For those who want their rusts and greens, there will be no dearth this year. The rusts continue to keep away from their former brilliance, while the greens are of the bottle and hunter type.

These low color values which

are found this year in many of the new rugs are extremely helpful to you who are planning the purchase of a new floor covering but do not wish it to show up your old, but perfectly good furniture. Brilliant floor coverings draw attention to less brilliant furniture.

Pastels: The decorator colors which you will find this year in the department store include plenty of white which runs from a chalk up through cream to a pearly gray. The pastel shades which are going to be seen are chartreuse, delphinium, powder blue, apple green, lime, and soft rose. At the other end of the chromatic scale are the midnight blues, mahogany, burgundy, Empire green, bottle, hunter's and reseda green. If your furniture runs to dark woods, for contrast there are the lighter toned floor coverings. The reverse is true if you have gone into white and off-white furniture which so many department stores have been featuring.

Besides the textural and tonal developments which your rug buyer saw in New York, there were, of course, the patterns which he picked out to feature this year. Modern patterns claimed much of his attention. The new modern has suddenly lost its angles and meaningless geometrics as it has done in furniture and has become, instead, very simple and chaste.

For those who still consider modern "all right for the other person, but not for me" there are plenty of new floor coverings to background the more traditional interiors.

If you are looking for period or Persian patterns you have a couple of fascinating hours ahead of you in the stores. It is going to be harder than ever to decide which rug is going to look best in your room, but one thing you can

be sure of. This year it is going to be much easier to get just the color you want.

In the Persian patterns, you are going to notice less of the Sarouk type—those gold florals which for so long seemed to dominate the offerings shown you in the store. Instead there are more Kirmans, with their fine line florals and delicate motifs against soft ivory grounds.

In wiltons, you will be astonished when you see the new attention given their colorings. Wiltons you will doubtless remember as being extremely wearable but not exactly sparkling. Now the manufacturers are staging a comeback with this rug via the color route, adding to them brilliant accent notes and getting away from the steel engraving look which for so long characterized them.

Another interesting new development to be seen is the washed rug line which runs away from Persian patterns and adopts self toning for its pattern. Leaf and floral motifs and several modern treatments are to be seen in shadowy effect in the jade, rose, rust, or beige grounds of these floor coverings.

For the eighteenth century interior, department stores are going to offer better floor coverings than ever this year, France and England have contributed most of the inspiration for these lines, although there are occasional bows to Spain in lines of rugs employing bold medallions in deep, vibrant colors. For around \$50 there is a new line of axminsters in which can be found suitable backgrounds for Georgian, Adam, and Chippendale furniture. The Georgian number, one of the most interesting, is in deep red with a chocolate border and its scroll motifs in contrasting shades. An Adam rug is in soft copper-rust or Adam green, while the Aubusson types have repeated medallions in antique rose and ivory with typical French pastel flower colors.

For the Colonial interior, there is increased styling noted in all lines. The heavy uncut pile is still being used to simulate the feel of hooked carpeting while designs are going back more and more to

[Please turn to page 372]

1

2

3

*Look around and see some of the new things
which have been done in rugs*

1. A new treatment combining sisal and fiber. Waite Carpet

2. One of the patterns in a new bedroom line. Candy stripes in a wide choice of colors and sizes. C. H. Masland, sold through W. & J. Sloane

3. A new design, the ropes in three shades of blue against a marine background. Firth Carpet

4. Basque stripes lend a pleasing touch to any interior. Deltox Rug

5. The cut and uncut pile has been

used in this Shadolite line, giving a two-tone effect. Bigelow Sanford

6. Resembling Swedish textiles, is this softly colored linen rug. Klearflax Linen

This border: another new combination, chenille and fiber. Deltox Rug

7. For the Georgian room, the rich red shades and chocolate accents of this rug will do a lot. Alexander Smith

8. An Armstrong linoleum rug that varies from 18" x 36" to 11 1/2' x 15'



8

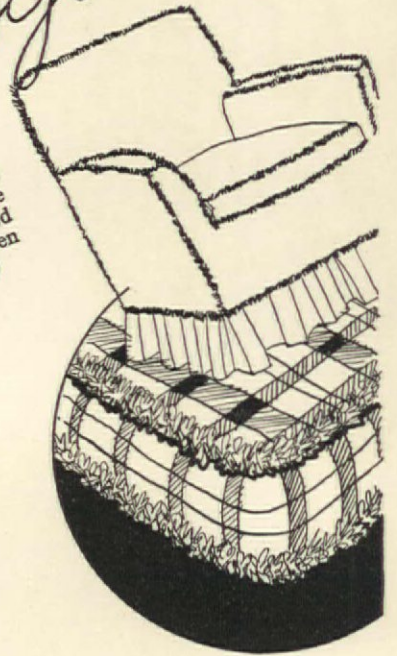
7

6

5

Gay Color Disguises

Dark backgrounds make cool-looking slip-covers. The two glazed chintzes above and to the left come with white and off-white designs closely spaced on navy blue, brown, or dark green grounds. (From Kendall Mills)



The sketch above shows moss fringe welting, one of the newest ways of trimming slip-covers. You can make this on your sewing machine, of cotton yarn or string, with a Singercraft Guide

A cool green, with broken checks in darker green and orange has been chosen for a flat woven mohair, another excellent slip-cover material. (L. C. Chase & Co., Inc.)

A woven cotton slip-cover fabric in shadow check design, combines two shades of the same color in a wide variety of color effects, including greens, browns and tans, blues and odd yellows, pinks, and orange tones. (From William J. Stuebe)

It looks like ball fringe, but in reality it is only printed, in white and green, on a rich plum color glazed chintz. There are other color combinations available. (F. Schumacher & Co.)



For winter savings



A "Skin Satin" slip cover made with "Lastex" and slide fasteners, has neither bags, sags nor wrinkles, but is molded to the chair by the elastic quality of the material


The glazed chintz at the right above with a dainty design of dots and bowknots in white on colored grounds, is right for pillows or small chairs (Kendall Mills). The ombre cotton stripe in blues, or yellows, or greens, or various brown shades, has dozens of slip cover uses. (William J. Stuebe)

White blossoms on a dark blue ground makes an extremely cool looking glazed chintz for summer slip-covers. It would be especially nice for chair seats on furniture of the provincial type, like that shown at the right. (F. Schumacher)




A heavy woven cotton shading from off-white to beige, tan, and brown, is a pleasantly substantial material, well suited to moss fringe welting. The bird's eye design in the weave itself has much to do with the smart texture. (F. A. Foster)

Nub yarn gives interesting texture to an irregular check in black and white on a coral ground. This has a somewhat rough, almost tweedy look which somehow seems to go with summer. (William J. Stuebe)




Photos by Demarest



Loosely woven, rough cotton in another plaid design (plaids will be seen everywhere this summer) in multi-color effect. The design is large, the colors strong, and the result just right for large pieces of furniture. (F. A. Foster)

Sketches by Harry Marinsky



"The Anchorage" is the home of Mr. and Mrs. Charles L. Pope, American Home readers living in Rochester, N. Y. Ship's lights, a ship's bell for a doorbell, and a life preserver all help to give the exterior convincing Cape Cod atmosphere



THE ANCHORAGE

—a Cape Codder transplanted to Rochester

THE Anchorage is a six-room Cape Cod house with a view of Lake Ontario in front and the Genesee River Valley in the rear enhancing its setting. The exterior of medina sandstone and hand-split shingles gives a warm enduring appearance. At the front entrance are the red and green running lights of a ship. We have


ship's anchor lights at the side, rear, and garage entrances. Atmosphere is given to the side entrance by a ship's bell used for a doorbell, a ring life preserver, and French doors opening onto a flagstone terrace. The trim is ivory with green blinds and window boxes filled with red geraniums. The creo-dipped shingles

give a white-washed effect. A large white chimney with a black cap stone lends itself admirably to this particular type of house.

A large living room for this type of house, eighteen by twenty-seven, has two hand-hewn beams

in the ceiling obtained from one of the earliest houses built in Rochester. The planked floor is of knotted oak screwed down and

[Please turn to page 378]



The dining room, being the least used room, was sacrificed to provide an extra large living room of 18 by 27 feet. Hand-plastered painted walls, except for the fireplace end of knotted pine, and careful attention to hardware and lighting fixture details make this room unusually pleasing



HOMEMAKING in Russia, that land of contrasts, brings with it much of interest. We went to Russia in the early spring of 1930, during the second year of "The Five-Year Plan," while my husband's firm was engaged in supervising the construction of the large automobile plant near Nijni Novgorod. For a year and a half our life was one of continued and changing interests, mixed with a certain amount of hardship. In this land of the very old and the very new, of the precociously enlightened and the abysmally ignorant, of mammoth output and yet of continual lack—this land so full of contrasts and contradictions—we found much that will make those years outstanding ones in our lives.

Upon our arrival in Moscow,



the capital of ancient Russia, and now once more the headquarters of the new régime, we were entertained in the House of Foreign Affairs. Situated on the banks of the Moscow River directly opposite the central part of the Government headquarters, the Kremlin, it had a remarkable location, and was an unusual house.

We were thrilled beyond telling by the things we saw in this our first Russian house. Here was the old Russia we had heard about, with all its pomp and elaborateness, preserved in the new order. All the tales we had been told about the horrors of housing in Russia were forgotten as we spent hours examining the exquisite furnishings—furnishings purchased by a German millionaire who had owned the house before it was confiscated by the Government during the Revolution. He had taste, this old Ger-

HOMEMAKING AROUND THE GLOBE

Soviet Russia: our tenth port-of-call



man. It was a rare treat to browse around in the rooms—the library, with its countless museum pieces, elaborately and finely carved; the formal reception rooms upstairs, with their feeling of the smaller and more intimate Versailles; the bedrooms, each complete and filled with furniture so unusually beautiful that they had brought fabulous offers from wealthy Americans (offers refused by the Soviet Government).

We used linen from the Czar's table, with his crest heavily embroidered upon it. The dinner

service in daily use was a complete service of Royal Dresden china, and there were other more formal and equally beautiful collections for State functions. The silverware also had the Czar's crest on it, and there was part of the service of gold that had once graced the Imperial table. Was it any wonder that we left Moscow for Nijni Novgorod, three hundred miles east, with no feeling of fear or premonition of conditions we were to find when we arrived there?

With the House of Foreign Affairs so vividly in mind, I shall never forget the first peasant house I saw, in the little village of Monastirka, a short distance from our new homes. We walked through the village one afternoon, trying to find a peasant who

No globe trotting would be complete without a visit to Russia. All of us have been consumed with curiosity about Russia and probably would all disagree. However, Mrs. Margretta Stoup Austin steps in the argument with this authentic story of home life in Russia as it really is today

would sell us some milk, as our government store did not always carry it. The street, by courtesy only, rambled around in a wide open meadow between the rows of houses, skirting various "duck ponds" in the middle of the clearing. As we passed we watched the women washing clothing in the pond, children swimming in it, horses wading around for a drink, and ducks proudly sailing over its surface. The houses are made of logs, the cracks filled with a crude sort of cement and straw. One distinguishing feature is the hand-carved wooden frames around the windows, matched by the hand-carved grilles outlining the roofs, in varying elaborateness of design. These are painted, red, blue, green, to suit the fancy of the owner. We were later to find that, in case of fire, these frames are the first things rescued from a burning house—even before the few bits of clothing and the precious samovar.

As we went through the village we saw old grandmothers sitting in the sun on little benches in front of the houses, wrapped in many shawls, while the almost naked children ran about the streets and gaped at the Americans. We approached one old



Top: Peasants—our "old lady" and two of her friends who were chopping wood for her. The one at her right is a comparatively young man. Just above: A well-to-do peasant's home in the village of Monastirka

[Please turn to page 362]

The illusion of what you

A. Louise Fillebrown

Plumes, ribbons and bow-knots make a somewhat formal design, worked out in subtle tones of lemon-yellow, coral, and gray. (Imperial Wallpaper Co.)



Left: A dainty flowered paper with dotted background, and interesting diamond-patterned border, which is in just the right proportion for the small bedroom. (Mayflower Wallpaper Company)

Center: A strong Victorian suggestion in this red paper with the tan and ivory design, makes it suitable for large formal living rooms of this type. The background is well covered and the colors


dark, so the room should be large and light to bring out its best usefulness. (Thomas Strahan)

Right: The cord and tassel design comes in many color combinations, but when found with a light background, and as large a motif as this, it will add many feet to the appearance of your room, and reflect the light in it. (Thomas Strahan)

THE best decorator is the one who can create the illusion of what you would like, from what you have. And for a long time that has been the object of most dressing up, not only for our rooms, but for everything under the sun that can be improved by color and design. But before we start redecorating, we must first define the faults and plan to eliminate them. I have a bad habit that I believe is universal with most women, of mentally redecorating and rearranging almost every room I enter. And the reason for this is because first impressions are more definite than later ones. After we have lived in a room, the lines have become familiar and we are apt to forget that it is not right in some, or many, particulars.

So, as we start to think of renovating our shabby corners, let's study them with a stranger's eye, and don't let's sigh and shrug away as necessary evils, the too low ceiling, or the awkward shape. It may surprise you, but you don't have to rebuild to rectify architectural errors. Probably every one knows that parallel lines seem to meet as they stretch towards the horizon, and that fat women shouldn't wear stripes, and that an empty square seems wider and shorter than the one next to it on which you have drawn a series of perpendicular lines. These theories all apply to rooms, and if we can create an optical illusion through care in wall decorations, we shall live in them more happily.

Consider the walls, ceiling, and floor of your room as the background of a picture. Their color and type of pattern will create the atmosphere of the finished room, and the design on the walls particularly will do much



want ~ with what you have

to cover up faults in construction. For instance, in many city houses the rooms are long, narrow, and high. Those high, dark living rooms are terrific to struggle with. For these rooms, the design on the wall should be rather strong, there should be many horizontal lines in the pattern, and rather large open background spaces. The paper should run up to about two feet below the ceiling line, and be finished with a band or moulding, the space above being treated like the ceiling. The strong color on the wall will draw the attention away from the ceiling, the horizontal lines will accentuate the width and make the height seem less. The bold pattern with large light background spaces will give a feeling of space that will make the room seem wider and the wall line will not be so obvious. And the lowered ceiling line, meaning the two-foot space of wall papered like the ceiling, will also make the room seem much lower than it actually is.

The next problem, the opposite kind of room, is found in many small country houses, especially the old ones. Here the ceilings are low and the rooms small, built that way originally to make them easier to heat. But we moderns want a feeling of space, so here we choose light colors. The mode for white is pleasant in such a room, and a white background covered with a pale green lattice, will give the walls both height and spaciousness. If you like, a climbing vine might grow up the lattice, but its leaves and tendrils should generally point upward. All these climbing lines make your ceiling line recede, and, of course, this paper should be run to the very corner where ceiling meets [Please turn to page 360]

The dark, richly colored pattern of this paper was probably inspired by beautiful crewelwork hangings or brocades. It is so strong in color that of necessity it is placed on a rather dark background roughly textured. Beautiful for the formal room. (W. H. S. Lloyd Co.)




Left: This large coin dot design is a most conservative "modern" and will bring a color note to the walls without conflicting in the least with other design in curtains or floor covering. Suited to ceilings, too. (Richard Thibaut & Co.)

Center: This is a boldly striped paper, in the modern feeling. Strong red broken with tiny gold stars and dots form the background, while cool gray pillars rise at intervals broken by a

climbing grapevine in shades of gray with red accents. Decidedly a paper that will add height to any room. (Richard Thibaut & Co.)

Right: This smart nautical pattern would be excellent for the Colonial house. It is space giving, but its contrast of color and strength of pattern make it useful also for a large room needing interest on the walls to take away any feeling of large spaces. (Richard Thibaut & Co.)



Packing box



M. E. Hewitt


A dotted Swiss petticoat, with looped fringe, makes the summery dressing table above, designed by Barton, Price & Wilson for Mrs. C. H. Watts of Bronxville, N. Y. Quilted chintz is chosen by Agnes Foster Wright for the semi-circular dressing table below, and in the last model on the page, a narrow lace ruffle is added to the gathered flounce for a tiny powder-room table originated by McBurney & Underwood

Swatches show sheer cottons which would be lovely for summer dressing tables. At the top is an embroidered organdie, then a flowery dimity, and below it another dimity with white leaves on a peppermint pink ground. In the lower right-hand corner is a blue and white striped crinkled organdie. All materials are from James McCutcheon & Co.

R. A. Smith




F. M. Demarest



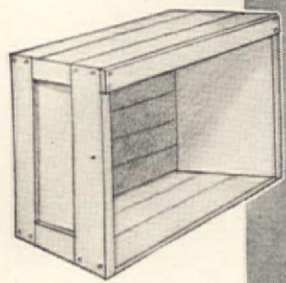
Drawings by the author

ANY bedroom can be greatly improved by the addition of a dainty dressing table, and since construction is so simple, the real secret lies in choosing suitable material and using enough of it to give a really dressy appearance. The dressing table above is made of a potato or apple barrel




table, and apple barrel

Designs by Caroline Stansbury Keeler

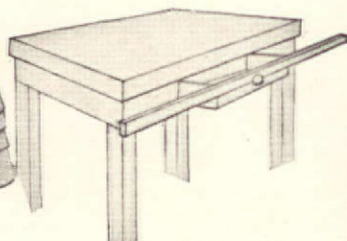



cleaned and painted inside and out, plus a large bread board top and a semi-circular upper shelf from which to hang the curtains. Around the table is a chintz flounce, and the top is covered first with cotton wadding, then with more chintz. It can be finished with fringe and brass or



silver tacks, and the mirror frame painted to match.

The modern dressing table illustrated has as foundation a packing box lined with colored muslin or wallpaper, and topped with a large bread board, wadded and covered with silver Argentine cloth. The seven-inch loops are of four-inch white velvet ribbon and the round




or square mirror is hung without a frame. A small table with a drawer serves for the last dressing table. The flat stick nailed to the drawer is for the skirt of white or colored organdy, tucked, lined with cambric, and finished with loops of cotton cord.

A long narrow glass shelf is combined with white utility cabinets by way of dressing table in a peach and white dressing room. The squatty stool is covered with white basket-weave material. Shown in Abraham & Straus' "House of Planes"





M. E. Hewitt

The kidney-shaped dressing table at the top of the page, with its triple mirror, is draped with chintz to match the curtains framing it



BUILDING A LOG CABIN

includes three glorious adventures



BUILDING a log cabin really includes three glorious adventures. One is the anticipation of pleasure in planning it; then comes the joy of seeing it take form before your eyes; finally, all the years of comfort and happiness after it is built. It is really hard to say which stage has the most thrills. Did it ever occur to you that possibly your life has been a little stale—the same old thing year in and year out, no diversion between summer and winter, no incentive, nothing to look forward to, such as changing of surroundings and atmosphere? If so, just start to plan a cabin and you will feel like you have just begun to live and that life is really worth living after all. A log cabin of your very own is a sort of mental life insurance. Ours cost us \$537—and has returned us many dividends in health and pleasure as well as mental insurance which cannot be estimated.

Do you prefer the mountains, lake, or the seashore? Of course, you may have a lake in the mountains, or mountains *and* the seashore, or a lake in the woods, or just woods. No matter where you decide to dwell your site should be "high, wide, and handsome." Hilltops give good view and drainage, but they mean physical exercise to reach them. And how about the water supply? It is expensive to pump water uphill or bore a deep well to water level, and it is a back breaking job to carry water in buckets. A friend has a cabin site on an island in a large lake. The whole island is so rocky that all drinking water has to be brought from the mainland.

Leon O. Smith

What a nuisance and time waster! On the other hand, avoid locating on low or swampy ground for at least two reasons. Such places mean that you are likely to be tormented eternally by mosquitoes, then, too, water from higher adjoining property will drain on to your place.

A wide site means that you have enough of a clearing, without desolation, for sufficient light for all your rooms. Some people may try to sell you a 50- or 75-foot front lot, but put up your sales resistance and insist on at least 100-foot frontage. Don't have your neighbors too close. Put your cabin in the middle of your lot, if possible. But if your site is to be handsome, you must find the prettiest view your land affords. In short, be sure you have "a room with a view."

Get a place that is easily accessible by automobile, but do not locate too near a trunk or main highway. Don't stray too far from a country store or farm,

where you can get ice, milk, cream, eggs, and common vegetables. Also bear in mind that you may want to be in contact with Uncle Sam and his mail service. As a final word of caution, make doubly sure that there are no tourist camps, commercial resorts, or dance halls near enough to make your days uncomfortable and your nights hideous. In the long run you will be better satisfied if your site is one of those rare spots where the only sounds at night are those of the loons and whippoorwills, or the barking of a dog at a neighboring farm. Keep ever in mind these three requisites: food, water, and fuel.

Face your cottage west toward the lake, if possible. Nobody ever gets up to see the sunrise in summer, but everyone wants to see

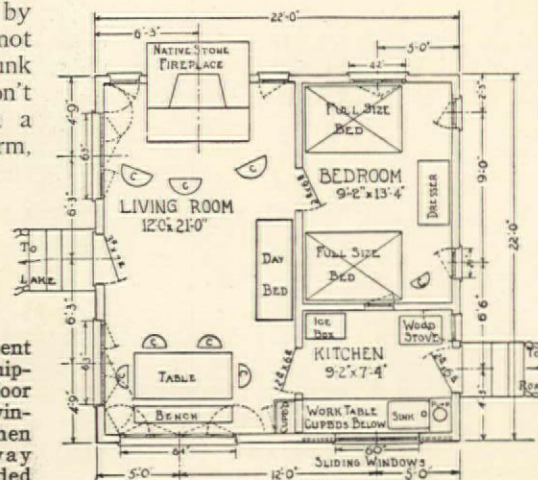
the marvelous sunsets over the lake without having to leave the living room or porch.

I am taking it for granted that you will choose to dwell among trees—probably pines. You will want to save all the trees that offer shade and protection and add to the landscaping of the site, but be sure to remove those that may be a source of danger and are apt to blow over your cabin. Then live with all the others for a time until you are actually sure which ones must be sacrificed in order to give you the best possible vistas. Birches have a beauty all their own and are most satisfying. It may be necessary to cut away branches that are too close to your roof and the fireplace chimney or the windows. Otherwise you may be annoyed by the wind swaying them against the side of the house when you are trying to sleep or when you are reading a creepy mystery story. Balsams are more lightly rooted than Norway or white pines and so are more likely to blow down in violent storms. Maple, oak, and large healthy birch are staunch and make a veritable bodyguard.

First of all, how do you intend to live in this cabin? Do you want to rough it, or do you insist on a bathroom and all the comforts at home? Do you want to be alone or will you have lots of company? Will your visits be week-ends and short vacations, or will you settle down for a longer stay? Is this a bachelor's cabin, a club cabin, or a family dwelling? Will your occupancy be for the summer only

[Please turn to page 368]

The compact arrangement of furniture and equipment is shown on the floor plan. By placing a window between the kitchen and bedroom four-way ventilation was provided



Pennies will paint your summer home

Miriam Bartlett

SIMULTANEOUSLY with the joyous thought that it is nearly time to "open up," comes the disheartening one—you cannot afford to fix up your camp this year.

We shall use the homely and oft scorned penny as the theme song for this comedy of "Wet Paint." In this new era, to which we have become accustomed, the nickel, consisting of five pennies, takes on a new significance. An accumulation of pennies for nickels, nickels for dimes, and so on, leads us to the coveted dollar bill and armed with a few of these, and the conviction that it is fun to do all the work yourself, you are ready to contradict your own negative statement above, climb into an old dress—I mean so old you really can't wear it again—and begin.

In these dire cases about which we are talking, even the N. R. A. will pardon you for not employing the "local boys" to do the painting job. Remember, you have only pennies to work with and you yearn for a bright, fresh summer home.

You may laugh at my first, too obvious injunction to this reincarnation. Heaps of soap and hot water, even if you have to carry and heat it. A good cleaning often brings out hidden possibilities in the most uninteresting house as well as nice clean woodwork which, while not antique, may nevertheless, be utilized in your decorative scheme later on.

Now for my *pièce de résistance*, which enters early in this show and carries it off when it comes to effectiveness and economy—Calsomine. It comes only in light, high colors and the standard ones on the color chart can be mixed to produce more subtle shades. The colors without mixing are, however, light and fresh looking—especially gay for summer walls. Think out your color scheme at home—or, if your cottage is near enough, run out there before you go to stay, decide on your colors, and take approximate measurements of the walls and ceilings, as this will help you and your paint store salesman to estimate the quantity of paint you will need. Then buy it in the city or nearest large town. The general store in the country prob-



Albert A. Nicolas

Above, summer cabin of Herbert Reed, Tionesta, Pa. Below, a small summer camp for two designed by Ralph Francis Flather. Floor plan and construction details of this camp will be found on page 367

ably wouldn't have it in the colors or quantities you want.

There are a few things to know about calsumine. First, and almost needless to repeat, it is inexpensive. Second, it is amazingly simple to mix and apply.

Calsomine comes in powdered form, is a water color paint, and is mixed only with water. You will find on each package the directions for amount of water needed. When wet and first applied to the walls, calsumine is about five shades darker than the color it will be when completely dry—that is the color on the chart. So don't be horrified if you find your nice apple green go on the walls, a dark, almost muddy green and don't add more water than the directions call for, to make it lighter. Be patient instead. It dries slowly, getting lighter first around the edges of the brush strokes. It takes a medium-sized room about four

hours to dry thoroughly, which means that in that time it will be the exact color you picked out on the color chart.

To get the best results the surfaces to be painted should be washed or cleaned before starting, but, if the walls are dis-

colored from weather conditions and defy cleaning, don't let that discourage you. Calsumine can be applied over wall paint, plaster, or cement, or even wallpaper, but it cannot be guaranteed not to crack from dampness in this case. If the wall has been previously painted with calsumine this should be washed off completely before the new coat is applied. A big sponge or even soft cloths and warm water will do this—then let the walls dry over night so as to be perfectly dry for the fresh paint.

The safest and surest course for ideal results is first to go over the walls with sizing. It acts somewhat as a glue base and assures the calsumine not getting powdery or peeling off easily. Sizing is also a powder mixed with water and costs twenty-five cents a pound. One pound is enough for the medium-sized room.

There is one exception to the above suggestion. On very smooth walls, previously painted with oil wall paint, I would not assure good results without sizing. The smooth base will need the glue-like effect of the sizing to form a base for the calsumine.


You need a large brush for this work. Ask at the paint store for a regular calsumine brush. There are two methods of application, suiting your place, your taste, and to some extent your skill. If you are covering a smooth surface and you want a smooth, even effect of solid color apply the paint with neat, regular brush strokes, one overlapping the other on the edges. If the surface is rough and uneven apply with irregular brush strokes at angles, sometimes even rubbing the paint into the crevices with a scrubbing motion of the brush. If a water color effect is desired leave an occasional fleck of original paint showing through the brush

[Please turn to page 366]





The origin of present-day architecture



IV. Characteristics of the Colonial style



Don Graf

THE Colonial Period should properly end with the beginning of American independence in 1776. But architectural habits adjust themselves slowly to political situations. Consequently, the term "Colonial" is applied to the style which persisted as late as 1825. Differences in climate, availability of materials, and nationality of the colonists, all combined to make the smaller domestic architecture of each colony distinctive from that of the others. At the same time, the gradually developing political unity of the separate localities is recorded in the architecture of the house. This mutual kinship is seen

The historic Chew House in Germantown, Pa. In the houses of the middle Atlantic states, Colonial makes its nearest approach to the English Georgian. The use of local stone often differentiates the Colonial houses of this district from their British prototypes

in the common acceptance of Renaissance forms in detail and decoration, as well as in certain generally recognized architectural inhibitions. Thus, in spite of local differences, there is an unmistakable homogeneity in feeling which groups all together under the classification of "Colonial."

In New England a marked preference was shown for wood construction. The work of the 1600's is based on medieval precedent. Overhanging second stories, unsymmetrical plans, and diamond-lead casements are typical of this era. After 1700 classic influence shows in the increasingly formal treatment of plan and façade. Gabled or hipped roofs

A wrought-iron chimney brace and an iron lantern, both showing the skill with which the early artisans handled a difficult material. Left: A typical wrought-iron door latch. Above, beside hinge. A "cockscorn" hinge. (Drawings courtesy, The Monograph Series)

were used. Massive chimneys indicated the continued dependence upon fireplaces for heating. Outside walls were finished with plaster inside, sometimes with a wooden wainscot. Interior partitions were often finished with pine boards having molded edges,

The winding stair rail is found in all Colonial houses, and forms a common link between them. Nowhere else did the early carpenter display his craftsmanship more unmistakably than in these graceful turnings. (Photo courtesy, Pencil Points)

or with paneling of very simple design. Sometimes this woodwork was left its natural color, but later the tendency was to paint such surfaces in white or cream.

The Cape Cod house was also built of wood. The characteristic feature was the roof. The eaves were set close above the first floor window heads. A comparatively deep plan gave a large roof area unrelieved by dormers. Light for the second story came from windows in the gable ends.

The modern Dutch Colonial is

derived from the buildings of the Dutch colonists in the valley of the Hudson, northern New Jersey, and particularly those of Long Island, which were built of wood with shingled walls. The shingles were frequently exposed as much as fourteen inches to the weather, furnishing a precedent for similar modern treatment, or the use of wide siding. Although the Dutch house may contain two floors, the characteristic roof treatment gives it the effect of a one-story building. It is possible that the settlers of New Holland developed this roof to escape the high tax on two-storied dwellings. The charm of these houses is in a large part due to the graceful proportions of the gambrel. The upper slope was about 25° with the horizontal and fairly short. The lower slope was 45° and relatively long, ending with a gentle curved sweep upward at the eaves. Modern designers, attempting to get square corners in second floor rooms, many times destroy the whole character of the house with box-like gambrel roofs.

In the Middle States, whose center of influence was Philadelphia, stone was the favorite building material. It is here that is found the closest relation to the English Georgian. Dress, society, and manners were patterned after the mother country, and frequently woodwork for the houses was imported from England.

The Southern colonies preferred to employ brick for their dwellings. The type that is popularly regarded as typical of the South represents the influence of classical

research made available in the books of Palladio. In the designs of Thomas Jefferson for Monticello in 1771, he struck a note resulting in the two-story entrance portico, which is now taken as an essential mark of this style. The prosperity and social life of both the Middle States and the South required interiors of considerable pretension.

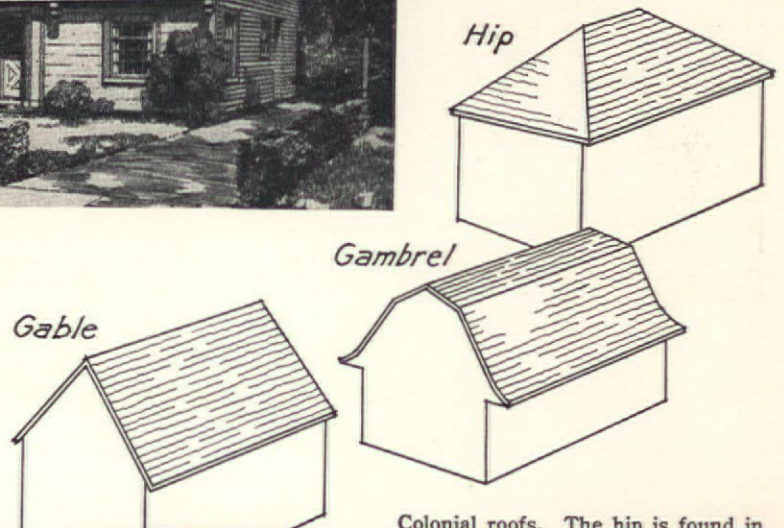
In detail, a dependence upon Renaissance elements runs through all Colonial work. The plan with center hallway is another common characteristic. A further tie is evident in architectural features that were commonly eschewed.




Truly Dutch Colonial. Notice the graceful roof slopes. The porch and dormer are later additions to this house and are out of character with the rest of the building. (Courtesy of Pencil Points. Photo by K. Clark)



Design for a modern house in which Verne H. Sidnam, of Detroit, has adapted the overhanging second story of the very early New England Colonial. In the early prototypes the windows would have been leaded casements. (Photo by courtesy Arkansas Soft Pine Bureau)



Colonial roofs. The hip is found in the Southern type, the gambrel in Dutch houses, and the gable was the favorite of New England builders



Casement windows, except in very early work, were never used. Multiple mullioned windows, double doors and French doors, piazzas (except in the South), were either rare or non-existent. Present-day architects have oftentimes disregarded these prohibitions with extremely happy results. Some believe that through a gradual modification of the Colonial a new American style may result.

Charles H. Umbrecht of Syracuse, N. Y., has created this Cape Cod cottage in modern materials, and has captured the tranquil quality of the early style with great conviction. (Courtesy, Creco-Dipt Company, Inc.)

ARCHITECTURAL PORTFOLIO

11 11 11 11

GIVE THEM A CHANCE!

Louise Price Bell



Why not give them simple tasks of their very own for each day—such as arranging fresh flowers or feeding the bird

while. So when Sally and Jean beg to help you peel apples for daddy's apple pies—give them dull knives (silver fruit knives are a safe and unquestioned substitute) and let them peel apples to their heart's content. Of course, there will be a little waste, but that is nothing compared to the real experience the youngsters are getting nor the joy expressed in their faces and voices when at dinner time they say gleefully, "We peeled the apples for your pie, daddy!" Here, as in many other instances, mothers must stop and compare values and doing so, will realize that a few cents worth of apples and a few minutes of their time are infinitesimal when measured by the children's desired development.

CHILDREN live to help. They love the thrill of accomplishment, just as we adults do, and experience it when allowed to sweep the floor, beat eggs for mother's cake, carry a little pile of firewood for the woodbasket, or help daddy in the garden. A baby waves a rattle because the noise makes him feel that he is doing something. Grown-ups read, and so the children want to read; mother cleans and sweeps and bakes, so sister longs for a little vacuum cleaner, broom, and baking dishes so that she may bake or clean. Daddy has a work bench in the basement where he makes the shelves which are his hobby; then brother wants a tool chest of his own so that he can work with daddy and *really* build things as he does.

When children are permitted to help and are trained to want to help, they are being trained for one of the most important things in life—that of being useful and busy. For no one is more unhappy than an indolent person with no compelling interest, and no more fortunate or contented than a busy person who feels at the end of the day that he has accomplished something worth

ask if they may help? Why not give them regular tasks for each day—simple ones at first, growing more difficult as the children grow older. It is a very good plan to make a neat little list of "duties" for each child in the family, and to post the lists in some conveniently low place, such as the inside of the kitchen cupboard door. If these lists are carefully printed or typed and decorated with suitable cut-out designs there will be an added interest and pride in the work and the check-up of duties. Even though the younger members of the family cannot actually read their lists they will be as proud as the older children and feel exactly as important—which, of course they are. For no matter how trivial their duties, they are "just as big to them, you know, as your duties are big to you." There is nothing which impresses children with the unity of home and family so much as the feeling that they are given a part in the upkeep of either, and to feel that their part, no matter how small, is as important and necessary as the others.

All children have at least a spark of creative ability. But,

ignoring this, they are invariably showered with toys and equipment which are ready made and which deprive them of the pleasure of seeing something really grow under their handling. Making things from raw materials not only pleases the child but fills him with the joy of achievement when he sees his result—whether it be a crude log house built from building logs, an automobile made from a packing box and four discarded express cart wheels, or a doll's cape from a scrap of cloth from mother's sewing basket. We have only to watch children at work to sense that they unconsciously study and experiment with raw materials and thus form a valuable habit—that of thinking for themselves. And if the completed object bears little resemblance to the objective, that is of small importance, for it represents a concrete demonstration of creative ability.


So if brother shows a bent toward building, his need is for blocks, logs, and construction sets of all kinds and, when older, for all sizes of boards, a hammer, and nails. If he is air-minded, his need is for the airplane building sets which are so popular at present and with which he can construct and re-construct his own planes.

If he leans toward art and every blank space temptingly invites his handwork—whether it is a blackboard, sidewalk, or wall—then his need is for reams of strong paper, substantial and clear colored crayons, blunt pencils, drawing board, and simple designs from which he can copy and stimulate his talent. These will not only delight and help him, but will guide his drawing energies in the proper channel. How often we hear mothers complain about "Bobby's destructiveness," or see nursery or even living room wallpaper marked up with crayons, when the mothers never once think of furnishing poor little Bobby with drawing equipment and thus direct his abilities correctly—and well!

Sister may be interested in sewing—then sewing equipment for her, of course, instead of a doll bed, game, or some of the foolish and extravagant gadgets for which hundreds of dollars are thoughtlessly spent each month. She can be taught to sew on her own buttons, which will help her to develop pride in her clothing and, as time goes on, she will be able to make many simple things. Many little girls are more inter-

[Please turn to page 354]





The use of awnings eliminates the solar radiation on windows. Tests in this ten-room General Electric Proving Home showed a reduction of 16% in heat gain through the use of awnings

Renewing weather-beaten awnings

George J. Thiessen

OLD awnings, still serviceable after years of use, invariably present a shabby appearance. Particularly is this noticeable when they are put up on newly painted buildings. In the past, not much could be done to remedy this condition except to buy new awnings at considerable expense. Just painting the canvas did not work. The duck became hard and stiff. When folded a few times, it broke. However, experiments have been made and now it is possible to renew old awnings at home, with little or no experience. When the job is completed, not only is the weave soft and pliable but has the appearance of being new. In addition, there is added protection which means that the awnings will last considerably longer than if they had not been treated. The process is simple and comparatively inexpensive.

The first thing to do is to stretch the duck flat. A lawn is ideal for the purpose. Frames may be removed, or not, as preferred. Most people take them out, for the canvas then can be handled to better advantage. The next step is to brush the weave thoroughly with a broom or stiff brush. After this, using strong

soap and water, wash out all stains and discolorations. Rust marks can frequently be removed with a solution of ordinary salt and lemon juice. Another method, even better, is to mix two parts of cream of tartar to one of oxalic acid and apply same to the stain which has been dampened with water. Some use a solution of tin chloride also. The discolorations are soaked with this and then rinsed immediately with much water. The last named method is claimed to be quickest of all and the most reliable. Regardless of which is used, the process does not cost much.

When the canvas is clean and dry, make a sizing by mixing a pound of ground glue with three quarts of hot water. Be sure the glue is thoroughly dissolved (accomplished by stirring). To the preparation, add a solution made with one ounce of powdered alum in water. This, by the way, is a waterproofing material. Then, after thoroughly mixing with the glue size, apply with a clean, soft brush to the canvas. Let dry thoroughly. Incidentally, a hot summer day is best for the purpose.


You are now ready for the actual painting. The materials used are as follows: 25 pounds pure white lead, 2 quarts linseed oil (boiled), 1½ quarts turpentine. You can buy these at any

paint store. Buy ordinary white lead; not the paste variety as the latter contains more oil which, in this particular instance while slightly easier to break up, is not desirable.



After opening the lead, transfer it to a container which holds about three gallons. Add small quantities of the boiled linseed oil. For those not familiar with paints, it should be stated that it is unnecessary for one to heat the oil because it can be purchased already boiled. Do not employ raw linseed oil because this dries very slowly as compared to the other; something to be avoided in this case.

When the entire quantity of oil has been added to the white lead and has been thoroughly mixed, stir in slowly the turpentine. You now have a thin white paint with fairly good covering powers, quite economical to use since the sizing prevents it soaking into the weave of the duck when applied. It might be well to mention that if the sizing was not used and the paint put directly on the cloth, after drying it would become hard and stiff—crack and break. Incidentally, the mixture in the quantities given will cover, one coat, approxi-



[Please turn to page 372]



New awnings have rich, strong colors, and vari-sized stripes. Above, a McCampbell & Co. wide pattern, chiefly amber-tan and dark green, with touches of gray and black. Below, amber-tan ground with grouped stripes in orange, black and green from John Boyle & Co.



Another McCampbell awning (above), in dark green, black, and white, perfect for a white house. Bliss Fabyan & Co., Inc., have developed a beautiful solid scarlet, and an even stripe in amber-tan and wine-red, both of which are shown below



Photos by
F. M. Demarest

We say it's Lilac time; Andrea Channing says it's greens time—
but Marion Robinson insists

MAYTIME IS MOTH TIME!

OUT of the depths of a dark closet tiny yellow wings flutter through an opened door. A shriek! A wild clapping of hands and the hunt is on. Maytime and moth time are synonymous. Spring cleaning, the commotion of broom, mop, and paint brush stir the perennial pest from its lair. Slaying the errant one will not solve your problem, but track down your moth and get it. There'll be more around the house every day now.

Fear not the winged moth, for in this final metamorphosis it has evolved too imperfect a mouth for gnawing your clothing. The closing cycle of its life is devoted to the sole function of depositing eggs. It is high time, however, to institute a tour of careful inspection of clothing, rugs, felt hats,



One infested garment is a warning to start a campaign throughout the house against the clothes moth

woolen and knitted garments, the upholstery of the car which has been in winter storage. During the immediate preceding weeks, maybe months, that delicate fluttering household bane has—in its larva or worm feeding stage—been sustaining itself by voraciously devouring your spring tweeds, husband's dress suit, possibly the felt on the piano keys,

A busy, merry month, this month of May. We glorify it, and call it Lilac time—winter has been so long and cheerless. A few pages hence, Andrea Channing says springtime is greens time—while this author proves it's the moth's favorite month. After reading her article, you'll probably wage a May war on moths—but at least we've given you a wide choice for May activities



Courtesy Abraham & Straus

or any materials of animal origin.

At this season we are readying the house for summer, storing heavy draperies, rugs, blankets, packing away winter apparel. The job must be thoroughly well done or in the fall we may discover wrecked materials, involving serious losses. Houses maintaining even heat throughout the winter offer a moth paradise for breeding and multiplying. Every precaution should therefore be taken to see that no infested clothing or fabrics are laid away. Careful scrutiny for eggs and larvae should be made. Brush briskly and air them. Sunshine is the moth's nemesis. Use a dependable moth preventive, applying it generously and pack—oh, so carefully—to avoid invasion, as moths become active when the temperature is above 60°.

Moths are destroyed in two ways: by contact and by suffocation. There is a wide choice of effective remedies on the market for its control. Liquid solutions for spraying kill by contact in all stages. Nearly all these solutions contain pyrethrum—an active ingredient found in the bud and flowers of an imported daisy.

Whether you decide to wage your war and deal death to moths by the "contact" or "suffocation" methods, select thoughtfully, ask pointed questions, and discount enthusiastic sales talk before investing in preventives

Well-known brands, manufactured according to standard and constantly tested have potent killing power. Variation occurs in some brands, however, due to dilution and inferior quality of the killing agent. Too cheap brands are an unwise investment.

Frequently the user is at fault where results prove unsatisfactory. Failure to read and follow labeled directions carefully, and in not using enough of the remedy are often factors. Buying larger containers is more economical too, being relatively cheaper. Any surplus, tightly corked, will not evaporate or deteriorate and means a supply on hand for use in an emergency.

DEATH BY CONTACT

One method of using the liquid solution is to stand two feet from the garment and with a hand spray produce a heavy mist—

high enough so the vapor will diffuse downward, enveloping the garment. Another is to apply the nozzle closely enough to reach creases, folds, seams, pockets. The container should not be more than half full, and the solution may be used freely without fear of damage. It evaporates rapidly, leaving no stain or discoloration. Clothing worn frequently or dry cleaned is not subject to attack.

DEATH BY SUFFOCATION!

The suffocation method employs chemicals which evaporate, producing a heavier-than-air gas. Crystals, flakes, cakes, liquid-frost, vaporizers, are in the main naphthalene, paradichlorobenzene and our old stand-by gum camphor, which smother. They do, that is, if used in sufficient quantity per cubic foot of space to create a strong enough fume, and if the gas is closely confined. They are quite futile, however, used in closets which are constantly opened, or in drawers, trunks, and chests not tightly sealed. A tremendously important point—not always made clear to the user. Merely having a definite recognizable odor does *not* insure protection. Moths do not smell. They must be suffocated if evaporating chemicals are depended on for killing in all stages. "Odor" is a foil which misleads many housewives. Labels should indicate the



A rug roll or wrap is insurance against invasion during summer storage. (Courtesy of Lewis & Conger)

amount of a given product required for a given space. One pound to ten cubic feet is the average.

The shopper finds these chemicals marketed in ingenious devices for dispensing the gas. Some are attached to the baseboard; some suspend from the ceiling. Others resemble hand grenades for attaching to the electric plug. Liquid-frost is sprayed, becomes crystals, then evaporates. You can shake them, sprinkle them, scatter them, blow them through the vacuum attachment, or hang them—like a life-saver—on your coat hanger. Perfumes without number are provided for the fastidious—lilac, pine, violet, and cedar. They come wrapped in



Garments after thoroughly cleaned and treated with moth preventive should be further protected by storing them in sealed compartments



cellophane and ribbon—a gift for the bride or a nice bridge prize! All are effective if used in sufficient quantities in sealed compartments. Refills are obtainable so that the gassing of our wardrobe enemy may go on endlessly.

If you decide on this form of treatment for protection against the insidious invader, use plentifully between layers and folds, creases, pockets. Lay away in boxes, bundles, chests, trunks, or closets and seal all openings,

using gummed tape or paraffin. Garments sprayed with liquid solutions should also thus be carefully stored to avoid invasion.

THESE HAVE "CREEPING POWERS"

Impregnations of fabrics with moth repellants is another means of combating its ravages. Furs,



Crystals and flakes are distributed quickly and forcefully by a vacuum cleaner attachment. (Photograph Courtesy of Abraham & Straus)

clothing, and upholstery can be moth-proofed by wetting them thoroughly with compounds which repulse the moth. The chemicals in these solutions have "creeping powers" which penetrate each fiber, much as dye does. They do not kill the moth, only making materials impervious to attack. Moths lay siege to all woolsens, mohair particularly, so the textile industry is now moth-proofing all mohair materials. A "rinse" found on store counters enables the housewife to moth-proof sweaters and fabrics when laundering.


MOths LIKE SLIP COVERS

Moth injury to furniture is widespread. They feed insidiously under cover on the woolen threads of the warp, not being discovered until brushing loosens the pile. Unless removed frequently, slip covers provide ideal breeding places. Weekly use of the vacuum will remove surface infestation, but when suspicious of "inside work" a battle should be waged without delay. Remove the back covering and generously distribute crystals or flakes of naphthalene or paradichlorobenzene. A vacuum cleaner attachment for spraying is excellent. Enclose chair with rugs or blankets overlapping one another, or use heavy unbroken paper with all openings sealed so as to concentrate the fumes for forty-eight hours. Some warehouses have especially equipped rooms for treating infested furniture. Liquid remedies come in bottles having a special needle-

spray top which can be inserted in the upholstery.

Rugs, not dry cleaned, should be thoroughly vacuumed, treated with liquid spray or crystals as rolled up, and then encased in a rug roll for storage. Allow to remain forty-eight hours if they are to be used again. Accumulation of lint in floor cracks should be removed or wet with insecticide. Carpet beetles, sometimes called "buffalo moths" are often responsible for damage attributed to the common clothes moth. They thrive on the same nourishment, wool, hair, feathers, fur and attack silk and furniture. They are conspicuous in northern climates. Control measures are the same as those used against the clothes moth.

Moth-proof wardrobes, chests, tar, and cedar papers, will not in themselves destroy infestation. Remedies should be applied and container tightly sealed with gummed tape or paraffin. Here again we deal not with "odors" but with killing power. Expensive "especially treated" cotton bags are sheer exploitation. Any homemade bag of closely woven cotton will serve. Moths do not eat cotton. Another exploded idea is that newsprint will ward off the miscreant. This is as fallacious as the legend that apple blossoms in bloom attract clothes moths. Any paper, however, of several thicknesses and unbroken, with edges



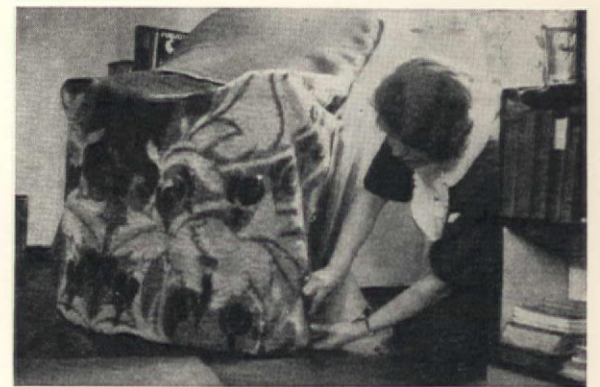
Improved designing in moth wardrobes and blanket chests provide the double doors and special locking feature, making these compartments practically impervious to outside attack and dust-proof too. (Photo by courtesy of Abraham & Straus)

folded back and sealed, will thwart invasion from the outside.

Cedar chests of heart-wood red-cedar which has a volatile oil will repel moths. Cedar chips or shavings do not contain enough oil to


Slip covers should be removed at frequent intervals and the furniture thoroughly cleaned to rout out a possible invader. Moths have a habit of feeding insidiously under cover

Fumes must be concentrated for the best results by an adequate covering over the furniture



be effective. Chests of any wood painted on the inside several times with oil of red-cedar are good protection. Those old-fashioned remedies such as tobacco leaves, borax, formaldehyde, lavender leaves, red and black pepper, are utterly worthless in moth control.

This leaves us with a few general ideas as to the approved methods of moth control. Choice of a dependable insecticide depends upon its pyrethrum content. To quote a recent authority—"The American woman will have to learn how to interpret labels, ask pointed scientific questions, and ignore much sales talk if she is to get her money's worth."



WHY NOT USE YOUR ATTIC THIS SUMMER?

IN PLANNING game rooms, much attention has been given the cellar possibilities. But why not use that waste space at the top of your house? At the top of this page we show attic space put to good use. Walls are beveled Celotex in random widths and stained. Trophies, a ping-pong table, radio, easy chairs and books make it popular as play room on rainy days—a dual use no cellar game room can claim.

The other three photographs show the possibilities of attic guest rooms, or bedrooms for the children old enough to want a room of their own. The gay gingham-decked room has a circus-like painted ceiling with a scalloped border. The room at the far right, below, shows a less ambitious but nevertheless charming attic room. The tiny room at the left below, all ceilings and slopes, seemed almost impossible. Yet a closet, built-in bookshelves above the attractively enclosed radiator, and a cubbyhole for wood were wiggled in after careful planning. Done in old red and white and crisp white muslin.



R. A. Smith

In the April, 1933, issue of *The American Home* we published a two-page article on attic rooms, and in June, 1933, a three-page article on game-room



M. E. Hewitt

decoration. Both these articles are reprinted in full in the booklet "Smart Interiors," 35¢ postpaid. Copies of these issues are available at 10¢ each



Eloise
Davison

AS SURE as death and taxes may be the conversational measure of unavoidable and absolute security for some people, but "as sure as washing and ironing" is more likely to be the homemakers' measure! For what could be more sure?

That's why the oratorio set up by the eight million washing machines now in homes in the United States is sweet music to the ears of as many housekeepers who must assiduously and eternally keep at this problem of routing dirt from the dozens of things about a house that must be kept clean. The unrelenting onslaught of dirty things clamoring for

attention day in day out, week in week out make some easy solution for the dirt problem essential in these days when motors have made household martyrs out of date. It seems to be the soap and water trail that most homemakers plan to follow.

That's why the dozens of new fabrics appearing this year are good news. So many of them can be cleansed with soap and water. And that's not all—the really unique thing about a fair share of this new crop is that it washes *without shrinking and without fading*. Shrinking and fading of wash fabrics has been the two-headed monster rearing its ugly head whenever the soap and water attack was made on materials from which dirt had to be routed.

Both cotton and linen materials may be "sanforized"—for that is what the process is called. Because such a large number of manufacturers are sanforizing their materials they are appearing on the market in a great

Miss Davison feels that the intelligent housewife of today cannot afford to waste her time and energy on household tasks for which it is possible to obtain mechanical aid. Household martyrs are out of date, along with the trial and error method of buying for the home. Like the editor, she believes women should be the planners for kitchens, and shares the same secret longing to overhaul most kitchens and make more practical the kitchen equipment offered women by men engineers. However, her series of *American Home* articles, of which this is the first, will not be confined to equipment. Miss Davison will also scout the markets for us and keep us informed of what's new in materials as well as equipment. Last year Miss Davison represented the American Home Economics Association in Amsterdam, and we take pleasure in introducing her to our readers

variety of colors, designs, textures, and finishes. This means that they may be used for many purposes.

Believe it or not, ladies, it was men's shirts that led the way to this happy state of affairs. The vain sterner sex just would have shirts that fit and, demanding them, he got them. Shirts can be bought now that do not shrink from the day they are bought to the day they disappear, ingloriously, as dust cloths.

There was a time when your draperies had to look a little too long the first time they were put up and perhaps a little "outgrown" after they had been washed, unless you were a good guesser and knew how to guess accurately how much they would shrink. Gone are the days when the agony of shrinking everything preceded its making.

The days when draping back of yards and yards of new "washed-out" material announced to the neighborhood your precaution as well as your intention to fare forth on some little creative adventure all your own.

That character building process of ironing all these yards of material, too, has disappeared. I can't think of anything I relegate to the past more gladly, for more often than not even this didn't end the shrinking for good and all. It kept sneaking in a little at a time on each succeeding wash day for quite a while. So I for one am excited about these new textiles.

So far as draperies are concerned, I have most of the other drapery problems licked. For ex-

ample, not only are mine washable so they may be whisked clean in the washer but they are the right width so that they can be ironed in the ironer the full width at one time. I can wash and dry them quickly, iron them, and get them back up before the family knows what's happened. I sew on to the top hem a little drapery accessory that I find useful. It's a strip of webbing that has holes in it through which the drapery rod may be run if you use a rod instead of rings and pins. It also has a series of snap fasteners that are used to snap pleats in place.



This is important for washable draperies which are so much easier to care for if they can be ironed flat either with an iron or an ironer. This webbing strip which costs 25 cents a yard, may be snapped into single, double, triple, or box pleats quickly and easily. Add this to the non-shrink, non-fade features of the sanforized materials and that is about all anyone can ask.

There was a time when you had to make your slip-covers too big and ill-fitting before the first washing—an untidy state of affairs—only to have to force them on after the first washing. Then they pulled out at the seams or split if they shrunk more than you had counted on when you "allowed" a little in the measuring and making. Now they may be made to fit as well as the upholstery itself and remain as sleek and

tailored as your two-way stretch even though you plan to wash them frequently. It's sensible, too, to wash these things at home, for two sets is a luxury that most homemakers do not allow themselves. Styles, colors, and fabrics change so rapidly that the average person would prefer to purchase one set at a time. A new set is such



an easy way to get a "this year" look in a room and to make it fit into this season's temperament and ideas.

Waterproof zippers bought in strips varying in length from 6 to 36 inches are a great boon to the washed-at-home slip-cover. These make the slip-covers easy to remove and replace, and are a great help in making the slip-covers fit perfectly. They are rust proof.

Mattress covers, in all their unwieldy usefulness can be bought in sanforized materials now. One needs only to have tugged with a shrunken mattress cover once to have a permanent etching on the mind of the real work involved in replacing one that has been washed and shrunk.

The new sanforized piqués are being used very successfully for home-made shower bath curtains. They are colorful, easy to make and shed the water well in addition to being washable.

So the "soap and water attack" has a better chance of holding its



ground this season than ever before. Particularly is this true for those homemakers who like a reckless abundance of clean things and who appreciate both the economy and the aesthetic advantage of keeping things clean.

DISCOVERED—the

M. Marie Damon

IT LOOKS marvelous," said a friend of mine recently, as she went exploring in my kitchen, "but does it really save you any time?"

Well, I entertained my luncheon and bridge club of twelve members last week, and cooked and served the four courses myself. In the middle of the luncheon, my husband telephoned that he was bringing home his father and mother and two brothers for dinner, and would try to get home early.

That meant that Party Number Two would arrive while Party Number One was still here, and, under ordinary conditions, I would have had to cope with a depressing mountain of dirty dishes and pans, before even starting the dinner. As it was, when the luncheon was over, I maneuvered my guests into comfortable chairs, around a fire in the living room, and, without even excusing myself, I crept out to my kitchen. Just for the fun of it I timed myself, and, in *nineteen minutes* exactly, the dishes were washed, the kitchen cleaned, and I was back in the living room setting up card tables for our afternoon game.

Can you do that in your kitchen? Then let me tell you why I can do it in mine.

Not over night did my ideal kitchen spring into being. It was the ultimate end to months of

a perfectly baked pie are, perhaps, sufficient satisfactions in themselves to warrant the drudgery entailed. But the dull routine of dishwashing, three times a day, week in and week out, is as uninteresting a task as I can imagine. Therefore it was to lighten this burden that I turned my first efforts.

Except for the spaces occupied by the stove and the refrigerator, a narrow wooden shelf, fourteen inches wide and thirty-nine inches from the floor, was placed around three sides of the kitchen. This was covered with strips of the same linoleum as the floor, and the outer edges bound with narrow strips of stainless chromium. This makes a most practical working surface, since it does not chip under heavy use and wears much longer than ordinary oil-cloth. The binding comes in rolls, and can be had in hardware or ten-cent stores.


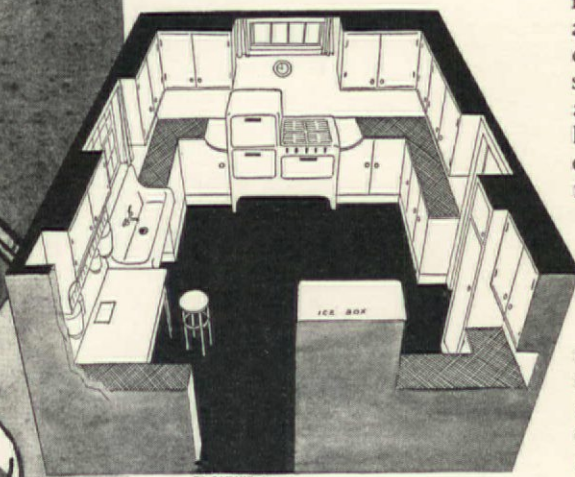
Beneath the shelf are cupboards, each designed to fill some special requirement, with pairs of narrow wooden doors opening easily outward. On the inside of one pair of doors, long, right-angle hooks were placed, on which to hang pots, skillets, frying pans, etc., with handles. As these swing out into the light, it is easy to choose the one that is needed, and unnecessary to bend to reach any of them.

Fifteen inches above the shelf are shallow cupboards seven inches deep, with shelves placed at varying heights to accommodate specific needs. In one are stored vases and jars for flowers and on the back of the door are hung a pair of garden shears. The ever helpful aspirin bottle, for the revival of fading flowers, has a corner of its own in this cupboard. Since many of the bowls, which I use for centerpieces on the dining room table, measure more than seven inches in diameter, several shelves were placed far enough apart to permit placing them on end. Rounding grooves were gouged out of the shelf beneath, and rubber headed nails, placed at each end of the groove, securely held the bowls in place. On the fourth side of the kitchen, and beneath a window, is the sink, placed high enough for comfort, although even in these enlightened days, I had quite a battle for the last three inches.

At the left of this is the greatest achievement of my kitchen. It is

poring over catalogues, figuring budgets, watching the efficient movements of the cooks in "Diner" wagons, and timing even the simplest of processes which take place in the kitchen routine of every home.

I am not too fond of kitchen housework at its best—what woman is? A big fluffy cake, or



perfect kitchen!

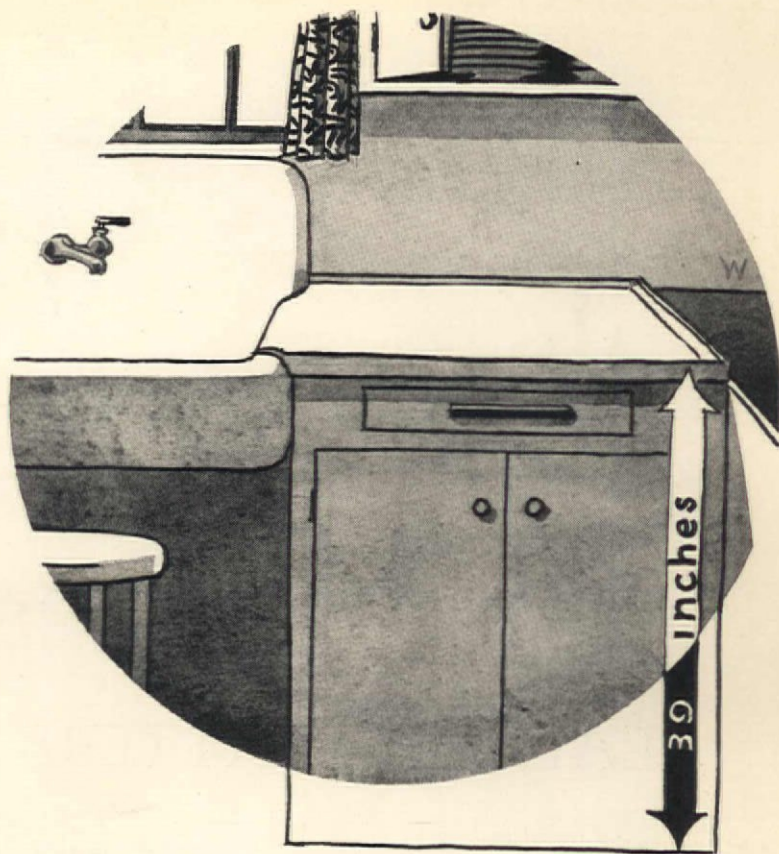
a broad high work table (forty-five inches long, twenty-five inches wide, and thirty-four inches from the floor) which is also used to hold the dishes as they are cleared from the dining room. This table is covered with a stainless sheet metal, since it has been my experience that, no matter how many cutting boards are provided in a kitchen, at one time or another, someone, in too great a hurry to get out a board, will cut an extra slice of bread, or an orange, upon the main working surface, and, before long, the table top is ruined.

In the center, at the back of this table, was cut a rectangular hole, thirteen by eight inches. A local tinsmith fashioned for me, of stainless sheet metal, an ingenious cover for this opening, which, when closed, fitted down snugly and was flush with the table top, and, when open, was similar in shape to the tin openings in commercial salt boxes. Beneath the table a square metal chute, the same size as the table opening, runs straight down through the kitchen floor. To what? Have you guessed its purpose?

Yes, a garbage chute, and a garbage chute de luxe! A specially constructed closet, in the cellar, lined with rustproof metal, with an outside door for the convenience of the garbage collector, holds the large can. As an extra precaution against odors in the kitchen, a second valve was placed at the garbage can end of the chute, and once every so often the chute is washed down with a long handled brush and a strong lye solution.

At the right of the sink is the drainboard, with a half-inch splash rim around the edge. Beneath the drainboard a fifteen-inch drawer was built to hold the table silver, set back under the edge of the drainboard three inches as an extra precaution against any dripping, and having a long square drawer-handle to prevent unnecessary reaching.

Above, and to the right of the drain, are four plate shelves, only as deep as my largest dinner plates, and placed just six and one half inches apart. I carefully measured the tallest pile of plates in my cupboards before giving the measurements to the carpenters.



In this way, not one step need be taken in the process of picking up a dish from the wire drain, drying it, and putting it away, and it is never necessary to reach in back of one high pile to get a pitcher, or an odd-shaped piece of china.

Immediately above the work table, and swung on pivots from the two rear corners of the wall, are two large chromium-plated containers, similar to those with which the modern kitchen-cabinets are equipped, one for sugar, and one for bread flour. Next to these are two smaller ones, for coffee, and for cake flour. Small levers release the exact amount required, into a measuring cup placed beneath, saving the handling of a large can or sack each time. In the twenty-inch space between these containers, and hanging against the wall, are the most frequently used utensils, forks, small and large knives, long-handled spoons, egg-beaters, etc.

Above this row of utensils, are two narrow open shelves, but four inches deep, to hold spices, baking powder, cocoa, etc. Since my taste in this line is more lavish than the manufacturers anticipated, I bought two whole sets of light green china spice-containers, and changed the labels on the second set to suit my own needs. A square, green glass perfume container, with a ground glass stopper and a substantial base, solved the problem of the ever-tipping vanilla bottle.

Above the open spice shelves are the cupboards for dry groceries, cereals, macaroni, and canned goods.

And now about the refrigerator. The legs were removed, and the whole chest built in at a height which made it unnecessary to stoop to reach the lower shelves. The space below was utilized for a large, deep drawer, hung on wheels, which rolls open at the slightest touch of the handles placed on the upper edge. The four sides of the drawer were lined with rust-proof metal, and the bottom is heavy galvanized screening, in half-inch mesh. The baseboard below and at the sides, is of sheet metal, perforated to allow for the free passage of air, and painted dark green enamel, to match the other baseboards. In this drawer are kept the potatoes, vegetables, and fruit which are not stored in the refrigerator.

Where the narrow shelf, which runs around the entire kitchen, meets the refrigerator, it is widened into a square, working surface, the same depth as the refrigerator (twenty by thirty inches), reserved for the mixing of iced drinks. Here are hung, in convenient array, an extra ice-pick, an ice shaver, bottle openers, long-handled spoons, two small funnels, strainers, and measures.

In the cupboard above this are stored, in single file, the various sizes of beverage glasses, except the water tumblers, and the other necessary accessories such as ice bowls, shakers, etc. Flat against the side of the refrigerator are hung three sizes of serving trays, and, in the cupboard beneath the workshelf, are stored the beverage bottles. The lowest shelf of



Drawings by Harrie Wood



F. M. Demarest

PLANKED PLATTERS TO FOIL COMMOTION

I REMEMBER the days when Father was left to his own discretion and ingenuity to divide the servings for the family and I was the last to be served. I always said a wee prayer during the entire process: "Dear God, don't let him serve the first servings too big!"

As difficult as it is to coax and coerce our men to serve, I am firmly convinced that we should make it as simple as possible. One of the most time-saving methods of serving is the planked-platter plan. This eliminates entirely that old troublesome method of each member helping himself. I say troublesome, and I mean just that, as there is a constant passing and repassing of dishes, the youngest and eldest must be assisted and a general commotion begins with the meal and continues throughout.

This method appeals to the senses with color, fascinating flavor combinations, and an attractiveness which literally makes one's mouth water. That's just the half of it. Dishes which accumulate with an amazing rapidity during the preparation and serving of every meal are reduced at least one third. No salad plates, no vegetable dishes, and no serving dishes but a platter. All your creamy foods are served in natural holders to be eaten.

A fourteen- or sixteen-inch plank with a fairly deep, grooved edge may be purchased at house-furnishing or culinary shops or made at your local planing mill. The meat is cooked and placed in the center of this broiling plank; around this central figure are arranged individual servings of the vegetables as asparagus tips inserted in rings of lemon or green

Mabel Claire Cable

pepper, carrots which have been candied in orange rings or green beans bound by a band of lemon. The green pepper, lemon, and orange add a distinctive flavor to these vegetables and also simplify the serving for the host. Alternated with the vegetable are the potatoes or other starchy substitutes. Macaroni rings, cucumber shells, large curled stalks of stewed celery, cut in four- to six-inch lengths, cupped mashed potatoes, browned potato shells or mounds of rice may be substituted for the formerly used patty shells and timbales to form nat-

ural holders for creamed fish and vegetable combinations.

You may prepare your plank in advance of the serving and place in a slow oven. Just before serving, the plank is put on a sixteen- or eighteen-inch china or silver platter. On crisp leaves of lettuce, individual servings of salad are placed around the extreme edge of the platter where they scarcely contact the hot foods. This salad may be garnished with pimento, cloved onions, grated cheese, or paprika which add color and freshness to your palatable picture. The whole

is garnished with parsley, watercress or nasturtium leaves, depending on what you have conveniently handy. Individual paper cups of relish may be added here and there if relish is required with your meat.

If I plan a casserole dish as I sometimes do when my refrigerator has accumulated bits of peas, string beans, corn, spaghetti or rice, this does not interfere with using my plank. My casserole pan is no higher than two inches; it forms the center and my vegetables are arranged around it in the same order as though it were a roast. The larger leaves of celery serve as a splendid screen to hide the pan and garnish my plank.

For dinner parties which are not too large and you are preparing yourself, there is nothing more convenient than to arrange your planks and place them in the oven, prepared for serving, before you leave the kitchen, that you may compose and cool before the arrival of your guests. The individual touch for each plate is there, for you have not had to serve your guests in a hurry and their food is piping hot. The individual planks are about one and one half to two inches smaller than your dinner plate.

STUFFED ONIONS

Wash the required number of onions of medium size (white) to satisfy your family need. Remove stem ends and steam until tender but not soft. Remove the inside, leaving a substantial shell. Chop one cupful of cooked spinach with the center of the onions which were removed. Place in a sauce pan with two tablespoonfuls but-

[Please turn to page 358]

Menus for planked platters

(*recipe included)

<p>Au gratin cauliflower *Stuffed onions French fried beets Bran muffins Pear salad with sweet dressing Chocolate pie Coffee</p>	<p>Veal birds Spinach cups with creamed peas Rolls *Parmesan potato cubes Grapefruit salad with sweet tomato-preserve dressing Fudge shortcake Coffee</p>
◆	◆
<p>Creamed crab in sweet pimento cups Browned sweet potatoes *Candied carrots Hot biscuits Stuffed cucumber salad Date bars Coffee</p>	<p>Roast pork Brown potatoes, gravy Asparagus tips in green pepper rings Whole wheat bread *Stuffed apple salad Assorted cheese Butter thin wafers Coffee</p>
◆	◆
<p>*Spaghetti mould with cream *Baked bananas and cucumbers in lemon rings Celery hearts Rolls Hot gingerbread and double-cream cheese Coffee</p>	<p>Russian dressing Carrot slivers Pickles</p>

Hot muffins! Hot breads!

We are told hot breads are bad, oh very bad for us. But who can resist hot buns and hot breads, so hot they melt the butter to a golden sauce? Here are six readers' recipes, each one a savory plot to rob us of digestion

Recipe printed on back of each photograph


Recipe printed on back of each photograph

Recipe printed on back of each photograph

● Maryland beaten biscuit



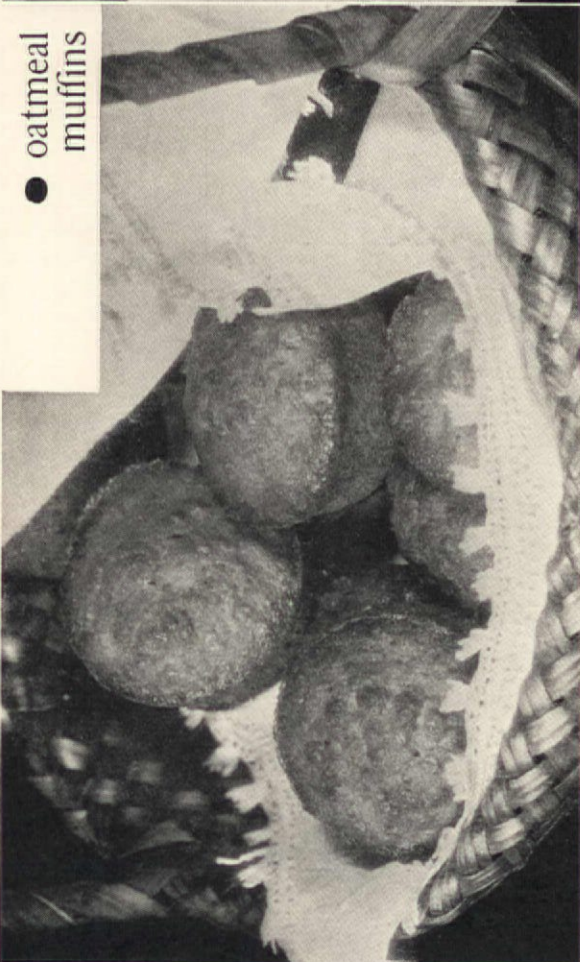
● crumb muffins




● graham prune bread



● oatmeal muffins



● peanut butter muffins



● grape-nut bread



Hot muffins! Hot breads!

We are told hot breads are bad, oh very bad for us. But who can resist hot buns and hot breads, so hot they melt the butter to a golden sauce? Here are six readers' recipes, each one a savory plot to rob us of digestion

Photograph printed on back of each recipe

Photograph printed on back of each recipe

Photograph printed on back of each recipe

prune bread

- 1 cupful graham flour
- 1 cupful sugar
- 1 teaspoonful baking powder
- 1/2 teaspoonful salt
- 3/4 cupful chopped nutmeats
- 1/2 cupful prune juice
- 1 cupful prune pulp
- 2 tablespoonfuls shortening
- 1 cupful sour milk
- 1 egg
- 1/2 teaspoonful soda

SIFT flour, sugar, baking powder, salt. Add nutmeats, then the milk, soda, melted shortening, egg, prune juice and pulp mixed together. Stir only until mixed. Pour into greased and floured loaf pan. Bake in a moderate oven 1 1/2 hours.

I had prunes at school, my husband in the army, until we were sick unto death of them. A long time ago a friend gave us this recipe which has glorified the humble prune and restored it to the family table.

Recipe of Mrs. L. I. VORHIS,
Binghamton, N. Y.

Tested by THE AMERICAN HOME

crumb muffins

- 3/4 cupful flour
- 4 teaspoonfuls baking powder
- 1/3 cupful sugar
- 1 teaspoonful salt
- 1 1/2 cupfuls crumbs
- 1 egg
- 2 tablespoonfuls butter or vegetable shortening
- 1 cupful milk

SIFT flour, baking powder, sugar, and salt together. Add crumbs and mix well. Beat egg and milk and add to dry ingredients. Finally add shortening melted.

For variety add any one of the following—1/2 cupful cranberries, cut in halves, 1/2 cupful dates, 1/2 cupful raisins, or 1/2 cupful nut meats.

Bake in a moderate oven (400°) for 25 minutes.

Recipe of Mrs. SHERMAN R. KNAPP,
New Britain, Conn.

Tested by THE AMERICAN HOME

Maryland beaten biscuit

- 2 cupfuls flour
 - 1 teaspoonful salt
 - 1/3 cupful lard
- Milk enough to make a stiff dough

MIX dry ingredients, work in lard, and add milk. Toss on a slightly floured board and beat with a mallet or rolling pin for 30 minutes or until dough has a soft, velvety texture with little bubbles under the surface.

Roll out to 1/8 inch in thickness, prick with a fork, and place on buttered tins. Bake in a hot oven for 20 minutes.

The secret of these biscuits is in the regularity of the beating, not the hardness.

Recipe by HILDA WEART, Salt Lake,
Utah

Tested by THE AMERICAN HOME

bread

(Recipe makes two loaves)

MIX ingredients in order named. This recipe is a comparatively new one to me. However, I have used it many times without failure. It is so wholesome and delicious.

- 2 cupfuls sour milk
- 4 cupfuls bread flour
- 3/4 cupful sugar
- 1/4 cupful shortening
- 2 teaspoonfuls soda, dissolved in
- 1 cupful sweet milk

Recipe of Mrs. H. S. HELLER, Theresa,
New York

Tested by THE AMERICAN HOME

peanut butter muffins

- 2 cupfuls flour
- 2 teaspoonfuls baking powder
- 1/2 teaspoonful salt
- 1/2 cupful sugar
- 3/8 cupful peanut butter
- 4 tablespoonfuls shortening
- 2 eggs lightly beaten
- 1 cupful milk

SIFT dry ingredients. Work in peanut butter and shortening until well blended. Add well-beaten egg combined with milk. Mix thoroughly. Drop batter in well-greased muffin pans and bake in moderate oven (350° F.), until muffins are brown on top and shrunken away from sides of the pan.

The delicious nutty flavor of peanut butter muffins makes them a general favorite at our Montana School for Girls, where meals are prepared and served by the girls. When these muffins appear on the officers' table it is always an occasion for rejoicing. They are good, even without butter.

Recipe of ROSE J. ROBERTSON, Vocational School for Girls, Helena, Montana.

Tested by THE AMERICAN HOME

oatmeal muffins

- 1 cupful white sugar
- 1/2 cupful butter
- 2 cupfuls white flour
- 1 cupful sour milk
- 2 cupfuls oatmeal (Rolled Oats, but not quick cooking)
- 2 eggs
- 1/2 teaspoonful soda
- 3/4 teaspoonful ground ginger
- Salt

BAKE in muffin pans like any other muffin.

My family are very fond of muffins, but they are especially fond of these oatmeal muffins which I make and serve with orange marmalade. I like them because they are so easy to make and are so good and nourishing. If served for lunch with a salad they are equally good.

Recipe of Mrs. E. REID, Riverside, California

Tested by THE AMERICAN HOME

Springtime is greens time

We said it was Lilac time, up front. But Andrea Channing insists that now the skies are all rain washed and sun shined, it's time to waken winter-tired appetites with greens . . . and submits six convincing proofs

Recipe printed on back of each photograph

Recipe printed on back of each photograph

Recipe printed on back of each photograph

● young dandelions



● spinach-ham soufflé



● broccoli




● luncheon spinach



● assorted greens



● spinach croquettes



Photographs by F. M. Demarest

Springtime is greens time

We said it was Lilac time, up front. But Andrea Channing insists that now the skies are all rain washed and sun shined, it's time to waken winter-tired appetites with greens . . . and submits six convincing proofs

Photograph printed on back of each recipe

Photograph printed on back of each recipe

Photograph printed on back of each recipe

● BROCCOLI

BROCCOLI is another of the greens which deserve special attention on spring menus. Cook the broccoli in salted water, the same as cauliflower only it will take some longer. The broccoli should be tender but not soft. Season with salt, a few grains of pepper and a little garlic if you wish. Just before serving add olive oil, perhaps three tablespoons to an ordinary amount, stirring so that the oil will be well mixed through the vegetable.

Tested by THE AMERICAN HOME

● spinach—ham soufflé

1 cupful cooked spinach chopped fine
 ¾ cupful cooked, chopped ham
 3 tablespoonfuls butter
 1 cupful milk
 3 egg yolks
 ¼ teaspoonful salt
 3 tablespoonfuls flour
 ¼ cupful spinach liquid
 3 egg whites
 Black pepper

Tested by THE AMERICAN HOME

MAKE a white sauce of the butter, flour, milk, liquid, and salt. While hot add spinach, ham, and egg yolks un-beaten and stir until well mixed. Beat the egg white until very stiff and cut and fold into the cooled mixture. Pour in a buttered baking dish holding a quart or more and sprinkle pepper over the top. Bake in a moderately slow oven until well set, about 35 minutes. Serve at once.

Garnish each serving with a tablespoonful of white sauce to which enough ground ham has been added to give it color, and a crisp sprig of parsley.

● young dandelions

Dandelions
 Bacon
 ½ cupful vinegar
 ½ teaspoonful salt
 ¼ teaspoonful black pepper

Tested by THE AMERICAN HOME

CLEAN dandelions. Wash away any grit. Crisp in ice water. In a frying pan, crisp a little bacon which has been cut in small pieces. To the bacon and the fryings, add one cupful hot water, vinegar, salt, and black pepper and let come to a bubbling boil. Pour over the crisp dandelions which have been drained, and serve at once.

Dandelions—hot. The basic preparation of dandelions as a hot vegetable is simple. Cook the cleaned greens in a small amount of salted water until tender. For a variation of flavor, add butter, pepper, and salt as seasoning, or hard-cooked eggs and vinegar, or bacon and cubes of salt pork while cooking. Two thirds horse-radish greens and one third dandelions with salt pork is a good combination.

1 cupful cooked spinach
 ½ cupful cooked chopped carrots
 ¼ cupful water-cress chopped fine
 ¼ cupful mashed potatoes
 ¼ cupful bread crumbs
 ½ cupful lemon juice
 Pepper and salt
 1 egg, beaten

Tested by THE AMERICAN HOME

● spinach croquettes

MIX spinach, carrots, potatoes, water-cress with lemon juice, bread crumbs, salt, and pepper. Form into croquettes, roll in crumbs, then in beaten egg, and again in crumbs. Fry in deep fat. This quantity makes about six croquettes. These make a very fine accompaniment to creamed salmon.

● assorted greens

Native Greens: From the days of the wild prairie lands comes this recipe for native greens. After cleaning well, cook until tender, not-too-old leaves of horse-radish and mustard greens in the proportion of three fourths horse-radish and one fourth mustard greens. One-inch cubes of salt pork cooked with the greens improves their flavor. Season with salt and pepper and serve with or without vinegar.

Beet greens: Regular standbys for those who prefer a milder flavor than those greens mentioned above. Beet greens are very good with a cream sauce to which grated cheese has been added. Another and different result can be obtained by adding chopped, hard-cooked eggs and tiny or cubed young beets to the cream sauce.

Turnip greens and radish tops are good hot with butter or with vinegar or lemon.

Endive, celery, cabbage, and head lettuce all contribute to spring!

Tested by THE AMERICAN HOME

● luncheon spinach

CHOP the cleaned leaves of a pound of spinach and place in a dry frying pan. Cook until wilted, stirring constantly. This will take about six minutes. Season with butter, pepper, and salt. Serve at once with scrambled eggs.

There is little choice as to flavor between fresh and canned spinach and either may be used in nearly all recipes with practically the same results.

If you are using fresh spinach, whether of big or small leaf variety, let it stand in a quantity of cold water for an hour or longer before cleaning it. Best results will be obtained if the container is a large pan or pail. When you are ready to clean the spinach, lift it out of the water, and transfer it, small amount at a time, to another pan for the final cleaning. If you can let water from the cold water faucet run over it in the process of transfer, so much the better. You will be surprised to see how much grit has settled to the bottom of the first container. Always crisp spinach before cooking.

Tested by THE AMERICAN HOME

2 Children... a Hungry Husband and \$10 a week for food!



"I consider Royal a real economy... because it always produces successful results."

(An informal interview with MRS. J. C. BAILEY, of Chicago, Ill.)

MRS. BAILEY, like millions of other American women nowadays, has to manage her house on a very cramped budget.

"When the family income dwindles—as ours has during the past three years," says Mrs. Bailey, "every penny has to count for something."

"That's why I wouldn't think of giving up Royal. You don't catch me taking chances with cheap, inferior baking powder, after I've laid out my money for good butter, eggs, and milk."

"I always think of the familiar red can of Royal as my baking insurance, and I'd consider it poor economy to use any other baking powder."

SOUND REASONING, Mrs. Bailey! After all, how much baking powder do you need to make a cake? Two or three teaspoons for the average recipe. And three teaspoons of Royal cost you only 1¢.

When you compare that with the cost of your other ingredients, it seems foolish, indeed, to deprive yourself of the best baking powder.

Only 1¢ for Royal! And you have the certainty of a perfect cake—every time!

Royal has been famous for 65 years for the fine-flavored cakes it makes... cakes light and velvety... delicately tender... that keep their moist freshness to the very last crumb.

When you buy your next can of baking powder, keep in mind the low cost of Royal. It is now selling at the lowest price in seventeen years. Don't skimp yourself needlessly. Enjoy the satisfaction of using the best—Royal!

"That's why I can't afford Baking Failures"



• "The good butter, eggs and milk I use in the baked foods I give to my children cost too much to be trusted to a cheap, doubtful baking powder. I'll stick to Royal—and be sure."



• "My wife certainly makes swell cake," says Mr. Bailey. "She says Royal Baking Powder does it—but all I know is—it tastes wonderful!"



• "Who wouldn't use Royal Baking Powder when it takes only one cent's worth to give you a delicious, fine-textured cake like this every time!"

FREE COOK BOOK—When you bake at home, you'll enjoy using the new, up-to-date recipes in the latest Royal Cook Book. Over 300 recipes; valuable baking hints. Mail coupon today.



ROYAL BAKING POWDER, Product of Standard Brands Incorporated, Dept. 114, 691 Washington St., New York, N. Y.
Please send me a free copy of the new Royal Cook Book.

Name _____
Address _____
City _____ State _____
In Canada: Standard Brands Limited, Fraser Ave., Toronto 2, Ont.

Copyright, 1934, by Standard Brands Incorporated

ROYAL NOW SELLS AT THE LOWEST

PRICE IN 17 YEARS . . .

ested in dolls than in anything else, a perfectly natural interest which is the germ of the mother instinct dormant in every girl. Few mothers think of dolls as anything more than playthings, but by teaching little sister just how to care for her "baby," many lessons in child care may be subtly taught, so that when a *real* baby becomes a new member of the family, sister will not only know how to do many things for him, but will actually be very helpful in a practical way.

On the other hand, sewing may not interest the little girl in the family at all and she may be happiest when she can be in the kitchen with mother when she is cooking and baking—often doing little things to help, as greasing the cookie sheet, beating eggs or cream, or cutting up nuts for daddy's favorite cake. For her, a cooking set is the psychological gift, and it must be one which



Construction sets for the would-be builder or engineer are indeed stimulating in a child's development. From Neveloff Twins Toy Shop


she can actually *use*, else her initial joy will be converted into genuine disappointment and a worth-while instinct curbed. After but a little use of the toy-kitchen set, she will be able to use mother's equipment.

Every child, even a small one, can learn to take care of his own room. Children can make beds (with mother's help), see that dresser and closet doors and drawers are kept closed, and dispose of soiled clothing in the laundry bag or clothes chute. Five-year-old brother can sweep a light fall of snow from the sidewalk in winter and pull the

And what boy—large or small—is not air minded now? With this set he may construct a plane, starting from the blueprint stage, and thus become familiar with some of the fundamental principles of air craft design. Neveloff Twins Toy Shop

Give them a chance!

[Continued from page 340]



Photograph © Educational Playthings, Inc

"The Pounding Peg Board to the right in the illustration above is to satisfy the very young child who wishes to hammer and pound but should have nothing more harmful than a mallet and pegs to satisfy this desire. The soft-wood pounding block with large-headed nails and a short-handled hammer, in the foreground of the illustration, are a next step, suitable for the child of three who wants to do something that is more "real." The workbench and tools are for children, from four years on, who have had some instruction in their use, and they can be utilized. . . . from kindergarten through manual training classes." Courtesy, Educational Playthings Inc., New York

largest weeds from the garden in summer—with daddy's help and under his supervision at first. Sister can dust, and do it well, at a surprisingly early age. She can dry and take care of the silver and help set the table besides doing the innumerable little errands in the house which will save steps for mother.

Then there are pets. These furnish another splendid opportunity for children to help in the home, and no child should be without them. Every child should have at least one household pet, and his enthusiasm and interest in the active little creatures may well be developed into real responsibility. We must always re-

member to work *with* children on their present level, not on the level we are aiming at. For this reason, it is often necessary to be very patient at first and to teach the children to understand that their affection for Tabby can better be shown by feeding and caring for him properly than by almost strangling him to death with overzealous squeezes! It is a big job for a little child to care for a pet

properly, but one which he will thoroughly enjoy, not realizing that he is unconsciously receiving a course in diet, nutrition, health, and sex knowledge, all of which are of educational importance and have splendid spiritual value, for the responsibility of a pet is steadying to a child's character.

Educators say that mothers are rapidly getting away from their myopic tendencies in the relations with their children and are real-



"Flowercraft" provides pictures of three kinds of flower containers, and separate gummied sheets of flower heads and foliage, to be cut apart by the child and pasted over the container to make a complete flower arrangement. From F. H. Beach

izing how important it is to the children's future to allow them to help at every available opportunity. Dorothy Cannon Thompson, director of the Cannon Nursery School of New Haven—a laboratory of [Please turn to page 358]



F. M. Demarest

For the little girl with culinary instincts, cooking utensils as carefully designed as mother's cannot help but please. From Educational Playthings, Inc.



"Weaving is not a spontaneous interest of very young children. Children of six, however, often wish to weave a hammock or a small rug for their dolls. This simple loom answers such a purpose adequately." Courtesy, Educational Playthings, Inc.

"Just think,
Sonny—
you're in the
movies now."

"Aren't we the economical
movie makers—
think how
little it's
costing."

Ciné-Kodak *Eight*

Makes movies
for 10¢ a "shot"*



"—And see the way
it's constructed."

"Yes, there's real quality
in that camera."

"Isn't it marvelous?
The movies are clear
and natural as life!"

"They certainly are—
and you took them
yourself!"



OF COURSE, you've always wanted a movie camera... well, here's your wish come true.

Ciné-Kodak Eight is a full-fledged movie camera. It marks a new *high* for simplicity—a new *low* for upkeep. Makes good movies right from the start. And the price... only \$34.50.

See this movie "buy" at your Ciné-Kodak dealer's. Let him show you the pictures it takes. Eastman Kodak Co., Rochester, New York.

* **I**N THE MOVIE STUDIOS of Hollywood, a shot is one continuous scene of a picture story. The Eight makes 20 to 30 such scenes—each as long as those in the average news reel—on a roll of film costing \$2.25, finished, ready to show.

If it isn't an Eastman, it isn't a Kodak



Of interest to you?



Above: An illuminated mirror in the hall, with lighting all the way up the sides and around the top, solves the hat-on-straight problem. Installed in the Westinghouse Home of Tomorrow




At right: Part of the kitchen equipment in this same Westinghouse model home is a package delivery system, whereby packages are inserted in this well protected outside space and swung right into the kitchen




At right: Globe of the world, mounted on a mahogany base equipped to hold an atlas or directory. W. & J. Sloane

F. M. Demarest



Above: New shelving for spring includes a red and white Royleace paper, at the top, a dotted and plaided oilcloth from Columbus Coated Fabrics Co. Next below: a flowered chintz pattern and, last of all, a pleasant scalloped design in green and yellow. The last two are double-edge Royleace paper



A "porthole" is a new form for an aquarium, and can be built right into your room. With its brass rim, and gaily colored fish, it is an interesting way of adding a colorful picture. From Lewis & Conger




Below, an illuminated bookcase devised by the General Electric Co. in their All-Electric Home at Nela Park, Cleveland, Ohio

A real find is the copy of the old cobbler's bench above. It may be obtained knocked down with all the sections cut and drilled, and with the necessary nails, glue, stain, wax, and assembly directions for the handy man—all for \$5. Or it may be obtained completely finished for \$12.50. Further details will be furnished upon request

Johns-Manville is introducing an all-wood fibre board with smooth surface, good color, somewhat mottled effect, and exceptional waterproof quality. It can be painted, stained, varnished, or waxed like wood. It is known as J-M Hard Board



"Ventusvac" is the name of an air condition ventilator recently put on the market. This exhaust unit, regulated by thermostat control so that it maintains an even temperature, releases stale air and is accompanied by a louver which admits fresh air. From Bissell Manufacturing Company



Birthday candles now come in cellophane-wrapped boxes with an amusing cut-out figure and greeting card on the cover. Will and Baumer



Even knots and tool marks appear on this new and faithful version of pine paneling for walls, a product of the Armstrong Cork Co. introduced into their Lin-o-wall line

One Million Dollars to lend!

NOW you can make needed home repairs and improvements when all costs are so low . . . Johns-Manville lends you the money—you pay out of income.

**Repair—
Modernize—
Beautify your home
NOW**
(before prices rise)



● A roof that never wears out—for as little as \$19.50 down. J-M Asbestos Shingles (in beautiful colors) go on right over your present roof without muss or trouble. Fireproof (23% of fires start on roofs), won't leak, rot, warp! Makes your house much better looking, too.



● J-M Rock Wool Home Insulation (this job costs \$13.20 down). Spun from molten rock into light, fluffy wool. 4" of J-M Home Insulation keeps heat in (or out) more effectively than a solid stone wall 10 feet thick . . . makes rooms up to 15° cooler in summer, reduces fuel bills up to 35% in winter.



● Lovely Tile-like walls for kitchen or bath as low as \$7.70 down. J-M Wainscoting makes dull, out-of-date rooms look cheery, colorful and smart—economical—comes in sheets any carpenter can erect in a very short time.



● This remodeled dining room (as little as \$15.00 down) owes its charm to walls and ceiling of J-M Insulating Board in its natural buff finish, and to buffet and shelving finished with J-M wood fibre HARD BOARD.



● A place where all the family can play—for as little as \$9.20 down. In basement or attic for ping-pong games—or as a place for the children to play—finished with J-M Insulating Board in its natural buff color.

HOW often you have wished that you could do these things to your home! But home owners have been putting off these important improvements and repairs. Money was so scarce!

But *now* you need not delay a single day longer! Out of the Johns-Manville \$1,000,000 Fund, you can actually borrow the money you need—and make these improvements now, when everything . . . materials and labor . . . costs less than in years. All you pay is a small sum down. Then the balance is spread

over twelve easy monthly payments.

And you can borrow from this \$1,000,000 Fund even though the Johns-Manville materials used represent as little as 25% of the cost of the total job done!

Your home is the soundest, most stable investment you've ever made. Don't let it depreciate in value. Keep it modern, in good repair. Cozy to live in. A home to be proud of! And remember—should you want to sell, modernizing it will help you


get a far better price than if you offer it in a shabby, run-down condition.

Right now is the time to act . . . before the costs of labor and materials rise.

Simply write us. We will put you in touch with your nearest J-M dealer authorized to extend the privileges of the J-M Deferred Payment Plan.

SEND FOR FREE BOOKLET

Johns-Manville, Dept. AH-5, 22 E. 40th St., New York. Please send me your free booklet, "101 Practical Suggestions on Home Improvements," that also tells about your "\$1,000,000 to Lend" Plan. I am particularly interested in a new roof , "tile" wainscoting for kitchen or bath , J-M Rock Wool Home Insulation , Insulating Board for extra rooms .



Johns-Manville

"\$1,000,000 to Lend" Plan for your home



Name _____
Street _____
City _____ State _____

EAT SHREDDED WHEAT FOR

Breakfast



... IT KEEPS YOU GOING

till lunch!



Are you looking for easily digested, appetizing breakfasts your family won't get tired of? Do you want to give Hubby and the children something really nourishing, so they can go through the morning brim full of energy and feeling fine?

Tomorrow morning let it be healthful Shredded Wheat!

Serve these crisp, nut-brown, appetizing biscuits with milk or cream, with fruit on the side if you like. They won't need any-

thing else. There's as much nourishment in one single Shredded Wheat Biscuit as there is in a whole bowl of home-cooked hot cereal. It never lies heavy on the stomach, either!

When the children come home from school shouting and happy and healthy—when Father comes home and says, "Everything went fine today"—*you'll* know the reason.

Shredded Wheat starts the day right!

GOOD FOR YOU BECAUSE

1. Shredded Wheat brings you all the *healthful qualities* of whole wheat: bran to keep you regular and aid your digestion; mineral salts to build bone; proteins to build tissue; Vitamin B for growth and resistance to disease; carbohydrates for energy.
2. Shredded Wheat is so *nourishing* that one Shredded Wheat Biscuit gives you the same amount of nourishment as you get in a bowl of home-cooked hot cereal.
3. Shredded Wheat is *easy to digest*—never lies heavy on your stomach.

The shape of its fibers lets the digestive juices do their work in the shortest possible time. Every Shredded Wheat Biscuit has been double cooked—boiled and baked—it is ready to eat.

4. Shredded Wheat *tastes good!* It keeps its chewy crispness no matter how much you drench it with milk or cream. It mixes with things. Grand with fruit.

5. Shredded Wheat *saves trouble* and it *saves money*. Comes in handy, attractive biscuit form, ready to serve—no mess, no trouble.



Please be sure to get the package with the picture of Niagara Falls and the N. B. C. Uneda Seal.

SHREDDED WHEAT

A Product of NATIONAL BISCUIT COMPANY "Uneda Bakers"

Give them a chance!

[Continued from page 354]

child life where child development is studied—offers an interesting phase to this helpfulness of the children in the home when she says that children who are idle are greatly hampered by this very idleness and the greatest cause of fretfulness and tantrums is this lack of occupation of some sort. Active, constructive work and play are important for the proper mental, emotional, and social development of children.

It is fortunate for mothers that toy makers are coöperating more and more by building toys to meet the various needs of the individual child, and to do this they are making increasingly frequent appeals and contacts with child psychologists to understand better these needs. One has only to visit the fascinating Toy Center in New York City to sense this coöperation and to realize, too, that it is entirely the parents' fault if the children do not have suitable and educational playthings and equipment. And upon these rests much of the training for helpfulness in the home!

Planked platters to foil commotion

[Continued from page 348]

ter and one tablespoonful lemon juice and heat. Form into balls and refill the cavities and brown before serving. Garnish with hard-cooked eggs. A ground ham and mushroom sauce may be served with the onions if desired.

STUFFED APPLE SALAD

Wash apples, remove core and bake or boil until tender. Chill and fill cavity with the following filler:

Put through a food chopper:

- 6 graham crackers
- 13 dates
- 3 figs
- 1/8 cupful nuts
- 1/8 cupful raisins

Mix to a binding consistency with thick cream or tart salad dressing. Make into balls the size of the cavity of the apple center and fill the core. Chill, garnish with a mound of tart salad dressing and serve on crisp lettuce.

SPAGHETTI RING WITH CREAM DRESSING

Cook spaghetti in boiling salted water until soft. In a skillet place three tablespoonfuls butter and allow to melt. Add one onion, chopped; one cupful diced mushrooms and one pound of ground hamburger meat. Cook until onions are tender. Add one cupful of tomato soup. Mix with the

cooked spaghetti. Place mixture in a ring mould which has been lined with greased paper. Bake in oven 400° for 45 minutes. Remove from oven and permit to stand 10-15 minutes. Unmould on plank and garnish. When ready to serve, fill the center cavity with Cream Russian Dressing.

CREAM RUSSIAN DRESSING

- 1 cupful thick cream sauce
- 2 tablespoonfuls chili sauce
- 1 teaspoonful Worcestershire sauce
- 1/2 cupful stuffed olives, diced
- 1/2 cupful asparagus tips, diced
- 1/4 cupful nippy cheese

BAKED BANANAS AND CUCUMBERS

Remove skin from the bananas and peel cucumbers. Cut each in half, both lengthwise and crosswise. Put half of cucumber with half of banana and insert in a ring of lemon. Place in a baking dish with water sufficient to cover the bottom only. Bake until tender. The cucumber should be placed on the bottom as it will require a longer period to become tender. A lemon sauce may be served over the sections if desired.

LEMON SAUCE

- 1 tablespoonful butter
- 1 tablespoonful flour
- 3 tablespoonfuls lemon juice
- 1/4 cupful orange juice
- 1/2 cupful water

Melt the butter in a saucepan, add flour, and cook slightly. Add water, lemon juice, and orange juice and allow to thicken.

PARMESAN POTATO CUBES

Peel potatoes and cut in 1/2-inch cubes. Place in cold water to become crisp while the fat heats. Dry on clean cloth and deep-fat fry until golden brown. Remove from frying basket and drain. Drop cubes in a bag of grated parmesan cheese and shake well until all surfaces are covered. Serve at once. (Parmesan or any nippy cheese may be used for these cubes.)

CANDIED CARROTS IN ORANGE RINGS

- 12 whole carrots
- 4 slices 1/4" thick of small orange
- 1/4 cupful sugar
- 2 tablespoonfuls butter
- 1/4 teaspoonful salt
- 2 cupfuls water

Scrape carrots slightly and remove spots. Set sugar, salt, butter and water to simmering during the preparation of the carrots. Cut slices of orange just sufficiently around the inside edge to permit three whole carrots to be inserted. Place carrots in orange rings in the boiling syrup and cook covered until the carrots are tender. Remove the cover and allow the syrup to boil down to a richness. The orange flavor permeates the entire carrot and adds interest to the platter when served in these rings.

Salad days are here again

by Josephine Gibson



Of course, one's salad bowl is *never* relegated to the realm of unused things at any time of year. But now is the time to crown it as the potentate, the mogul and the King of Kitchendom.

It is Spring again, and therefore I am quite in order when I again remind you of the secrets of successful salads. Be sure, if you would share the laurels of the skilful salad fabricator, to start with greens extremely dry and cold and crisp.

Do not be afraid to improvise with odds and ends of vegetables and fruits. With discretion, it is possible and even easy, to contrive a masterpiece largely with refrigerator remnants.

But, after all, the kernel of success with salads is the *seasoning*, which gives that flair of flavor to be found in every salad masterpiece. And so, if you will follow, I'll reveal the seasoning secrets of famous salad geniuses.



Heinz makes vinegars with all the care and skill that famous vintners exercise in bringing forth prize vintages. Heinz cider vinegar, for instance, is pressed from apples fresh from richly nurtured trees, then aged in wooden casks for many months to make it mellow and extremely blendy.

Heinz imported olive oil is merely the first pressing of selected olives from the famous groves of Spain. That, and *simply* that.

Many an ordinary salad reaches gustatory heights with a touch of a multi-seasoned sauce like Heinz tomato ketchup, Heinz prepared mustard, or Heinz chili sauce.

Which ushers in the subject of the much discussed "Quick Feast Shelf". Do stock a "Quick Feast Shelf"—a perfect treasury from which, in merely minutes, an entire luncheon or a dinner can be conjured. But—follow on. Salad days are here again.



SPRING'S "best-seller" is a book that leads the way to meal-time triumphs. It is the already famous *Heinz Salad Book*. Recipes for party salads, luncheon salads, dinner salads, salads that men "go for", dozens of exciting salad dressings. Brand new sandwich concoctions, canapes, hors-d'oeuvres —I will gladly mail you a copy on receipt of 10 cents to cover mailing costs. Address Josephine Gibson, Department 54, Pittsburgh, Pa.

WE ACCEPT THE DUTY This page of food news is sponsored by the House of Heinz—its contribution to the cause of "good eating", and to the sweeping revival of good old-fashioned "home-made" flavors. The House of Heinz for 65 years has been dedicated to the creation of pure, wholesome foods—the 57 Varieties—ready-to-serve, and abounding in the genuine qualities and flavors which in the past involved long, tedious hours in home kitchens. The House of Heinz welcomes your suggestions for making these food news pages more useful and more interesting.



"THERE ARE TOO MANY *COLD ZONES IN OUR HOUSE"



*COLD ZONES—those drafty, chilly spots that caused so much discomfort in your house this winter.

WHEN a child stops playing... shivers... and climbs into your lap to get warm—it's time you did something about your home heating. It shouldn't need the plaintive whisper "Mummy—I'm cold!" to make you realize the danger in your home of cold zones—those chilling, spots that always were uncomfortable last winter.

No home with cold zones is really livable. It isn't healthful for your family. It isn't hospitable to your guests.

Why not get rid of these drafty, chilly spots now, before another bitter, biting winter penalizes your family's health and comfort? Forecasters predict colder winters

for the next five years. Prepare for them now, when American Radiator Heating costs so little. A small down payment installs it—with no monthly payments until Fall!

Right now—while those unpleasant, uncomfortable experiences of this crackling, biting winter are fresh in mind—find out how little it costs to enjoy cozy, spring-time warmth in your home even in the coldest weather. Mail the coupon today.

ARCOLA RADIATOR HEATING

Hot water radiator heating for 2 to 6 rooms. No cellar required. Priced, including radiators—as \$111.00 low as . . .

Plus Installation



"IDEAL" REDFLASH BOILER




Long, double flue gallery assures maximum heat with minimum fuel. Priced as low as \$108.00

Plus Installation

"IDEAL" OIL BURNING BOILER

Designed especially for use with gun or rotary type oil burner. Priced as low as \$256.00

Plus Installation



"IDEAL" MAGAZINE BOILER



Fuel placed in magazines is automatically fed to fire by gravity. Priced as low as \$224.00

Plus Installation

AMERICAN RADIATOR COMPANY
40 West 40th Street, New York, N. Y.

Please send me information on heating.....rooms.
Fuel used.....A.H. 5-34

Name.....
Street Address.....
City.....State.....



The illusion of what you want—with what you have

[Continued from page 333]

wall. In many such bedrooms of this type the ceiling is papered with the wall design. I wouldn't advise a lattice on the ceiling, but little polka dot patterns, scattered nosegays, or single flowers on a light background, are charming and, since there is no break in the wall pattern it is hard to realize just where walls stop and ceiling begins. Stripes, or striped effects in more informal designs always raise the ceiling line, light colors give space, and open backgrounds, especially if the pattern is drawn in several planes.

Then there is interest in the little insignificant room that can't hold furniture, that is too broken up with windows and doors for any unity, and yet is seen from practically every important room. I'm thinking of some of these small entrance halls, or the tiny sewing or reading room at the top of the stairs. If you dare to pick out a really striking wallpaper for such a room and let it carry practically all the burden of decoration, it will immediately give the room unity and character. In this case don't try to get light open background for your pattern, for there are too many openings. We are using the wall space that remains for accent, and the paper should be well covered with pattern, and the colors bold. The repeat of the design should be about eight inches deep at the most, but it must have real interest both in color and drawing.

Another place where wallpaper may be used as an accent is in an alcove, or used in a single panel with a plain wall. Many people think any paper they choose must work out over the entire wall space. I've seen most effective

rooms where three walls were papered with a strong Colonial design and one was completely pine paneled. Again an alcove in a room may become the most effective part of it if you put rather a bold pattern on it alone, and paper the rest of the room with plain paper the color of the background. A panel of lovely contrasting color behind the beds, edged with an interesting paper border, will make a decorative point of interest. The rest of the bedroom should be papered in a plain color.

Wallpaper borders are excellent outlines for your room picture. A lovely window opening outlined with a gay border becomes much more effective. A border used around the baseboard and window casings of a room may also serve as a decoration for built-in bookcases, or chests, making them seem like a more permanent fixture. Wide borders are being used a great deal now, especially those simulating draped material, or cords and tassels.

Many times an apparent architectural difficulty may be changed into the high point of the room through the kind influence of that Fairy Godmother, wallpaper. And I believe there is much more fun living in the unusual room, over which you have struggled and finally succeeded, than in the uninteresting four square walls that, through their very perfection, become rather monotonous.

Delightfully Victorian is the paper at the extreme right. (W. H. S. Lloyd & Co.) Center: The bold floral pattern on the pale green background has climbing lines that will add height to the walls. (Thomas Strahan)



There is a sense of humor in the nicely spaced design at the left. (Richard Thibaut & Co.)

Smooth

**AS A TABLE TOP . . . YET
SOFT AS AN AIR CUSHION**



Could you see any advantages—for utility or convenience—in a table cover, blanket or pillow studded with bunched, cord-made tufts? No. Same way with mattresses. For want of a better method, tufting has long been used in mattress manufacture to keep the "insides" from shifting about.

The Perfect Sleeper, under a revolutionary, exclusive and patented type of construction, brings to you the first and only practical mattress surface that hasn't a dent, crease or ripple. A ticking that can't become loose, flabby or prematurely worn through by cords and knots. A shape-holding sleeping cushion that dresses more smartly, can be kept cleaner and more sanitary, is longer-lasting and more evenly soft than any other spring-filled mattress of which you have ever heard!

An inner layer of white Javanese sisal, securely quilted to a strong spring casing, replaces the old-fashioned tufting. The outer padding of deep, fluffy cotton clings to the sisal's thousands of tiny "fingers"—can't creep. The hundreds of resilient, electrically tempered springs are unrestrained—free-acting. Firmly anchored, they can't lean, overlap or work through. . . . The longer you use your Perfect Sleeper the more comfortable it becomes.

See this twentieth-century mattress marvel—particularly the interior-construction model—at your department, furniture or house-furnishings store. Beautiful new damask pattern and colors. \$39.50 (on Pacific Coast, \$42.50). Sleeper Products, Inc., Daily News Building, Chicago, U. S. A. Factories in thirty cities.

A SLEEPER PRODUCT

PERFECT



SLEEPER

Other genuine Sleeper mattresses include: Good Night • Restal-Knight • Dream Mat • Wonder Mat. Prices to fit every purse. As low as \$19.75.

MATTRESS

NO TUFTS...

No bunched-up padding. No tick-tearing cords. No dust-catching grooves.



No "hills and valleys." No sagging edges. No jumbled springs or inner friction.



But a revolutionary new-type spring-filled mattress that holds its shape. Stays cleaner. Wears longer. Supports your weight evenly—molds itself smoothly to every curve of your body like a fashioned glove!



Perfect Sleeper is made and guaranteed only by these reputable regional manufacturers licensed under three basic patent rights:

EAST

BOSTON, MASS. (East Cambridge), Enterprise-Moakler Co., 155 Second Street.
BUFFALO, N. Y., HandCraft Bedding Corp., 800 Prospect Avenue.
HARRISBURG, PA., Capital Bedding Co., 14th and Howard Streets.
LANCASTER, PA., Herr Manufacturing Co., 118 S. Christian Street.
NEW YORK, N. Y., Arnold W. Becker and Co., Inc., 780 E. 138th Street.
PHILADELPHIA, PA., HonorBilt Products, Inc., 127 Catharine Street.
PORTLAND, ME., Enterprise Mattress Co., Inc., 45 Cross Street.

CENTRAL

CHICAGO, ILL., Schultz & Hirsch Co., 1300 W. Fulton Street.
CINCINNATI, OHIO, Adam Wuest, Inc., 514 E. Pearl Street.
DENVER, COLORADO, Colorado Bedding Co., Mississippi and S. Sherman Streets.
DETROIT, MICH., Gordon-Chapman Company, 3976 "C" Street.
INDIANAPOLIS, IND., The J. C. Hirschman Company, 1201 E. Maryland Street.
LOUISVILLE, KY., Kentucky Sanitary Bedding Co., Inc., 147 North 4th Street.
MILWAUKEE, WIS., Marquardt Company, 3020 W. Clarke Street.
OMAHA, NEB., I. G. Doup Co., 1301 Nicholas Street.
ST. LOUIS, MO., National-Rose Spring and Mattress Co., 322 S. First Street.
TOPEKA, KAN., McEntire Brothers.

SOUTH

ALEXANDRIA, LA., Alexandria Bedding Company, Maple and Tenth Ave., South.
BIRMINGHAM, ALA., Lehman-Brothers Spring Bed Co., Inc., 528 North 7th Street.
CHATTANOOGA, TENN., Chattanooga Mattress Co., 426 Chestnut Street.
JACKSONVILLE, FLORIDA, Florida Spring Bed Mfg. Co., Beaver and Georgia Streets.
MEMPHIS, TENN., National-Rose Spring and Mattress Co., 767 Kentucky Street.
NASHVILLE, TENN., Jamison Mattress Company, 810 Eighth Ave., North.
NEW ORLEANS, LA., Southern Mattress Company, 1101 Annunciation Street.

WEST

LOS ANGELES, CALIF., Sleeper Products Company, 1856 West 60th Street.
PHOENIX, ARIZ., Ingraham Mattress & Mfg. Co., Inc., 6th and Grant Streets.
PORTLAND, ORE., Pettit Feather & Bedding Co., 2337 N. W. York Street.
SALT LAKE CITY, UTAH, Salt Lake Mattress & Mfg. Co., 535 West Broadway.
SAN FRANCISCO, CALIF., Simon Mattress Manufacturing Co., 1777 Yosemite Avenue.
SEATTLE, WASH., Washington Furniture Manufacturing Co., 1964 Fourth Avenue.



Smart, courteous and yet friendly service . . . real hospitality.

This is the way . . . three-fold economy! You save first by 8 days of luxurious, generously served ocean travel that cost in First Class only \$147 up, Cabin \$139 up, Tourist \$107 up.

You save on land travel, too . . . Anchor Line starts you at the top, places all the wonders of the British Isles before you on a one-way, time-saving itinerary that leads directly to London and the Continent. You land in northern Ireland or at Glasgow, where the Firth of Clyde gives you the most beautiful entrance to Great Britain.



Period lounges that are a fitting frame to brilliant social gatherings . . . yet have many cozy corners for your quiet hours with a book.

AND TRAVEL IN BRITAIN SAVES YOU STILL MORE!

Your dollar stands practically at par. Living and transportation, cheap ever since the war, have been even further reduced. 50% off on railway fares. Hotel rates down, too. Make this your vacation . . . Anchor Line to Great Britain and thence to the Continent, if you wish.



Modernity without stiffness, luxury with good taste...these staterooms are the pride of the Line.

13-DAY SUMMER CRUISES Canadian North Capes and Bermuda

By Anchor Liners from New York and Boston every Saturday and Sunday in the summer . . . St. Lawrence and Saguenay Rivers, Capes Trinity and Eternity, Quebec, Murray Bay . . . plus two days in Bermuda!

First Class Rate \$115 up
Auspices of
THE NATIONAL TOURS
561 Fifth Ave., New York

Send for details regarding low European travel costs in 1934 to your Local Agent or 25 Broadway, New York.

ANCHOR LINE

FIRST CLASS • CABIN • TOURIST

Homemaking around the globe

[Continued from page 331]

babushka who looked a bit cleaner and more prepossessing than the others, and after several trials, were able to make her understand that we wanted *molokuo* (milk). She invited us into her house, which we entered in the usual way, through the stables. This manner of approach to a Russian dwelling serves its purpose, for if you survive the odors that assail you in the stable, you are certain of being able to breathe when you enter the house, as each house has its own unique set of smells.

This house had two rooms, one bare and sparsely furnished, to be used only in the summertime, and the second graced by a motley assortment of furnishings and the stove. A Russian peasant's stove is the most important feature of the house, for it is not only used in preparing the food, but as a furnace and bed as well. They are made of brick, and built into one side of the wall, with flat, recessed tops, about the size of a six-foot cube. They have only an oven for cooking purposes, and the tops are used as a bed in cold weather. In winter all the family sleeps in the warm room, several on top of the stove, several on one small cot, the rest on the floor. In addition to the cot, this room had three weak-looking wooden chairs, a rickety table, upon which was the brass samovar, and the usual row of shelves across one corner, where the ikons are placed for worship. The few articles of clothing not in use by the family were hung on hooks on the wall, while a small chest in the "cold" room readily accommodated all the excess supply.

This is the typical peasant's home, and they love them as fondly as we do our finest mansions. I once asked an old peasant woman friend if she would like to go back to America with me. Her face lighted up, and then settled back into its usual look of calm resignation, as she shook her head and said: "Spasibo, that would be lovely, but no, I could not leave my house and my cow."

Of sanitary facilities they know nothing, and of course have no running water. They get their drinking water from the village well, and the rest of their supply from a man who drives about the village with a barrel of water on his wagon. If they are fortunate enough, they have a small bath house in the rear yard for bathing purposes. These little square huts, fitted with a small brick oven, are heated up, and open

pans of water placed on the stove. They bathe in the resultant steam, beating their bodies all over with a switch made of birch twigs. Soap is scarce, and must be conserved. In the summer they go to the Volga or Oka rivers to bathe. For the old Russian, it is not a case of getting exercise or pleasure, but of getting clean. This is just one of the many things that the enlightened youth of Russia is changing.

We lived about six miles from the cities of Kanavanaugh, and Nijni Novgorod, situated somewhat like Minneapolis and St. Paul on the opposite banks of the Oka River, at its mouth where it flows into the Volga River. Because the country around us was being developed as an industrial section, the villages were undisturbed and curiously the same as they had been for generations. In southern Russia, with the collectivization of the small peasant farms into larger model areas, this is not true, but we were fortunate enough to see these villages as yet untouched by the changes going on about them.

Our own quarters at the Auto Plant were really very satisfactory. Our firm had specified that we should have new houses and apartments, for too many Americans had moved into rooms previously used by the Russians, to find that they had left lively mementos of their occupancy behind them. If anything, we had too much room to be made really cozy, for the Government furnished them for us, and since furniture is also scarce, we were limited merely to the necessities.

They built a combination clubhouse and dormitory for the men in our group who were without their wives, and this building provided social rooms where our whole group could gather. There were five five-room cottages, and one apartment building with four apartments in it. My husband and I occupied one of these apartments. We had a large living room, with an open fireplace. Now, in northern Russia, fireplaces are very rare. Only in the Czar's palaces, and in a few hotels did we see any. They were specified in our plans, but the results were strange and wonderful. It took months for our own engineers to persuade them to draw, and in the interim the outside became completely blackened with smoke, and we all went around with weeping eyes. The Russians had done their best, but a good fireplace is hard to fashion.

Opening off the living room, which we used as a dining room also, was a sun parlor, which we turned into a study. There was a large bedroom, bathroom, and kitchen, and we had plenty of room. These quarters always seemed very luxurious to the

Russians, and they never tired of inventing pretexts to come inside and look us over. We had our furniture inventoried many times, and every bit of wiring and plumbing in the place measured minutely over and over again, by Russians whose quick eyes missed few details in our living.

Our furniture was of the simple, sturdy variety, found all over Russia at the present time. They have a stock pattern in furniture, silverware, china, etc., so that when we were in hotels in Lenin-grad, Moscow, Odessa, or Kasan, we found ourselves eating with the same knives and forks, off the same dishes, and sleeping in the same beds that we had "at home." Of course in hotels these new furnishings were mixed in with much left-over furniture from the old régime, but always we found some of "our" furniture. We managed to pick up a few different odds and ends in the peasant markets, so that with an Oriental rug or two, some pictures, and curtains and pillows brought back from Germany on my first trip "out," we were finally very homelike and comfortable, although not exactly luxurious.

The foundations of our houses were not laid deep enough, so that when the ground settled after the first thaw—and a thaw is a thaw in a country where the earth freezes



The "old lady" of Manasterka, seventy-six years old, and the author. Notice the felt boots

to a depth of six feet—our houses settled down with it, and the doors and walls met at odd angles. There was at least six inches difference in the level of my kitchen floor from one side to the other, and we always had difficulty in closing the doors. Opening from our living room into the hallway of our apartment house was a double door, and when the frame sagged it was impossible to

close this. We finally got a carpenter, and he found that he must put in one entirely new door. This was all right, but the one he put in was unpainted. Our woodwork was painted with only one coat of white paint, but one coat is better than none, and it looked very queer to see one half of our double door white, and the other in natural wood. We talked and we talked, and were always told that it would be painted *Zaftra*, or *Postlezaftra*—tomorrow or the day after—and of course tomorrow never came. When we returned to the United States, a year later, the door was still in its unadorned state.

One of the most typical and most amusing experiences that we had was with the hot water. When we first arrived the central heating plant for our group of buildings had not been completed, so while we had running cold water, there was no hot water. They had installed in each kitchen a wood-burning water heater, however, and since we used wood in our cook stove, it was no great hardship to keep the fire going under the water heater. The first day there I told the maid to get some hot water. She stoked the heater for an hour or so, but with no results. The next day she fed it wood for several hours, and the heater got beautifully hot, but no hot water came out of the faucets in our bathroom. We gave up, and resorted to heating our water on the top of the stove. Weeks later, when we finally got a plumber to come and investigate, he found that the only thing wrong was that the pipes from our heater were attached to the apartment upstairs, so they had been getting our hot water.

Our manner of living was of continual interest to the Russians. They could not tell why anyone would want so much space, and all of our modern electrical equipment seemed very wonderful to them. We felt that our conveniences were few, and were glad to have sturdy Russian girls to do the hardest work for us; feed the hungry wood-burning stoves and fireplaces, wash up the floors that got so dirty every day, since there were no paved roads or sidewalks outside. When, in one shipment of supplies that came from the U. S., I managed to get some wax for the linoleum floors, an oil mop, some good soap, soap flakes, scouring powder, etc., Edviga, my maid, assured me that all she had to do was sit down, and the work just did itself. Yet in the winter time she melted snow, and in the summer time carried soft water a mile from the river so that she would not have to wash clothes in the tap water, which, being full of iron, was a deep orange in color—this and other difficult

The Finest REFRIGERATORS General Electric ever built!



A NEW style sensation in refrigerators has been created by General Electric. Long recognized the leaders in performance, General Electric refrigerators now capture the admiration of every housewife who appreciates smart styling and modern design. Brilliantly beautiful in their faultless simplicity of line, these new G-E models are the aristocrats of refrigerators . . . both in appearance and mechanism.

Be sure you see the new 1934 G-E de luxe models before you select a refrigerator for your kitchen. They are now on display at your G-E dealer's. Note the new refinements new improvements, and the many features only a G-E gives you.

Look at both types: (1) The Monitor Top and its famous sealed-in-steel, attention-free mechanism. It has made refrigeration history with an unparalleled record for dependable, trouble-free performance at low cost. And, (2) the G-E flat-top with its smart styling, convenience features and performance capacity found in no other popular priced refrigerator.

In the completeness of the General Electric line you will find a style, size and price to exactly meet your requirements. For your nearest dealer see "Refrigeration Electric" in classified pages of your telephone book. General Electric Specialty Appliance Sales Dept., Sec. F-5, Nela Park, Cleveland, O.

- Quiet in operation—you can scarcely hear it.
- Uses less current. Full refrigerating capacity for even unusual demands.
- Sturdy All-Steel Cabinets with glistening white enamel exterior, or gleaming porcelain both inside and out.
- Sliding shelves, adjustable in height, giving more conveniently usable storage space.
- Stainless steel freezing chamber, cannot chip or rust, freezes more ice faster.
- Convenient temperature control for fast or slow freezing, refrigeration uninterrupted when defrosting.
- Automatic interior lighting illuminates entire interior when door opens.
- Auxiliary foot-pedal door opener.
- New modern hardware.
- Deluxe Monitor Top models completely equipped with covered glass food containers, chiller tray, vegetable pan, etc.

GENERAL  ELECTRIC
ALL-STEEL REFRIGERATOR

Fill in the Coupon below for a

SANITARY KARO Pouring Spout (FREE)

Practical · Convenient

This pouring spout converts the Karo can into a handy, sanitary syrup "pitcher" . . . and protects the syrup against moisture and dust particles. The protective cap fits neatly over the spout. Send your name and address and a label from a 1½ or 3 lb. can of Karo, using the coupon printed below. One of these new Pouring Spouts will be mailed to you postpaid.

Karo Syrups are essentially Dextrins, Maltose and Dextrose, with a small percentage of Sucrose added for flavor—all recommended for ease of digestion and energy value.

The 'Accepted' Seal denotes that Karo and advertisements for it are acceptable to the Committee on Foods of the American Medical Association.



Karo Syrup ONLY affords the use of this Free Pouring Spout, converting the can into a practical syrup pitcher

FREE CAP & SPOUT

CORN PRODUCTS REFINING CO.
Dept. 13, P. O. Box 5, Argo, Illinois

Enclosed is label from 1½ lb. or 3 lb. Karo can. Please send me pouring spout and cap.

Name

Address

City

State

Homemaking around the globe

[Continued from page 363]

things she did uncomplainingly day in and day out. I used to wonder what she would do and say if she could see our vacuum sweepers, washing machines, gas and electric cooking stoves, not to mention all of the less common devices we have to save us a little work.

School teachers used to bring their children in to see how the *Americanskis* lived. They would look around with wide eyes, while the teacher tried to point out to them the ways in which we had made our home more attractive, cleaner, healthier. They would look in corners, under the beds, or run a finger across a table top to see how very clean we kept the house, while we would look on, afraid that it might prove less spotless than the teacher was confident it would be. The educated Russians realize that they, as a people, are very dirty, and that much must be done by popular education before they will be living on any highly cultured basis.

We did our own cooking, as the average of present-day Russian cooking is very low. The modern Russian has no time, and no ma-

terials to waste on fancy cooking, and their simple diet is such that we could not stomach it. Most of them live on soup, black bread, dried fish, and a bowl of *kasba*—a sort of cooked cereal. Very few fresh fruits or vegetables are obtainable even in the summer time where we were, so we lived largely from cans shipped in from the U. S. If you want luxuries, you may have caviar of an inferior grade, since the best is exported, pickled mushrooms and a glass of milk, or a hard boiled egg. In the hotels of course the diet is more extensive, but where is the excellent cuisine and the variety of unusual dishes which bring crowds to the Russian restaurants in Europe and this country? I looked and sighed in vain for some Russian dressing, or even some lettuce upon which I could imagine it.

They like their limited diet, and seem to get along fairly well on it, although the Government is trying to educate them to make use of the varieties of foods which they hope to have in the not too distant future. My little maid was never happier than when I would get her some dill pickles, lots of bread, and above all, some nice brittle, dried fish. Then she would throw her arms about my neck in ecstasy, and retire to the back porch, where I banished her until the tearing and gnawing was

over. My Anglo-Saxon sensibilities were never quite equal to seeing a whole fish torn to shreds—a fact which never failed to amuse Edviga.

Most of you have heard of Russian *Bortch*, their most famous soup. This is made chiefly of beets, but often has other vegetables in it, cabbage—the Russian standby—and occasionally a piece of tough beef, but always vinegar and sour cream, or *shmetana*, as they call it. This exceedingly sour delicacy sends shivers of enjoyment down any good Russian's spine, but failed to thrill me. There must be some delicate flavoring, some hidden secret to the *Bortch* that is found in Russian restaurants outside of Russia that makes it tasty and interesting to us, some secret that the fleeing nobility took away with them to use as a basis of their business careers in this country and Europe. None of the Soviet cooks that I met retained this secret.

One of the most* interesting things that fell to our lot, as housekeepers, was the marketing. We had our own Government store, where we could buy unlimited quantities of anything that they had, which was an unusual privilege, but their supply of interesting foods was usually limited. Occasionally we would get some prunes, or nuts, and on one never-to-be-forgotten day a shipment of several crates of oranges arrived, coming up the Volga River from Turkey. While they lasted we cheerfully paid the price of about fifty cents (one rouble) for an orange, and ate them in every conceivable manner, carefully saving all the peel and making it into candied orange peel. That was our only citrus fruit in eighteen months, however, and the memory stays green. The store never had fresh fruits, and never any vegetables except cabbage, potatoes, carrots, and tough beets. These were kept in root cellars during the winter, and frequently would be shrivelled and frozen when we got them. In the summer these same cellars kept the food from spoiling, as they had no other refrigeration system. One of our own men designed and built by hand some ice boxes for us, and during the first winter we had an ice-house dug, and the four-foot thick ice cut and hauled for our use the next summer.

The meat was one of our chief sources of conversation, for with the very limited variety, we had to think of many new ways to prepare it. Usually there was rather tough beef, and occasionally we were fortunate enough to have lamb or pork. Once in a long time there would be chickens in the store, but they had usually lived long enough to serve any useful-

Famous for Pewter

THE DESIGNS are faithful reproductions of early American masterpieces; the metal is made strictly according to an old English formula which contains no lead. Each piece is weighty, substantial. Its soft, glowing lustre gives it high decorative value; the fact that it is untarnishable makes it practical for daily use.

Insist on genuine Pewter by Poole when you buy at jewelry, gift shops and department stores. Each piece is stamped with the Poole trade mark for your identification.

Write for gift suggestions.
POOLE SILVER CO.
TAUNTON MASS.

**PEWTER
BY POOLE**

ness on this earth before they were forcibly transported to another existence. One day the butcher said they would be having some nice, young chickens. "Will they be really young, this time?" I inquired, a bit skeptically. "Oh, yes," he replied. "They couldn't be more than four years old."


We were forced to get to the store early in the mornings to supervise the butchering. I learned much about how best to cut up various animals, studying the section of one of my cook books that told how it should be done. The Russian form is to take an axe, and hack the carcass into chunks, which are all sold at the same pound price, whether they are all meat, or mostly bone. This makes little difference to the average Russian, for they use their meat either in soup, or ground up into meat balls. It did mean a lot to us, however, and by dint of much insistence and labor, we succeeded in getting legs of lamb, instead of a mere hunk, and even a pork rib roast, if we were lucky. But we were never able to introduce more than one tool to the butchers; an axe was their weapon, and they would use no other, even in the delicate process of cutting chops. Buying meat in the winter was an experience in itself. With the thermom-

eter at twenty and thirty below zero, the meat was always frozen.

To supplement the store, we would travel into the towns of Kanavanaugh and Nijni Novgorod, and visit the peasant markets, where the farmers would bring in their produce to sell. This, of course, constitutes private commerce, and that is against the law, but very little was ever done to prevent them, and the markets were held in different sections of the towns, on regular days of the week. Here we could occasionally find some delicacy that was unobtainable in any other place, and usually the vegetables were fresher than in the Government store, where, due to the complicated system of distribution they might have traveled many hundreds of miles to reach us. In the summer in these markets we could get fresh cucumbers—and the Russian cucumber is a sweet, tender relative of the one we know. They eat them as you would an apple, skin and all, and while we usually peeled ours, we often ate them whole, and enjoyed them greatly. For the short summer season of about two months, we could also obtain melons and berries, and these fruits were a godsend to us. The strawberries, both wild and cultivated, though expensive, were well worth the price, and there were also raspberries and watermelons. We could get squash and wonderful tomatoes, and for two months we would forget our cans, and really eat once more.

The most thrilling part, however, was the actual buying. The peasants would sell from their wagons, or spread things out in front of them on the ground. With crowds pressing around you, you would try to get what you wanted at about half what the owner was asking for it. When they saw the Americans the price usually shot up by leaps and bounds, and I became quite expert at dickering, pretending indifference, and then finally pouncing upon some delicacy, when the price came within reach.

There isn't time to tell more of the many phases of living in Russia; life in the crowded larger cities; the model housing projects that hold a picture of life as the Soviets plan it for the future, one of which was built by our men in connection with the Auto Plant; all the new and exciting things that are going on in this most exciting country. I have tried to show you a little of two phases of the life there; that of the peasants, and of the Americans working in the country, both interesting and typical in their own way. I have no great desire to return there to live, but I would not take a small fortune for the experience I had.



SHE: Beautiful, isn't it?
HE: Wonderful! And great to have painters out of the way in one day!

They've learned the miracle of Wallhide One-day Painting

New Vitolized Oil Paint ends messy days of waiting for ordinary paints to dry

NOW no woman—or man—need endure long-drawn-out painting disorder! *Wallhide One-day Painting is here . . .* and what a relief thousands find it! Imagine! . . . your room painted and settled—curtains and pictures back in place between breakfast and dinner time! That's what Wallhide now makes possible. One-day Painting even with two coats, though one coat is all that's generally needed.

Vitolized Oil in this paint makes it different. It prevents chipping, cracking and peeling. Yet it costs no more to use Wallhide than ordinary oil paints.

Your dealer will show you Wallhide both in the popular "flat" satin finish for walls and ceilings and in semi-gloss for bathrooms and kitchens. You choose from 15 of the most distinctive petal-like colors you've ever seen.

To bring One-day Painting to furniture and woodwork, ask about

Waterspar Quick-drying Enamel. One coat dries in only 4 hours. Waterspar comes in 18 rich colors, especially created to harmonize with Wallhide. For name of nearest dealer look in your new Classified Telephone Directory under "Paints." Mail coupon today for the two remarkable free Color Guides.

FREE!
Color Guides

INTERIOR DECORATORS COLOR RULE and new, beautifully illustrated BOOKLET: "How to Work Wonders with Color in Your Home." Gives artistic decorating suggestions and shows new color combinations by Elizabeth Parker, New York interior decorator. Simply mail this coupon to: Pittsburgh Plate Glass Company, Paint and Varnish Division, Dept. 94, Milwaukee, Wis.

Name _____
Address _____
City _____ State _____

PITTSBURGH PLATE GLASS COMPANY
Paint and Varnish Division—Milwaukee, Wis.

Polished Plate Glass, Duplate Safety Glass, Pennvernon Window Glass, Tapestry Glass, Mirrors, Ornamental Glass, Carrara Structural Glass, Cement, Calcium Chloride, Soda Ash, Caustic Soda, Fertilizer, Red Wing Linseed Oil, Corona Insecticides, Dry Colors, Sundries, Gold Stripe Brushes. Interior and Exterior Paints and Varnishes. © P. P. G. Co., 1934

POLISH AS YOU DUST

This EASY NEW WAY

A wonderful paper that dusts, cleans and polishes all in one operation. Grabs the dirt and holds it. Leaves a rich luster. No germ-laden dust rag—throw away after using.

For all fine furniture and woodwork. Sold by leading general and department stores. Write Dept. HA for free sample of KVP Dusting Paper.

KALAMAZOO VEGETABLE PARCHMENT CO.
PARCHMENT (Kalamazoo County) MICHIGAN

DUSTING PAPER

Every family should have one of these GIBBS Cake Pedestals—to make birthdays and every other family celebration a real gala occasion. Glorify the cake while the family cheers.

Made of wood, 16 in. diameter, beautifully finished in old ivory, with two rows of holes around the edge, for medium-size candles—enough for any age.

If your gift or tableware dealer does not have Gibbs Cake Pedestals, one will be sent post-paid on receipt of \$1.50, stamps or money order. GIBBS MFG. CO. (Dept. A) Canton, Ohio

SYMBOL OF JOYOUS EVENTS



KEEP LAMP & RADIO WIRES OFF FLOOR
NEW EASY WAY
A neat job instantly. No damage to woodwork. No tools needed. Set of eight colored clips to match your cords. 10c.
JUSTRITE PUSH-CLIP
Fits Back of Moulding
If your 10c store or hardware dealer cannot supply you, mail stamps to us.
JUSTRITE MFG. CO., 2072 Southport Ave., Chicago, Ill.



■ When the sun warms the air, when the birds start singing and the buds begin to swell — that's the time to go bicycling.

Ride with your friends. Some of them own bicycles now—and all the others want them. Organize a bicycle club—plan regular days for happy healthful jaunts.

Have real fun—get that rosy glow in your cheeks—wash out the lungs with pure air—re-discover forgotten muscles. Join the happy crowd that's 'cycling everywhere. There's a bicycle store near you.



"It's fun TO KEEP FIT ON A BICYCLE"

Pennies will paint your summer home

[Continued from page 337]

strokes wherever this has accidentally occurred.

I would only suggest this method to a person familiar with the use of color and its application. If done by an artist it can have a delightful effect, but can also have quite the opposite result and look only blotchy and amateurish.

Three packages (five pounds each) of calamine mixed according to directions on the box will cover the walls and ceiling of a room 10' x 8' for the first and approved method at a cost of one dollar and fifty cents. Two packages will do for the second method since less paint is needed when not covering the walls in the perfectly solid one color effect of the first method. Handle your mixture and brush as I describe and there will be the minimum of messiness to your job, and because this paint is quite thin and drippy it is important to note this. Dip your brush generously in the calamine, then tip it back allowing the mixture to ooze down into the bristles. Very little paint will spill from the brush if carried from the pail to the wall in this way.

Some of the walls may not be suitable for calamine, such as those made of cheap wood boards left unplastered, often found in camp construction. If they are new and clean, they may form a nice background, interesting in itself, without paint, especially if you are keeping a very rustic motif in your decoration. However if the boards are old, discolored, or if they are already painted a color unsympathetic to your eye, then repainting is the best solution.

You have the choice of two procedures in buying paint for this work. A good inexpensive mixed paint, provided you can get it in exactly the color you want is the more economical and the quicker. If you are one who has a particular color in mind, which you can't find on the color card, don't compromise by giving it up and picking another color—mix the paint—and get your especial color. If you happen to know something about colors—their use and how to mix them—you won't need any rules or suggestions. If you don't—but are of an adventuresome and not too shy a nature to go into a huddle with the paint store clerk on the subject—you will have lots of fun mixing the colors yourself and at a cost approximating the ready mixed paint.

You already have the measure-

"61" Quick Drying

FLOOR VARNISH

When you use "61" Quick Drying Floor Varnish you have carefree floors — NO POLISHING. They require no attention for years, other than ordinary cleaning. Floor drudgery is over! "61" is NOT SLIPPERY.

On furniture and woodwork it lasts even longer. Renews and protects linoleum. It is heelproof, marproof and waterproof. Dries in 4 hours. "61" is sold in Clear Gloss, Satin Finish, Dull Finish and four woodstain colors at paint and hardware stores.

Pratt & Lambert Inc., Buffalo, N. Y.

HEELPROOF
MARPROOF
WATERPROOF

PRATT & LAMBERT VARNISH PRODUCTS

Tudor MAILTAINER with THERMOMETER



Antique Brass,
Old Iron,
Crackle Green,
Crackle Brown,
FINISH

THIS popular Tudor design mail box, with its rugged construction is now made more useful by the addition of a built-in thermometer. This box is made especially for the better homes that demand quiet good taste, quality construction, generous letter room and magazine space. Thermometer is accurate and will prove a convenience as part of your letter box. Send for one of these useful distinctive front door ornaments.

\$4.50 POSTPAID if not found at your Dealer's. Be sure to state Finish wanted.

PATENT NOVELTY CO.
Fulton Illinois

Cosmetic Formulas

Save Money - Make Your Own Cosmetics. You and your friends will enjoy making your own cosmetics from secret formulas. Materials are inexpensive. Formulas and complete instructions tell how to mix cleansing cream, tissue cream, muscle oil, clinging face powder, beautifier for hands and arms, skin freshener, astringent, acne cream, complexion clay. Only \$1.00 postpaid for complete instructions and formulas.

9 **\$1.00**

Formula Laboratories Dept. 8 P.O. Box 2034 WICHITA, KANSAS

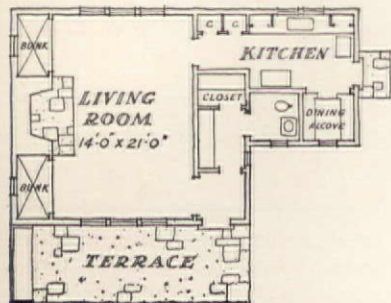
ments of the room which will be the first guide to the amount of flat, eggshell, or gloss white you will need as the base for the color. Also decide whether you will need one or two coats of paint. This will be determined by the condition of the wood or previous paint which you are to cover. If it is new, unpainted wood, you will first have to use a paint filler. Otherwise your paint will be absorbed at once. Since it is my aim to save you money on this summer redecorating, I am going to make a suggestion which may sound a bit careless to the perfectionist and the professional decorator.

In this particular problem, it seems to me that there are *kinds* of perfection, depending upon the circumstance. Thus, if with one coat of fresh paint you can achieve a bright, clean effect, but not quite the suave perfection which your home in town demands, then the summer place is the ideal spot to exercise that economy. Put on one coat of the *grandest* color you can think of for that place and room—and if the color is *that* good—the tiny imperfections in the finish will be imperceptible. The whole of nature is with you, you must remember, when you do this little house in your favorite lounging spot in the country, and is justification in itself for any permissible lack of human perfection which is exacted with man-made beauty in the city.

The color to be added to the white base is oil color and comes in tubes or cans and the medium for mixture or thinning is turpentine. It would be totally impossible to run the gamut of the many colors for each individual case, and here is where the paint salesman will help you again. When you think the color in the can looks about right take a brushful and try several brush strokes in an inconspicuous place. Keep on trying until you are sure it is the color you want before you start the room itself. With oil paint the color will dry approximately the same as it is applied, a bit darker if anything. A flat paint dries without any gloss whatever; an eggshell goes on glossy and dries into a soft dull finish and a glossy paint goes on and remains with a shiny surface. Gloss or eggshell should be used wherever a surface is exposed to water or dampness so that it will wipe off easily.

The size of the brush depends entirely upon the amount of surface to be covered. To wit: if it is a small kitchen a brush about four inches wide will cover quickly. If an average-sized room, you will need one about six inches wide. Don't try to paint a room with a tiny ten-cent brush as big as a toothpick.

I want to go back a few steps, so don't put away your brushes for good yet. You probably haven't, for I know how this painting thing "gets you" once started. It can be very disastrous if carried to extremes. Too much paint and painted things can be worse than none at all. Discretion is certainly the greater part of good taste. In other words, don't paint everything in sight, just because you have some paint left over. Yes, use up your paint on the shelves, the furniture, or the cat's tail, just so long as you don't commit the unpardonable sin in the art of amateur painting and cover *everything* with new and shining paint.



CONSTRUCTION DETAILS OF CAMP SHOWN ON PAGE 337

The camp is of simple frame construction with slab boarding used for the exterior walls, and wooden shingles for the roof. Batten doors and shutters are used, and the chimney and terrace are built of local stone which is also used for the foundation piers. There is, of course, no cellar.

The interior floors are of pine and the walls and partitions may be left with no finish. It is suggested, however, that the living room be sheathed in vertical pine boards of varying widths and that a composition board be used between the rafters in this room. Linoleum may be used for the floors in the kitchen and lavatory. It is unnecessary to paint

or stain the interior of the camp, as the natural color of the wood is pleasing and makes for simplicity in a small building of this size. The exterior walls are stained a light weathered brown, and the roof shingles left to weather, or stained a darker tone of the same color. The doors and shutters are painted a gray-blue and the sash white. The settle at the end of the terrace is the same color as the shutters.

The building contains approximately 7,612 cubic feet above the ground, and I would say could be built for around \$1,500, depending on the locality and on how elaborately the interior is finished.

Neutral colors are safe and blameless


[Continued from page 320]

the lemon yellow of the chintz. It should be remarked by way of warning that there are few painters who can or will mix this color correctly, without supervision, even when given a sample to match. No umber or yellow ochre must go into it, on any condition. And all painters seem to want to put umber and yellow ochre into every pot of paint they mix. I don't know why. They are good colors in their places, but they will only muddy such a tone as this, the aim of which is to emulate the daffodil. It is made with plenty of pure chrome yellow, white, and a dash of Prussian blue—only a dash of course, but enough to cool and green the tone slightly, and keep it off the crude egg yolk and dandelion tones. One must just stand by and watch until it is right, and encourage oneself not to be afraid of getting it too strong. It looks dangerous at first but not when the walls are finally covered with it and the furniture arranged against it. Artificial light has a tendency to pale it considerably.

One reason for painting walls, woodwork, and ceiling alike is that it breaks up a room less to do so, makes a small room look larger, and gently slurs over bad proportions in door and window spacing and paneling.

Next, two book niches and the cornice were painted the strawberry rose of the flowers in the chintz. This took courage, but the end decidedly justified the means. The curtains themselves were edged in a plain pleated chintz, in the same shade, and lemon yellow organdy was selected for glass curtains. I had had the color of the carpet in mind when I selected the chintz; it matched exactly the gray-green in its pattern.

A setting keyed as vivaciously as this one is generally more suc-



★ with all the haunting beauty of rare old "Camphor Glass"

Here is another important "revival"... Silver Mist... Fostoria's latest triumph in glass-making technique. Here is glassware almost too beautiful to describe... glassware you might have looked for in the prized collection of a connoisseur, but which you would certainly not have expected to find in today's stores, priced well within your reach.

When you see it, we believe you will agree that we have retained in Silver Mist all the satin sheen of fine old "Camphor Glass". Perhaps you will feel as we do, that our reproduction is an improvement on the original. Write for our booklet on Correct Wine and Table Service. Fostoria Glass Company, Moundsville, W. Va.

The pieces illustrated are:—footed fruit bowl and candlesticks to match, "Trindle", decanter, flower vase, candy jar, bitters bottle, three-part relish dish and the popular Fostoria "Bubble Ball". These are just a few of the beautiful Fostoria pieces in "Silver Mist".



MAKE YOUR OWN RAISED LETTER Stationery

With this unique Embosser, your name and address, monogram or initial is quickly impressed in beautiful raised letters on your favorite writing paper or envelopes. Far superior to printing—and 50% economical.



STEEL DIE EMBOSSE

Write today for FREE STYLE SHEET showing wide range of lettering, monogram, initial and seal designs for hand and desk models. Special notary, corporate or lodge seals. Lifetime guarantee. Orders shipped day received. Sold by many stationers.

ROOVERS EMBOSSE
3629 - 14th Ave. Brooklyn, N. Y.

Goodbye dust and finger marks
...Farewell to plaster cracks!



Wall-Tex Living Room Pattern No. 3480

WALL-TEXED WALLS are always "Like New"


IN America's personality homes, decorating, this Spring, means WALL-TEXING. Because Wall-Tex provides beautifully designed and textured backgrounds obtainable only with *canvassed* walls, and preserves this loveliness in *oil colors* that are *permanent* as a fine painting.

Wall-Tex, being a strong, durable, canvas-like fabric, may be washed with soap and water, not once or twice, but as often as desired. Furthermore, Wall-Tex has the unique quality of resisting plaster cracks. Even if cracks occur, they do not show through this strong, flexible fabric.

When you picture Wall-Tex, think of lovely patterns that only leading artists could design, in a new variety of surface finishes to suit different rooms and decorative styles. Then realize that this beauty is *lasting*—that dust and sticky dirt, children's fingers, radiators, pictures and wall furniture can leave no mark that will not wash away—that your WALL-TEXED walls and ceilings are sealed against unsightly cracks. Remember, too, should you ever wish to redecorate, that Wall-Tex is the perfect *canvassed* background for further painting.

Your decorator or wall paper dealer will show you the newest Wall-Tex patterns and tell you why WALL-TEXING actually costs less than continual redecorating. Also, send coupon below for valuable 24-page book on interior decoration.

• PLASTER CRACKS
in walls and ceilings
won't show!



• SOAP and WATER
won't harm the delicate colorings!

WALL-TEX

WASHABLE fabric WALL COVERINGS



Made by the makers of Bontex Washable Window Shades and Lintex Stainproof Table Cloths

COLUMBUS COATED FABRICS CORPORATION Dept. A-5, Columbus, Ohio
Send me Henrietta Murdock's latest book, "How to Create Distinctive Beauty for Your Home." I enclose 10c (coin or stamps) to partially cover mailing cost. Include free samples of Wall-Tex.

Name _____

Street _____

City and State _____

For free samples of BONTEX Washable Window Shades and LINTEX Stainproof Table Cloths, please check here

cessful if the furniture coverings participate to some extent. The dark woods and a quiet rug will keep them from jumping out of the picture. A simple Hepplewhite sofa covered in a self-figured strawberry rose homespun, very close to, if not precisely, the tone of the color of the flowers in the wall niches (the eye tolerates and in fact often relishes slight discrepancies of this sort) was placed against the wall at one end of the room, and another of very similar lines in a soft green-blue, small-figured damask at the other. The Queen Anne walnut chair has a white leather seat, and the small Hepplewhite armchair is covered in a vivid turquoise blue leather, the color echoed by the blue Italian faience bowl on the writing table at the window. Two Japanese flower prints, decorative out of all proportion to their slight expense, framed in narrow strawberry red frames, hang on the walls. All the lamp shades are white, antiqued just a trifle and edged with narrow bands of dull gold. The room had been characterless and uninteresting. As it is now, every good feature, in the room itself and in the furniture, has been played up by an imaginative use of color, and the resultant impression is one both gay and tranquil, like a well-planned garden.

And lastly we come to a bedroom—whose charm and originality are not its only virtues. It is a scene for another way of finding a color scheme, and solves some ugly furniture problems, if that happens to be one of your life's tribulations. Actually the furniture there used is not ugly, but it might have been, and still made part of a distinguished interior by being painted into the picture. Almost any furniture that isn't too atrociously bad in line can be given a new incarnation by protective coloration. In this case the chinoiserie wallpaper definitely "makes" the room, and the color scheme is so enchanting that I think few people notice anything more definite about the furniture than that it is simple in line and its color charmingly right. The ground of the paper, then, is a delicious definite larkspur blue, just the color of belladonna delphiniums I should say, figured in oyster white, shading into a deep old ivory, and apricot. The woodwork is painted the larkspur blue of the paper, and there is a room-size rug in a related, but much deeper blue. For the windows ruffled curtains of apricot colored taffeta were chosen (a plain glazed chintz would have turned the trick quite as effectively and less expensively) and the glass curtains are of oyster white marquisette. All the furniture is painted oyster white, accented with narrow dull gold

OVER-
LOOKING
LAKE
MICHIGAN
& WORLD'S
FAIR



the
STEVENS
CHICAGO

MICHIGAN BOULEVARD
SEVENTH TO EIGHT STREET

3000
OUTSIDE
ROOMS
3000
BATHS

3⁰⁰
UP

DIEM

lines that repeat the note of deep ochre or ivory in the paper. The bedcovers are of oyster white taffeta, piped and tufted in apricot like the curtains. Lovely as this cool off-white neo-classic furniture is with the lyrical blue and apricot color scheme, I am not at all sure that maple wouldn't be just as effective, or perhaps even more so. And mahogany pieces could be used equally well. So that charm and originality are not its only virtues: it has adaptability too.

And so we conclude our plea for color. We hope that with our case against monotony proven, this dull demon will be completely routed from all American homes, and that we have given courage and inspiration to our audience.

Building a log cabin

[Continued from page 336]

or regardless of season? The answers to these and many more questions will determine and modify certain features of your plan. Naturally you will eliminate many things which you enjoy in your year-round home. Consequently your cabin should be simple but nevertheless built for comfortable living. As to the structure itself, you want, first of all, beauty, then strength, character, and long life.

A cabin constructed of real logs is fine in theory but not always so good in practice. The cost of securing real logs and treating them is high, and the cost of labor of laying them up may be prohibitive. Even if you can stand this expense, there is the difficulty in making them tight to keep out flies and mosquitoes, to say nothing of chipmunks and larger pests. It is disconcerting, to say the least, to be awakened out of a sound sleep by a chunk of mortar falling on your face or with a bang on the floor. Log siding has the appearance of logs, it is reasonable in price. Furthermore, it is tongued and grooved so that it may be nailed directly on the studding like ordinary siding. Thus it keeps out rain, wind, and insects.

Our cottage is twenty-two feet square, outside dimensions, with a hip roof. A square or rectangular building is the most economical structure to erect, because there is a saving in both materials and labor.

Probably the most satisfactory of all roofing is the prepared roll roofing. Get a good grade with a fifteen-year guaranty and be sure it is well laid over tight boards. Then you have a serviceable roof as well as one that is fireproof. Make sure that you have plenty of rafters and that your roof is

strong enough to withstand the heaviest snows which may be characteristic of your locality.

In constructing steps, where the treads extend over the risers, care must be exercised to have the edges reinforced or they will probably break off. Concrete steps are the best in the long run as they will last as long as your house, or longer.

Many people are content with a plain board floor in the living room. However, just a bare floor is hard to keep clean. In our case we decided to cover our living-room floor with linoleum. One particular and much emphasized injunction to the contractor was that the living room should be exactly twelve feet wide. Then we bought a pattern of linoleum in the twelve-foot width and it fits exactly without a single seam. A strip of quarter-round along the edge is all that is necessary to hold it in place.

Making doors of matched boards with battens at top, bottom, and middle is fine in theory but in practice you will probably be better satisfied with factory-made doors with panels in them. Be sure to have some glass in the outside kitchen door unless there is a window nearby. Most kitchens of summer cabins are too dark especially on chilly and rainy days when the outside door must be kept shut. Have one outside door three feet in width, preferably one on the water front, so that you will have plenty of room to bring in your boat for winter storage in case you haven't room for it in a safe place under the cottage or the garage.

When it comes to screens be sure to get a good grade of galvanized screen with sixteen mesh to the inch. Larger mesh will not keep out mosquitoes or gnats effectively. You will find the finer mesh will keep out more rain if you happen to leave some win-

dows open and will also keep out more snow in the winter in case you leave your screens on and do not shutter your windows.

Architects, owners, and builders may argue long and earnestly for various types of windows, but a careful study convinced us that the best type of window is the casement window which opens in. My wife and I had ourselves catalogued in the mind of our local builder as queer when we insisted on a casement window between the kitchen and the bedroom. It has a curtain fastened to it and opens into the bedroom. In this way we have four-way ventilation in all three rooms. Naturally it helps to keep the kitchen cool in the daytime and affords additional ventilation in the bedroom at night, if necessary.

EQUIPMENT AND FURNITURE

So many people build a summer cottage and then dig a well some distance from the back door. Why not dig the well first and then put the cottage over it so you can have the pump and an inexpensive sink in the kitchen and save thousands of steps? It is easy to have the curb made of concrete with a plank cover so arranged that you can get at the cylinder if necessary. Then, too, by having the pump inside you are able to keep the pesky little green frogs from jumping up into the spout to be pumped out later into your bucket of water.

Although many people put their ice boxes on the east side or north side of their cottage, there are many reasons why the ice box should be put inside. An outside ice box means so many trips in and out, which increases the number of flies in the kitchen and cottage. Then, too, it is exposed to the weather outside and also to prowlers and trespassers unless it is padlocked. An inside ice box can be connected with a drain pipe in the floor so that it needs no attention except when it is iced every two or three days. The bigger the ice box, the better, and if possible an inside ice box that can be iced from the outside.

Our experience was that we could have a beautiful and serviceable bedstead of white birch made much more cheaply than we could buy even the most inexpensive metal bedstead, and it is so much more in keeping with a woods cottage. Ours has regular casters, lag bolts, and is most attractive in appearance. Jack pine may also be used if you wish a dark bedstead. In any event have your bedstead made high enough from the floor to take care of your suit cases, traveling bags, and other luggage that must be stored somewhere.

Two or more simple benches will be found useful. They may be used at the dining table, in



House in Sioux Falls, S. Dak. Architect, Harold Spitznagel, Sioux Falls. Roof and blinds stained with Cabot's Creosote Shingle and Wood Stains, side walls painted with Cabot's DOUBLE-WHITE.

Laughing at the Years

Time was when shingles after a short life span curled up and died. Then, sixty years ago, Samuel Cabot learned to purify creosote, then and now the best wood preservative known. He made the first creosote shingle preservative known. With these Stains shingles gained a long, non-curling life.

For the past half century, homeowners, architects, builders and painters, from coast to coast, have used and praised these Creosote Stains, which keep roofs, side walls, blinds and trim young and colorful. The South Dakota house shown above will laugh at the years—at hailstones, and sun, rain and snow. Let us send you a color card and our Shingle Stain Book. Use the coupon below.

Cabot's Creosote Shingle and Wood Stains

Made by the Makers of CABOT'S COLLOPAKES, for Every Paint Use.

Samuel Cabot
Inc.
Manufacturing Chemists



141 MILK STREET
Boston, Massachusetts

Gentlemen: Please send me your Color Card and full information on Cabot's Creosote Shingle and Wood Stains.

Name.....

Address..... AH-5-34

IN-A-TUB SHOWER



The Modern Bath

EASILY INSTALLED IN ANY TUB

Shower and tub bath combined. Children love it. Does away with soap scum, rings and dirt. No wet hair or slipping. The best way to relax and cool off on hot days. In-A-Tub Shower fits all tubs—no installation cost—no curtains. Rests on rim—throws spray over shoulders to center. Sold by department stores, hardware and plumbing shops. May also be ordered direct on 5-day money-back guarantee. Write today for free illustrated literature. A postcard will bring full information.

THE SEVON COMPANY
447 Wesley Temple Building
Minneapolis Minnesota

SANI-FLUSH DOES SOMETHING NO OTHER CLEANSER CAN



Sani-Flush

cleans closet bowls without scouring



DO NOT confuse Sani-Flush with ordinary cleansers. It is made to do this mean job. It removes spots, stains and incrustations without scrubbing. It saves all disagreeable work.

Sani-Flush does more than keep the toilet sparkling clean. It purifies the unseen trap which no other method can reach. It removes the cause of toilet odors. Follow directions on the Sani-Flush can.

It is also effective for cleaning automobile radiators. Sold at grocery, drug, and hardware stores, 25 cents. The Hygienic Products Co., Canton, Ohio.



KEEP SCREENS RUST-FREE



Before putting up window screens, or taking them down, brush 3-in-One Oil over the mesh. They'll last longer, and look better, for 3-in-One keeps rust from starting! Get some and try it; 3-in-One will save you money in screen repairs and replacements.

3-IN-ONE OIL

HANDY CANS AND BOTTLES

New Hi-Speed Power Mixer AMazes HOUSEWIVES!

Make Big Money Representing World Beater! Works like \$18 Mixer, yet less than \$2.00. Powerful hydromotor mixes food drinks, Ovaltine, Malted Milk, etc., whips cream, beats cake batter. Attaches to all faucets. Our men earn over \$1.00 per hour daily. Write for selling plan TODAY!

WORLD BEATER PRODUCTS COMPANY
3954 Drexel Blvd., Dept. 520, Chicago, Ill.

front of the fireplace, or outside for the weekly wash. If they are oiled and then given a coat of shellac it is easier to keep them free from dirt and grease.

It has been emphasized many times, but it should be reiterated here that a summer cabin should not be a museum for your broken down and cast off furniture. When my wife and I decided to build a cabin we made a solemn vow to each other that we would have comfortable beds and a good stove and we stuck to it. Perhaps you can worry along without a radio or electric lights for a while, but you are going to do a lot of eating and sleeping from the moment you move in.

FIREPLACE

It is possible to build a cabin without a fireplace, but it loses much of the charm of a log cabin if you do. However, if you must build without a fireplace, plan where one is to be built later. We put ours on the outside north wall in order not to take space that otherwise would be used for sunny windows. Use native stone if obtainable and have the fireplace opening at least one row of stonework up from the floor. Why? For three reasons—such a procedure eliminates much of the floor draft; it makes the fireplace easier to clean, as you don't have to stoop down so far; and finally the heat is thrown out into the room better and strikes one's body higher up. Whatever you do about your fireplace, avoid the use of any bricks, except firebrick, in its construction, if you can secure stone. Keep the stone in their native pristine beauty. I have seen some otherwise perfect fireplaces ruined by varnish applied to the stones. The old saying about gilding the lily still holds true. Be sure to have a mantel to your fireplace. You may use a long flat stone, half of a log or just an ordinary heavy plank.


You may run your kitchen stove pipe through a flashing in the roof, but you will save in fire insurance premiums if you build a chimney of stone or brick.

COST

Some one has well said, "You can't afford to own a shack." Then build your cabin so it not only will last but also make it attractive to other people as well as to yourself. This consideration is important in case you might want to sell it. Heaven forbid!

The accompanying floor plan and photographs may assist you in planning your cabin. The lake shore frontage is 100 feet and runs back about 250 feet to a private road. The purchase price was \$200.00. The cabin itself, including fireplace, well, pump, sink and outside toilet cost \$537.00.

FLEXSCREEN



THIS new FIRESCREEN

• For complete PROTECTION against sparks—NEW BEAUTY and CONVENIENCE

FLEXSCREEN consists of metallic curtains, flexibly woven to fold gracefully and compactly at each side of the fireplace opening. Drawn together they effectively stop all sparks, yet provide full vision of the fire. Easily affixed to the fireplace, Flexscreen makes a harmonious unit of fireplace and screen. And Flexscreen is as permanent as the masonry.

If your local fireplace fixture dealer does not carry Flexscreen, send for description.

Bennett Fireplace Corporation
Dept. B-15, Norwich, N. Y.

Never Again will our Fuel Bill be so BIG!

A simple, inexpensive job—done NOW—will cut your fuel bill as much as 20% next winter. And in the hot months just ahead, it will help to keep your house pleasantly cool. **BALSAM-WOOL** Blanket Insulation, tucked into your attic floor or roof, soon pays for itself in fuel savings.

BALSAM-WOOL is waterproof, windproof, verminproof, fire-resistant and non-settling. It can be installed in a few hours. Cost is amazingly low—satisfaction guaranteed.

Mail the coupon for complete facts about **BALSAM-WOOL**!

WOOD CONVERSION CO., Room 114
First National Bank Bldg., St. Paul, Minn.
I want to know why Balsam-Wool insulation pays. Please send me the complete facts.
Name _____
Address _____
City _____ State _____

BALSAM WOOL

The cost of furniture varies according to needs, desires and size of family. While costs of land and construction vary in different localities, the costs indicated above will give a starting point in deciding what can be done for a small sum.

Discovered—the perfect kitchen!

[Continued from page 347]

this cupboard was placed fourteen inches from the floor. This allows room for another large drawer, similar to the one beneath the refrigerator, with the exception of the flat handles, which are sunken in, flush to the front, to allow for the closing of the outside cupboard doors. This drawer is large enough to accommodate a case of beer and a case of ginger ale, side by side. As the bottles are used, they are returned to their cases, and, in order to facilitate the removal of the cases when the bottles are emptied, two U shaped slits, four inches long by three inches wide, were cut in the front and back of the drawer, so that the handle holes in the cases themselves could be more easily grasped.

Where the narrow shelf meets the wider stove, two triangular pieces have been built, covered with stainless sheet metal. This provides a convenient place to set hot pans when they are first removed from the fire. These two corners are also ideal places to set cakes, or pies, or rolls to cool.

The room itself is medium size and nearly square, large enough so there is no feeling of being cramped, small enough to be cleaned in a short time. The walls of the room were lined with a new building material, porcelain baked on sheets of steel, in a tile design. This can be washed down with boiling water if necessary. I chose a dull apple green, because it would show dirt less quickly than white and look inviting both summer and winter. The ceiling was plastered and painted with three coats of cream colored enamel, which brightens the room both in daylight and at night, and can be wiped off with a damp cloth whenever this is necessary.

For the floors, I chose a dark green linoleum, slightly mottled, but I was careful to avoid the ever popular check designs which are so quick to show the slightest footprint marks, in the lighter squares. The baseboards, of the same material as the walls, porcelain on steel, were molded at the factory for this purpose, and had rounded corners to avoid any collection of dirt. These, I decided, should be of the same dark

green color as the floor, so that any accidental splashing of the mop would not be conspicuous.

Let me sketch very briefly the process of dishwashing, as it goes on today in my Ideal Kitchen. A sample, really, of what my planning means in time and wear.

To start with, as each vegetable dish or platter is arranged and ready for the serving of a meal, it is placed in the warming oven on top of the stove, and the cooking utensil washed and put away.

A large, deep dishpan, full of boiling hot suds, stands in the sink, and a pan of hot, but not boiling, clear water stands on the work table. As the dishes come from the dining room, they are scraped with a rubber garbage scraper into the table garbage chute, rinsed in the clear water, and eased into the boiling suds. A square, green tray, fifteen by fifteen inches, upon which are fitted green glass refrigerator dishes, is placed in readiness at the back of the work table, for any left-overs which are to be taken to the refrigerator.

By the time the meal is over, the boiling water in the dishpan has cooled sufficiently to allow me to put my hands into it, and surprisingly little "dish-mopping" is necessary. When there is plenty of hot water in the tank, I attach a rubber spray to the hot water faucet for rinsing the dishes as they stand in the rack. When the water must be heated on the stove, I fill a small short-spouted watering-can for this purpose. The dishes are wiped and put away without taking a step, the dining room silver dried, and sorted into the proper compartments in the drawer lined with tarnish-proof felt, beneath the drain, the two pans are emptied, and slid into shelves built for them under the sink, and you are through.

QUICK

SEE FOR YOURSELF!

IRONINGS

NO STICKING—NO SCORCHING

Here's that new way to do hot starching without mixing, boiling or straining as with old fashioned lumped starch. Everything already included in powdered form. Makes starching easy. Makes ironing easy. See how elasticity and that fresh new look are given back to curtains, aprons, play clothes, soft collars and shirts. Your iron fairly glides. A wonderful invention. *Send now.*

TRY THIS FREE



THANK YOU

THE HUBINGER CO., No. 826, Keokuk, Ia.
Your free sample of QUICK ELASTIC, please, and "That Wonderful Way to Hot Starch."

\$ Dollar Ideas \$

to file in your
Menu Maker

We are desirous of publishing the useful dollar ideas submitted by readers just as quickly as space will permit. But, due to the great number on hand, we must request that no more ideas be submitted until the supply has been used up, when we shall publish a request for more. We cannot enter into correspondence regarding material submitted, nor can we return any rejected copy

• vegetables

NEVER THROW THEM AWAY

Never throw away the coarse outer leaves of lettuce. Shred, and use them for soups. R. J. NATHAN, Brooklyn, N. Y.

ATTRACTIVE CARROT GARNISH

Carrots will not seem an "ordinary" vegetable if served with a dainty garnish. After boiling them until done, slice. In the center of a round blue or green dish, flat or flaring, arrange the sliced carrots in a circle around the outer edge. In the middle, place the garnish. This consists of a raw carrot top! Slice this off when preparing the vegetable for cooking, taking care to leave the fern-like top of leaves on. Keep the carrot top in water to keep the leaves fresh until serving time. Wipe dry and use as a central garnish. Beets, turnips, and salad may also be thus garnished. NANCY D. DUNLEA, Los Angeles, Cal.

STRINGING CELERY

Have you ever thought of stringing celery stalks? Most persons consider the hearts more delicate, but to me the large outer stalks are more juicy, better flavored and, without the strings, just as tender, besides being more economical. This is how to do it: Take a clean stalk and break it—do not cut—near the base, so that the tough coarse strings are torn loose from the stalk. Then carefully peel them off in a bunch all the way to the end. A little practice will give you the knack. The stalks may then be cut up for Waldorf salad or for creamed celery, or they may be stuffed for a fancy dish or just eaten "as is." Miss F. O. LEWIS, Dayton, Ohio.

• gravies

GRAVY IN ADVANCE

The quickest and easiest way to make real brown gravy is to brown the flour previously, and keep in a screw-top container. Put two cupfuls of white flour in a frying pan over a medium fire, and stir constantly as it browns. When it is dark in color, cool, and place in container. Use this

I'VE TRIED ONE THING
AFTER ANOTHER—BUT
I CAN'T GET THE BEST
OF THOSE MOTHS

THAT'S BECAUSE
YOU DON'T UNDER-
STAND ABOUT
THEM. I KNOW HOW
TO FIX MR. MOTH



Before you buy find out the truth

● Don't go halfway in this moth business. Find out the truth before you buy. It's hopeless trying to frighten away mothworms with black pepper or cedar shavings, with bad-smelling moth balls or flakes. You can't discourage them that way because they haven't any sense of smell. And it's a waste of money trying to lock them out of bags or boxes.

Why not go to the root of the whole business and apply mothproofing to your woolen garments and belongings? That's what the big textile concerns do. They mothproof with Larvex. This Larvex penetrates to the very heart of the wool itself and then the mothworms don't eat because they can't eat.

Don't fool around with Old Man Moth. You can't lick him by superficial methods. It's your wool he is after, and if you treat the wool itself with Larvex, he is harmless and

about moths

powerless. He starves to death right on the cloth!

When you buy Larvex you are buying something that is thorough and final in moth prevention. It will save hundreds of dollars for you in moth damage, and it is odorless, non-injurious. You can keep clothes hanging and wear them whenever you wish. Another advantage of Larvex is its economy. Spray it right on the cloth and the article is mothproofed for a whole year.

Ask your druggist to show you Larvex. He will tell you it is a scientific triumph and there is nothing else like it. Department stores, too. The Larvex Corporation, Chrysler Building, New York, N. Y. (In Canada: The Larvex Corporation, Ltd., Sainte Therese, P. Q.)



PREVENT MOTH DAMAGE

LARVEX
ONE APPLICATION
MOTHPROOFS FOR A WHOLE YEAR

RUNNING WATER


Good judgement says
BUY NOW and SAVE MONEY



CONSIDER carefully the water supply in your home. Nothing can be more vexing than to have it fail. If you are faced with providing an individual system in order to have running water for your home, lawns, gardens and for fire protection—or if you wish to replace a present inefficient water system with a really good one—NOW is the time to act. Prevailing prices on genuine MYERS Water Systems, present real opportunity for an economy purchase at the present time without sacrificing the highly important feature of reliability.

MYERS WATER SYSTEMS

Acknowledged world leaders in quality. Known to thousands of home owners for their un-failing reliability and low operating cost.



Made in both shallow and deep well models, for operation by electricity, gasoline engine, windmill or hand power. Capacities up to 10,000 gallons per hour. Do not delay. Mail the coupon for free Catalog and name of your nearest dealer.

THE F. E. MYERS & BRO. CO.
225 Orange St., Ashland, O.
"Pump Builders Since 1870"

Send your Free Water System Catalog and name of nearest Myers dealer.



Name _____

Street _____

whenever making gravy, and any housekeeper will be delighted with the results. MRS. E. L. GOUEDY, Cincinnati, Ohio.

NEW FLAVOR FOR GRAVY

New flavor for meat gravy was accidentally discovered while on a vacation last summer. Somebody wanted gravy and we had no white flour, so a mixture of whole wheat and graham flour that we had been using for gems was used instead and we liked it so well that we use it all the time now as a thickening for meat gravy. MARY ANN FLETCHER, Hamburg, Ia.

Renewing weather-beaten awnings

[Continued from page 341]

mately a thousand square feet. Generally speaking, a tinting color should be added to obtain a darker shade than the awnings are. To do this, add to your mixture the color desired, mixing with turpentine and then incorporating by the necessary stirring. A very small quantity—a tube—goes a long ways.

When the desired shade is obtained, apply the paint, brushing thoroughly. Let dry a day or so, then put on a thin second coat—just enough to cover well. The idea is to use as little of the mixture as possible to accomplish the purpose. After thoroughly dry, the awnings are ready to be hung.

The treatment described will not only beautify the canvas but protects it from rotting, mildew and discolorations for a long time. Frequently, the weave can be given a second painting, or a third, before new awnings are necessary. The idea works well, saves money for the home owner, and is a process which even the housewife will have no difficulty whatever in mastering.

Style is up in the rugs that go down

[Continued from page 326]

museum pieces. Colors are still subdued, which lends a further note of authenticity.

When you go to get carpeting this year you will probably be overwhelmed by all of the colors placed before you. Few years have seen the manufacturer as generous in this respect. As a result you will not have to compromise, picking out a color which will just have to do because the exact shade wanted cannot be found.



zest

NRA It's variety that gives zest to life. And when you throw those reluctant legs out from under the covers and reach for your long, tall glass of fruit juice, make sure of always getting the same zest and enjoyment. In other words, get variety by drinking DOLE Pineapple Juice.

Try DOLE straight for mornings, at all meals and, above all, today! Grand for mixing with other fruit juices. Or with other beverages. Look for the name DOLE stamped on top of the can.



INTERIOR DECORATION

SIX WEEKS PRACTICAL TRAINING COURSE

Period and Modernistic styles, color harmony, draperies and all fundamentals. Personal instruction by New York decorators

RESIDENT DAY CLASSES start July 9th - Send for Catalog 12R

HOME STUDY COURSE

starts at once - Send for Catalog 12Y
NEW YORK SCHOOL OF INTERIOR DECORATION
578 Madison Avenue New York City

Mark Everything With CASH'S WOVEN NAME TAPES

Laundry losses and misuse of clothing and linen are annoying and expensive. CASH'S NAMES prevent them. Positively identify at home or away. Permanent, distinctive, economical. Used for generations by thousands of families. Quickly attached with thread or Cash's NO-50 Cement. Order from your dealer or us.

Trial Offer: Send 15c for 1 dozen of your own first name and sample tube of NO-50 Cement.

CASH'S 184 Chestnut St., So. Norwalk, Conn. or 6223 So. Grammercy Place Los Angeles, Cal.

CASH'S 3 doz. \$1.99 6 doz. \$2. NO-50 25¢ NAMES 9 " 2.99 12 " 3. Cement 1 tube

Fine Finishes and Choice Woods Eaton

OLD TIME WAX

Gives that Hand Rubbed Finish to Protect and Beautify. Worthy of Your Most Priceless Antique. Send one dollar for a 1½ pound container.

EATON WAX COMPANY, Inc.
135 Dart Street Buffalo, New York

Brown is the important note for the coming year, especially the chocolate shade which with its rich warmth can do much to liven up any interior. Deep blue, too, looks as if it is going to have a good long run despite the fact that rust, green, and burgundy still head the list in popular demand. Pastels have invaded the carpet lines, too, and if you are not scared of cleaning bills—although the report is that these light colors really don't get very dirty—you can find delphinium blue, lime green, canary, ashes of roses, platinum, and other light tones.

Style is no longer destined to be found solely in those interiors over which the high priced interior decorator has waved his wand. The average home of today can, without outside aid, be as attractively style-right as the most "interior decorated" establishment. Furniture was the first to go stylish, then draperies. Now floor coverings, from which an ideal harmonious interior can be built, have joined the parade. And rising prices make the next few months the best time to pick out this high style in rugs, at a low price.

A new book for herb gardeners

"Culinary Herbs and Condiments" by M. Grieve, F. R. H. S. (Harcourt Brace & Co.)

A NUMBER of interesting books on the subject of herbs have been published, along more or less strictly academic lines. Now comes a short, practical manual, which, in the manner of its writing, invites even the disinterested to at least an inquiry into this matter of herbs. It is addressed particularly to the amateur gardener and the housewife, with special sections dealing with condiments, with home-made wines and beers; and with herbs used in cooking to give the palatable quality that makes a meal a success or otherwise.

The author has sensibly devoted a small first section of the book to a general discussion, following it up with more detailed information for those who wish to go into it more thoroughly. There is an interesting paragraph on herbs as decoration in house and garden, which is very stimulating. How to prepare an herb dinner, summer drinks, candied roots, are among the varied topics touched upon in this interest-arousing book.



"I Bought These IMPROVED WINDOW SHADES for 15c Each"

I just had to buy some of the new improved Clopays. They are even stronger and heavier than before—with a wooden slat included with each shade . . . and now you need trim only one side to fit narrower windows . . . Millions of Clopays already in use. New improved Clopays at 15c each offer biggest shade "buy" ever. Won't crack, fray or pinhole. Attach to old rollers without tacks or tools. Solid colors and chintz effects. Send 3c stamp for color samples to Clopay Corp., 1234 York St., Cincinnati, Ohio

At All 5c and 10c Stores and Most Neighborhood Stores

CLOPAY WINDOW SHADES MONOGRAMMED



GLASSWARE \$5.00 per doz.*
Extraordinary Value

12 Oz. Highball—Old Fashioned—2 Oz. Whiskey with 3-letter monogram, hand engraved. Blown crystal. ALSO—STEMWARE AT \$7.50* per Doz., including Pilsner, Cocktail, Sherry, Port, Rhinewine, Claret, Cordial and Brandy.

We make a complete line of Monogrammed Glassware. Excellent gift for weddings, birthdays, anniversaries. In ordering, give full name for monogram and send cash. Satisfaction guaranteed.

*Express, 75c a Doz.; West Coast, \$1.25. Muddler 25c.

CLOVERLEAF CRYSTAL SHOP
58 East Monroe St., Chicago, Ill.

We will display again at World's Fair General Exhibits Bldg.

Keep Your Facial Beauty Get Free Book Today

A Free booklet tells the secret. It tells why Kathryn Murray's Five-Minute Facial exercises are the modern, natural way to regain the charm of youth. Simple exercises stimulate circulation and bring natural bloom to your cheeks. Crow's feet, wrinkles, double chin soon disappear. You can look 5 to 10 years younger. Results assured. Successfully used by 26,000 women. Send postcard or letter for free book. Address: Kathryn Murray, Inc., Suite 522, 28 E. Jackson, Chicago

VOICE Improvement Guaranteed

We build, strengthen the vocal organs—not with singing lessons—but by fundamentally sound and scientifically correct silent exercises . . . and absolutely guarantee to improve any singing or speaking voice or money refunded . . . Write for wonderful voice book—sent free. Learn WHY you can now have the voice you want. No literature sent to anyone under 17 unless signed by parent.

PERFECT VOICE INSTITUTE, Studio 71-05
308 No. Michigan Ave., Chicago

KNITTING WOOL

Novelty Yarns for Suits, Zephyrs Bouclé, Saxony, Shetland Floss Rug Yarns, etc. Priced Card of 400 Samples Free. Prompt Mail Service

COLONIAL YARN HOUSE

1231-K Cherry St., Philadelphia, Pa.

SUPPRESSED KNOWLEDGE OF THE AGES

Hidden, denied, but not lost, is the miraculous wisdom of the ancients. Their methods of mental power in achieving SUCCESS and MASTERY IN LIFE are available TO YOU. Write for a FREE copy of the "Wisdom of the Sages" and learn how to receive this rare knowledge. MAKE YOUR LIFE A NEW.

FRIAR R.S.C.
ROSICRUCIAN BROTHERHOOD
SAN JOSE CALIFORNIA

Wire "props" for the garden

Harry Irving Shumway

THERE are times when the garden has an untidy appearance, especially in the early season. Such things as seed envelopes impaled on sticks, odd strings attached to poles and bars for climbers and tomato vines tied to stakes with bits of cloth detract from the effect. We have become accustomed to these unlovely things, but it isn't necessary to have them.

The things described in this article are not very difficult to make, and they eliminate all those hideous affairs mentioned above.

THE SPIDER-WEB TRELLIS

All sorts of things are used for Sweet-peas and the like to climb upon; bits of string, poultry wire, and brush. We can improve the appearance of the Sweet-pea row quite a little with these "dismountable" wire trellises, which can be taken down at the end of the season and used again.

Number 12 gauge galvanized steel wire is used. Some of the larger hardware stores carry this in long, straight pieces and this is the kind to use if possible. But if it can be had only in coils it can be straightened by looping one end around a stout nail and pulling it tight. Rubbing a smooth stick along its length against the curve helps to straighten it.

The trellis is four feet square and as many of these units can be made as desired. The easiest way to build the trellis is to draw a pattern the exact size on a flat wooden surface. Some old boards can be nailed together and cleated on the back to make a surface four feet square. Draw the square and the two diagonal lines from the corners and the two center lines, horizontal and vertical. With a piece of string used as a compass by driving a small nail in the center, mark off the points on the long lines where the octagonal lines are to come. Establish these distances four inches apart. Then draw the pattern complete, like the drawing, using a crayon. The soldering is done direct on this pattern.

Cut eight pieces of wire a little longer than each of the eight lines leading out from the center. Allow them to project a little beyond the cross line; they can be nipped off later. Secure these eight wires with small two-pointed tacks. If these tacks are driven in at an angle they will grip the wire firmly. Three or four tacks to a wire will be enough. Start at the smallest

[Please turn to page 377]

Gorgeous Lemon Pie without cooking!



Eagle Brand

MAGIC LEMON CREAM PIE

- 1 1/2 cups (1 can) Eagle Brand Sweetened Condensed Milk
- 1/2 cup whipping cream
- 1/4 cup lemon juice
- 2 tablespoons finely powdered confectioners' sugar
- Grated rind of 1 lemon or 1/4 teaspoon lemon extract
- Unbaked Crumb Crust

Blend together Eagle Brand Sweetened Condensed Milk, lemon juice and grated lemon rind. (It thickens just as though you were cooking it, to a glorious creamy smoothness!) Pour into an eight-inch pie plate lined with Unbaked Crumb Crust. Cover with whipped cream sweetened with confectioners' sugar. Chill before serving.

UNBAKED CRUMB CRUST—Roll enough vanilla wafers to make 3/4 cup crumbs. Cut enough vanilla wafers in halves to stand around edge of pie plate. Cover bottom of plate with crumbs and fill in spaces between wafers. Pour in filling as usual.

● Here's a lemon filling that's always perfect! Never runny. Never too thick. Try it, and you'll never make lemon pie filling the old way again! ● But remember—Evaporated Milk won't—can't—succeed in this recipe. You must use Sweetened Condensed Milk. Just remember the name Eagle Brand.



FREE! MARVELOUS NEW COOK BOOK!

Contains dozens of short-cuts to caramel, chocolate and lemon good things—also magic tricks with candies, cookies, ice cream, salad dressings, sauces!

Just address: The Borden Co., Dept. AH 54
350 Madison Ave., New York




Name _____
Street _____
City _____ State _____

(Print name and address plainly)



WHAT... You varnished your floor with a MOP?

YES... and I was finished in 15 minutes!



Here's the new finish that is the talk of women everywhere! It's called MOP-IT-ON . . . a varnish that needs no brush. Applied with a cloth spreader, it finishes an average floor or linoleum in 10 to 15 minutes. No brush—no sore knees—no backaches. Woodwork and furniture are renewed by wiping MOP-IT-ON over the surface, like dusting. MOP-IT-ON dries quickly, needs no polishing or care for months. Kept spotless with a damp cloth or dust mop. Costs no more than ordinary finishes. Try this modern brushless finish. Get a can from your dealer today! Or send this ad, with name and address for full details, to

THE THIBAUT & WALKER COMPANY
46th Road, Long Island City, N. Y.

MOP-IT-ON The Varnish that Needs No Brush!

3 HARDY GARDEN PLANTS from

"Better than ever—and it has been my one Garden Guide for years"—writes a flower lover regarding Dreer's 1934 Garden Book. Send for your copy now. 216 pages — profusely illustrated.

DREER'S 1934 GARDEN BOOK

Brilliant New Everblooming Climbing Honeysuckle

From early June until late October, a mass of glorious orange-scarlet blooms against a rich background of deep green foliage. Beautiful clusters of 15 to 20 flowers each. Strong plants, 50c each, \$5.00 per doz.*

Gorgeous New Butterfly Shrub "Ile de France"

In the brilliance and grace of its blooms as well as its uniform habit of growth, this new Buddleia has no equal. The plants develop into showy, well-branched bushes, 3 to 4 feet high, covered with graceful flower spikes (6 to 9 inches long) of a gorgeous rosy purple with violet suffusion. 50c ea., \$5.00 per doz.*

Rare Chaste Tree—"Vitex macrophylla"

From July until frost, the rare lavender-blue flowers of this splendid shrub add an unusual charm to the shrubby border. Grows more than 6 feet high. 75c each, 7.50 per doz.*

*Orders for these 3 plants sent prepaid in U.S.A. if you mention this magazine.

Write for your copy of Dreer's 1934 Garden Book

HENRY A. DREER

37 Dreer Building 1306 Spring Garden Street PHILADELPHIA, PA.

Garden facts and fancies

Richard Parro

QUEER it is how we overlook the good things at our very feet and scour the earth for exotics that may possibly be less worthy. Here, for instance, is a native shrub of the Appalachian region, Fothergilla, which has been known in gardens long enough abroad, but very little here among ourselves. In fact, it was offered in a catalog of William Young of Philadelphia, published in French in Paris in 1783 and was once known as Youngsonia.

Two Fothergillas, major and monticola, have been growing in my garden for several years past, and each spring they delight me with their white foamy flowers (the two species are very much alike, the distinction being that major grows a little bit taller, 8 ft., and has orange-yellow leaves in fall; monticola is 5 to 6 ft. with reddish fall color). But, it is the flower, after all, that is the charm, coming in early spring before the leaves appear, and I am glad to see that it is beginning to appear in a few catalogs of oddities, here and there, although Bailey doesn't even mention it in his "Manual of Cultivated Plants."

Of course, it is one of those acid soil plants like Azalea and Rhododendron and perhaps that has been an inhibiting factor in its wider popularity. It is suspected that there are other good things to come out of that rich region, which has not been duly explored from a horticultural point of view. Last year an expedition of the New York Botanical Garden went through that territory, financed I believe by plant lovers in Britain. Think of it!

Fothergilla is a delightful deciduous associate for the broadleaf evergreens just named and others of that type. All these plants are easy enough to grow if the one particular need, slightly acid soil, be met. Fothergilla doesn't lend itself to very rapid propagation however.

Layering is safe but very slow. Perhaps seeds are the best, and some young seedlings now well started are among my plant gems.

Plants of this type prefer largely to be left alone, but it is a mistake to think that they cannot be fed at all. The point to be observed is that feeding must be intelligently done, and some of the modern commercial plant foods that are not alkaline and not over high relatively in nitrogen can be used effectively.

Even humus, decaying leaves, in the long run has a tendency to be alkaline, and defeats the purpose in view. Perhaps, as the gardener becomes a little more skilled in the understanding of specialized feeding, he will definitely rely on humus as a sponge to hold moisture, and supply the necessary nutrients by properly selected compounded chemical plant foods. That seems to be the way we have been forced. Farmyard manures are progressively less practical because the supply is diminishing.

It has sometimes been said, and you will read it in some gardening instructions, that certain plants should not be fed at all, which is a generalization that may be definitely challenged. All plants demand food and if the food isn't there, surely it is nothing but plain common sense to apply it. Especially, as it has been made so easily available in recent years. One thing, however, must be observed.

It used to be said that you must not feed Rhododendrons, you must not feed rock gardens, and a few other specialty groups. Remember, you must not feed them wrongly or overfeed. They can be given violent fits of indigestion, as it were; but with the proper soil conditions and ample drainage so that there is aeration of the roots, proper water supplied at the time when growth is active, it is surprising how much

14 of the newest Chrysanthemums

Loveliest of them all is Old Rose


Each	Per 3	Per 12	Per 25
30¢	90¢	\$3	\$5

WHEN we say *newest* don't confuse it with novelties. All 14 of these new 'mums' you can depend on as being choice in every particular. In fact, quite the finest group we have ever offered. Every one is a thoroughbred Root-Strength Wayside plant, guaranteed to bloom first year. All are priced restrainedly.

Send for special circular about these 14. Also ask for Hardy Plant and Rock Plant Catalog. Has full cultural directions.




Old Rose is semi-double. One of the finest for garden planting.



Wayside Gardens

12 MENTOR AVE., MENTOR, OHIO
Distributors of Sutton's Seeds. Send for Seed Catalog.



J. Horace McFarland

A long overlooked, almost forgotten, shrub of our own Appalachian regions that is worth planting in your garden, Fothergilla major

DOUBLE KILLING POWER

AGAINST GARDEN PESTS



Mexican Bean Beetles · Rose Bugs · Red Spider
Mealy Bugs and Over 650 Other Insects

Why use insecticides that kill only one type of insects? Red Arrow is more effective than other sprays against a larger number of insect pests because it scientifically combines both pyrethrum and rotenone with a special soap. It has double killing power—destroys chewing and sucking insects surely and quickly.

Red Arrow is non-poisonous to children, pets, birds. Does not discolor plants or flowers. Leaves no poisonous residue on vegetables. Easy to use—you need not add soap. Economical—one ounce bottle (35¢) makes 8 gallons of finished spray. Ask your garden supply dealer. Or mail coupon for trial sample.

Clip Here for Introductory Sample
McCORMICK & CO. Inc. (Dept. I-1)
Baltimore, Md.
I enclose 10¢ for sample of Red Arrow Insect Spray, (sufficient for one gallon of finished spray).

Name _____
Address _____
City _____ State _____
My dealer is _____


5¢ IS THE NEW PRICE FOR FERRY'S PUREBRED VEGETABLE SEEDS

Buy at your neighborhood store in
fresh dated packets



IRON FENCE TO SUIT YOUR INDIVIDUAL REQUIREMENTS

Send measurements. We will forward suitable illustrations and prices delivered to your city. Also manufacture INTERIOR and EXTERIOR RAILINGS, GATES, WINDOW GUARDS.



CINCINNATI IRON FENCE
CO., Inc.
Dept. 3
CINCINNATI,
OHIO

feeding some of these "don't feed at all" plants will absorb and respond to.

I prefer to do some feeding in my own garden, anyhow. Feed the rock plants? Why not, as long as you don't overdo it.

ROCK-GARDENERS are truly an enthusiastic group, debating abundantly among themselves on the "whys" and the "hows" and the "wherefores"; and the desire to help each other and widen the available knowledge of rock garden material, has led inevitably to the formation of the American Rock Garden Society which came into being at New York, March 21. Some 200 enthusiasts gathered together and started the ball rolling and elected Mr. Montague Free of the Brooklyn Botanical Garden as president and Mrs. Dorothy Ebel Hansell of 522 5th Avenue, New York City, secretary.

This society starts out most auspiciously with a well-developed plan, recognizing at the beginning the natural sectional groups into which the country divides. These groups are to be autonomous and self-contained. A rock garden in Texas is a very different thing from a rock garden in Maine, but both have their place and justification.

It is good that the American Rock Garden Society has started the work and offers a helpful hand to the multitude of amateurs who have been, largely, groping their way individually.

The new Irises of Louisiana

(See frontispiece)

Caroline Dormon

SPRINGTIME means Iris time in the Gulf Coast country and by the first week in April every low bayou-bank is fringed and splashed with gay color. No one knows, as yet, how many species are represented in this gorgeous display. For some unaccountable reason, they seem to have attracted little attention in the past. Only Iris fulva, with its odd, light red flowers, received any notice, being named and reported by Ker in 1812. This may have been because it had a much wider range than other Southern species, growing inland for at least a hundred fifty miles.

It would seem that the study of American Iris began with versicolor and verna. The former is a slender blue Flag which grows inland from the Atlantic Coast. The latter is the dwarf violet Iris of mountainous regions in the Eastern United States. About thirty-five years later hexagona and tripetala were named. Hexagona is the best known of the so-called "blue" native Iris, and tripetala is an attractive species of the southeastern coast. At about the same time, cristata, the exquisite dwarf blue Iris, was discovered. There was another lull of about twenty-five years, and then fulva and prismatica were made known to the world. These were followed

I do wish I could have
lovely flowers again...



The Master Gardener says:

"This is not just garden-planting time; it's garden-feeding time. You can't expect real beauty from half-starved flowers or grass. They need a square meal, and not an incomplete ration like bone meal or manures. Out of my experience, I recommend Vigoro. It is not a by-product but a safe, scientifically balanced plant food. It supplies all the food elements your growing plants need from the soil."

Clean, odorless, easy to handle,

Vigoro can be applied by hand or with one of the convenient, inexpensive Vigoro spreaders. Only 4 lbs. per 100 square feet will produce quick and lasting results that will amaze you.

See your dealer today! Get enough Vigoro to supply a square meal to everything you grow.

And be sure it's genuine Vigoro; look for the name on the box or bag. There are six convenient sizes, ranging from 12 ounces to 100 pounds.

VIGORO

The **SQUARE MEAL** that assures rich beauty in lawns and flowers



"Take Time by the Forelock"

Sow NOW for Next Season's Delight These 10 CHOICE HARDY FLOWERS

- Doronicum Pardallanches**—Bunch of Gold—Bright canary-yellow daisies on stalks 24 to 32". Strikingly effective in bed or vase. May and June. Pkt. \$1.00
- Double Shasta Daisies**—Pure white, exquisitely fringed flowers. Pkt. 50c
- Statice Fubertia**—8" tall covered with magnificent clusters of dark violet flowers. For rockery or potting. Pkt. 75c
- Dianthus Deltoides Erecta**—A neat, compact growing Maidens Pink of erect type, very valuable for rock garden and stone wall planting. Blooms freely. Pkt. 75c
- Dianthus Lovellii**—Splendid new hybrid, remarkable for its color, a beautiful new shade of mauve, also especially for its exquisite fragrance. Pkt. \$1.00
- Cyclamen Ibericum**—Bright purple, bell-shaped flowers make a striking color note in earliest Spring. Hardy. Pkt. \$1.00
- Chrysanthemum Mawi**—New, single daisy chrysanthemum, 2" across. Bright pink against silvery foliage. Hardy. Pkt. 75c
- Aster, Warburg Star**—New Spring flowering Aster of superb size and color. Lavender-blue, golden yellow center, often 4" in diameter. Pkt. 50c
- Geum Prince of Orange**—Rich orange blossom on long, strong stalks. Splendid for cutting or border. Pkt. 50c
- Gentiana Hascobensis**—Grows well in sun or shade. Great showy trusses of large flowers of bright blue. Pkt. \$1.00

THE COLLECTION 1 Pkt. each, above 10 Varieties, \$7.75 value **\$6.00**

And just a Hint of 3 Surprising Values for this season's delight

- 12 PRIZE DAHLIAS**—Prize winners everyone of them. Regular catalog value \$4.00, for..... **\$4.00**
- 10 POMPON DAHLIAS**—In 10 choice varieties, each one a real beauty, for..... **\$2.50**
- 100 GLADIOLI**—Our famous mixture of Giant and Orchid types, including all the latest and most beautiful pastel shades, for..... **\$3.50**

Schling's Seeds

NBA Max Schling Seedsman, Inc.
Madison Ave. at 58th St.,
New York City
The "Book For Garden Lovers"—35c a copy

You'll be amazed at the POWER and CAPACITY of this—**SUPER-DETROIT**



Big, husky, yet handles so easily that a child can operate it with a "TWIST OF THE WRIST"

A truly remarkable power mower with a cutting capacity of 5 acres daily. Climbs steep grades without effort—cuts closely around trees and flower beds—cuts every kind of grass equally well—and exacts no fatigue from its operator. Operating cost is very low. Selective automotive speed control and powerful four-cycle motor are among its many features. Moto-Mowers are made in these cutting sizes: Wheel type 19", 21", 24", 27", 63" cut. Roller type 20" and 25".

Write for literature and prices

THE MOTO-MOWER CO.
4608 Woodward Ave., Detroit, Mich.

Without obligation send me literature of your Moto-Mowers.

Name _____

Address _____

a few years later by caroliniana. All except fulva were Eastern and Southeastern in their distribution.

After this, unaccountably, interest in native Iris was lost—not another new species was reported for nearly a hundred years! It was certainly not for lack of material. It is unexplainable. The edition of Gray's Manual of Botany published in 1908 gives only those listed above. In fact, tripetala is not given, as it has only a limited Southeastern distribution.

But in 1925, American Iris experienced a glorious come-back. In that year Dr. J. K. Small discovered the Iris beds of the southern coastal regions. He had previously found several new ones there, but for quantity and variety, nothing can compare, he says, with those of southern Louisiana.

Now and then a flower lover had seen these wild Iris in all their beauty, admired them, and even transplanted a few into gardens. But it remained for Dr. Small to realize the importance of these magnificent natural flower beds. He has given us giganticerulea, a lavender-blue, with enormous flowers, growing on stems from three to four feet tall. Flexicaulis, another blue, with smaller plants and flowers, is attractive, too. In chrysophoenicia we have a richer purple than was known before in native Iris. The dark color is strikingly marked with brilliant orange-yellow. Fulva has always held a unique place as a red Iris. It now has a rival in vinicolor, the wine of which is made more beautiful by the slender line of bright yellow in each sepal.

Albinos occur in almost all species, but Dr. Small discovered a genuine white Iris, miraculosa, a giant which attains a height of six feet. The flowers are almost as ethereal as those of albispiritus, a white one which he found on the Eastern coast. There are many others, for he has not yet finished his task of naming them. The completed list will probably contain dozens of species of rare and beautiful shades.

Meanwhile, those who have the seeing eye may enjoy these nameless beauties, blooming lavishly along lowly ditch-banks on the roadside. Ignored and neglected, they thrive and increase in loveliness. They are easily grown from seed, blooming the third season;

Fischer's Novelty 1934 Hybrid
DELPHINIUMS
HARDY EXHIBITION PRIZE WINNERS

Graceful spikes, 4 to 6 feet high. Blooms covered from top to bottom in charming color combinations. Lightest shade of lavender, to the darkest blue. Lightest shade of pink to the darkest red. Double and single. Excellent for bouquets, flowers continually from July until frost. Rare collection of—**12 STRONG FIELD PLANTS \$3.50**
250 ACRES
THE ADOLPH FISCHER NURSERIES
Evergreen Dept. 49 EASTON, PA.

Where flowers bloom and beauty reigns

You Need "Black Leaf 40"

The enemy of insect pests. "Black Leaf 40" has the advantage of "double killing action"—by contact and by fumes. Kills insects quickly. Experiment Stations use and recommend "Black Leaf 40." Concentrated—a little makes a lot of spray.

MANY USES. When sprayed on the lower branches, protects shrubbery from dog nuisance. Kills insects on plants and animals. Poultry lice and feather mites killed by smearing "Black Leaf 40" lightly on perches. Directions on labels and free leaflets tell how to kill various insects with "Black Leaf 40."

Tobacco By-Products & Chemical Corp., Incorporated
Louisville, Kentucky



New Colors in Double Nasturtiums BURPEE'S DOUBLE HYBRIDS

Giant Double Sweet Scented Flowers

Greatest sensation in flowers for 1934! Colors range from pearly lemon through orange, salmon, cerise to brilliant scarlet. Orange and scarlet flowers grow to size never before seen. Large double flowers, exquisitely sweet scented. Long stiff stems; excellent for cutting and garden decoration. Delivery May 15th. Supply limited. Order promptly. Packet (10 seeds) \$1.00; 5 packets \$2.75; postpaid. **FREE**—Large packet of Golden Gleam Double Nasturtiums with every order for Burpee's New Double Hybrids. **BURPEE'S GARDEN BOOK FREE.**

W. ATLEE BURPEE CO. Philadelphia
344 Burpee Bldg.

Zandbergen Bros.
Tulips, Hyacinths and other Dutch Bulbs, as well as our Long Island Grown Daffodils rank "In a Class All Their Own"
Write for free catalog!
ZANDBERGEN BROS.
"Tulipdom," Oyster Bay, N. Y.

A Better Lawn Sprinkler

Now RAIN KING, for 10 years the national favorite, comes with double water column and new patented nozzles, which set instantly for any spray you want—fine, medium, coarse. Use it revolving or stationary at your need. Throws more water farther on the same pressure and spreads it more evenly. Attractive, 9 inches high. Columns, arms and nozzles of gleaming brass. Look for the name RAIN KING on the sprinkler. Write for name RAIN KING on the dealer or write us. Chicago Flexible Shaft Company, 5607 Roosevelt Road, Chicago, U. S. A. 44 Years Making Quality Products.

CARTERS ENGLISH SEEDS

Seedsman to H. M. The KING
SPECIAL OFFER
5 PACKETS \$1.00
ANTIRRHINUM LOBELIA LUPINES
PETUNIA ZINNIA
Or 5 Different PACKETS of
CARTER'S GIANT FLOWERED SWEET PEAS
CARTERS TESTED SEEDS
545 Fifth Ave. New York

Learn to be a **LANDSCAPE ARCHITECT**
at home, by mail; easy to learn; big fees for trained men and women, up to \$100 a week. Healthful outdoor work. Write for free booklet of opportunities and details today. **AMERICAN LANDSCAPE SCHOOL, 807 Plymouth Bldg., Des Moines, Ia.**

and sometimes, under particularly favorable circumstances, the second year. They add charm to any pool, be it large or small.

To see the Gulf Iris at its best, one should take a boat trip through the winding waterways along the coast of Louisiana in early April. There one may revel in masses of exquisite color reflected in dark water; groupings of most unusual shades, the rarest always tantalizingly out of reach of investigation. When seen in their natural state, one can but hope that the passer-by will never disturb them, but leave them in their beauty for the other wayfarers who see and love that which is rare and fine.


The frontispiece

[See page 314]

THE color portraits of some wild Louisiana Irises which is given as a frontispiece in this issue were reproduced from color portraits made by Miss Caroline Dormon and splendidly portray the charms of these so long neglected native Irises of our own land. It is indeed a happy incident that led Dr. Small of the New York Botanical Garden to introduce these wild Irises of the Louisiana bayous, and it is good to know that many of them take very kindly to garden conditions elsewhere in the United States. Some of them we have grown in our own gardens at Garden City, N. Y.

The beautiful copper-red Iris, fulva (1), is represented by two blooms. The large light bluish (3) is Iris giganticerulea. Iris vinicolor (4) makes up in individualness in color what it lacks in size and is a prolific bloomer. The soft violet, violipurpurea, with the yellow line is very charming (5). The rose colored flower (6) is possibly a hybrid, but there is yet some uncertainty about these rose shades, and many Irises of rare color and form are even as yet unnamed. Viola (2).

The AMERICAN HOME feels particularly happy that it should



Key to frontispiece

GLADIOLUS

From the best varieties produced by the leading hybridizers of the world, I have carefully selected, and present this exceptional offering to win your acquaintance with Gove Bulbs!

100 LARGE HEALTHY VERMONT BULBS \$3



Not labeled as to name. In forty-five different varieties with a bewildering range of color from white through various shades of pink, yellow, orange, smoke, blue and red to almost black this collection is by far the finest put out by any grower in the country at anywhere near the price. Gove collections have made thousands of gladiolus fans in the past few years. This year it is better than ever, containing many of the newer exhibition varieties and new colors and forms. With each collection I give FREE a bulb of PICARDY, the most beautiful and sensational pink gladiolus in existence, and also another new bulb worth at least \$2.00 each.

50 for \$1.75 with the PICARDY but without the \$2.00 bulb.

Free I believe my forty-page Catalog free illustrated catalog is the finest, most interesting and helpful gladiolus catalog published. And my list of varieties is second to none. Your copy is waiting.

CHAMPLAIN VIEW GARDENS

Elmer E. Gove, Box K-9, Burlington, Vermont

AGRI-PAX
KILLS INSECTS—PRESTO!

Stainless—
Harmless to
Pets and Children

An all-around insect spray for flowers, vegetables and fruit trees. Does not discolor blooms or injure foliage. Leaves no poisonous residue.

A quart can of AGRI-PAX will make from 6 to 20 Gallons of Spray, according to work to be done. Get a can from your dealer, or send us \$1.00; we'll mail Quart Can postpaid.

MORRIS B. READE, Inc.
Dept. A. Belleville, New Jersey

Water Garden Plants

10 Submerged Plants for the Pool \$1. Postpaid

These plants grow under water, releasing oxygen. Essential for the average pool containing fish. *Collection P-1*

12 Scavengers 75c Postpaid

Includes several varieties of snails and clams. They assist in keeping the pool clean. *Collection S-2*

Write for FREE 1934 Catalog listing new low prices on water lilies, aquatic plants, scavengers, goldfish, fish foods, supplies, etc.

Loveland Goldfish Farm
Loveland, Ohio



CRANE

Cast Aluminum
26" High—\$4.00 prepaid

Mfg. Aluminum and Iron, Rock Garden and Lawn Articles

THE GRAF STUDIOS

2515 Grinstead Drive Louisville, Ky.

A Good Garden Guide

You may depend upon the practical, up-to-date information that you find in the Gardeners Chronicle, America's finest garden monthly. Subscribe for a better garden now! Only \$2.00 per year, 25c a copy.

GARDENERS' CHRONICLE
522-A Fifth Avenue, New York City

THE 100 BEST IRIS

find them named in
An Iris Lover's Catalog
which uniquely rates and groups by color 500 varieties, lists Dwarfs, Japanese Iris; Daylilies, very select Delphiniums. Complete price list and special offers. Write today for your copy.

Schreiner's Iris Gardens
Box 201B, Riverview Sta., St. Paul, Minn.

A Salary in Your Cellar! MONEY in MUSHROOMS

Enormous new demand sweeping country! Prices going up! Grow fancy "White Queens" in cellar or shed. Anyone can—we tell you how. Start Now!

275 PRIZE CONTEST—Win Prize with Crop.
AMERICAN MUSHROOM INDUSTRIES LTD.
Dept. 554, 28 Bloor St. W., Toronto, Ont.

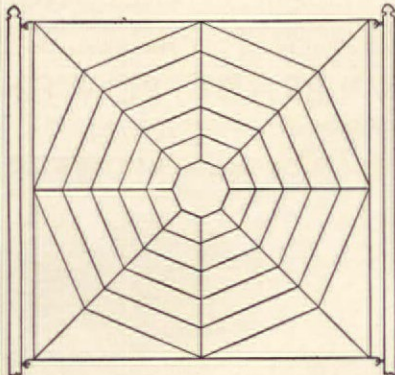
have the opportunity of making this first popular presentation to garden lovers of something of the transcendent beauty that comes from these southern Iris fields.

Wire "props" for the garden


[Continued from page 373]

octagon. Cut a piece of the wire sufficiently long to go completely around its octagon; the length can be ascertained with string.

Secure this wire to the end of one of the long wires, using the double pointed tacks. This leaves both hands free to solder with. Soldering is quite a fine knack, but a fair job can be done with a little patience. Keep the iron clean with a flat file. And keep it hot. The heat from an ordinary kitchen gas burner will be all right for this job. Use the solder that comes in wire form on spools.




Above: the spider-web trellis. Below: a close-up of the soldered joints



And paint each joint before soldering with soldering paste. Solder the first joint and allow it to set. There are so many of these joints that a wet cloth will hurry the process; simply dab the newly soldered joint with the cloth and it is set.

The next step is to make the nearest bend with a pair of pliers before soldering that particular joint. Make the bend, following the penciled line on the board. Secure the wire with another tack and solder. The whole thing is done in this manner, one joint and a bend at a time. The close-

"How can I distinguish good peat moss from poor-grade substitutes?"



Billions of tiny sponges—the most absorbent vegetation known to man—uniformly the best for the past 50 years, the finest peat moss produced anywhere, the only quality approved under the inspection service which our P I C mark represents.



Microscope's eye evidence of poor quality peat moss. Coarse, brittle-stemmed, straw-like in structure. Can it be effective? And the answer is, that it definitely cannot.

We are frequently asked this question because the market is being flooded with cheap-grade peats of doubtful value. Commenting on the situation in bulletin No. 167 the U. S. Dept. of Agriculture advises that the use of peat moss was built up in past years by the "uniformly high quality of the material." "Lately," it continues, "large quantities of lower grade and moist peat moss is being sold in our markets."

It is difficult to distinguish between grades because they all look alike. But the similarity is entirely external. Peat Moss of good quality must have a high water-absorbing capacity; a moderately high cellulose content; little ash and little or no fibre. Good peat moss should not be too dry either, or it will lose its water-absorbing capacity and be unfit for garden use. P I C brands excel all other peats in these important features. In fact gardeners are beginning to realize that our claim of "high quality" is not over-emphasized.

If you flirt with cut-rate brands, sooner or later you will find that all peat moss is not alike even though it comes wrapped in burlap bales. Matching the package doesn't match the quality. Copying trade marks, making claims of "just as good" or "better" when they are unsupported by fact, do not make up for a marked deficiency in performance. Top quality peat moss is sold by better dealers under the Peat Inspection Certificate "seal" shown herewith—and you can depend on the judgment of the thousands of careful gardeners who insist that it be on every bale they use. It pays to pick your bale—and your dealer, too.

PEAT IMPORT CORPORATION
New York, N. Y.

Peat moss


Eclipse "LITTLE GIANT" POWER MOWER

This Model Eclipse is specially designed to meet the demand for a Power Mower with the simplicity and Easy Handling of a Hand Mower. Its power is exhaustless, yet it can easily be guided among the shrubs and close corners or over large areas at a surprisingly low cost. Many owners of cumbersome Power Mowers find it a good investment to use this pony size Eclipse as a matter of speed and economy. Send for a complete description of all three sizes of Eclipse Power Mowers. Made by a company with over 30 years' success in Hand and Power lawn mowers.

\$137⁵⁰

SIMPLE TO OPERATE
LONG LIFE

LOW
COST
OPERATION



Eclipse Machine Co.
Prophetstown, Ill.

Send full description and name of nearest dealer for the Eclipse Power Mowers.

Name

Street and No.

City

State

LAWN-BOY Power Mower

Mow your lawn with one hand! With full 18" cuts, LAWN-BOY whirls quickly through tough, long grass—mows 6" closer to walls, trees, hedges—scoots up steep terraces—starts, stops and steers with one-hand ease. A child can operate it.

Adjustable to three cutting heights. Mows uniformly and smoothly, producing a beautiful lawn. Light in weight—won't pack the soil. Runs all day on 20¢ worth of fuel. Handiest power mower ever built for small lawns, but also a wonder in estate, park, school, cemetery and golf club service. Third successful season. Hundreds of enthusiastic owners.

Free folder illustrates 12 big features. Write today. LAWN-BOY, Division of Outboard Motors Corp., 2200 W. Hope Avenue, Milwaukee, Wis.



Built and Guaranteed by
EVINRUDE and Ecto



BETTER BECAUSE

So clean—uniform in texture—does not cake—no breaking up required—porous—more absorbent—much more economical.

• Swedex •
The new Superfine—finest granulation and quality on the market. Big saving. Investigate!

Superior Quality Guaranteed

Swedish Peat Moss

Look for the CERTIFIED seal on each bale. It means VACUUM CLEANED—excessive fibre and impurities removed.

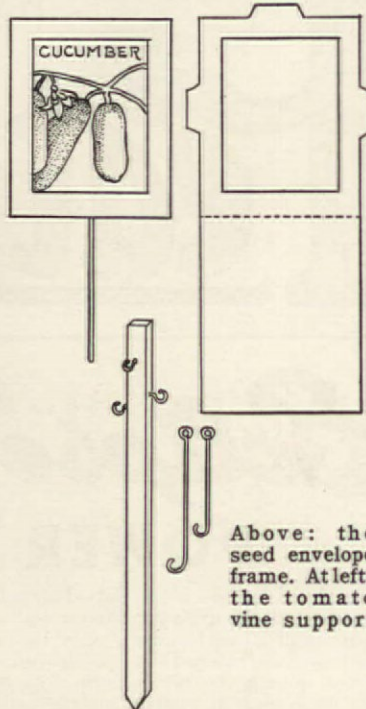
For booklet—distributor—WRITE Premier Peat Moss Corp. 150 Nassau St., New York

up photograph gives an idea of how this process looks in the making. The side wires are added last. If you like, a heavier wire can be used for the four sides to give additional strength. Two of these, top and bottom, are cut long enough to make two hooks at the ends. These hooks can be used to fit into screw eyes on the supporting posts.

The posts should be of some good lumber. Cypress stands weather well and posts 1½ inch square are sturdy enough. The posts should be painted. The trellis can be painted any color desired. Probably the best method is to give it a coat of lead first and then a coat or two of enamel.

THE SEED ENVELOPE FRAME

This is made of sheet tin and a wire post is soldered to the back. Make a pattern of heavy paper, following the design. The frame is 3¾ inches wide by 4½ long. So the whole pattern will be



Above: the seed envelope frame. At left: the tomato vine support

9 inches by 3¾. Make the three tabs which enable the frame to enclose the envelope. Use a wax pencil to mark with.

The cut-out in the center has a border ⅝ of an inch. Cut this out with small tin-shears. The cut can be started by boring with a drill; a few holes will permit the tip of the shears to get through. It may make it easier to bore a hole in each corner. Smooth the all edges with a flat file.

The wire post can be soldered

3 Giant ZINNIAS 10¢
3 BEST COLORS, SCARLET, YELLOW, ROSE. 1 pkt. each (value 30¢) postpaid for only 10¢. Guaranteed seeds. Burpee's Garden Book FREE. Lower prices. Write today. W. Atlee Burpee Co., 214 Burpee Bldg., Philadelphia

Burpee's Garden Book
free Describes all best flowers and vegetables—Burpee's guaranteed seeds. Lower prices. Pictures. Planting information. Write today for free book. W. ATLEE BURPEE CO. 728 Burpee Bldg., Philadelphia
BURPEE'S SEEDS GROW

Colorful! WATER LILIES

Everything FOR THE WATER GARDEN



NO garden is complete without the colorful beauty, exquisite fragrance and fascinating interest of a Water Lily Pool. Water Lilies are the easiest of flowers to grow. They require no weeding, hoeing or watering. Every garden has room for at least a small pool or tub garden. Plan now to enjoy a water garden this summer.

Our beautiful, new 48-page Catalog is now ready. In it you will find fascinating new varieties and recent introductions at moderate prices. Profusely illustrated in natural colors. It includes hardy and tropical Water Lilies as well as all types of water plants and ornamental fishes. Shows the simplest way to make a pool, how to plant a tub garden and tells you all you want to know about the culture of water plants. Send for your FREE copy today!


FREE
Beautiful new
1934 Catalog
(Canada 15¢)



WILLIAM TRICKER INC.

4501 Brookside Ave. 4516 Rainbow Terrace
Saddle River, N. J. Independence, Ohio

MILBRADT POWER LAWN MOWERS



You should look into the merits of the new Milbradt before buying. Improved construction, superior motor, easy and economical to operate.

Sizes: 20", 27", 30", 60" gangs.

May be had with Sickle-bar and Riding Sulky Attachments.

New illustrated catalog on request

MILBRADT MANUFACTURING CO.
Established 1895

2402-04 No. Tenth St. St. Louis, Mo.

CUTS HEDGES 10 TIMES FASTER



Let electricity do all the work! Cuts toughest hedges easily and smoothly. Keeps shrubs in better condition. Powerful Works from light socket. Weight 6 lbs. Use with one hand. Low price. Time payments if desired.

IT'S FUN NOT WORK WRITE FOR FREE BOOKLET
SKILSAW, Inc. 3321 Elston Avenue, Chicago

25 IRIS \$1

Fine varieties, labeled, including gorgeous Ambassador, delicate Dream, gigantic Prospero, and the rest of equal merit. Catalog (illustrated with beautiful lifesize pen and ink drawings) listing over 300 choicest Iris, each a bargain, sent free on request.

Jardin des Iris, Dept. AH, Battle Creek, Mich.

Indestructo Metal Labels SPECIAL OFFER

30 Labels for all garden needs. Two sizes Plant Labels for Bushes, Vines, Bulbs. Also 8- and 10-inch Stake Labels. PERMANENT, LEGIBLE. No ink required. \$1.00 postpaid or at Seed Stores.

BALL & SOCKET MFG. CO. West Cheshire Conn.

to the back. The whole thing can be enameled any gay color to keep the tin from rusting. Bend the frame on the middle dotted line. Enclose the envelope and bend back the tabs. These little things look a lot better in the garden than envelopes on sticks, and they last several seasons.

TOMATO VINE SUPPORT

The various gadgets used to support drooping tomato vines are many and weird. Here is one simple enough to build and it looks a lot better than the makeshift affairs one sees in most vegetable gardens.

Cut the stakes about five feet long of inch-square stock. At "strategic" points near the top fit in several screw-hooks. Make some long hooks like the drawing from galvanized wire. Various lengths from eight inches to a foot or more can be made. The eye can be made by bending the wire over a piece of rod. It is a good idea to change the location of these hooks on the stems from time to time to prevent chafing.

The Anchorage

[Continued from page 330]

doweled. The walls and ceiling are hand plastered and painted old ivory except the fireplace end which is of knotted pine with built-in bookcases. The fireplace with crane and Dutch oven is used often, as we have installed a gas pipe drilled with a series of holes which is used to start fires, doing away with kindling wood and papers. A one-inch manila rope is used around all of the doorways and windows, ours being purely ornamental though the fishermen originally used their old ropes for weather-stripping. French doors lead outside onto a stone terrace, and there are two Z batten doors, one leading to the back hall and kitchen and the other to the front hall.

The dining room is rather small, eleven feet six by eleven feet six. We preferred the extra room in the living room.

The kitchen is very gay, being canary yellow with black Holy Lord hinges on the cupboards. This room has been planned with ample cupboards and built-in bins. The sink is yellow to match the woodwork. A green and black embossed linoleum is used on the floor, and the curtains are of green and white gingham.

Upstairs we have three large bedrooms. In the children's room closets have been built in under the eaves for toys. A sand finish plaster has been used on all the walls. Black wrought-iron latches and hinges are used on the doors.



Song Birds Love a Cool "Shower"!
They will come daily to your Lawn or Garden, if furnished with one of these charming Green or Stone Gray Bird Baths. Strongly built of Sheet Steel, Zinc coated. Will not break like pottery or cement. 21 in. Diameter—23 in. High.
Only \$1.95 postpaid East of Rockies. Mail M. O. or Draft today. State which color wanted.
The JAMES H. WATSON CO., Inc.
Bradley Illinois

Broadcast in May



and hunt in June!

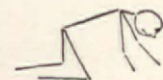
Lilian Egleston

DON'T take too literally the rosy view of broadcasting suggested by most seed annuals, seed packets, etc. The term snags many, as it seems to imply something as casual and debonair as scattering seed on the snow for hungry juncos—or flinging corn to the chickens. But this is a fatal notion.


"Broadcasting" generally refers to seeds of annuals and may mean anything from tossing pounds of wild flower seed over a rough but picturesquely suitable precipice to sowing seed with care in well-prepared ground—not in rows or any definite pattern—in your garden. The nearer you come to the first extreme the weedier and cheaper your seed should be, for you will need quantity. But if you have some rather choice seed, not outstandingly robust, you will have to make up for all the odds against you by either very greatly increasing the quantity or, as is really the best way, by taking more trouble about the sowing.

The reasons for broadcasting, or, considered on a small scale, sowing in place, may be (1) to get a naturalistic effect, (2) to save the trouble of transplanting, (3) because successful transplanting is sometimes difficult, as is notably true of such common garden favorites as Sweet Alyssum, Poppies, and Gypsophila, or (4) because it is sometimes easier to handle the patching and filling in of holes in the border with more artistic effect when the seedlings adapt themselves to their opportunities.

For the very earliest bloom broadcast hardy annual seed such as Alyssum, Cornflower, Candytuft, Larkspur, Nicotiana, Poppies, and Scabiosa in late fall—late enough to run no risk of germinating then. October is generally safe for sections about New York and similar regions. Or it may be done very early in the season. In both of these cases we



literally the rosy view of broadcasting suggested by most seed annuals, seed packets, etc.



COLDWELL POWER



Above: Coldwell "L-Twin" motor lawn mower and roller. Mows and rolls simultaneously 4 to 6 acres a day. With gang units attached it cuts a 60-inch swath, ten acres a day.

DEPENDABLE PERFORMANCE

UNDER all conditions in developing and maintaining fine lawns, the Coldwell Line of Dependable Power Lawn Mowers and Rollers has stood the test for a generation.

Coldwell engineers have developed in the late models many notable features. Twin cylinder engines develop an abundance of smooth, even power without vibration or excessive noise. Roller bearings and automatic lubrication insure long trouble-free performance—simple and economical to operate—reasonable in price.


Write for illustrated descriptive literature

COLDWELL LAWN MOWER COMPANY, NEWBURGH, NEW YORK, U. S. A.
In Canada—Taylor-Forbes Co., Ltd., Guelph
Manufacturers of **DEPENDABLE** Lawn Mowers—Hand, Horse, Gasoline, Electric.

DELPHINIUMS PLANTS and SEEDS

Tested seeds from a noted private collection. Over 50 varieties, all doubles, including white, yellows, pinks, and fragrant kinds. Only mixed seed, 25c, 50c, \$1.00 per pkt. Due to unusually high germination we have a surplus of strong healthy seedlings. Will bloom this season. \$1.25 per doz. \$1.00 per doz. in quantity. A few extra large fall sown seedlings, \$2.50 per doz. Very complete instructions. No catalogues.

JAMES A. SHERMAN
242 Leroy Avenue Buffalo, N. Y.



Low Priced
THE UTILITOR CO., Dayton, Ohio, Dept. A. H.

FURNITURE PLANS

Easy Plans (A) for garden furniture. Includes Lawn Chair, single and double—Lawn Table—Garden Bench—Garden Fence—Trellis—Tree Trunk Seat. All 6 pieces designed for easy building. Complete set of 6 plans for only \$2, postpaid. If not satisfied, your money back. T. Crawford, Room 510, 1406 Chicago Ave., Evanston, Ill.

FOR YOUR GARDEN

A REAL GARDEN MAGAZINE!

FLOWER LOVERS, spend a happy hour perusing pages of America's most popular gardening magazine. Beautiful pictures. Timely articles. Helpful hints for amateurs. Edited by experts and written in everyday terms. Send 10c for current issue; \$1.00 for seven months.

THE FLOWER GROWER
107 N. Broadway, Albany, N. Y.

DELPHINIUM HYBRID "Dreams of Beauty"

The wonderful perennial strain with largest and finest iridescent shades of blue bloom, some double, some with pink illings, best suited to our climatic conditions. Heat and mildew resistant. Large August planted seedlings that will bloom this year; an ideal planting size. 15 for \$1.00; 100 for \$6.00. Postpaid.

ROCK PLANTS—that should be in every garden. Achillea Tomentosa (yellow); Ajuga reptans (blue); Gypsophila Repens (light pink); Phlox Subulata (pink or white); Prunella grandiflora (lavender); Saponaria Oxymoides (crimson); Tunica Saxifraga (pink); Veronica Ruprechtii (blue). Your selection of any of the above plants, 6 for \$1.00 prepaid; 10 for \$1.00 not prepaid. Send for list of other excellent border and rock plants.

HEREFORD'S GARDENS, Oakford, Illinois

RHODODENDRONS

Send to America's largest growers of finest quality stock, for Folder of 1934 Special Collections, at \$2.50, \$5.00 and \$10.00.

LA BARS' RHODODENDRON NURSERY
4 Nurseries—100 acres
STROUDSBURG PENNA.

For Everything That Grows!

Sprinklers and Sprinkling Systems to solve any watering problem. Write for complete information FREE

WHITE SHOWERS, Inc.
6453 Dubois Street Detroit, Mich.

Brand's Fall-Dug DEONIES Lilacs
OWN-ROOT
Oka Cherry, Chinese Elm, Dolgo Crab, Red Lake Currant—many other new fruits and flowers. Catalog Brand Peony Farms, Inc.
132 E. Division St. Faribault, Minn.

Four Unique Heathers

Ideal for rock garden or border with evergreen foliage and late Summer and Winter bloom. Easy to grow, entrancingly beautiful.

Calluna Nana Compacta; 6 in. pink, blooms July & August. **Erica Vulgaris Prosper**; 12-18 in. pink, Jul. to Sept. **Erica Mediterranea Hybrid**; very dwarf, deep pink, Nov. often blooming through Winter. **Menziesii Polifolia**; 8 in. large deep pink bells, July to September.

SPECIAL OFFER: 12 fine plants, three each of the four varieties delivered postpaid for \$5.00 if ordered from this advertisement.



Chas. H. Totty *Lotty's*
Box 8
MADISON, N. J.

FENCES are COMING TO LIFE

Fences, instead of being "just fences," are springing into life and becoming a living part of the home landscape. Gardens no longer stop abruptly at the fence, but climb it and make of it a wall of foliage—a Fence Garden. "Pittsburgh" Fence with its uniformly heavy gauge wires is just right for a Fence Garden foundation. Doubly protected against rust, it will give many years of service. Write for illustrated Fence Garden booklet and ask your dealer to show you the different styles of "Pittsburgh" Fence. • Pittsburgh Steel Company • 733 Union Trust Building, Pittsburgh, Pennsylvania.

Pittsburgh Fence

NEW PLANT INSECT CONTROL

Is Simple as...

BUY NEW EVER GREEN

The original standardized pyrethrum spray is sure death to most insects, both chewing, sucking kinds. Kills worms, caterpillars and ants.

MIX WITH WATER

Add nothing else. No soap "spreader" required. No complex instructions to follow. Just measure required amount of New Ever Green, mix and start.

SPRAY AS DIRECTED

Non-poisonous to men and pets. Will not injure plants or grass. Is deadly to insects, caterpillars, worms and ants. Very economical.

DONT wait for insects to appear. Buy Evergreen at drug, hardware, flower, seed, department stores, mix it and spray. Write for our new spraying chart.

McLaughlin Gormley King Company
Minneapolis

NEW EVER GREEN SPRAY

TAKE A TIP FROM GARDEN EXPERTS

For Clean, Healthy Flowers Use **POMO-GREEN** with **NICOTINE**

If you're looking forward to a beautiful garden...vigorously roses and other flowers...take this timely tip NOW. Protect the plants both from diseases and insects with POMO-GREEN with NICOTINE. It's convenient to use, and can be either dusted or sprayed with your present equipment. Leaf-green in color, POMO-GREEN with NICOTINE leaves no unsightly spots on the foliage.

An ALL-IN-ONE MATERIAL

No need to fuss with additional materials during the season! POMO-GREEN with NICOTINE gives complete protection. Controls not only leaf-eating bugs and aphids, but diseases as well. Has highest rating in tests made by American Rose Society.

COMBINATION \$2.00



\$2.00

SEE YOUR DEALER FIRST

POMO-GREEN is available:

NIAGARA SPRAYER & CHEMICAL CO. Inc.
Dept. A, Middleport, N. Y.
Gentlemen

We pay the Transportation Charges

Attached find \$_____ in payment for item checked below

Name _____

Street _____

City and State _____

- 1 lb. can of Pomo-Green with Nicotine, with Dusting Gun \$2 (Complete Outfit)
- 1 lb. can of Pomo-Green with Nicotine 75c
- 5 lbs. Pomo-Green with Nicotine \$3
- Niagara One Quart Dusting Gun \$1.25

POMO-GREEN with NICOTINE

70,000 Copies Sold

The American Home Service Booklets

The Editorial Department of THE AMERICAN HOME has compiled this series of practical handbooks, and in recent months our readers have purchased 70,000 copies. Many of the booklets have recently been completely revised and greatly enlarged.

How Many Do You Want?

1. WHAT YOU OUGHT TO KNOW ABOUT HOUSE PLANTS Postpaid 10c
A valuable handbook of what to grow and how to grow house plants under difficult conditions.
2. MAKING LILY POOLS AND ROCK GARDENS .20c
Complete, detailed construction information with appropriate plantings for small pools and realistic rock gardens.
3. WHAT YOU OUGHT TO KNOW ABOUT ROSES .20c
J. Horace McFarland; J. H. Nicolas; Romaine B. Ware; C. E. F. Gersdorff and other famous Rose specialists.
4. 85 SMART INTERIORS .35c
Smart, simple interiors by famous decorators. 48 pages, beautifully illustrated with color schemes, descriptions, etc. An invaluable handbook, with original, practical ideas for every room in the house. Profusely illustrated.
5. THE AMERICAN HOME BOOK OF HOUSE PLANS \$.100
120 pages of houses—hundreds of them—costing from \$3,000 to \$25,000, with complete floor plans, costs, etc. America's foremost architects have made this book possible. Also many examples of remodeling with before and after illustrations and complete details as to cost, etc. This is a new and completely revised book, substantially bound, and if you are planning to build or remodel, you will find it invaluable. Mailed anywhere postpaid.
6. HOW TO MAKE SLIP COVERS & DRAPERIES Postpaid 10c
Famous interior decorators describe in detail how to make professional-looking covers and draperies. Profusely illustrated.
8. SUMMER CAMP AND LOG CABIN PLANS .20c
Comfortable, inexpensively built summer camps and log cabin plans, specifications, costs, etc.
9. 300 AMERICAN HOME RECIPES AND MENUS .40c
A new, completely revised and greatly enlarged book of 300 recipes and carefully planned menus. 72 pages. Hundreds of illustrations.
10. PERIOD FURNITURE COURSE .35c
Covers every important furniture period, with a story of their famous designers. Illustrated with drawings of rare museum originals, photographs of modern reproductions. 28 pages, all illustrated.

ORDER BY NUMBER and USE THE COUPON

THE AMERICAN HOME
Garden City, N. Y.

AH-5-34

Send me booklets No.

I enclose \$.....

Name

Address

These booklets have been compiled from material which has appeared in previous issues of this magazine. You will find each of them a veritable encyclopedia on the subject covered. Order by number and remit by check, money order, or currency.

are really treating the seed as the plants themselves treat it when self-sowing. Less hardy seed you can sow more safely later, generally in May, when danger from frost is past. And, fortunately, as our gardens are apt to need help in getting succession of bloom and in filling in bare patches at critical points, we can make still later sowings from time to time well into July, depending on the speed with which the varieties chosen mature (make sure of this).

When the ground has been dampened by wet weather, a very slight roughening of the surface helps to catch and hold the seed in place when light rains follow. These are the ideal seed sowing conditions. When the ground is very dry, seed simply scattered on the smooth surface without the aid of roughening is quickly caught up by wind and whirled away, or washed into two or three low lying patches by the rain.

Remember that the birds get some seed and that the hot, drying sun will kill off many little seedlings that have just germinated and not yet struck roots deep into the ground. The more carefully you sow by actually pressing the seed into the ground with boards, or your feet, or the palm of your hand, the more you reduce your losses. A little shade and protection helps most seeds. When the areas are not too large to be treated that way I have often used branches of privet to give slight shade, their leaves are so conveniently small; and spiraea prunings give excellent shade and protection by the thickness of their fine twiggling, even without leaves. Probably birch branches would do the same.

You can give your seedlings natural protection by sowing seed in with other plants, not of rank or heavy growth. Take for instance Iris, which grows comparatively slowly in a season and so never tends to smother its neighbors. If you are a tidy gardener and cannot, even in spring, bear to see any spot of soil in your garden acquire that comfortable, settled look, but have to scratch

KILL PLANT INSECTS SAFELY

USE HAMMOND'S SLUG SHOT
NON-POISONOUS
Simply dust the old reliable SLUG SHOT on vegetable or flowering plants. Quality is proved by over half a century's continuous use. The SAFE, sure, economical way to kill insects. Harmless to humans and pets. 1 lb. 25c—5 lbs. \$1.00. Sold everywhere.

GRAPE and ROSE DUST
Controls MILDEW—BLACK SPOT
Easy and safe to use. This fine powder (colloidal sulphur base), can be used on any plant to combat fungus. Especially recommended for roses, delphiniums, etc. 1 lb. 40c—5 lbs. \$1.50. Sold everywhere.
If your dealer cannot supply you, write us giving your dealer's name.
FREE: Complete garden enemy and trouble chart is yours for the asking. Your seed dealer will have these charts or they will be mailed directly to you.
HAMMOND PAINT & CHEMICAL COMPANY
10 Ferry Street, Beacon, N. Y.

Trim YOUR HEDGE

—in 1/10 the time!

Save Your Arms and Back
ELECTRIC HEDGSHEAR cuts light or heavy growth. Hedges, shrubbery or grass. Does a smoother job than hand shears. Saves hours of back-breaking work. Makes 10,000 cuts a minute.
New Cutting Principle—No vibration. Cuts forward or backward—nothing like it. Hedgshear runs from any lighting socket. Weighs only 5 1/2 lbs.—perfectly balanced, guaranteed long-lived. Recommended by leading Horticulturists and Gardeners.
Free Demonstration—Write for free demonstration—no obligation.
Syracuse Toelectric Mfg. Corp.
1728 N. Salina St.
Syracuse, N. Y.

Wilson's O. K. PLANT SPRAY

Save Your Flowers, Trees, Shrubs
Wilson's O. K. Plant Spray is sold by leading stores everywhere. The genuine may be identified by this famous Trade Mark. If your dealer cannot supply your requirements write us for prices and folder H-5.
WHY BUGS LEAVE HOME

Andrew Wilson, Inc., Springfield, N. J.

4 BLUE SPRUCE \$1
Seven-year-old genuine Colorado Blue Spruce. Bushy trees, three times transplanted. Average height 1 foot.
4 for only \$1.00 Postpaid
Write for our Spring bulletin, before you buy evergreens. Many valuable Special Offers.
Villa Park Evergreen Company
520 So. Princeton Ave., Villa Park, Ill. Post paid

At last! A Weed-killer FOR LAWNS!

—a powder that eradicates weeds and at the same time stimulates the grass to richer growth. Magic, you say? Nothing of the sort. ADCO WEED-KILLER is a sound scientific product, developed through years of experiment, and it will do more for your lawn in one hour than a month's hard labor at digging out weeds.
ADCO WEED-KILLER FOR LAWNS is sold in 3-lb. cans and 25-lb. bags. One pound is enough for 100 square feet. Seed and hardware dealers sell it—or if they haven't it in stock yet, we'll send you a 3-lb. sample can post-paid for \$1.00 or, still better, a 25-lb. bag for \$3.75.
ADCO, Carlisle, Pa.
Makers also of the famous "ADCO", which converts farm and garden rubbish into rich organic manure without animals. Send for "Artificial Manure and How to Make It"—FREE.

it up all the time to leave a crumbly surface for the satisfying appearance it gives of care and cultivation (which, as a matter of fact, will be much more needed later on), then this method will try your soul. For you must, of course, give time to let the seed germinate and take hold, undisturbed. But if for the sake of later results you are willing to tide over this awkward period when the young seedlings are getting their start with the aid of the bulb leaves' protection, in the end you will be well rewarded.

Sometimes, as a temporary way out when most of the money available for that year has gone into garden construction, you can have a very effective garden for a season simply by broadcasting annuals thickly over the entire area, keeping a large enough supply of seed on hand to add more from time to time for a fresh batch of bloom.

But when you do this, since the open spaces are large and important they should be generously planted with seed of the most reliable varieties. For this quality I would put Cornflower and Sweet Alyssum at the top of the list and the California Poppy (*Eschscholtzia*) and the Shirley Poppies close seconds. Remember that you had better choose between the two Poppies or else run plenty of the blue Cornflower as a color buffer between. Gypsophila, Nigella, and Cynoglossum all do well and many others nearly as well, depending on the care you give. The Chinese Forget-me-not (*Cynoglossum*) self sows almost as freely as Cornflower but seems to like a little shelter in the early stages.

All of these varieties suggested above for broadcasting thrive especially in full sunshine, as is true of most annuals. For this reason we can turn gratefully to that lovely blue *Nemophila* insignis, for it will generally do better with slight (or passing) shade. And when stumped for something to thrive in a blisteringly sunny, dry, exposed place, or to give summer color to the rock garden, if you are a little weary of the almost too reliable *Portulacas* and would welcome a different color, try that other lovely California wild flower, *Phacelia campanularia*. It is a little low bell flower of that rarest of flower colors, cobalt blue.

Free Book!

To Home Owners
Send for this wonderful book. Learn how song birds protect trees, plants and shrubs—destroy insects and save millions of dollars yearly. Joseph H. Dodson gives lifetime secrets of different birds and tells how to attract them. Thousands now starting bird sanctuaries. No place too small.
WHAT SONG BIRD EATS?
2000 Mosquitoes A Day? You'll find the answer in this book and many other valuable facts. It also contains full line of DODSON'S FAMOUS BIRD HOUSES, FEEDING STATIONS, ETC. Get your FREE copy today! If you want Color Photo Picture of your favorite bird, include 5c to cover expense.
JOSEPH H. DODSON, INC.
85 Harrison St. Bird Lodge Kankakee, Ill.

12 PEONIES \$1


Beautiful double varieties. Each different. Strong healthy roots. Colors perfectly balanced. Reds, whites, pinks. Will greet you each spring as long as you live, even if you neglect them.

30 IRISES \$1

One each of 30 beautiful varieties. A rainbow of colors. Pinks, whites, yellows, purples. Free catalog of PEONIES, IRISES.
HOME GARDEN CO. Box A. Lysander, N. Y.

GNOMES AND GARDEN FIGURES

Genuine Terra Cotta Colored—Weatherfast
About forty different models of the size illustrated in stock—\$5.00 each until closed out. New importations will be higher. This size is especially well adapted for rock gardens, individually or in groups, 10 ins. tall, pot 3 ins. diameter. Pamphlet No. 10.
F. B. ACKERMANN, Importer
50 Union Square New York City



Old English BOXWOOD

now at prices "direct-from-grower"
Genuine, old-fashioned dwarf box—most highly prized of all ornamental shrubs. Famous in American Colonial history—used in ancient Rome, early France, and England. Most romantic evergreen shrub—generally used only on large estates, but now made available to every home owner at most reasonable, "direct-from-grower" prices.

Your beautiful, health-certified plants selected from more than 1 1/4 million.
Now buy choice, full-foliaged plants from largest boxwood plantation in country. We specialize in boxwood—more than 1 1/4 million growing stock. Large, fibrous root systems assure thriving success when transplanted. Roots wadded with moistened moss and wrapped in waterproof paper—all ready to set out as garden edging, porch box, walk border, or gateway planting. Now is best time of year to plant. Do not delay making boxwood planting you've always wanted.

HOW TO ORDER
See how low these prices are for rare, genuine Old English Boxwood. Just indicate the case you want—send check, money order, or C. O. D. instructions direct to us. Your plants dug and shipped immediately.

Case No. 1—12 plants—4-5 in. foliage \$2.40
Case No. 2—12 plants—5 in. foliage \$3.50

YOU RUN NO RISK
Your satisfaction assured. You do not risk a penny in ordering these beautiful plants direct from us. If your plants are not strictly as we represent them, send them back and your money will be returned promptly.

FREE
Beautifully illustrated handbook included with each shipment or mailed free to interested home owners.
MAIL TODAY

Canterbury Maryland Boxwood
Box Lane, Easton, Maryland
Send me as offered above:
 Case No. 1—12 plants—4-5 in. foliage \$2.40
 Case No. 2—12 plants—5 in. foliage \$3.50
 New illustrated handbook free.
Name
Address

Get This Booklet FREE

How to Sprinkle and Trim Lawns and Shrubs
Greater lawn, shrub and hedge beauty than you've ever had before can be yours at lower upkeep costs.
DOUBLE ROTARY SPRINKLER
Next Best to Rain
More efficient sprinkling with less water consumption. Self-entire rotating principle assures even, thorough coverage "like a gentle shower" where and when you want it. Covers any circular area up to 80 ft. (more than 5000 sq. ft.) or down to 15 ft. in diameter, according to water pressure. Self-operating. Adjustable nozzle. Built of finest materials. Guaranteed!

ELECTRIC GRASS AND HEDGE TRIMMER
Ends old-style, back-breaking hand-tool methods. A wonder for quick, neat trimming of ragged grass edges around walks, flowers, shrubs, etc. Cuts 150 ft. of hedge in 20 minutes. Smooths and shapes. Sells at half usual price.
WRITE NOW for your free copy of illustrated Booklet full of helpful facts about caring for lawns, flowers and shrubs.
DOUBLE ROTARY SPRINKLER CO.
101 Candler Bldg. Kansas City, Mo.



MARGERY WILSON

America's authority on Charm. Personal adviser to eminent women of society, stage and business. Pioneer in the modern interpretation of Charm as a tangible, teachable principle.

Learn to be Charming

A BOOKLET
"THE SMART POINT OF VIEW"
WITHOUT COST

How much Charm have you? Just what impression do you make? Grade yourself with Margery Wilson's "Charm-Test." This interesting self-analysis chart reveals your various personal qualities by which others judge you. The "Charm-Test," together with Miss Wilson's booklet, "The Smart Point of View," will be sent to you without cost or obligation. This offer is made to acquaint you with the effectiveness of Margery Wilson's personalized training by correspondence.

A FINISHING SCHOOL AT HOME

In your own home, under the sympathetic guidance of this distinguished teacher, you learn the art of exquisite self-expression—how to walk, how to talk, how to acquire poise and presence, how to project your personality effectively—to enhance your appeal. Margery Wilson makes tangible the elusive elements of Charm and gives you social ease, charming manners, finish, grace—the smart point of view.

To receive the Booklet and the "Charm-Test" write to:


MARGERY WILSON

1148 FIFTH AVENUE - 30-E - NEW YORK, N. Y.

HERE'S A NOISELESS LAWN MOWER

A New Thrill in Cutting Grass

You'll get a new sensation—cutting grass and hearing no clatter. You'll marvel at the ease of operation and the perfect job. In fact, if you get behind a Yard-Man you'll want to take over the job of cutting your lawns yourself. *** The cutter reel is driven silently by V-belts—there are no gears. The cutting edges do not beat against the cutter bar—that din is entirely eliminated. Precision manufacturing, finest materials make the Yard-Man cut like sharp scissors and stay sharp longer. *** Examine Yard-Man at your dealer or write for Bulletin which illustrates and describes this long over-due lawnmower development. "YARD-MAN," Inc., Jackson, Mich.



The SILENT YARD-MAN Lawnmower

Stewart Fence—the Finishing Touch to Beauty and Privacy

Stewart Fences are designed to harmonize and become a part of the natural surroundings. Stewart Fences of Iron or Chain Link Wire assure the privacy that a home should command. Springtime is the most ideal time to Fence. Stewart nation-wide Fencing Service relieves you of all details.


Send 10c in stamps or coin for illustrated Fence booklet.

THE STEWART IRON WORKS CO., Inc.
201 Stewart Block Cincinnati, Ohio

Stewart FENCES



A studio house for the small family

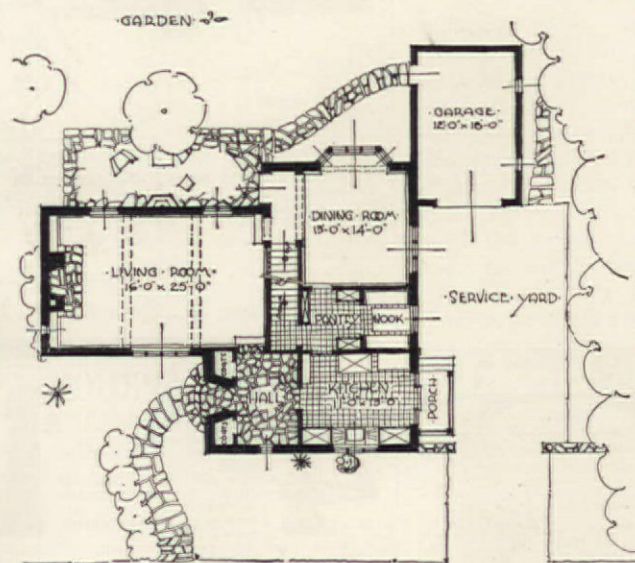


The delightful charm of an English cottage surrounds this little house, with its stone or whitewashed brick walls, shingled roof, and casement windows. One of the nicest things about it is the huge living room with its stone fireplace, which is two steps down from the hall and is designed with high beamed ceiling. This could serve well as a working studio, and in any event makes a living room of fine proportions. Large Douglas fir beams stained brown, and West Coast hemlock

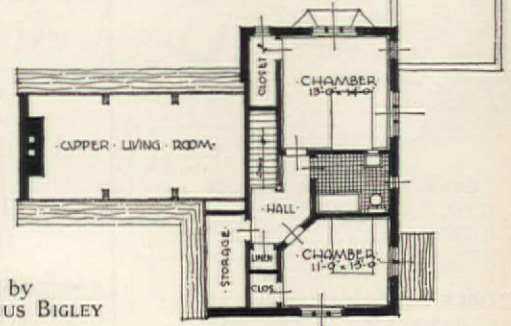
boards in random width for walls and floors, give a quality to the living room which only a wood interior can give. At the fireplace end two alcoves, one for a seat and one for books, accentuate the handling of wood for a decorative purpose, and at the opposite end an open staircase and entrance to the dining room beyond add still more to this fine architectural effect.

The dining room has walls of hemlock too, a bay window made up of five leaded casements, and a door opening onto the terrace. The service portion is well grouped and compact. On the second floor are two bedrooms and a bath.

The architect estimates that this house contains approximately 25,900 cubic feet, which at 30c a cubic foot would cost \$7,770.



Practical details of the plans shown above include two coat closets beside the entrance, a breakfast nook in the pantry, access to both kitchen and living room from the front hall, and a small latticed kitchen entrance at the side



Designed by
BERNARD ALOYSIUS BIGLEY



Again Federal Says . . .
A NEW ONE *if it Chips**

Save cooking time and trouble, save food flavor and vitamins—and save money . . . You can do it with Federal Chip-proofed Stainless Guaranteed Enamelware, because these beautiful utensils are unquestionably the most efficient and durable in the world . . . and they're very much more sanitary and easier to clean. Remember this ware provides vapor-seal Chromium Covers for healthful waterless cooking, Bakelite Knobs and quick heat-conducting Black Bottoms that save 20% to 40% on fuel. By actual tests it is 36 times more durable than ordinary enamelware.

INDIVIDUAL ITEMS AS LOW AS 95c
 (Slightly higher in Far South and West)

See this line in lovely colors and new, convenient shapes at your local Department, Hardware or Specialty Store or write . . . Federal Enameling & Stamping Company, Pittsburgh, Pennsylvania. World's Largest Manufacturer of Enameled Kitchenware.

FEDERAL

**CHIP-PROOFED STAINLESS
 GUARANTEED ENAMELWARE**



* 36 TIMES MORE DURABLE BY ACTUAL TEST



Here is a new, convenient Strainer Covered Sauce Pan in brilliant Mirror Black with Stainless White Lining . . . Another exclusive Federal Item.

CHOICE OF 4 COLORS
 GREEN • IVORY • BLACK • RED



"EASY POUR" TEA KETTLES




DUETTE SAUCE PAN SETS



VAPOR SEAL DUTCH OVENS



6 CUP TEA POTS



FEDERAL DRIP COFFEE MAKERS

Beautiful - Sanitary - Made to last a lifetime



THE HEIGHT OF GOOD TASTE

Only the Center Leaves—these are the Mildest Leaves



NOT the top leaves—they're under-developed—
they are harsh!

The Cream of the Crop

NOT the bottom leaves—they're inferior in
quality—coarse and sandy!

The AMERICAN HOME

Volume XI

December, 1933, to May, 1934



COUNTRY LIFE—AMERICAN HOME CORPORATION

Editorial Offices
444 Madison Ave., New York City

1934

Subscription Dept.
Garden City, New York

INDEX TO THE AMERICAN HOME

Volume XI—December, 1933, to May, 1934

Copyrighted, 1934, by COUNTRY LIFE—AMERICAN HOME CORPORATION, New York, N. Y.

- Accessories before the Food, 92
Accidents in the Home, 211
Agramonte, Alice L. A., article by, 231
Air Conditioning, 257
Alderson, Lillian C., article by, 117
Allen, Clementine MacArthur, article by, 35
Allen, Margaret Pratt, article by, 243-k
American Home Menu Maker, The, 30
Americana in the Kitchen
 III.—Pennsylvania Dutch, 94
 IV.—Scandinavian, 150
 V.—Cape Cod, 278
Anchorage, The, 330
Annals for 1934, All-American, 126
Apple Recipes, 94
Appliques for Quilts, 174
Architecture, The Origin of Present Day
 II—Characteristics of the Spanish House, 28
 III—Characteristics of the Georgian House, 76
 IV—Characteristics of the Colonial Style, 338
Are You Going to Build the House Yourself, 227
Aster, Los Angeles, 127
Attic, Why Not Use Your, 344
Austin, Jean, article by, 15
Away with Daily Grime, 148
Awnings, Renewing Weather-beaten, 341
Ayres, Margaret, article by, 35
- Back to the Red and White Christmas of Childhood, 8
Bade, E., article by, 40
Barbecues, Modern, 324
Barrett, Ralph, recipes by, 153
Barron, Leonard, articles by, 52, 106, 168, 232, 298, 374
Bartlett, Miriam, article by, 337
Beating the Insects to It, 380
Beauty on an Eighty-foot Lot, 315
Bedding, The Significance of Better, 88
Bedroom, Child's, by Bloomingdales, 198
Beede, Mr. H. L., home of, 53
Bell, Louise Price, article by, 340
Bells, Cups, and Stars, for Garden Rockery, 271
Bigley, Bernard A., house designed by, 382
Bird Bath, 65
Blair, G. M., article by, 93
Books, Children's, Mrs. Jones Shops for, 14
Breads, Hot, 349
Broadcast in May—and Hunt in June, 379
Brown, Dorothy Stacey, article by, 148
Brown, Mrs. John Edwin, home of, 72
Browne, R. B., article by, 210, 272
Build the House Yourself, Are You Going to, 227
Building a Log Cabin, 336
Bungalow, Charm and Economy in this, 223
Burke, J. Robert, article by, 257
Burton, Mrs. W. L., home of, 23
Butler, Mr. and Mrs. G. H., home of, 137
Buy or Not to Buy, To, 181
- * "C" Stands for Chestnuts, 172
Cabin, Building a, 336
 Plan, 284, 336, 367
 A Slab, 274
Cable, M. Marie, article by, 348
Cakes, One-egg, 97
- Calendula, Sunshine, 126
Candy Recipes, 35
Can-ouflaging, 260
Canterbury-bells, Annual, 126
Cape Codder transplanted to Rochester, A, 330
Card Table Suppers, 212
Cellar, What, No, 86
Century Plant, 40
Chairs, Watch for Pinch-penny, 140
Channing, Andrea, article by, 351
Chapin, Rollin C., house designed by, 274
Charm and Economy in this Small Bungalow, 222
Chestnuts, "C" Stands for, 172
Chestnuts for the Hearth, 27
Children a Chance to Help, Give the, 340
 Only, This Page for, 35
Children's Books, Mrs. Jones Shops for, 14
Child's Garden, A, 141
Christmas Dinner, A Dickens, 5
 of Childhood, Back to the Red and White, 8
 Recipes from Embassy Kitchens, 36
Christopher, Mr. Burt E., home of, 135
Clark, Mr. and Mrs. Cameron, garden of, 243-a
Cleaning Aids, Modern, 148
Colonial Doorway, 180
Colonial Style House, Characteristics of the, 338
Color Disguises, Gay, for Winter Ravages, 328
 from May to October, 270
 Simple Tricks With, 268
Colors, Neutral, Are Safe and Blameless, 319
Concrete for Permanent Patchwork, 210
Cookery History, 214
Cooper, William, article by, 227
Corners, A New Deal for Neglected, 320
Cream Pies, 279
Creole Breads and Biscuits, 151
Crown of the House—Its Roof, 144
Cruger, William F., article by, 118, 195, 252
Cupboards, Built-in, 128
Cures for Post-Holiday Doldrums, 69
- Dahlia
 Eleanor Roosevelt, 19
 Fireman, 18
 Grandee, 18
 Jack, 53
 Man o' War, 19
 Paul Pfitzer, 19
 Spitzenberg, 18
 Spotlight, 18
Dahlia Honor Roll, 18
 Review, Annual, 18
Damon, M. Marie, article by, 346
Dampness through Stucco, 100
Davison, Eloise, article by, 345
Daylily, Mrs. H. H. Betscher, 322
Decorate, and Yet Conserve our Evergreens, 39
Decorating, Right and Wrong, 169
Depression, Thanks to the, 243-k
de Vyver, J. James, article by, 380
Dickens Christmas Dinner, A, 5
Dinette, How I Made My, 115-d
Dining Room by John Wanamaker, 122
Discovered—the Perfect Kitchen, 346
Dollar Ideas, 51, 112, 146, 225, 284, 297, 371
- Doorway, Remodeling the Entrance, 166
Dormon, Caroline, painting by, 314
Doyle, Mr. and Mrs. E. M., garden of, 234
Dressing Tables, 335
- Eaton, Charlotte L., article by, 317
Edgerton, Howard H., article by, 165
Editor Goes to St. Louis, The, 20
Edson, Norman, photograph by, 300
Egleston, Lillian, article by, 379
Ellsworth, Catherine L., recipes by, 98
Elzemeyer, Mrs. E., home of, 21
Ernst, Joseph L., article by, 144
European Praying Mantis, 40
Exhibit of Landscape Architecture, 243-a
Exhibits of the Month, Local, 312-c
- Fabrics, Upholstery, 328
Fairy, Mrs. John L., quilt designs by, 174
"Family Wash" at home, Doing the, 90
Fenerbacker, Mrs. A. H., home of, 23, 70
Festivities, Foreign Christmas, 36
Field, Florence E., recipe by, 34
Fillebrown, A. Louise, article by, 332
Fireplaces, Outdoor, 324
Flather, Ralph Francis, cabin designed by, 337
Floors, Doing Over Old, 272
Flower Arrangements, 124, 191
 Show, How to Visit Your, 192
 Show Prizes, Walking off with, 190
Flowers that Bloom before Spring, The, 80
Footscrapers, 267
For April Showers, 267
Ford, Lauren, home of, 317
For the Home Craftsman
 A Treasure Chest, 44
 Decorating a Fruit or Nut Bowl, 100
 Nail Keg Furniture, 173
 Fruit Box Bookcase, 222
 Lighting Fixtures from Gelatin Moulds, 294
Fothergilla major, 374
Fordyce-Crossett cottage, 86
France, Beulah, article by, 211
Fruit Roly Polies and Steam Puddings, 215
Fruit Fritters and Cream Pies, 279
Furlong, Ethelbert E., garden designed by, 243-a
Furniture, Nail Keg, 173
 With a Dual Personality, 17
- Games, 38
Garden Facts and Fancies, 52, 106, 168, 232, 298, 374
 Features, 64
 Gadgets, 272
 Gate, The, 302
 Hillside, 117
 Houses, Little White, 324
 My Gay Little, 245
 of Loveliness in San Diego, 66
 that's Really Lived in, 201
 Vegetable, Earns its Space, 87
 Water, 193
Gardening, Rock, First Steps in, 143
Gardens, Prize-winning, 234
Gate, Garden, 64, 302
Gaut, Helen Lukens, article by, 302
Geisinger, Mrs. A. W., home of, 136
Georgian House, Characteristics of the, 76
Gifts to Make for Christmas, 42
- Give a Gift to Your Home, 3-a
 Them a Chance, 340
Goldsmith, Margaret, article by, 201, 268
Goodenough, Louis, article by, 259, 327
Gould, Jessie F., article by, 270
Graf, Don, articles by, 28, 76, 338
Greene, Mr. and Mrs. M. M., home of, 4
Greens Time, Springtime Is, 351
Grime, Away with Daily, 148
Groth, Milt and Eleanor, article by, 274
Guethhoff, Lawrence, drawings by, 243-c
Guilford, Frederick Morse, article by, 223
- Hale, Herbert M., article by, 312-j
Ham and Egg recipes, 153
Hamilton, Jefferson M., article by, 84
Happy Endings, 281
Happy Endings for Hearty Meals, 33
Hardy Everblooming Climbing Roses, 247
Harris, Mrs. James W., home of, 74
Heating Unit, Locating the, 100
Herzog, Caroline F., article by, 115-d
Hillside Garden, 117
Hollies of the World, 10
Home, Making a House a, 312-i
Homecrafts Project, The New Rural, 312-g
Homefurnishing Arts, Photographs by courtesy of, 138
Homemaking Around the Globe
 VI—Alaska, 24
 VII—Caribbean Cruise, 78
 VIII—China, 132
 IX—Mexico, 206
 X—Soviet Russia, 331
Hoshour, Mr. and Mrs. Harvey S., home of, 274
Hospitality, 179-e
Hot Muffins, Hot Breads, 349
House plan, 115-a, 179-k, 182, (\$6,000) 183, 184, 185, 186, 187, 188, 189, 223, 238, 261, 262, 263, 264, 265, 266, 274
House, A Self-inflating, 179-c
 The Same—with a Different Spirit, 205
Houses, Little White Garden, 324
Huntington-Wilson, Hope, article by, 190
- Illusion of What You Want—With What You Have, 332
Industrial Arts Exposition, 312-c
Insect, A Beneficent, 40
Insect Control, 380
"Inside" Story of Two Sofas, The, 138
Irises of Louisiana, Wild, 314
Is Your Home the Safe Place You Believe it to Be, 211
- Jackson, Mrs. Sam, garden of, 234
Jennings, Wallace D., article by, 189
Johnson, Barbara Lee, article by, 94, 150, 278
Johnston, Thomas H., article by, 204
Jones, Inez Weed, article by, 313
- Kabel, John, photograph by, 244
Keeler, Caroline Stansbury, article by, 35, 42
 dressing tables designed by, 335
Kern, Marjorie Dobbins, article by, 193
Killam, Muriel J., article by, 312-i

- Kitchen, Discovered—the Perfect, 346
If You Must Dine in the, 313
Knight, Howard B., house designed by, 189
Knox, Katherine Jenckes, article by, 79
Krause, Mr. C. H., home of, 20
Kogin, Mrs. Edwin, home of, 52
Kuhne Galleries exhibition, 179-a
- Landscape Architecture exhibit, 243-a
Laundering Costs, Home, 90
Lenten Dishes for Fastidious Palates, 217
Lest You Sell too Much, 189
Let's Give Something Fine This Christmas, 15
Lewis, Mary, article by, 63
Lienhard, Robert H., house designed by, 183
Lighting Fixtures from Gelatin Moulds, 294
Lilac Time, Maytime Is, 322
Linaria, Fairy Bouquet, 126
Lindeberg, Harrie T., house designed by, 180
Living Room by Lord & Taylor, 123; by W. & J. Sloane, 256
Log Cabin, 284
Building a, 336
Chinking, 100
Loghaven, A Slab Cabin, 275
Look to the Shady Side, 243-h
Longyear, William, article by, 44, 101, 173, 192, 222, 294, 315
Games by, 38
Lucht & Anderson, house designed by, 115-a
Lupher, Mrs. P. W., home of, 135
Lutes, Della T., article by, 90
- Magnolia Heralds Spring, The Sweet, 248
Making a House a Home, 312-i
Manville, Estelle, article by, 59-a
Marigold, Dwarf French, 127
Marley, Jarrold C., recipes by, 151
Maytime Is Lilac Time, 322
Maytime Is Moth Time, 342
McCully, Anderson, article by, 142
McGrath, Mr. and Mrs. H. L., home of, 136
McMillan, Mr. and Mrs. C. H., home of, 73
Menu Maker, The American Home, 30
Miller, Mrs. Herbert C., home of, 73
Modern Art in the Home, 179-a
Modern Furnishings, 60
Monday's Oratorio, 345
Monroe, Mrs. J. R., garden of, 243-a
Moreland, Elsie King, article by, 69
Moss, Doris Hudson, recipes by, 31, 95, 212
Moth Time, Maytime Is, 342
Mrs. Jones Shops for Children's Books, 14
Muffins, Hot, 349
Music Lessons, The Parent's Part in, 165
Music Room by J. L. Hudson, 199
My Gay Little Garden, 245
- Nasturtiums, Double, 232
New Deal for Neglected Corners, A, 321
New Reader's Service, A, 30
Newett, Mr. and Mrs. E. L., home of, 134
Nicolas, J. H., article by, 247
- Oddments in the News, 3-c
Of Interest to You, 48, 107, 157, 220, 304, 356
Oram, Gertrude, article by, 141, 276
Orchard, Mrs. H. C., home of, 22
Orchids as House Plants, 171
Origin of Present Day Architecture, 28, 76, 338
Outdoor Dining Place, 65
Oval, Mr. and Mrs. C. J., home of, 136
- Packing Box, Table, and Apple Barrel, 334
Paddleford, Clementine, article by, 5
Paine, Barbara B., article by, 214
Parent's Part in Music Lessons, 165
Path, Stone, Easily Built, 63
Patrick, Mrs. Pearl Haley, article by, 171
Payne, Mr. and Mrs. W. L., home of, 71
Pendlebury, Jonas, article by, 100, 166
Pennies Will Paint Your Summer Home, 337
Period Furniture
I—18th Century, 118
II—Modern, 194
III—Directoire, 252
Perrett, Antoinette, photograph by, 82
Petunia, Giant Double Fringed, 127
Pink Gem, 127
Philadelphia, The Graceful, 208
Pink House in Rye, A Little, 317
Planked Platters to Foil Commotion, 348
Poinsettias May be Perennial, 59-d
Pope, Mrs. Charles L., article by, 330
Portfolios
Architectural, 28, 76
Built-in Cupboards, 128
Lilacs, 322
Magnolias, 249
Period Furniture, 118, 194, 252
Poteat, Anne G., article by, 158
Prixley, Aristene, recipes by, 217
Prize-winning Gardens, 234
Puddings, Steamed, 215
Putz, Alfred, article by, 143
- Quilts, Appliques for, 174
Quilts at Home, Red and Green, 159
- Recipe, Where Is My Favorite, 295
Christmas, from Embassy Kitchens, 37
Favorite, 102
Reed, Herbert, summer cabin of, 337
Reese, Mrs. W. R., home of, 21
Reichert, Mrs. Albert, home of, 52
- Remodeled Bungalows, Two, 204
Remodeled House, 205
Remodeling Pays, 84
Remodeling the Entrance Doorway, 166
Renewing Weather-beaten Awnings, 341
Right and Wrong of It, The, 169
Riley, Lucile Briton, article by, 243-h
Robinson, Marion, article by, 342
Rock Gardening, First Steps in, 142
Rockery, Bells, Cups, and Stars for Garden, 271
Rolston, Brown, article by, 86
Roofs, Important Points on, 144
Roorbach, Eloise, article by, 66
Rose, Mercedes Gallard, 247
Roses, Hardy Everblooming Climbing, 247
Rugs that go Down, Style Is Up in the, 326
- Sailor's Haven, 312-j
Sanborn, Katherine Yates, recipes by, 281
Scabiosa, Giant, 126
Schellenberg, Mrs., garden of, 234
Screen Previews of New Fabrics for Summer Draperies, 258
Screens, Schemes for, 243-c
Seeds, Getting the Utmost from, 142
Self-inflating House, A, 179-c
Setz, Mrs. C. F., home of, 22, 71
Seven-room House in Minneapolis, Minn., 274
Sexton, Carlie, article by, 159
Shady Side, Look to the, 243-h
Shaffer, Elizabeth, recipes by, 34, 215, 240, 279
Shanofelt, Clara, article by, 319
Sharpless, Mrs. J. M., article by, 47
Shaw, Howard I., houses designed by, 184, 185, 186, 187, 188, 238, 261, 262, 263, 264, 265, 266
Shumway, Harry Irving, article by, 373
Silver for Christmas, 12
Simple Tricks with Color, 268
Spiced Foods for Candle-lighted Tables, 31
Smith, Gretchen, article by, 36
Smith, Mrs. H. D., home of, 182
Smith, Leon O., article by, 336
Smith, Lois Tracy, article by, 46
Soap and Water Attack, The, 345
Sofas, The "Inside" Story of Two, 138
Spacious House for \$6,000, 183
Spanish House, Characteristics of the, 28
Spring Refurnishing, 203
Springtime Is Greens Time, 351
Streeter, Edward, article by, 179-c
Studio House for the Small Family, 382
Style Is Up in the Rugs that Go Down, 326
Sunday Night Suppers, 93
Supper Menus, 277
What Shall the Youngsters Have for, 276
- Suppers, Card Table, to Eat by the Hearth Fire, 212
Sunday Night, 93
Sweet Pea, Burpee's Ruffled, 106
- Tables for the Holiday Season, Gay and Original, 3-c
Tarkington, Mrs. Booth, garden of, 82
Terhune, Florence B., article by, 88
Thanks to the Depression, 243-k
Thiessen, George J., article by, 341
Things to Make for Christmas, 42
This Page for Children Only, 35
Tigridia, 168
Tithonia, Mexican, 232
To Buy or Not to Buy, 181
Toys, Educational, 354
Tulip-poppy, 127
- Uninterrupted Color from May to October, 270
Utensils, Kitchen, 92
- Vegetable Garden Earns Its Space, The Home, 87
Verbena, Danneborg, 126
Spectrum red, 127
Vincent, Virginia, article by, 260
Visions of Spring, 124
Von Schmidt, Harriet, article by, 321
- Walking Off with Flower Show Prizes, 190
Wall Treatments, Unusual, 68
Wallis, Frank, drawings by, 27, 64, 325
Wallpapers, 332
Walls, Damp-proofing Cellar, 100
Watch, too, for Pinch-penny Chairs, 140
Water Garden, 193
Waterfall is Not Expensive, A, 193
Watlington, Mrs. F. W., article by, 79; home of, 79
Weather-vanes, 267
Wertz, Sylvia Starr, and Joseph B., article and photographs by, 124
Westchester Historical Exhibit, 59-a
Wilson, Helen Van Pelt, article by, 39, 59-d
Winn, Lucy Clay, article by, 205
Wire "props" for the Garden, 373
What, No Cellar?, 86
What Shall the Youngsters have for Supper, 276
When March Winds Blow, 203
Where there's a Hill, There's a Way, 117
White, F. J., article by, 156
White, Frances French, article by, 271
Wood Chests for the Hearth, 26
Wood, Harrie, drawings by, 146
Wood, Marni Davis, article by, 8, 80
Wright, Russel, article by, 60
Wyman, Adele, article by, 243-c
- Your Home and Your Nose, 257
Your House—Its Care and Repair, 100, 166
Zinnia, Dahlia-flowered, and Lilliput, 168

