

10¢

# The AMERICAN HOME

APRIL 1933

*House plans : home financing & building news :  
gardening : advance spring decorating ideas*



No one else need know  
 your hands do such work...  
 ... or that your kitchen sink is  
 not brand new



not brand new

No indeed... not if you give a thought to the cleanser you use on your sink!

Harsh, gritty cleansers roughen and reddden your hands—and mar your fingernails. They also scratch and scar the glossy surface of your sink—make it dull, dingy and old-looking.

*But Bon Ami is different!* Bon Ami cleans thoroughly, quickly and well—without injury to the lustrous surface—without harm to your hands and fingernails. Try this scratchless cleanser and see for yourself what fine polish it keeps on your sink... how soft and unroughened your hands are, after using it.

There are other things you'll like about Bon Ami. It is odorless. It doesn't leave gummy sediment in the bottom of your sink. It does not collect in and clog up drains and pipes.

You can get Bon Ami in a lovely *Deluxe Package* designed especially for bathroom cleaning, as well as in the regular *Powder* or *Deluxe* packages for kitchen and general cleaning.




Copyright, 1933, The Bon Ami Co.

**BON AMI** "hasn't scratched yet!"

**\$250 A MONTH FOR LIFE!**



*No wonder people with Retirement Incomes live longer. No work. No worries.*



*You can enjoy six months' vacation twice a year with a Phoenix Mutual Retirement Income.*



*The Phoenix Mutual Plan enables you to say good-bye to money worries for good.*

## The Phoenix Mutual Retirement Income Plan

**T**HIS new Retirement Income Plan enables you to retire at 55, 60, or 65 with a monthly income of \$100, \$250, \$300 or more.

Suppose you want to retire at 60 on \$250 a month. You make sure of: 1. An income of \$250 a month for yourself, beginning at age 60 and lasting the rest of your life. 2. A life income for your wife if you die before age 60. 3. A monthly income for yourself if, before age 55, serious illness or accident stops your earning power for good.

A Retirement Income may be paid for in monthly installments. It goes into effect the minute you pay your first installment. Even if you should become totally disabled you would not need to worry, because your install-

ments would be paid by us. And you would be paid a disability income besides.

No wonder more than 25,000 people have already adopted this new Plan. It offers the most complete possible freedom from money worries. The Plan is backed by the Phoenix Mutual, an 80-year-old company with \$600,000,000 of insurance in force.

Other benefits which may be included are: Money to leave your home clear of debt. Money to send your son to college. Money for emergencies. Money for special needs.

An illustrated 24-page free booklet fully explains this new Retirement Income Plan. No cost. No obligation. Send for your copy today.



APRIL 17-23



PHOENIX MUTUAL LIFE INSURANCE CO.,  
790 Elm St., Hartford, Conn.

*Send me by mail, without obligation, your new book, "THE PHOENIX MUTUAL RETIREMENT INCOME PLAN"*

Name \_\_\_\_\_  
 Date of Birth \_\_\_\_\_  
 Business Address \_\_\_\_\_  
 Home Address \_\_\_\_\_

Copyright 1933, P. M. L. I. Co.

# ON THE HEARTH OF THE AMERICAN HOME



Home of Mr. Silas H. Andrews  
East Meadow, Long Island, N. Y.



Home of Dr. A. A. Rock  
Wauwatosa, Wisconsin



Home of Mr. and Mrs. E. B. Langworthy  
Weekapaug, Rhode Island



Home of Mr. and Mrs. Edward K. Tewksbury  
Randolph, Vermont



Home of Miss Cora Emilie Noyes  
Washington, D. C.



Home of Mrs. M. L. Carter  
Shreveport, Louisiana

## Over the Editor's desk

NO HARM in calling it by the same old title, since it's to be used for saying "Thank you" to all those nice letters about the February cover. All the covers, since the November one, have been my own ideas, and this valentine cover a pet one. Naturally, I simply wallow in all your praise. Such fun it was, poking through a whole drawer of lovely, old, fragile valentines, many of them endearingly inscribed in inks almost entirely faded out. The old ivory pin and earrings are heirlooms of a friend—and wasn't the florid Spencerian writing reminiscent of those days in school when they made us do spirals, hour on end? Not a born Spencerian myself, I remember starting on the line, but somehow at the bottom of the page there never was room and they went off on a beautiful angle—or else the lines on my paper were crooked!

And another very special thanks for all the other friendly letters this past month. Mr. A. N. C. of San Francisco for one, who wrote, "I like that magazine you edit. One of the biggest dime's worth I regularly invest in—a soul-satisfying magazine." To be honest, I should have included his admonition never again to say "A. C. current" since A. C. means Alternating Current. However, he softened the blow by adding that many magazines edited by and for the engineering profession made the same error. Well, we should have liked your letter anyhow, Mr. A. N. C., even if you hadn't added that! . . . And D. E. R. of Scituate, Mass, who thanked me for all the thought I put into the magazine. Dear Doris, it's only fifty per cent thought. The rest is all fun—and that combination is not dull nor at all hard work. . . . Mrs. J. W. of Omaha, Nebr., wished that I might always edit THE AMERICAN HOME . . . just when I was looking forward to spending my old age as a mother-in-law and enjoying all the carping privileges we read about. Anyhow, it's a mighty nice wish and right now, I hope so myself. . . . And I must not forget to mention here Mrs. N. B. B. of Tupelo, Miss., who wrote that her husband gave it to her for her birthday. It may sound mercenary, but we do wish you many more American Home birthdays.

It was hard to stop there, with so many other nice letters to choose from. But please know the "Thanks, everybody" includes you too. As soon as ever spring comes and all the little homes in the country look their best, I shall be off again to take more photographs of readers' homes, just like those we showed in the February issue. Hope I get to yours!

## AMERICAN HOME PORTFOLIO ~ 1

Be sure to file the articles on building under their respective classifications as explained on page 252 of this issue.

## Contents

National Edition

APRIL, 1933 Vol. IX, No. 5

Cover Design by Harry Marinsky	
A Charming Florida Gateway . . . . .	196
It Is Really Cheaper to Buy Than to Rent!	
<i>William C. Dudgeon</i>	197
Financing the New Home . . . . .	198
<i>J. Horace McFarland</i>	
Before You Sign That Contract	
<i>Wallace D. Jennings</i>	199
The American Home Portfolio of Small Homes . . . . .	200
New Spring Fabrics and Some New Wallpapers	
<i>Florence Brobeck</i>	206
Tricks with Wallpaper . . . . .	208
<i>Pierre Dutel</i>	
True Blue of Garden Life . . . . .	210
<i>Howard Weed</i>	
Good Garden Neighbors . . . . .	212
<i>Jessie F. Gould</i>	
If You Like Fish . . . . .	214
<i>Betty Lou McKelvey</i>	
Smart, Watery Homes for Fish . . . . .	215
There's Always Room at the Top . . . . .	216
The Small Garage Keeps Pace . . . . .	218
<i>Daniel D. Merrill</i>	
Build It First with Scissors and Paste Pot . . . . .	220
Rhododendrons Need Less Care than Most Plants	
<i>G. G. Nearing</i>	222
What to Plant for Garden Color	
<i>Romaine B. Ware</i>	224
Eggs and Mushrooms for Lent . . . . .	225
<i>Dorothy Blake</i>	
Make Mine Chocolate . . . . .	226
<i>Mrs. Penrose Lyly</i>	
Lest You Think of Measles . . . . .	228
<i>Ellen D. Wangner</i>	
First Aid in Stain Removal . . . . .	238
Reclaiming a Long Island Farmhouse	
<i>Helen Everett</i>	239
Simple Meals for Busy Folk . . . . .	241
<i>Gertrude S. Jones</i>	
Good Buys of the Month . . . . .	244
Our April Decorating Lesson . . . . .	245
Garden Facts and Fancies . . . . .	246
<i>Leonard Barron</i>	
Dollar Ideas . . . . .	249
A Little Rock Garden . . . . .	251
<i>Mrs. Francis P. Hallinan</i>	
Our Insect Campaign . . . . .	253
Reminders from a Gardener's Diary . . . . .	254
Index to Advertisers . . . . .	256

MRS. JEAN AUSTIN  
Editor

LEONARD BARRON  
Horticultural Editor



House in Knoxville, Tenn. Architects, Baumann & Baumann, Knoxville. Finished with Cabot's Old Virginia White and Cabot's Green Gloss Collopakes. Insulated against summer heat and winter cold with Cabot's Quilt.

## When You Paint This Spring Will Your Home Set a Standard for Beauty?

THIS house, which is finished with Cabot's Old Virginia White and trimmed with Cabot's Green Gloss Collopakes, won Honorable Mention in the *House Beautiful* Fifth Annual Small-House Competition. "Each house", said *House Beautiful*, "must set a high standard in the neighborhood in which it happens to be placed."

If you are painting your house this spring, or building a new one, be sure that your house has a beautiful and durable finish that will set a standard. Cabot's Collopakes and Cabot's Creosote Stains will give such a finish, inside and out, to brick, stone, stucco, cement and wood.

Write us for full information about these scientific colors. They have many advantages not found elsewhere, because they are made by a patented, exclusive colloidal process.

# Cabot's Collopakes

Modern Scientific Colors For Every Paint Use

*Samuel Cabot*  
Inc.  
Manufacturing Chemists

141 Milk Street  
BOSTON, MASSACHUSETTS

Gentlemen: Please send me full information on Cabot's Collopakes


Name.....

Address.....

AH-4-33

# THE NEW 10★ GENERAL ELECTRIC

*The ONE outstanding feature  
in Refrigeration*



## "TEN STAR FEATURES!"

★ *New Monitor Top* of striking beauty with smooth walls. Famous "on-top" sealed-in-steel mechanism.

★ *New All-Steel Cabinet*, porcelain inside and out. Sturdy, modern, styled for the years.

★ *New Sliding Shelves*, Adjustable in Height. More usable storage space. Shelves slide out at finger's touch.

★ *New Stainless Steel Freezing Chamber*. Cannot chip or rust. Freezes more ice faster. Open, sanitary; no food odors. Easier cleaned.

★ *New Semi-Automatic Temperature Control* for fast or slow freezing. Equipped with new G-E defroster. Refrigeration uninterrupted.

★ *New Automatic Interior Lighting*. When door opens, interior is flooded with light.

★ *New Foot-Pedal Door Opener*. Door swings open at touch of toe on floor pedal.

★ *New Hardware with Semi-Concealed Hinges*. Chromium finish. Won't tarnish. Finger-tip latch.

★ *Completely Equipped with Food Containers* of covered glass, Chiller Tray, and Vegetable Pan.

★ *Carries the Unparalleled 4-YEAR SERVICE PLAN* of General Electric... world's largest electrical manufacturer.


AGAIN General Electric sets new standards in electric refrigeration! New beauty—new styling—new features—more value per dollar. The new 10★ G-E freezes more ice faster—consumes less current—operates so quietly you scarcely hear it. New *all-steel* cabinets are gleaming porcelain inside and out—beautifully modern in design. See them at the G-E dealer's. ● No other mechanism has matched the Monitor Top record for dependable, trouble-free service. Within walls of ageless steel every moving part is sealed against air, dirt and moisture; safe from neglect or abuse; requiring no attention, not even oiling. 1 out of 3 electric refrigerators in use today is a G-E Monitor Top.

There's a General Electric model, size and price to exactly meet your requirements. Terms as low as \$7 down and \$7 a month. General Electric Co., Electric Refrigeration Department, Section F4, Hanna Building, 1400 Euclid Avenue, Cleveland, Ohio.

We urge comparison of the G-E Junior with any other flat-top refrigerator carrying a 1-Year Warranty. Prices as low as

**\$99<sup>50</sup>**

Plus Tax and Delivery

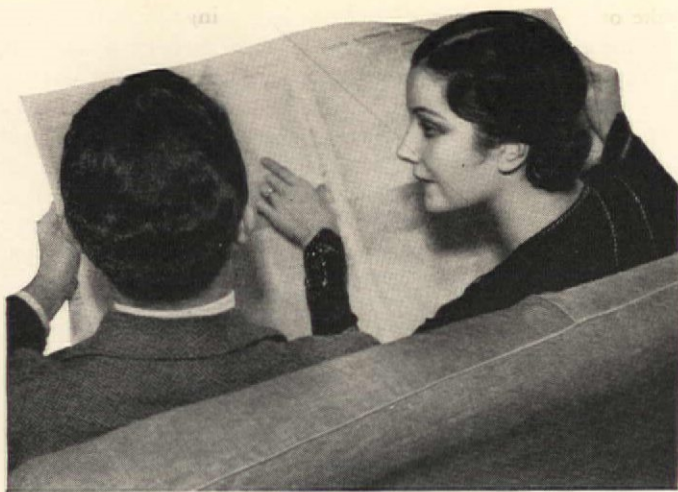




Home in Jacksonville, Florida. Bernard Wells Close, architect

Costain

## *A Charming Florida Gateway*



Ewing Galloway

Perhaps you have tried to figure out this eternal question in dollars and cents, only to be convinced that your final figures tell a false story. Every possible item of expense is counted in Mr. Dudgeon's method for arriving at an accurate conclusion as to the relative merits

William C. Dudgeon proves

# IT IS REALLY CHEAPER TO BUY THAN TO RENT!

THIS question of renting or buying is one over which millions have puzzled in centuries past, and over which oncoming generations will continue to ponder as time goes on. The divergence of opinion, however, can be easily accounted for. Few take the trouble to figure out in dollars and cents the cost of one as compared with the other, or, if they do, they commit certain common errors which make the final figures tell a false story.

For example, take a man who is contemplating the purchase of a home on contract for, say, \$10,000. He figures that, at six per cent interest, his home will cost him the \$600 interest that he would receive each year, were he to invest this sum in six per cent bonds instead. The fallacy of this line of reasoning lies obviously in the fact that, in buying a home on contract, he does not start with an investment of \$10,000, but probably makes a down payment of only twenty-five per cent, or \$2,500. In other words, the interest he loses in a year is not \$600, but only \$150. Or, if he keeps his money in a bank savings account, at three per cent interest, he sacrifices only \$75 per year in interest.

The same inaccuracy creeps into the figures at various stages during the period between the time of purchase and the time of the final payment. At the end of approximately five years, to continue the above example, the purchaser would have \$5,000, or thereabouts, invested. He is then apt to figure that his home is costing him \$300 a year in interest. In

doing so, he overlooks the obvious fact that the additional equity which he has built up during the five-year period is not original capital which could have been put out at interest but is, in reality, a profit which would otherwise have slipped through his fingers in the form of rent money, and for which he would not have anything to show but a bundle of rent receipts.

The logical method of arriving at an accurate conclusion as to the relative financial advantages of one method of living over the other is to place the two in juxtaposition, so that they may be compared on a dollar-for-dollar basis.

Let us assume that a family paying \$100 per month rent for a flat purchases and moves into a single residence costing \$12,000. The down payment on the contract would be in the neighborhood of \$3,000, with a monthly payment of one per cent of the balance, or \$90. The first year's cost of owning such a home is then a matter of simple computation:

Aggregate monthly payments	\$1080.00
Taxes, insurance and upkeep (4% of value of house and lot)	480.00
Cash Outlay	1560.00
Interest on \$3,000 down payment	180.00
Gross Cost	1740.00
Less portion of monthly payments credited on principal	555.12
<b>NET COST</b>	<b>\$1184.88</b>

In other words, as compared with an annual expenditure of \$1,200 for rent, there is a small saving during the first

year of home ownership, even without taking into consideration the fact that, if the house is newly built, the upkeep during the first year would be practically nil. This annual saving increases year by year as the interest charges on the unpaid balance steadily decrease until, at the end of approximately eleven years, when the house is fully paid for, there is a saving of \$540 per year. This saving then continues year after year throughout the lifetime of the owner. The annual cost of occupying the home after the completion of the monthly payments is as follows:

Interest on down payment	\$180.00
Taxes, insurance, and upkeep	480.00
<b>Total</b>	<b>\$660.00</b>

"But what about depreciation?" you ask. "Shouldn't this be taken into account because, by the time the home is paid for, it probably could not be sold for \$12,000."

A pertinent question!

Suppose, then, that the best price that could be obtained were as low as \$8,000. At first thought, this would seem to entail a \$4,000 loss. But, remember, all you have to get back in order to break even is the original payment of \$3,000, plus the interest which this sum would have earned during the eleven-year period—or a total of \$4,980. In other words, if the home were sold for \$8,000, there would be a clear profit of \$3,020, without counting the annual savings ranging from \$15 to \$400 throughout the eleven-year period of time that elapsed.

It will be readily seen that the reason why this method of acquiring a home works to the advantage of the purchaser is the fact that a large portion of the money which he would otherwise be expending for rent is being credited to him, month after month, as principal. It follows, therefore, that the situation is somewhat different if cash is paid in full at the time of purchase, because the sum originally invested would necessarily be considerably larger. Similarly, the interest on the capital tied up would also be greater than in the case of a purchase on the time-payment plan.

For the sake of comparison, let us assume that the same \$12,000 home is purchased for cash. If the home is a new one and is purchased from the builder, the usual fifteen per cent discount allowed for cash would bring the purchase price down to \$10,200. The annual cost of owning such a home would then be as follows:

Interest on \$10,200 . . . . .	\$ 612.00
Taxes, insurance, and upkeep . . . . .	408.00
Total Yearly Cost . . . . .	\$1020.00

One of the disadvantages of purchas-

ing for cash, it is apparent, is that the annual cost of home ownership does not decrease from year to year as it does in the case of a purchase on the land contract plan. True, during the first year of ownership, the net cost, in the case of a home purchased for cash, is slightly less. But, on the time-payment plan of purchase, the cost decreases steadily until, at the end of eleven years, it is reduced to \$660 per year, remaining at that figure thereafter.

Depreciation is an item that must also be taken into consideration if a home is purchased for [Continued on page 230]



Home of Mr. J. J. Herman, Orchard Park, N. Y. Floor plans on page 235 Hudson & Hudson, arch'ts.

No nation ever took up arms in defense of a boarding house or an apartment house. We are citizens in the deepest sense only when we are of the land, on the land. Mr. McFarland has been associated with building and loan associations for twenty-five years, and tells here the safe and sound ways of financing that new home

## FINANCING THE NEW HOME

*J. Horace McFarland*

UNTIL we in America go completely Soviet, and like it, there will continue a deep desire for home ownership—not merely possession by rental, by lease, but by deed, and deed in the old English sense, “in fee simple.” When we are owners, and safe owners, we are actually citizens. We are of the land, on the land. Revolutions have had “revolving” in a nation of home owners. Per contra, it has been said that “no nation ever took up arms in defense of a boarding house.” It is upon the owned home that the patriotism which is our only security depends.

Home ownership is simple if one has the money with which to buy land on which to build, and to build to one's desire on that land, or if the same money will purchase an already erected structure that is pleasing. A deed “in fee simple” secures the home against anything save debts created by the owner or those due the government for the service it renders.

So far, so good! But that “if” is too often the wall of exclusion, the twist in the path that diverts a family into renting, not owning. The American scale of

living has set up in us the urge for owning automobiles, refrigerators, radios, and all the host of comforts that make up that scale. We don't want to wait for the money to be earned with which to buy for cash these and the home which also most of us definitely desire. Too frequently the ingenious ease with which high-pressure salesmanship shows us how to possess and apparently own without immediate full payment lures us into a maze of payments on the installment plan—sometimes better called “the excitement plan”—for these home adjuncts, when the home that is related is yet a rented home, not a secure possession.

But the installment payment plan can, and should, long ahead of the player piano and the automobile, be applied to home purchase. That it can be so applied without preventing the enjoyment of these comforts, this paper aims to show.

The mortgage plan of home purchase is well known, and in some cases sadly known. The home-desirer buys or builds without enough cash of his own to pay in full. For the money he does not have

he gives to the man from whom he borrows it a mortgage, which is really a form of deed. Sometimes there are two mortgages, a “first” and a “second.” On these he pays interest, and, in rare cases, installments on the principal. If he fails in these payments and in certain other contingencies, the mortgage thus defaulted becomes in effect a deed and the non-paying mortgagor is “out,” the mortgagee taking possession.

Further, as mortgages are usually drawn for a short term of years, the contingency may arise—and all too frequently does—that the man who advanced the cash refuses to renew the mortgage when it falls due, even if the interest has been promptly paid. He may have other uses for his money. If the man in the home can't pay or get someone else to pay, again he is “out.”

Long ago some frugal folks devised a plan to prevent social disasters of home loss by arranging to pay into a mutual organization a definite sum each week or each month, to be loaned as it accumulated to some one of the group who desired to buy or build a home, but was



without all the money required. To provide better conditions than those of the short-term mortgage, it was arranged that the loan could be repaid in frequent small installments, and that the legal interest on the loan should also be paid in small installments.

It was soon discovered that this method of mutual accumulation and loaning, and of constant repayment and interest payment, resulted, if the group was equitably administered, in such "profits" as to produce a rapid reduction of the loan, and in its eventual amortization or payment. This happy condition followed the constant re-investment or loaning of the accumulated payments made by all the group, forming a sort of compound-interest result, favoring all concerned, payer and payee alike.

This plan of which I have here stated the essentials is the building and loan association plan, which in every state in America unobtrusively accumulates and beneficently employs vast capital. There are many modifications of the plan, but all the better forms rest on regular small payments of both principal and interest, on careful management and safe loaning, on the unpaid or but slightly paid services of men who enjoy the workings of

this highly social financial arrangement.

To illustrate, I detail one plan in successful use within my own experience for some forty years, by which thousands of homes have been bought and paid for. I put in \$1 each month, which constantly invested so gains in accumulated interest that in 142 such payments my "share" becomes worth \$200, which amount, if I have not borrowed, is then paid me in cash. If I need it, I can at any time in this accumulating period withdraw all of my payments, plus five per cent average interest for all the months involved.

Further, at any time during this period I may borrow, upon real estate security mortgaged to the association, \$200. Immediately I begin to pay six per cent interest on that loan, or exactly another

dollar each month. At the "maturity," as it is called, of the series in which I am a unit, my loan is paid and the mortgage is cancelled. My payments of principal and interest have been promptly loaned to others in the group, and have thus earned for all of us the comfortable profit or interest of \$58 on each two-hundred-dollar share. I have paid legal interest only for the time I have had the loan.

But I need more than \$200 to build or buy a house. I obtain it by increasing the number of these two-hundred-dollar multiples or shares, for which I pay in accumulation and in interest when I borrow, in precisely the same proportion. Thus, if I expect to need \$5,000 to finance my home, I deposit \$25 each month until [Continued on page 230]

Wallace D. Jennings, the author of the article below, is a member of the New York Bar and says that difficulties and litigation over real estate contracts are almost always occasioned by contracts inexpertly and carelessly drawn—contracts signed first and a lawyer called in later



Ewing Galloway

## BEFORE YOU SIGN THAT CONTRACT!

IF THE purchaser of a home or lot needs the services of an attorney, the greatest need for legal advice is at the time of the signing of the contract. Many and possibly most people realize this, and yet the writer's experience has been that buyers to a considerable number persist in signing the contract first and calling in a lawyer later.

A proper contract fixes the basis upon which the title is to close. It definitely describes the property, states the price, and how and when the price is to be paid, specifies the form of deed, describes the mortgages and any other liens or incumbrances subject to which title is to be taken, prescribes the quality of the title that is to be delivered, includes the incidentals and things that go with the title, and provides what financial adjustments


are to be made between the parties at the closing. In short, the contract represents the agreement between the parties, and it may very well be that it contains things or omits others the presence or absence of which, if fully understood by the purchaser, would have resulted in no deal. A lawyer is likely to be at a loss to help a purchaser who carelessly signs a contract first and seeks counsel afterwards. At that stage, the damage may have been done with no prospect of straightening out the situation.

Suppose, for instance, that the description of the property is faulty, or fails to describe what the purchaser really intended to buy. If the purchaser wanted a lot precisely fifty feet in width, he will not get it if the agreed description begins at a monument, such as a stone wall, a

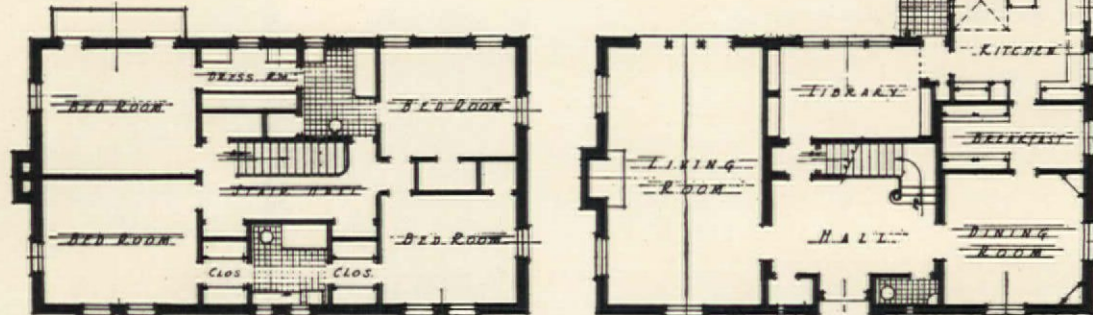
tree or any other physical monument, or at the line of land of another owner, and runs to another monument which is in fact forty-eight feet away, although the description on its face states the distance to be fifty feet. The point is that the monuments and not the stated distance will control.

Or suppose that the purchase involves a lot on a map. Let the buyer beware if he has not taken the precaution to check the map with the property he intends to buy. Lot number 25 on a specified map may or may not be the parcel in mind, or it may show a lot sixty feet in width instead of the seventy-five feet that the buyer supposed, or it may be of an undesirable shape. Space does not permit even an allusion to more than a few of the possible situations that might arise.

[Continued on page 232]

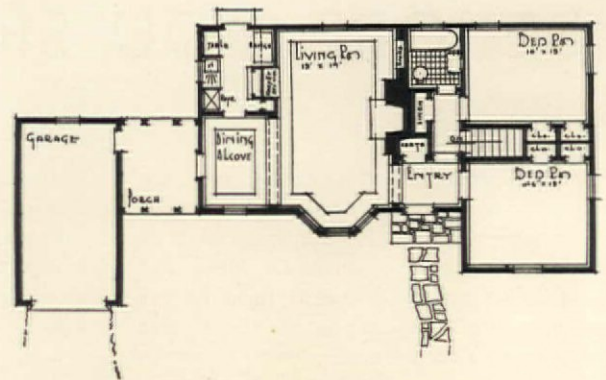


The Mott Studios



## The home of Mr. Marshall P. Wilkinson Beverly Hills, California


It is always interesting to the prospective home owner to see the type of house an architect would design for himself. The house above was designed by Mr. Marshall P. Wilkinson, a well-known architect of Beverly Hills, California, for his own use. Brick was selected for the exterior walls and chimney, and for the roof shingles were applied in an interesting fashion. Perfect balance is displayed in the relative proportion and position of windows and door in this exterior view



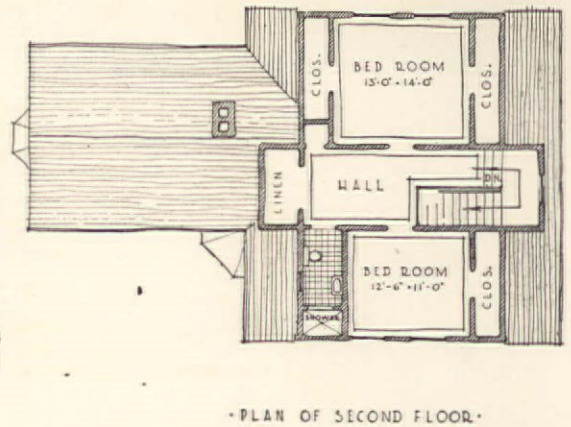
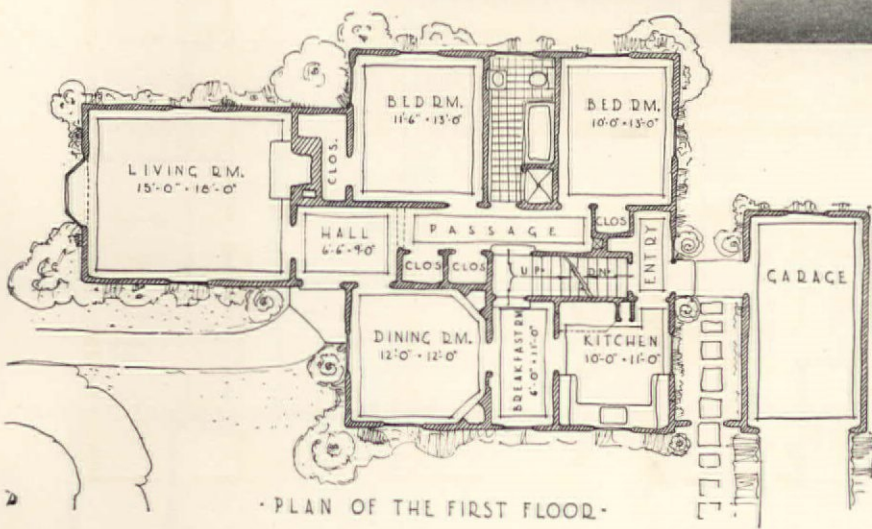
The house directly opposite on the facing page was built in Chappaqua, New York. The black slate roof contrasts pleasantly with the white shingled walls and bright colored shutters and door, and gives a permanent protection from the elements. The attached garage with its covered entrance has all the practicability of the old attached woodsheds of our ancestors

# THE AMERICAN HOME PORTFOLIO

Harold W. Doty  
Architect



Boychuk



The home of Mr. Paul M. Kuhn, Portland, Ore.



Smyth residence

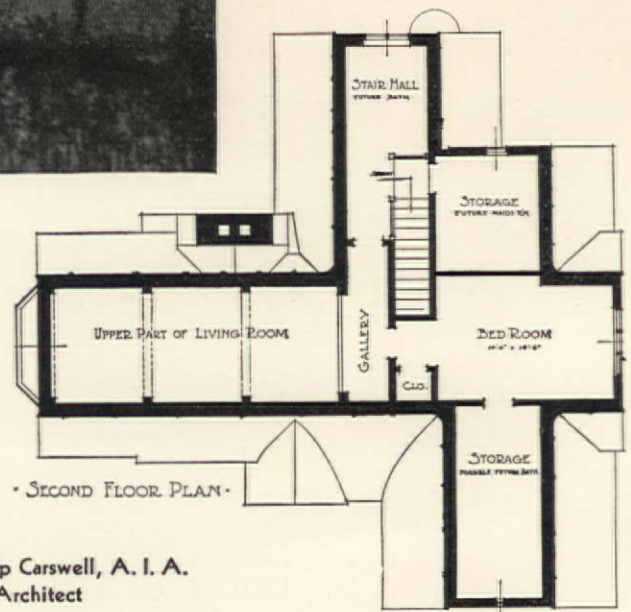
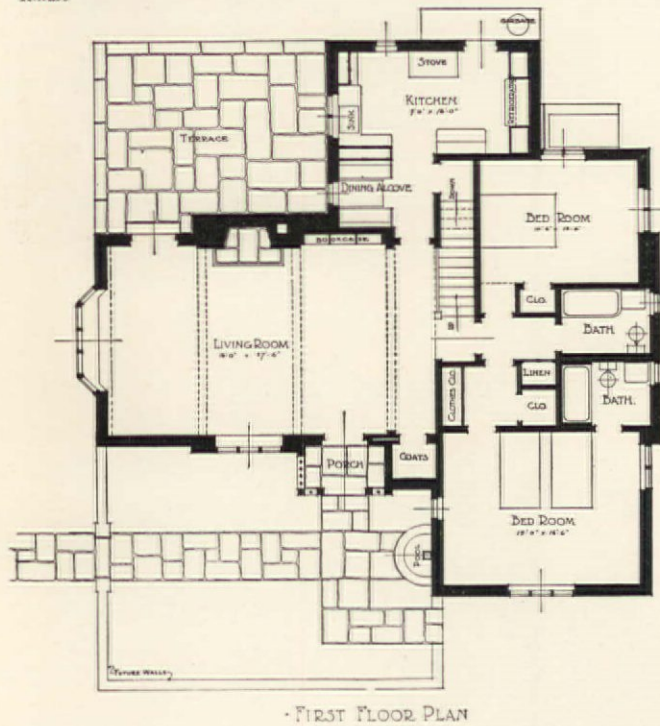
J. Blair Muller  
Architect

OF DISTINCTIVE SMALL HOMES -- --



Rittase

The home of  
Mrs. Emma Asplundh  
Bryn Athyn,  
Penn.



Harold Thorp Carswell, A. I. A.  
Architect



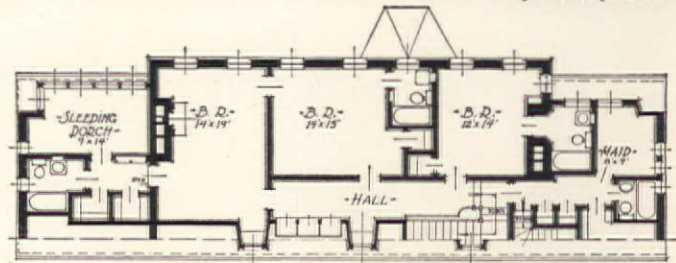
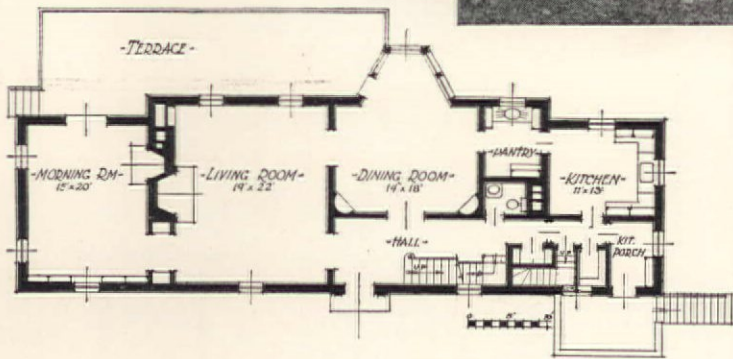
In the construction of the house above stone concrete block known as "stone tile" was used for the walls, with occasional bits of half timber and weather boarding. Common brick was used for weather drips over windows and chimney offsets. All masonry painted white and brickwork wiped before becoming dry; woodwork stained creosote, whitewashed, and wiped before drying. Cedar shingles left to weather used for roof

# THE AMERICAN HOME PORTFOLIO


Barber & McMurry  
Architects



Jim Thompson Co.



The home of H. B. Mebane, Jr., Knoxville, Tenn.



George D. Haight

The home of  
Donald D. McMurray  
Pasadena, California

Designed by the architect for his own use. A charming entrance approach to this house is shown on the facing page

OF DISTINCTIVE SMALL HOMES == ==



# Coming in May~

In the May issue of THE AMERICAN HOME we devote six pages to various types of summer homes. A week-end house in Seattle, Wash. . . . A doll's

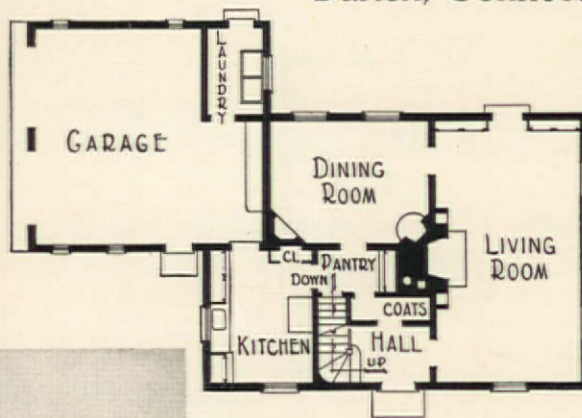
house for two on a mountain lake in New Jersey, built for \$3700. Two small but comfortable and complete inexpensive summer homes built in the New York vicinity. . . . A charming summer home built on the famous old-time logging river, the St. Croix, near Minneapolis, Minnesota. It is the summer residence of a well-known decorator and his wife, who is also a decorator—a place for recreation and rest. . . . And a summer home in California built in spite of the depression. . . . The illustration above is just a mere glimpse of the diversity of charming little homes we are planning to show you in May. Don't miss this issue!



Dayton Snyder

## The home of Mr. and Mrs. R. R. MacDonald


Darien, Connecticut



Richard Everett, Jr.  
Architect



# THE AMERICAN HOME PORTFOLIO

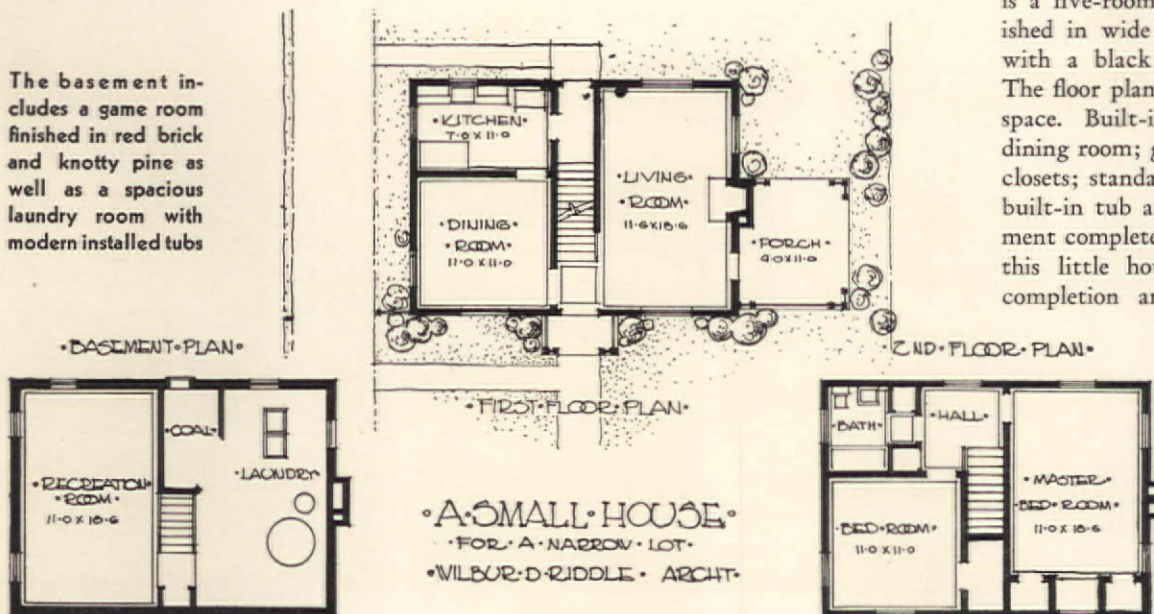


Lowrey-Sill-Lensart

A little house that can be duplicated  
in the vicinity of Cleveland, Ohio, for \$3,875

This sum includes the architect's fee and the contractor's profit. The house is a five-room frame Colonial type, finished in wide siding and painted white, with a black roof and green shutters. The floor plan uses every bit of available space. Built-in cupboards in kitchen and dining room; good sized clothes and linen closets; standard bathroom fixtures, with built-in tub and shower fittings; a basement completely excavated. Any wonder this little house was purchased before completion and immediately occupied?

The basement includes a game room finished in red brick and knotty pine as well as a spacious laundry room with modern installed tubs




If you are going to file this house and plan in your American Home Portfolio let us send you the complete story and details of the house in return for two three-cent stamps

OF DISTINCTIVE SMALL HOMES == ==

# New Spring Fabrics and

*Selected for you*



For the new patterns in fabrics shown here and the wallpapers shown on the facing page we are indebted to the following: F. Schumacher & Co.; M. H. Rogers; F. A. Foster & Co.; Morton Sundour Co., Inc.; H. B. Lehman-Connor Co.; Wallpaper Association; Mayflower Wall Papers

Above: polka dot glazed chintz made in old rose with dots of blue and white, in old blue with dots of gold and white, in tan with dots of blue and white. Well suited to Colonial bedroom

Tropicloth (upper left-hand corner) gives the effect of an old-time homespun fabric. It may be used with Early American, French Provincial, Spanish, and even some of the modern interiors. It comes in natural, tan, rust, blue, green, red, and gold, 50" wide




At left: monks' plaid, a Puritan fabric, is washable and sunfast. It is 50 inches wide and costs about 98¢ a yard. The design is made up of wide stripes of orange, black, and red on a gray background

At right: this glazed chintz looks like the old English calicoes and is very effective with Early American or Provincial furniture

Shakari cloth (lower left-hand corner) has a wide orange stripe in the center, black and pale green flowers with yellow and brown leaves. There are contrasting stripes of tan, brown, and black with side stripes of yellow and orange with brown design. The material is sunfast and washable. 36 inches wide; costs about 98¢ a yard

Directly below is a glazed chintz, "Cassel," with peach background, pink roses and green foliage. Center motif white background, tan border with blue flowers, red and pink roses in center. \$1.10 a yard; 34 inches wide. Comes in other background colors



In the lower right-hand corner is a semi-glazed chintz, "Brentford." It has a rose background and tan figures. 34" wide; 50¢ a yard





# Some New Wallpapers

by Florence Brobeck



Above: border papers may be used to create panels, frame windows, doors, or other architectural features, as well as to follow and accent mouldings; or substitute for mouldings when not used

In the upper right-hand corner is the popular star pattern combined with snowflake crystals in pale colors and gold on ivory. It is especially effective in bedrooms with a graceful floral chintz

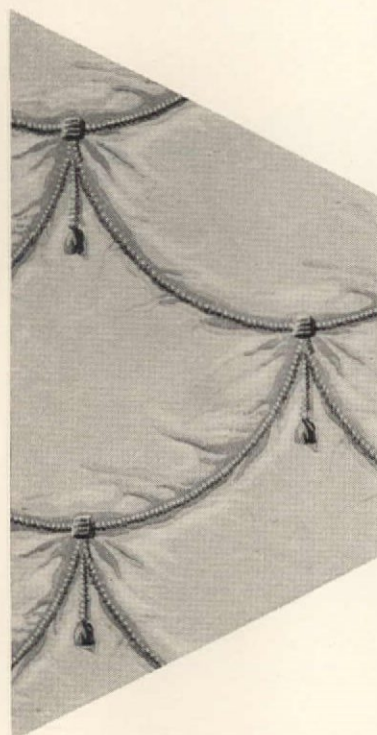

Shades of green and white (at left) give an opportunity for using solid color fabrics for window draperies, now becoming increasingly popular—for example white glazed chintz bound with red

At the right is an example of the revived interest in striped papers. Combined patterns of salmon, yellow, and blue; green, white, and silver; blue, yellow, and white; gray, white, and raspberry

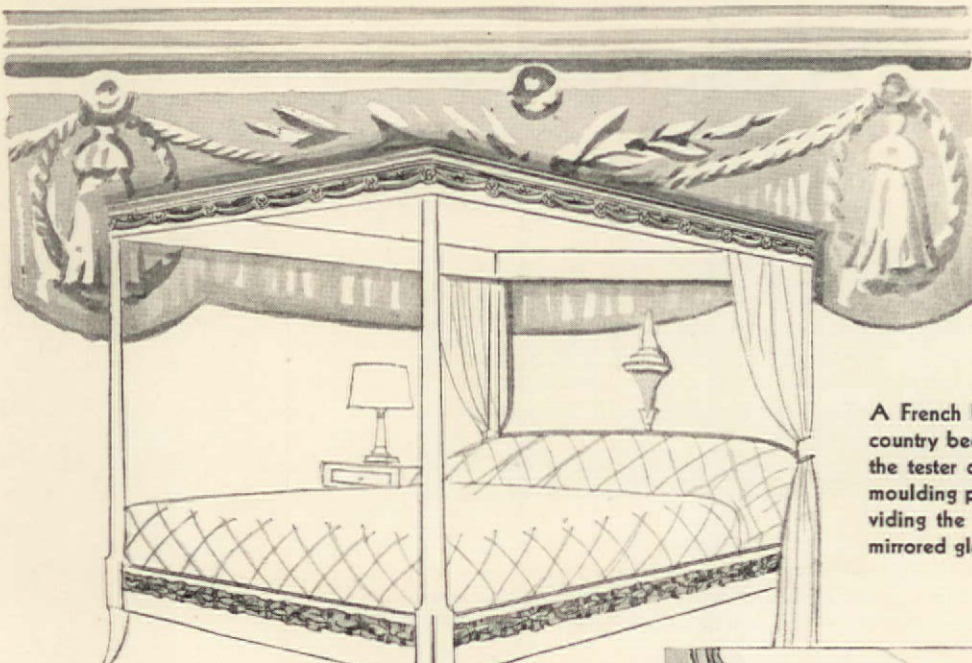
In the lower left-hand corner is a French type of wallpaper in shades of tan, also beige and salmon. A good choice for French Provincial living rooms and dining rooms as well as for Georgian and Federal dining and breakfast rooms with painted furniture

Below: the "Treadwell," reproduced from an old paper found in the old Treadwell house in Belfast, Maine, known to be about 150 years old. Ground ivory or gray; flowers red, green, ivory

An unobtrusive plaid (lower right-hand corner) in dusty pink, gray-beige, and cream-beige on an old ivory ground with strong diagonal lines in flat gold. For a Colonial or French Provincial room




# Tricks




A French border paper is used around the frieze of a country bedroom with painted walls and also to decorate the tester of a painted four poster bed. Below: French moulding paper is used to decorate a powder room, dividing the wall space into panels, the larger ones being mirrored glass. The horizontal panels may be marbledized

A blue and pink paper has an interesting design that can be cut out and mounted on three-ply board and finished with metal arms wired for side lights. These are used against painted walls and the recess in the room is covered with the paper. May also be used for the valances



Another French paper in gold on a white ground is cut out and mounted on an oval mirrored glass for a dressing table. The rest of the paper may be cut out and appliquéd easily on the dressing room doors

A deep cut-out border in greens, red, and old ivory is mounted on compo board to use for a valance for the window at the left. The inner part also is cut out and appliquéd on to the roller shade for decoration





# with Wallpaper

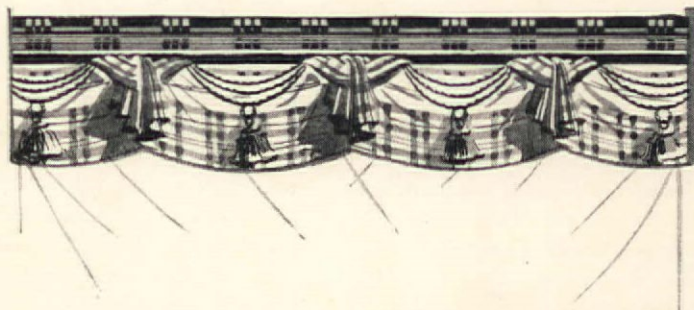
*Ideas by Pierre Dutel*

There are many uses for wallpaper besides its obvious use for covering walls. Closet shelves may be covered with it and dresser drawers may be lined with it and then shellacked. Hat boxes when covered with wallpaper and tied with a bow of wide, colored ribbon are a decided decorative addition to any closet. Besides their use for hats these boxes also make neat storage places for sewing or mending materials. Other novel uses will suggest themselves

A classic paper with urns and medallions can be used to decorate a dining room treated in the classic manner. The gold urns when cut out and pasted on double doors make an interesting feature, and the medallion may be cut out and mounted on three-ply wood and used as lighting fixtures with walls marbled. When papering a room one need not always paper the four wall elevations. One wall may be paneled and painted to match the baseboard and other wood trim, taking the color key from the wallpaper. This departure from the conventional occasionally helps to avoid monotony in a room



Pink bows on a blue ground when cut out and mounted on buckram make a lovely valance for a dotted swiss dressing table for a young girl's room. The walls are papered in the bowknot paper. Above at right is another cornice board covered with a French border paper which can be used with taffeta or net draperies, giving a very unusual effect



This fruit design when cut out of paper and pasted to blue Celanese silk with rubber gum makes a charming curtain effect, and the same idea is used as a paneled dado. Such a design could be used for a small dining room or breakfast porch



*Drawings by  
Walter Buehr*



Garden of Mr. E. D. Bird, Greenwich, Connecticut

M. E. Hewitt

# True Blue of Garden Life

*Howard Weed*

WITHOUT an equal in the matter of form, line, or hue among the garden perennials, the Delphinium is a lordly plant. The towering stalks sometimes attain a height of six feet. It rules its kingdom over a long period of time. Nor is it likely that this sovereign will be forced to abdicate because of failing to keep up with the modern trend of development—it boasts of an infinite number of new varieties surpassing the older in the most desirable flower attributes. Even the foliage of this plant is striking. As a background flower, it is unexcelled.

Although blue is the keynote color, the flowers are by no means limited to this one color. The hybrids offer a wide variety of color tones ranging from the very dark purple to the purest snow white, in opal and turquoise, together with all the varying shades of blue, purple, and lavender. One tender species native of California has mediocre cardinal red flowers, and attempts are now being made to develop hardy garden hybrids through interbreeding with other species. Although no true pink has yet been developed, some of the lavender shades are approaching closer to this goal each season. Yellow also is not yet achieved, a cream shade being the nearest approach.

The first white Delphinium to transmit its color characteristic was named Bridal Gown, and its improved offspring

Pearl Necklace and others from different sources are now available for those who want them. And there are rumors too of a fragrant strain!

There are a thousand combinations to use with Delphiniums, for they blend well with all other garden flowers and the flower lover should not confine his choice to one type or color in a border with other plants but, rather, make a selection of pleasing tones.

Present-day active interest in the Delphinium may be largely traced to the origination of the huge Wrexham "Hollyhock" strain by Watkin Samuel in England a decade ago, the result of twelve years of faithful labor in his work of selection. Although the Delphinium itself is an old flower, all the modern garden hybrids are comparatively new. None of the sorts offered a few years ago can compare in size of flower stalks nor in individual blooms to the giants of today.

There are three main flower types. The single type is the oldest and possesses wide sepals (generally regarded as petals) which are arrayed into saucer-shaped, circular flowers. The purest blues are to be found here. The largest number of the new improved hybrid varieties are semi-double which usually consists of but one row of outer sepals with a row of inner sepals, consisting of five or more.

The more perfect double type has several rows of inner sepals, some varieties having so many rows that they resemble Pompon Chrysanthemums.

The "eye" or inner center of the individual flowers—composed of true petals—adds or detracts from the beauty of the surrounding sepals. The colors of these "eyes" often contrast vividly with the sepals and it is the "eye" which gives the flower its distinctive individual characteristic.

Individual florets of the more modern types average two and a half to three inches across. [Indeed four inches is not infrequent in the best strains well grown.—Editor.] The size of florets is controlled largely by environment. The length of the spike has been improved so that three- to five-foot spikes are not uncommon, although two- and two and one half-foot lengths are the average. On many of the extremely long spikes the lower florets drop off before the upper buds begin to open, thus creating a disfiguring appearance.

In the ideal type of flower, the florets are not crowded though full-bodied and touching one another. If the florets are too widely spaced on the spike, vacant areas appear, and if crowded, they become pressed against each other which make them less attractive. Many plants grow too tall, with much of the height occu-

ped by foliage, and the stalk producing side shoots four and five feet from the ground. Exceptional heights do not make for balanced beauty.

Delphiniums grow in all sections having a temperate climate. They are hardy, standing any amount of cold, even as young plants, and continue blooming long after the frost has killed most annuals. Their vigorous growth is one of the first signs of spring. They do not do well in the Southern states because of their need for water at the roots and because the heat and humidity of some sections is conducive to development of black rot and blight.

The plants may be set out in the early spring or fall, but the beginning gardener should buy his stock the first season from an experienced specialist. When these plants arrive, unpack at once and plant in the permanent locations. In planting, hold the plant so that the crown is just even with the surrounding ground, and fill in the hole. The filled in earth should be packed in firmly and the plant well watered immediately.

Proper preparation of the soil is highly important in the successful growing of Delphiniums. Dig the hole in a well-drained location to a depth of eighteen inches. Then mix in well-rotted cow manure, leaf mold, plant food, and good top soil. A little lime just to sweeten the soil is beneficial. Wood ashes make fibre and may be added to counteract the manure which makes for a weedy growth

that is unable to support the heavy stalks of bloom. Some growers have found that a layer of sand scattered at the surface discourages slugs, and fungi do not thrive in it. The plants will suffer in winter if the soil is lacking in drainage and aëration. This situation may be counteracted by adding sand, peat moss, or leaf mold. An important requirement is to water the plants during hot dry spells, for otherwise they will wilt and die. The soil around the roots should not be allowed to become hard or dry.

Fall planting gives an earlier start in the spring and earlier blooms. When the ground has frozen solid, the plants should be covered the first season with a thin layer of hay or other mulch.

Plant in a sunny spot not crowded among other foliage. A free circulation of air around the leaves is important, for without this circulation the morning dew fails to dry off quickly.

To produce maximum bloom feed as soon as the flower spikes commence to develop, by digging a circular trench around the plant and fertilizing heavily. After the first blooming, the stalks may be cut down to just above the new side shoots which will develop for a second blooming. Leaving a foot or so of old stalk and leaves allows the plant a means of breathing during its recuperation.

After the root gets too thick, the bloom becomes inferior. The plants may be divided after three years. New plants may be obtained from cuttings taken in

the early spring when growth is 3 or 4 inches long. These cuttings root readily in a shaded frame with no bottom heat required. When rooted they are treated like young seedlings.

The most popular method of production is through seed, and germination is best if sown as soon as harvested; if kept over till spring it must be in a cool place. Use a rich, well-fertilized, light soil containing sufficient humus to make frequent waterings unnecessary and a little sand to insure good drainage, and water well with Semesan or other soil disinfectant before the seeds are planted. Mixing in a little lime will ward off fungus trouble. Seed planted in late summer will bloom early the following summer. In order to have continuous bloom, it is advisable to sow more seed in March or early April indoors or in a hotbed. These will flower in late July or August. When the first true leaves develop, they may be transplanted either to a temporary or their permanent location. Second year blooms from seed are best.

Choice seed may be purchased for twenty-five cents to five dollars a packet, depending on the quality of the strain and scarcity of the variety. Seed of named varieties will not come entirely "true."

Control mildew by spraying with a fungicide; using nicotine or pyrethrum sprays for the "blacks" blight. Dry lime-sulphur sprinkled about the crowns of the plants is a preventive measure.



# Good Garden Neighbors

Jessie F. Gould

To so manage the arrangement of plant groups in the border that there are no bare spots at any time is an elusive goal, but much may be done by grouping together similarly colored plants that bloom in succession. The earliest tiny bulbs, such as Scillas, Crocuses, Snowdrops, and the somewhat later Grape Hyacinths and Star of Bethlehem disappear soon after blooming, leaving a bare spot unless a planting mate is provided, and which will not only furnish a ground cover and bloom, but will also prevent disastrous disturbance of the little bulbs while in their dormant state if one is cultivating about them. If they are in a somewhat shaded place, the Ever-blooming Forget-me-not (*Myosotis palustris semperflorens*) can be used, and its fast growing creeping sprays will soon form a ground cover and bear flowers all summer if no seeds are allowed to form. Trailing Speedwell (*Veronica repens*) is another choice blue flower, continuing in light soil and sun from May until October. Violas are lovely ground covers for these same bulbs, also the Maiden Pink.

In a sunny place seeds of low-growing annuals can be scattered about the clumps of these bulbs. The low-growing *Ageratum*s, *Lobelia*s, Sweet Alyssum, and Annual Phlox in any color desired, will cover them with a sheet of bloom later in the summer. In a very hot place sow *Portulaca*, which if allowed to ripen some seeds, will self sow and become almost permanent.

Daffodils and Tulips are far more beautiful when planted near perennials that will add a setting of foliage when they are blooming, and that will in turn cover the fading leaves of the bulbs as they develop and bloom as the season advances. *Arabis alpina* will bloom with them and cover them later with its attractive gray-green leaves. Perennial Phlox planted about Darwin Tulips will give two seasons of unusual loveliness and a lasting plantation of at least three years. Three other perennials for the fading Tulips are *Pyrethrum hybridum*, if a later effect of pink is wished, or *Anthemis* and *Coreopsis* for yellow. If you prefer annuals, set plants of *Zinnias* of any color you desire between the Tulips. They will soon cover them and bloom until frozen down in the fall. *Verbenas* are most beautiful and practical to continue the bloom over bulbs and, by the aid of hairpins, they can be made to spread in any direction.

Virginia Cowslip (*Mertensia*) blooms very early in the spring, then disappears entirely, and Meadow Rue, or *Heuchera* (Coral Bells), planted around the spot where they grew, will furnish flowers later and protect the *Mertensia* from disturbance during its rest period. The Coral Bells will bloom all summer and by using three kinds of Rue, *Thalictrum aquilegifolium alba*, white; *aquilegifolium atropurpureum*, rosy purple; and *dipterocarpum*, violet-mauve, a succession of fairy flowers with unusually beautiful foliage will delight the eye from May until September.

Irises are a main reliance for bloom and color in May and June. The garden will be very beautiful then, but later on in the season it will be dull and colorless where the Iris grew unless some provision is made to prevent this. Directly after blooming the Iris starts slowly to develop an entirely new set of feeding roots, so that through that period one may dig close to the clumps without injury to them. And if bone meal is added to the soil, it is to their advantage. So such summer blooming bulbs as *Gladiolus*, *Montbretia*, *Tigridia*, and *Hyacinthus candicans* can be planted among them to transform that particular part of the garden or transplant *Zinnias* and *Snapdragons* among the Iris to carry on the succession; and Poppies sown broadcast over the bed in late fall or very early spring will give a month of wonderful color, after which they can be removed.

The seeds of climbing *Nasturtiums* planted on the sunny side of clumps of Peonies will cover them with flowers throughout the summer without disturbing them in the least and *Gladiolus* can be planted in groups in front and between them, producing another crop of bloom late in summer.

There are *Hemerocallis* varieties that bloom at different times from May until mid August. By planting groups of these

different varieties together, the color effect will be continued through all these months—*flava*, *thunbergi*, and *citrina* will give this lovely lemon yellow color for nearly three months, and if *Helenium autumnale superbum*, or Lemon Queen African Marigold be planted back of them, another two months of this same color can be gained.

In the same way early, midsummer, and late varieties of Monkshood (*Aconite*) planted together will continue their lovely blues from July until heavy frosts; Spark's Variety blooming in July, *napellus* in August, and *fischeri* and *wilsoni* in September and October.

The gorgeous and hardy Globe flowers (*Trollius*) Orange Globe and *superbus*, flower in May and June, and are followed later by *ledebouri*. If plants of orange *Zinnias*, summer blooming *Chrysanthemums*, or orange African Marigolds have been set between or back of them and the *Trollius* cut back slightly, that part of the border will be gay with orange and yellow all the season.

The shabbiness of Oriental Poppies after blooming can be hidden by planting Perennial Babysbreath or *Artemisia lactiflora* about them. As all three are hardy, long lived plants, this will be a lasting garden picture. If one wishes to continue the color note of the Poppies, perennial Phlox matching them in hue can be used very successfully.

*Anchusa italica* and the blue Globe-thistle bloom later than the *Delphiniums* and are about the same height, so can be planted back of them to fill the gap left when the latter are cut back for their second blooming. A lower effect can be obtained by using Chinese Larkspur in front of the *Delphiniums*. This will blossom directly after them, continuing the succession of bloom until the second blooming period arrives. Or blue *Platycodon* can be used instead, being more of a lavender-blue but very lovely. As both are long lived perennials, either would make a permanent planting.

After *Pyrethrum hybridum* has bloomed its faded pink and crimson daisies can be cut off, leaving the fine-cut fernlike leaves as a background for the plants that will flower later. *Gladiolus* can be planted between these clumps of green foliage; or Single Asters, *Snapdragons*, and *Zinnias* may be used instead. Asters seem especially appropriate, as they can be obtained in pink, crimson, or white, the colors of the *Pyrethrums*

---

How disappointing it is after spending a lot of time planning your garden to have a riotous burst of color all at one time followed by a lull with practically no bloom at all! Companionable grouping of those plants having similar color, yet blooming in succession, is the secret of continuous bloom, and here are given suggestions for producing this very desirable effect

---

themselves, thus continuing the color as well as the shape of the flowers.

*Lychnis haageana*, always blooming in time to supply the red for our patriotic bouquets of July fourth, is out of bloom in a few weeks, but *L. chalconica* blossoms quite steadily all summer if no seeds are allowed to form, so the two may well be planted together. If a more gorgeous later effect is desired, set roots of the Phlox *Coquilicot*, or *Firebrand*, both bright scarlet, alternately with the *Lychnis*.

Early and late varieties of Perennial Phlox which will give a certain color for the entire season can be planted alternately in groups of any size. For a drift of white, plant together *Miss Lingard* for early, *Von Lassburg* for midseason, and *Mrs. Jenkins* for late. If seeds are removed or the faded heads cut out, new blossoms will appear in a few weeks and the planting will be a mass of bloom from June until late fall. For a pink group use *Enchantress* or *Madam Paul Duetrie* for early, *Rijnstroom* for midseason, and *Riverton Jewell* for late. Early spring color can be added by planting *Darwin Tulips* between Phlox in fall.

It is quite possible to make a planting for continuous bloom, using perennials and bulbs that can be left to bloom undisturbed for at least three years. Such a one in my own garden was made in what would be called a most trying place, being under a good size Linden tree, the branches of which had been trimmed underneath to admit sun on the south and west exposures. The bed was deeply dug, plenty of compost and bone meal being incorporated with the good soil already there. Each spring steamed bone meal was added and cultivated in, and an extra

supply of water was always given to allow for the moisture which the tree roots absorbed.

The entire bed, except a border one foot in width, was planted with generous clumps of *Elizabeth Campbell Phlox* and *Pyrethrum hybridum*, set alternately, one foot apart. The double pink *Murillo Tulip* was planted between these, six inches deep. In the outer border and back of the tree were placed quantities of *Phlox divaricata*, with *Excelsa*, a dwarf lemon-yellow *Iris* as an edging. In the spring this planting of rose-pink Tulips, lavender Phlox, and lemon-yellow *Iris* was a harmonious mass. As they faded, the *Pyrethrum* seemed to fill the whole bed for a month. When these were cut back the pink Phlox was budding, and this made the bed beautiful until October. After three years the perennials had to be divided and reset, and this time the *Tulip Clara Butt* was used.

One has quite a choice of material when interplanting among Lilies as nearly all of them lie deep in the soil and are better off for this ground cover except in the case of the *candidum*, which grows its own. *Heuchera*, blooming all summer, the various *Thalictrums*, *Forget-me-nots*, *Veronica repens*, or such annuals as *Lobelia* and *Ageratum* are all excellent. With the early Lilies, such as the *elegans*, blooming in June, and all red or orange in color, *Monarda didyma*, crimson-scarlet, with its spreading fragrant foliage, beautiful flowers, and shallow roots, is a fine plant neighbor as it will cover the stalks of the Lilies throughout the latter part of the season without in the least interfering with them, yet adding that wonderful touch of color with its flowers the humming


birds love and delight in flying about.

Regal Lilies are especially beautiful with *Thalictrum dipterocarpum* as neighbor. This will prolong the season of bloom while its foliage adds as much to the planting as the flowers. *Heuchera* grows splendidly among the Lilies, blooming continuously until killing frosts, and always attractive because of its spikes of coral bells and handsome geranium-like foliage.

For all-season beauty with Lilies in shade or partial shade nothing is more lovely than Ferns, while *Forget-me-nots*, *Dielytra eximia*, *Campanula carpatica*, and *Primulas* will give you precious flowers and beautiful foliage while marking the spot where your Lilies will thrill you again.

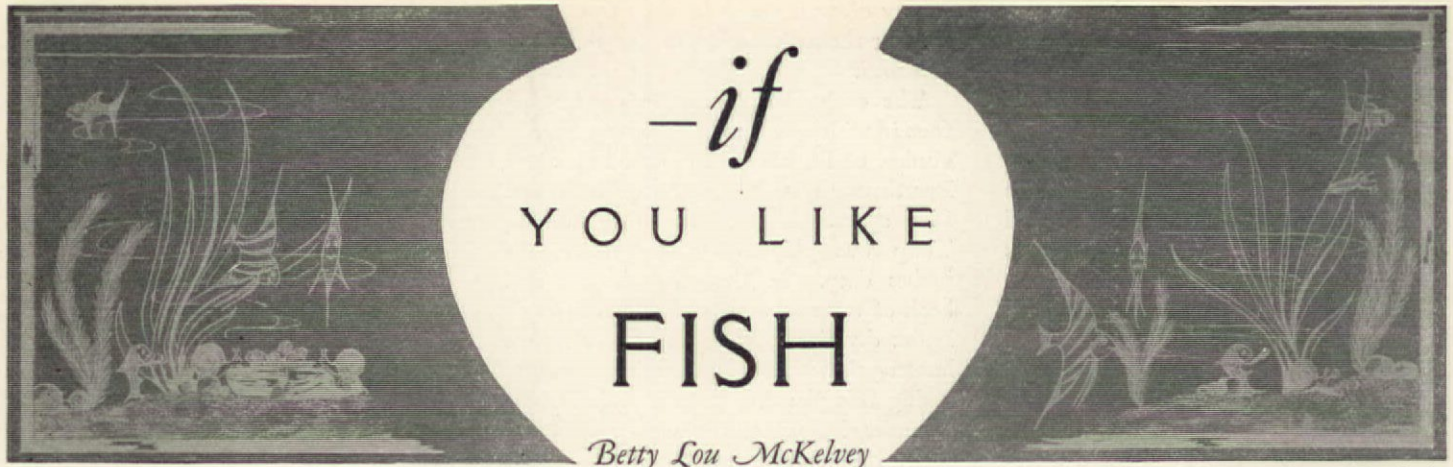
To be successful in planning for a continuous color scheme is quite possible if one has a knowledge of the material so as to know whether the newcomers will succeed in that particular place, when they will bloom, their color, and their needs. One must also be able to furnish sufficient plant food and moisture to take care of this double drain upon the soil, for each successive crop must have supplied its requirements for growth and bloom. When transplanting annuals, planting perennials or bulbs to continue this coveted bloom, just work into the ground from one teaspoonful to one tablespoonful of some plant food, according to the size of the plants being used, and they will not lack for nourishment.

Many are the good garden neighbors that will dwell happily side by side. New ones will be discovered and tried each year, and thus the pleasure that comes from the creation of all-season bloom and beauty will be realized to the fullest.



Garden of Mrs. Ray Duckworth  
White Plains, N. Y.

Harold Holiday Costain  
Photographer



**H**AVE you a guppy in your home? The slender, lively, opalescent little guppies, their bodies ranging from the size of a pin point to a quarter of an inch in length, are only one variety of an extremely interesting branch of the tropical fish family.

Keeping fish as pets is not, as the average outsider thinks, merely buying a few fish and a tank, and henceforth letting the little fellows shift for themselves, except for an occasional change of water, and a bit of food now and then. Neither are fish small beings that live automatically when fed a certain ration, automatically dying when their time comes. Such ideas in the head of an aquarium owner are the cause of many a gray hair, figuratively speaking, in fishland.

Perhaps you didn't know that the temperature of a fish's "bath water" must be regulated as carefully as that of a child; that a fish is subject to rickets, chills, indigestion, and undernourishment, and that ailing fish are given tonics and salt-water baths; that the life of the average tropical fish is from three to four years.

It may be that you haven't heard that snails, which are scavengers, are kept in the aquarium tanks as a sort of unofficial "white-wing" fleet; that these little, hard-shelled animals are given spinach to eat, like young children; that they spend their days laboriously climbing up and down the walls of the aquarium, cleaning the glass.

If the "private lives" of these little beings interest you, you would enjoy working with a tropical fish aquarium.

The choice of a tank is the first thing to consider in setting up an aquarium. The rectangular-shaped tank is the most usable type because it gives more air space per square inch, and because it is easy to handle and gives a clear view of the interior. It is also easier to clean than other types of tanks.

A tank of the correct size is essential; this point is too often neglected. How

would you like to be shut in a stuffy closet with several other people day in and day out? Well, that's how fish feel in the cruel little tanks that are provided for them. A large tank of about three-gallon capacity is preferable.

It is best not to have legs on the aquarium, as cold air passing beneath the tank is injurious to tropical fish.

Preparation of the aquarium for its new occupants should be as careful an operation as a landlord's preparation for some important guests or tenants. The tank should be thoroughly disinfected, left soaking for several hours in a solution of rock salt. The tank should then be rinsed carefully, and sand should be spread two inches deep on the bottom of the tank in such a way as to slope the sand toward the center. Refuse will collect in the depression in the center of the tank and cleaning will be simplified.

The aquarium plants such as the *Sagittarias* and *Vallisneria* may then be set in the sand. These plants are not used merely to decorate the aquarium, but to supply the fish with oxygen. The fish exhales carbon dioxide and inhales oxygen from the water, while the plant carries on the reverse activity, inhaling carbon dioxide and exhaling oxygen. The plants must receive sunlight in order to furnish oxygen in abundance, so the aquarium should be placed beside a window, preferably where it receives the morning sunlight for an hour or two. The afternoon sunlight is too strong and tends to take too much oxygen from the water.

Floating weeds, such as *Anacharis*, are used as hiding places for the young. This refuge is very necessary as the older fish eat the baby fish as soon as the latter are able to move around, just as a male tiger will eat its young.

After the water is poured into the tank, the aquarium should stand for about twenty-four hours before the fish are put in. The water, for tropical fish, should be changed very seldom. Green water is medicated water for the tropics.

You know how uncomfortable and unwell you feel if the temperature of a room you are in keeps shifting continually. It is the same way with tropical fish, except that the fish are often permanently injured by such neglect. The aquarium water should be kept at a temperature of about 74-78 degrees Fahrenheit. If there is a drop in the temperature of the room at night, it is best to have a heater installed in the tank. If the temperature is quite regular however, cover the aquarium with a warm blanket at night.

Floating thermometers or thermometers attached to the side of the tank are a necessity if an even temperature is to be maintained.

Attractive as little imitation castles and other aquarium ornaments are, if they have rough or sharp edges they must never be placed in the tank. A crushed scale on a fish is much more serious than a scratched knee on a child. Putting anything sharp in the aquarium is simply piling up a lot of trouble for yourself—a needless waste of mercurochrome and sleep, and, still worse, loss of life—in case infection sets in despite your efforts.

Selection of fish for a community tank is naturally dependent partly on one's finances, the number of fish that he feels he can handle, and his personal likes and dislikes. However, it is wise to use discretion in the combination selected, as some fish will kill other types. One should also be careful not to buy fish when they are too young.

One of the best combinations, as recommended by one authority, is as follows: two pairs of Guppies, the same number of Blue Platys, two pairs each of Red Platys and Zebra fish; one pair each of Sword-tails, Tetras von Rio, Black Mollys, and Bloodfins.

The Blue Platy is about an inch in length, having about the same iridescent coloring as the Guppy except for the predominance of blue. These fish are sometimes called Moons.

[Continued on page 236]



# Smart, watery homes for fish



With perfect poise Mr. Seal balances quite safely a small fish globe. The seal is of metal, about 10 inches long, with black enamel finish. The bowl is 4 inches in diameter—large enough for one fish. Price about \$2.98, Bloomingdale's




Very smart and modern is the aquarium supported by three black wrought-iron spears with gold finished ends. It is 33 inches high over all; bowl is 12 inches in diameter—sturdy and well balanced. The price is \$16, Mary Ryan

Plenty of room for navigation is afforded the fish in the table aquarium at the right. The tank itself is 7 x 18 x 9 with a capacity of five gallons. It has a chrome metal frame and a glass top. It costs about \$5.95 at Bloomingdale's



Distinctly unique is the cylindrical aquarium. The bowl is 20 inches long and 5½ inches high, supported by chromium ends. Its shape makes it adaptable for use in front of a window. From Russel Wright, price \$15



A happy departure from the conventional aquarium is the hanging ball. This is 8 inches in diameter, and has a chromium top fixture with air holes. \$6.20; Russel Wright

*Photographs by Dana B. Merrill*

This spring is the time to solve that guest-room problem or add that long-needed room for the children. Material costs for transforming that unused space under your roof are at the lowest level in many years. Not only can you command the most careful workmanship, but you can get it

for almost half the costs of a few years ago. Properly insulated, that small space at the top can be made into a comfortable room summer or winter and, with a little planning, made into one of the most charming and perhaps unusual rooms in the whole house. Make room at the top!



Courtesy, Wallpaper Association

## There's always Room at the Top

THOSE old builders who provided vast waste spaces at the tops of their commodious structures were undoubtedly catering to the old-fashioned housewife who hoarded a great collection of cast-offs which were put "up attic," and treasured for the possible use which seldom came. But modern housekeepers scorn such collections (unless there are precious antiques in an ancestral attic which they can gather in!) and luggage is kept in neat closets, broken furniture mended or given to some thrift shop, furs put in cedar-lined chests, and the poor old attic spends its shadowy days in dust and peace. But wait, its turn will come—has come in many homes, in fact!

Some quiet Sunday afternoon, or rainy holiday, a restless member of the family will climb those stairs and, looking around at the unused area, say, "Look at all the waste space up here! Why don't we do something with it?" If it is not

father himself who has this bright idea his interest may be roused, and he may take up his architect's measure and begin to plan where doors and windows may go. Possibly he is not entirely disinterested, for he may have hopes of becoming the possessor at last of a room of his own where his favorite hobbies may be housed. It may be books, fishing rods, or old prints, or collections of stamps.

It is like charting a newly discovered island, or coming into possession of a legacy when we begin to see the attic with that "inward eye" of which Wordsworth thought so much. Here, perhaps, are dormer windows with charming little vistas which soothe the eye and refresh the spirit. Perhaps the old chimney can have a fireplace built into it, and what is cosier than a crackling fire on the hearth in one's own sanctum? If the chimney is impracticable for such radical changes, at least it will probably accommodate an

old-fashioned Franklin stove, and this is no mean substitute on a chill fall evening.

It is advisable to consult an architect if you are making any elaborate changes, for his trained eye will see more possibilities than yours.

There may be big beams overhead which will add a picturesque aspect to the new interior, simple paneling may be skillfully adapted from old doors, or new wall surfaces and partitions made of wall-board which may have a rough finish itself, be painted, or covered with cheerful wallpaper. You may be lucky enough to have floors with wide boards, which are good enough to stain and polish, but, if they are not, there is the ever practical and beautiful linoleum waiting to cover all imperfections in the floor line. If there are fine old floor boards and beamed ceilings you have just the proper setting for the pieces of Early American furniture which may come to light underneath



In the camp of Madame Louise Homer, Lake George, N. Y.

M. E. Hewitt

the eaves or perfect reproductions which may be bought at the furniture store.

Father and the boys may want a room with a floor which neither wet shoes nor dogs' feet can harm, and plenty of space for a work bench, while mother's prospecting eyes are probably visualizing many built-in drawers for her sewing, and a good place by a window for her hooked rug frame and her sewing machine. Brother may wish to fix his newly acquired real estate into a pirate's ship, and sister hers into the nearest replica she can promote to a Hollywood dressing room. Each will have fun bringing his or her ideal to life.

Our illustrations show many different ways in which house owners have evolved charming, unusual rooms from spaces which undoubtedly have been deserted for years until some one with imagination touched them with its magic wand. In the illustration at the top of this page we see a delightful, commodious room apparently developed from an attic with a sloping roof and dormer windows. Here capacious chests of drawers have been built in under the eaves, a fireplace installed in the chimney, a French door opened into the room beyond, and fresh chintz adapted to bed cover and draperies. The floor has been spread first with a plain broadloom carpet rug, on which is laid a huge, colorful braided oval.

The picture in the center displays a really ingenious use of cramped space, for here in this irregular interior has been installed all the comforts which a feminine heart could desire. Here is a cosy, built-in desk with a convenient chest of drawers beside it, closet space under the eaves and a wardrobe to augment that, a chintz-draped dressing table and stool with a wide bed covered to match. There is also a perfect cavern of a luxurious lounging chair with magazines, flowers, and a reading lamp close by. The great hooked rug doubtless adds rich notes of color to this retreat under the eaves.

A luxurious dressing room is shown in the picture at the bottom with a noble dressing table spread with all the equipment which women love, and crowned by an enormous mirror. On the opposite side is a fine open fireplace with a raised hearth, and quaint mantelpiece with a dentilled edge. To the left is a window hung with a frilly muslin curtain and valance, and beside it a deep, luxuriously cushioned *chaise longue*.

There seems to be always a touch of romance about rooms which have come to life from dormant waste spaces. There is quite likely to be an element of the unusual about them, and they are sources of pride to their owners, since the comforts and conveniences found in them are expressions of invention rather than of formal usage planned from the start.




House built and furnished by high school students in Highland Park, Ill.

Hecketsweiler

Home of Mrs. Atwood, Stamford, Conn.

John Wallace Gillies





A conveniently placed driveway post of a switch-controlled garage door operator. (Barber-Colman Company)

## The Small Garage Keeps Pace

*Daniel D. Merrill, A. I. A.*

IT is not so long ago that the first automobile, or "devil wagon," was compelled by City Ordinance to chug down Fifth Avenue preceded by a man on horseback waving a red flag. To-day it has assumed the status of a household necessity. Naturally the social status of the garage has kept pace as well, and it has demanded its place as an integral part of a home, instead of being relegated to the far corner of the property. And, rightfully so. There is no reason why the garage attached directly to the house should not become a delightful part of the whole composition, and perform its own function in that composition along with the entrance motif, the sunporch, or the garden. It should logically be located at the service end of the house, and modern conditions almost demand that it accommodate two cars. Should ideal conditions prevail, it ought to be directly accessible from the entrance hall without passage through the kitchen or pantry which is rather annoying.

The Fire Underwriters recommend, and

some building codes demand, that the door between the garage and the house itself be of a fire resisting type, and that the interior walls and ceiling of the garage be covered with a fire resisting wall board, or cement plaster on metal lath. Even though the element of fire is almost negligible with the modern automobile, and the fire insurance rating bureaus recognize this fact by not increasing the insurance rate for the attached garage, nevertheless the protection thus afforded adds to the peace of mind of the home owner.

The question of the ventilation of the garage is one of the most important, for the mixture of carbon monoxide, carbon dioxide, nitrogen, and water vapor from the exhaust of a running motor is a deadly poison. Although the gas is somewhat heavier than air at the same temperature, it issues from the exhaust at so high a temperature that it at first rises. It is desirable, therefore, to place vent louvers at both the ceiling and the floor level of the garage, and to place the

finished floor of the garage at least one foot below the adjoining house floor level. After all is said and done, however, the one safe rule is: never run the motor without opening the door.

Probably no single feature of the garage is quite so important and interesting from a purely mechanical standpoint as the entrance door and its hardware. The most simple of all is the double outswinging type, either the stock panel door or, in the case of the increasingly popular Early American character of house, one built up of random width boards. Once upon a time, a door less than eight feet high was out of the question, but automobiles and door styles have changed, and now a seven-foot-high door will provide ample clearance for the modern cars. The door width for each car should be at least eight feet.

The most economically efficient hardware for this outswinging type door is the standard set consisting of ball-bearing outside strap hinges, three to each door, which may be obtained with a strap

length of 24" or 36" to give the proper architectural character; chain top bolt and foot operated, or cane bottom bolt; mortise thumb latch and cushion type door holders. One door of the garage should be equipped with a cylinder lock so arranged that it may be opened by the front door key of the house. Such a set will cost about \$32 for each opening or pair of doors, with an additional cost of about \$18 for the stock doors themselves. A refinement costing an additional \$2 will be the substitution of an Espagnolette door bolt in place of the




These garage doors are raised to the ceiling and slide on an overhead trolley with ball bearings. (Coburn Trolley Track Mfg. Company)

top and bottom bolts; this opens and locks both the top and bottom of the door with one turn of the center handle, and operates in such a way that considerable leverage is applied to draw the door (even thought warped) into proper place. Sherardized material will reduce the tendency to rust, with the resulting discoloration of the painted door surface.

There are numerous variations of the sliding garage door—in fact too many to permit description of each in detail. Each has its own adherents and the specific conditions of each garage will, in the end, dictate the kind best suited to

It is extremely important that the hardware on a garage door be well made and the door tight fitting. Below, folding door. (Richards-Wilcox)



AMERICAN HOME PORTFOLIO ~6



In this type of overhead door the door itself is divided into four equal sections which are hinged horizontally. (Barber-Colman Company)

solve the problem. In general, however, there are three types suitable for the usual two-car home garage:

The parallel sliding type consists of two doors covering the entire door opening and sliding parallel to one another on ball-bearing hangers running on overhead tracks. Unless there is considerable wall surface on either side of the opening, which seldom occurs in the minimum two-car garage, part of the opening will be closed at all times, permitting one car only to leave or enter, without shifting the doors. The hardware for a two-car installation consisting of tracks, hangers, weather strip between the two doors, floor and door guides, handles, mortise bit key lock, and bolt, will cost approximately \$50; the doors themselves, about \$40.

A second type of sliding door is that in which a number of doors, each preferably not over 3 feet wide, are hinged together and slide and fold back against the side walls adjoining the opening,

An overhead type of door that swings up in one section, well balanced and requires no effort to lift. (Coburn Trolley Track Mfg. Co.)




either all on one side, or, better still, half the number on each side. The ball-bearing hangers and track are in general similar to those used on the first type, but of course differently arranged to meet the operation requirements. The doors can be arranged to fold outside or inside the garage. The outside type is less desirable in view of the fact that a heavy snowfall may obstruct the operation, as is the case with the simple hinged outswinging doors. Complete six door sets of hardware cost approximately \$40; the doors cost in the neighborhood of \$7 each.




Interior view of float-over door showing special construction for minimum headroom. The door is hinged in sections. (Cornell Iron Works)

Another variation of the sliding type is that in which the doors when opened assume their position parallel to the side walls of the garage; one large door for each car opening, or a number of smaller doors may be used. The latter is much the better arrangement, both in ease of handling, and in view of the fact that the single door in its travel will project farther across the corner of the garage, thus requiring a greater intervening space between the doorway and the car. Complete hardware equipment for a two-car garage will cost approximately \$55; the six doors [Continued on page 237]

Two doors sliding from jamb to jamb on two parallel tracks; with weatherstrips. One doorway may be open at a time. (Richards-Wilcox)





What type of doorway?  
 Apple green or blue shutters?  
 Try it out and see  
 for yourself!

## Cut-out Patterns in FULL Color!

We announce a unique, new service to AMERICAN HOME readers—a model house with a floor plan, and a wide choice of architectural details so that you may paste up the kind of finished house you think you want—and then see it exactly as it will appear when built—color and all! No need to say that it will be fun doing it—as well as save you most costly mistakes by knowing exactly what you want when you start to build. Different popular types of houses will appear in subsequent issues of THE AMERICAN HOME—this is the first in the series. Watch for them!

Two types of side walls, a roof, and floor plan for a Colonial house

Three styles of shutters

Two types of windows

Doorways, chimneys, roofs, planting—  
 even a blue sky to paste up!

—ALL IN FULL COLOR

For paste-building a model house

Send 50¢ in stamps or money order for this full-color pattern to THE AMERICAN HOME, Garden City, New York

220



# Build it first with shears and paste pot!

**Y**OU will find this novel plan for designing your own house actually more fun than a jig-saw puzzle and infinitely more instructive—especially if you are cherishing a dream picture of the little Colonial house you'd like to have at some future time. In short, we supply you

with all the parts in color for designing the front elevation of the house, similar to the one shown here, and you provide the paste pot and shears—the enthusiasm will follow of its own accord.


The creator of this cut-out house designing scheme, Harry A. Groesbeck, Jr., member of the National Alliance of Art and Industry, has worked closely with a well-known architect so that all the materials and designs suggested are authentic and architecturally correct.

In spite of the fact that houses should be planned from the inside, we believe that a good many of them begin with a mental pattern of the exterior. Perhaps these dream houses first take shape in the form of a pencil sketch on the back of an old envelope. Then an attempt is made to fit the desired inside arrangement into the picture of the exterior. It is to assist the amateur, therefore, in producing a more natural finished effect in place of his rough pencil sketch that this scheme has been presented.

The complete set of cut-out materials offered for "building" the front elevation of this typical Colonial house consists of: two types of side wall finishes—clapboards and shingles; one type of roof; three types of front entrances, doors, and steps; two types of windows, shutters of three different types; two chimneys; two types of metal gutters and leaders; a little picket fence with brightly colored flowers peeking through; a patch of green lawn for the house to rest upon; a large shade tree and some shrubs and a blue sky mat for a background. All parts are reproduced in their natural colors—even purplish gray shadows have been captured where they fall naturally. In some instances, as with the shutters, a choice of colors has been given.

Every detail has been worked out accurately to the scale of 1 inch = 3 feet. The pasted elevation, then, of a forty-foot house will be about 13 inches wide when completed.

Of course, opinions will vary when it comes to designing even a simple Colonial type of house, but with this choice of material one may experiment until the desired effect is produced—and this method will be found ever so much cheaper than experimenting with the actual building materials and supplies.



*Design and renderings by Melvin Pratt Spalding, A. I. A.*



G. G. Nearing



Hybrid Rhododendron  
Lady Clermont

## Rhododendrons Need Less Care than Most Plants

# PUBLIC OPINION TO THE CONTRARY!

IN MOST localities Rhododendrons are not hard to grow—quite the contrary, when their needs are understood and remembered. They can be made to thrive with rather less work and care than most plants require. Yet great care is needed however to keep them alive in the extreme north, in alkali or limestone country, and in very dry climates.

Dug with a good ball of roots, something particularly easy for Rhododendrons, transplanting should be a simple matter almost any time in spring or fall, and nearly always successful.

As China is the world's great Rhododendron garden, do not be surprised that the right way to grow big corn and fat cabbage is absolutely the wrong way to grow these glorious colorful evergreens. Even the wild Rhododendrons of our own Eastern mountains have this topsy-turvy point of view, and so do Mountain Laurel, Andromeda, Leucothoe, Azaleas, and others that boast close relationship with the king of flowering shrubs.

Note now the differences between Rhododendron culture and ordinary gardening: First of all an acid soil free from lime, bone meal, or ashes. These foods for the vegetable garden are poisons to Rhododendrons and should not be used.

Usually it is possible to recognize the

character of the soil by the nature of the rocks which underly it. Where limestone or serpentine abound, expect a soil too alkaline for Rhododendron culture. Where granites, schists, shales, or sandstones make up the body of the rock, look for acid or neutral conditions, or a mild alkalinity which can be overcome.

But in any case it is best to make sure of acidity by generous use of acid peat or granulated peat moss, which is acid, and which may be bought at any nursery or seed store. If your soil is so strongly alkaline that peat will not correct it, then it may still be acidified by the cautious use of alum. If the local water supply is hard (alkaline) it may be necessary to correct it with alum or, use collected rainwater.

A second difference is the matter of cultivation. Few gardeners would attempt to raise vegetables without hoe or cultivator. Yet that is not the correct treatment for Rhododendrons. The earth should never be stirred—never!

Rhododendrons put out fine feeding roots close to the surface. If you break them the supply of water and plant food is reduced. Some of the leaves turn yellow and fall off, and the plants languish.

Instead of cultivating the ground, keep it mulched and add to it every year.

Make the mulch of leaf mold, from oak leaves if possible, *very old* well-rotted manure, and peat or granulated peat moss. If these are mixed together beforehand, so much the better.

Add not more than an inch or two to the mulch each year before flowering time. In the fall put on a few inches of newly fallen leaves, anchoring them with twigs and branches or coarse litter. Salt hay is often substituted for the leaves, but should be mixed with twigs to keep it from packing. A better material, because it will not pack or rot, is the straw of Eulalia grass.

Now a third difference. The fertilizers you use on the vegetable garden should never be applied to the Rhododendron mulch. No lime! No bonemeal! No phosphates! No ashes! No fresh manure!

The mulch applied each year will furnish all needed food. These other substances are poison to Rhododendrons, though indispensable for ordinary gardening.

A few other substances benefit Rhododendrons in some cases—tankage; aluminum sulphate and ferrous sulphate if sparingly used. Fertilizers prepared and advertised *especially* for Rhododendrons are usually good; those described



as "also good for Rhododendrons" had best be tried cautiously.

Other conditions not to be overlooked are: Shelter from all winds, but especially the north and west. A sharp hill, a woodland, building, wall, hedge, or a screen-planting of evergreens will serve. Plant at least four feet away from any wall because of the poison in lime, cement, and stucco, and farther from a hedge, because of the feeding roots.

Provide for shade part of the day. Oak trees whose branches do not hang lower than fifteen or twenty feet from the ground are ideal. Birch, Magnolia, Cherry, Pine are good. But Maple, Buttonwood, Elm, Linden, Poplar, and Willow are not because their surface-feeding roots take up moisture and food so greedily that the Rhododendrons are likely to starve. Nevertheless Rhododendrons may be made to thrive under them by heavy and frequent mulching and watering.

Soak with water once or twice a week in dry weather, rather than sprinkle every day. The roots should not be allowed to dry out, especially in spring, when a large supply of moisture is needed in preparation for blooming.

See that water does not stand on the roots in winter; it will not if the mulch is properly heaped up each year.

Loamy soil is preferred. Sand soils should be strengthened and clay soils lightened by digging in such materials as are used in the mulch.

Newly transplanted specimens tend to overproduce, even killing themselves if not cared for. The first and second winters, cut away half or more of the fat onion-shaped buds which would produce the flowers in spring, being careful not to destroy the smaller buds, out of which the new growth must come.

After flowering, remove all the flower heads, and do not let them set seed. Otherwise the blossoms next year will be few or none.

There is one other caution. When tips are seen to wilt and die in the summer, cut them out at once, and follow down the wood till you have clean wood with no brown spots or holes. In this way you control the Rhododendron's two worst enemies, borer and tip-blight, both of which work down and destroy whole large branches unless caught early.

There is another pest, the lace-winged fly, which feeds on the under-surface of the leaves. It may be destroyed with soap sprays or very weak oil emulsions. But plants grown under proper conditions of shade are almost never attacked. The best remedy is health.

Only a few kinds of Rhododendron prove hardy in the extreme northern states. If we disregard the Lapland

**Rhododendron sino-grande, an Asiatic species with two-foot leaves and immense white flowers with crimson blotches. One of the most showy. Photograph by Reginald A. Malby**

Rhododendron, a dwarf arctic species rarely cultivated, the hardiest is Rhododendron maximum, the Rose Bay or Buck Laurel, almost white. Flowers about July 1st. It grows naturally in Nova Scotia and southern Ontario to the Carolinas and is the one most sold by nurseries.

Properly grown the Rose Bay is an evergreen of striking beauty, but as usually seen it cannot be called even presentable.

More than any other common Rhododendron it requires shade. It should never be planted where the sun strikes it more than three or four hours a day. Strong winds must not blow upon it, and it must never be allowed to dry out at the root.

Not all Rhododendrons insist on shade, though nearly all do better for at least a little of it. Maximum must have it or remain a sickly, yellow, half-leafless and nearly growthless thing.

Carloads of maximum are every year brought out of the southern mountains and planted in the open, where their bedraggled starved appearance and late sparse bloom are giving many garden beginners a wrong impression of Rhododendrons in general. Properly placed in the shade, these same pitiful skeletons would develop into splendid shrubs, though not comparable of course to the many colored and larger-flowering garden hybrids. [Continued on page 248]



# What to Plant for Garden Color

The best in hardy perennials arranged by size and season

Compiled for THE AMERICAN HOME


Copyright, 1933, by American Home-Country Life Corp.

by ROMAINE B. WARE


Season	White and shades	Yellow—Orange	Pink	Red	Blue—Purple
<p><b>SPRING</b></p> <p>Bulbs in great variety are also valuable spring flowers.</p> <p>Most things in this group are best if planted in the fall.</p>	<p><b>DWARF</b></p> <p>Arabis Dianthus Hepatica Iberis Iris pumila Papaver nudicaule Phlox subulata Sedum Viola</p> <p><b>MEDIUM</b></p> <p>Aquilegia Campanula</p> <p><b>TALL</b></p> <p>Gypsophila Peony (tree)</p>	<p><b>DWARF</b></p> <p>Alyssum Caltha Erythronium Iris pumila Papaver nudicaule Primula Sedum</p> <p><b>MEDIUM</b></p> <p>Aquilegia Doronicum Hemerocallis Trollius</p> <p><b>TALL</b></p> <p>Hemerocallis Peony (tree)</p>	<p><b>DWARF</b></p> <p>Aubrietia Gypsophila Lychnis Papaver nudicaule Phlox subulata Primula</p> <p><b>MEDIUM</b></p> <p>Papaver orientale</p> <p><b>TALL</b></p> <p>Peony (tree)</p>	<p><b>DWARF</b></p> <p>Lychnis Papaver nudicaule Phlox subulata Primula</p> <p><b>MEDIUM</b></p> <p>Papaver orientale</p> <p><b>TALL</b></p> <p>Peony (tree)</p>	<p><b>DWARF</b></p> <p>Anemone pulsatilla Aster alpinus Aubrietia Gentiana Hepatica Iris pumila Nepeta Phlox divaricata Trillium Veronica Viola</p> <p><b>MEDIUM</b></p> <p>Anchusa Aquilegia Campanula</p>
<p><b>EARLY SUMMER</b></p> <p>In most gardens this is the height of the color display.</p> <p>Many in this season group are also found in the next two because of their continued blooming.</p> <p>Bulbs such as Lilies, Montbretias, Tigridias, Gladiolus and others add to the display during the summer months.</p> <p>Early summer is the time to plan and plant for fall color.</p>	<p><b>DWARF</b></p> <p>Achillea Arenaria Cerastium Dianthus Gypsophila Helianthemum Heuchera Saxifraga Sedum Silene Thymus Viola</p> <p><b>MEDIUM</b></p> <p>Achillea Aquilegia Astilbe Campanula Gypsophila Hesperis Iris Linum Lychnis Papaver orientale Phlox Platycodon Pyrethrum Scabiosa Thalictrum Veronica</p> <p><b>TALL</b></p> <p>Aconitum Althaea rosea Delphinium Dictamnus Digitalis Iris Lupinus Monarda Peony Yucca</p>	<p><b>DWARF</b></p> <p>Alyssum Helianthemum Potentilla Primula Sedum Thalictrum Viola</p> <p><b>MEDIUM</b></p> <p>Aquilegia Coreopsis Doronicum Gaillardia Geum Helenium Hemerocallis Iris Oenothera Potentilla Thalictrum Trollius</p> <p><b>TALL</b></p> <p>Althaea rosea Digitalis Iris Lupinus Thalictrum Thermopsis</p>	<p><b>DWARF</b></p> <p>Allium Dicentra Dodecatheon Erica Helianthemum Heuchera Primula Thymus</p> <p><b>MEDIUM</b></p> <p>Achillea Agrostemma Aquilegia Armeria Astilbe Dianthus Hesperis Incarvillea Iris Lychnis Papaver orientale Pyrethrum</p> <p><b>TALL</b></p> <p>Althaea rosea Digitalis Iris Lupinus Monarda Peony Valeriana</p>	<p><b>DWARF</b></p> <p>Armeria Erica Helianthemum Heuchera Primula Thymus</p> <p><b>MEDIUM</b></p> <p>Agrostemma Astilbe Dianthus Gaillardia Geum Lychnis Papaver orientale Phlox ovata Potentilla Pyrethrum</p> <p><b>TALL</b></p> <p>Althaea rosea Dictamnus Iris Monarda Peony</p>	<p><b>DWARF</b></p> <p>Campanula Myosotis Nepeta Veronica Viola</p> <p><b>MEDIUM</b></p> <p>Agapanthus Anchusa Aquilegia Campanula Delphinium Geranium Iris Linum Mertensia Phlox Platycodon Scabiosa Thalictrum</p> <p><b>TALL</b></p> <p>Aconitum Anchusa Campanula Delphinium Iris Liatris Lupinus</p>
				<p><b>NOTE</b>—These classifications as to color and height indicate in a general way the variations. Check all varieties carefully in one or more comprehensive catalogs where many additional kinds will be found. Color indications are approximate as so many varieties come in between the above groups.</p>	
<p><b>LATE SUMMER</b></p> <p>This period is likely to be lacking in color unless special efforts are made both in planting and care.</p> <p>Annuals in masses should freely supplement the perennials.</p> <p>Shearing back and feeding help many varieties.</p>	<p><b>DWARF</b></p> <p>Arenaria Dianthus Sedum Silene Viola</p> <p><b>MEDIUM</b></p> <p>Campanula Erigeron Gypsophila Linum Phlox Physostegia Scabiosa Sidalcea Stokesia</p> <p><b>TALL</b></p> <p>Aster Boltonia Cimicifuga Delphinium Eupatorium Hibiscus Phlox Romneya coulteri</p>	<p><b>DWARF</b></p> <p>Achillea Alyssum Dianthus Hypericum Sedum Sempervivum Viola</p> <p><b>MEDIUM</b></p> <p>Centaurea Coreopsis Gaillardia Geum Oenothera Potentilla</p> <p><b>TALL</b></p> <p>Cassia Helenium Helianthus Heliopsis Rudbeckia Senecio Thalictrum Tritoma Verbascum</p>	<p><b>DWARF</b></p> <p>Dicentra Sedum Silene Tunica Viola</p> <p><b>MEDIUM</b></p> <p>Achillea Armeria Centaurea Erigeron Lythrum Phlox Physostegia Sedum Sidalcea</p> <p><b>TALL</b></p> <p>Aster Boltonia Hibiscus Phlox</p>	<p><b>DWARF</b></p> <p>Sempervivum</p> <p><b>MEDIUM</b></p> <p>Gaillardia Geum Pentstemon Phlox Potentilla</p> <p><b>TALL</b></p> <p>Helenium Hibiscus Lobelia Phlox Senecio Tritoma</p>	<p><b>DWARF</b></p> <p>Gentiana Myosotis Plumbago Veronica Viola</p> <p><b>MEDIUM</b></p> <p>Campanula Centaurea Erigeron Funkia Lavandula Linum Phlox Scabiosa Statice Stokesia Veronica</p> <p><b>TALL</b></p> <p>Aconitum Anchusa Aster Campanula Delphinium Liatris Lobelia Senecio Thalictrum</p>
<p><b>FALL</b></p> <p>The right varieties supply color even after early frosts.</p>	<p><b>DWARF</b></p> <p>Viola</p> <p><b>MEDIUM</b></p> <p>Anemone Stokesia</p> <p><b>TALL</b></p> <p>Aster Chrysanthemum Delphinium Pyrethrum uliginosum</p>	<p><b>DWARF</b></p> <p>Sempervivum Viola</p> <p><b>MEDIUM</b></p> <p>Coreopsis Gaillardia</p> <p><b>TALL</b></p> <p>Chrysanthemum Helenium Helianthus Senecio</p>	<p><b>DWARF</b></p> <p>Aster Viola</p> <p><b>MEDIUM</b></p> <p>Achillea Anemone</p> <p><b>TALL</b></p> <p>Aster Chrysanthemum</p>	<p><b>DWARF</b></p> <p>Sempervivum</p> <p><b>MEDIUM</b></p> <p>Gaillardia</p> <p><b>TALL</b></p> <p>Chrysanthemum Helenium</p>	<p><b>DWARF</b></p> <p>Viola</p> <p><b>MEDIUM</b></p> <p>Delphinium Stokesia</p> <p><b>TALL</b></p> <p>Aconitum Aster Delphinium Echinacea purpurea</p>

# EGGS AND MUSHROOMS FOR LENT

*Dorothy Blake*



Goold Studios



**E**ggs and mushrooms are about as different in flavor and texture as one can imagine. But they have one characteristic in common. They develop their best flavor and most delicious consistency when they are cooked slowly at low temperatures. A fresh mushroom should be firm, smooth, and have no sign of wrinkled skin or shriveled stem. Those with white skin are no better than the ones with dark, and with both varieties, if they are not too old before picking, peeling is unnecessary. Wash and drain them thoroughly before cooking them in any manner.

## Mushrooms Stephanie

This is a Bohemian recipe which makes a good main dish for a meatless meal.

Brown:

- 1 pound of mushrooms, cut lengthwise, stem and cap
- 3 tablespoonfuls butter

Add:

- 3 rounding tablespoonfuls flour
  - ¼ teaspoonful sugar
- Stir and cook until dark brown.

Add slowly:

- 1½ cupfuls water
- ¼ teaspoonful caraway seed
- ½ teaspoonful salt
- ¼ teaspoonful paprika

Stir until smooth and then cover and simmer gently for ten minutes.

## Mushrooms au gratin

A green salad, crisp bread or rolls, a rather sweet desert with coffee makes this an unusual Sunday night supper.

Separate the caps and stems from 1 pound mushrooms.

Chop:

- Mushroom stems
- 1 small onion
- Spray of parsley

Brown mushroom caps in 3 tablespoonfuls butter and remove mushrooms. Simmer the chopped mixture, covered, in this butter for 5 minutes.

Add:

- 3 tablespoonfuls flour and stir until smooth
- 1½ cupfuls water
- 1 bouillon cube
- ¼ teaspoonful salt

Stir until smooth and thick. Add 2 tablespoonfuls lemon juice. Put in baking dish and cover with cracker or bread crumbs and grated cheese mixed together. Brown in moderate oven.

## Stuffed mushrooms

Select large mushrooms and allow from four to six for each person. Chop mushroom stems, 1 slice onion, 1 slice green pepper. Simmer in 2 tablespoonfuls butter. Remove from fire and add:

- 1 cupful soft bread crumbs, or enough to make thick dressing
- ½ teaspoonful salt
- ¼ teaspoonful pepper
- ¼ teaspoonful thyme

Place the mushroom caps, hollow side up, in baking pan and fill hollows with stuffing. Put a stoned, ripe olive and a small square of bacon on the top of each. Add ¼ cupful water around them and bake in a moderate oven until stuffing is brown and mushrooms are tender—about twenty minutes.

## Bridge party mushrooms

This may be served in a chafing dish at the table or in patty shells or ramekins for individual service. But by all means have it hot and add crisp celery and small, scraped, raw carrots to your relish dish.

Simmer caps from 1 pound mushrooms in 3 tablespoonfuls butter, do not brown.

Remove mushrooms and stir in 4 tablespoonfuls of flour with the liquid until smooth. Add slowly:

- 3 cupfuls of rich milk
- 1 teaspoonful salt
- ¼ teaspoonful pepper

Cook gently for ten minutes and stir often as it sticks easily. Five minutes before serving add a small can of well-drained shrimp or ½ pound of fresh shrimp, and ½ cupful of sharp cheese. Serves eight.

## Eggs Benedict

Eggs Benedict appear on nearly every menu offered by first-class hotels and restaurants. It is just about a basic recipe and once you have mastered it the variations are pretty nearly unlimited.

Split English muffins apart with a fork and toast and butter generously. Spread lightly with anchovy paste or deviled ham. Place poached egg on top and cover with Hollandaise sauce.

## Hollandaise sauce

Melt 2 tablespoonfuls butter in double boiler. Stir in ½ tablespoonful flour until smooth. Add ⅓ cupful water and stir and cook until thick. Cook 10 minutes longer.

Add:

- 2 tablespoonfuls lemon juice
- 2 egg yolks
- ¼ teaspoonful salt

Cook, stirring, for 2 minutes more and just before removing from the fire stir in another tablespoonful of butter.

## Variations of eggs Benedict

Spread muffin with:

1. Hot broiled tomato or chili sauce, egg, cheese sauce.

- Hot minced fowl in gravy, egg, brown mushroom sauce.
- Butter mixed with chopped parsley and onion, egg, tomato cheese sauce.
- Hot creamed crabmeat, egg, pimiento cream sauce.

### Omelets

Make either French or puffy omelet for these dishes. The addition of water instead of milk makes a more tender product but not quite so nourishing.

### Springtime omelet

Add 1 tablespoonful each of finely chopped parsley, onion, celery, cucumber

to a six-egg omelet. Garnish with small radishes and serve French bread or crescent rolls.

### Cauliflower omelet

Pour over folded omelet 2 cupfuls hot creamed cauliflower. Sprinkle thickly with coarsely chopped pecans. A grapefruit or orange salad garnished with fresh mint, a plate of Melba toast, coffee with preserved ginger and cream cheese make a delicious luncheon.

### Sweet omelets for dessert

- Spread with orange marmalade and fold. Sprinkle with powdered sugar, run under broiler.

- Spread with thick apple sauce, fold, and sprinkle with cinnamon and sugar and brown under broiler.
- Spread with raspberry jam and sprinkle with powdered sugar and lemon juice after it is folded.
- Spread with grated maple sugar and chopped black walnuts before folding. Serve with maple syrup.

### Sea food omelet

Add 1 tablespoonful anchovy paste to omelet mixture before cooking. Fold and pour over 2 cupfuls creamed shrimp. Lobster, crab meat, oysters, or a mixture of two of these may be used.

# MAKE MINE CHOCOLATE!

## Recipes by

OF ALL flavors chocolate still holds first place in popularity—especially among men. But it must be an honest-to-goodness chocolate flavor—not insipid and undecided.

### Chocolate cake

Cut up 6 squares of unsweetened chocolate. Beat the yolk of an egg. Add  $\frac{3}{4}$  cupful of milk and 1 cupful of sugar. Beat well, then scatter in the chocolate. Very slowly, bring to boil. Continue to boil until mixture thickens. Stir well. Cool. This is just the beginning. Now for the cake, itself:

- $\frac{1}{2}$  cupful shortening
- 1 cupful sugar
- 3 eggs
- $2\frac{1}{4}$  cupfuls cake flour
- 2 teaspoonfuls baking powder
- 1 teaspoonful vanilla
- $\frac{1}{2}$  teaspoonful almond
- Chocolate mixture

Cream shortening. Add sugar and beat in well. Add beaten egg yolks. Sift flour and baking powder together and add. Add vanilla and almond. Add stiffly beaten egg whites. Mix well. Add the cooked chocolate mixture. Mix thoroughly. Line loaf tin with greased paper. Pour in batter. Bake for 30 minutes in moderate oven (350° F.).



For the frosting, which spreads its regal excellence all over this man-delighting cake, cut up  $2\frac{1}{2}$  squares of unsweetened chocolate. Whip the yolk of the egg lightly in 3 tablespoonfuls of milk. Add 1 cupful of sugar, 1 tablespoonful of butter, 1 teaspoonful of vanilla and the cut-up chocolate. Bring slowly to boiling point. Remove from fire. Beat

## Mrs. Penrose Lyly

with wire whip until thick enough to spread. Cool.

For the Stag Dinner at home and such other little functions designed to improve masculine dispositions, this mousse will bring anthems from the delighted male chorus.

### Chocolate-coffee mousse

- 1 cupful strong coffee
- $1\frac{1}{2}$  squares unsweetened chocolate
- 1 pint cream
- 1 cupful sugar
- 2 tablespoonfuls chopped almonds
- $\frac{1}{2}$  teaspoonful almond extract

Put cold coffee and cut-up chocolate into saucepan and heat very slowly. When chocolate has melted, beat well with rotary beater. Cool. Beat cream very stiff. Gradually beat in sugar. Add chocolate mixture. Add almonds and almond extract.

Mix well. Pour into mold and pack in equal parts of ice and salt for 4 hours. Or else, pour into freezing tray of mechanical refrigerator and allow to stand for 4 hours. Serves 6.

Chocolate Bread Pudding, made the following way, deserves a better name, because it tastes more like smooth candy—a glorified edition of the old stand-by.

### Chocolate bread pudding

- 3 cupfuls evaporated milk
- 1 cupful cold water
- 2 cupfuls dried bread crumbs
- 4 squares unsweetened chocolate
- ½ teaspoonful salt
- 1½ cupfuls sugar
- 2 eggs
- 1 teaspoonful vanilla
- 2 teaspoonfuls grated orange peel
- 1 teaspoonful butter

Dilute evaporated milk with water. Scald. Pour over the bread crumbs and allow to stand for ½ hour. Melt chocolate in double boiler. Add ¾ cupfuls of sugar. Stir and cook until sugar has dissolved. Pour enough of the milk and crumb mixture into chocolate to make of pouring consistency. Remove from fire. To the remaining milk and crumbs, add eggs, slightly beaten, the remaining sugar, salt, vanilla, orange peel, and melted butter. Pour into greased glass or pottery baking dish. Bake for 1 hour in slow oven (250° F.). Serve either hot or cold with cream. Serves 8.

As for Gossamer Roll—well, most men would have said such tempting lightness was impossible without the help of magic. No flour is used.

### Gossamer roll

- 5 eggs
- ½ cupful sugar
- 2½ tablespoonfuls cocoa
- ¼ teaspoonful salt
- 1 cupful cream
- 2 tablespoonfuls sugar

Beat egg yolks until thick. Slowly beat in sugar. Beat in cocoa. Beat whites until stiff. Fold into yolk mixture. Use jelly-roll pan 8 by 12 inches. Dust with flour. Spread mixture evenly.

Bake for 50 minutes in slow oven (250° F.). Remove to sheet of paper sprinkled with powdered sugar. Cool. Whip cream. Beat in 2 tablespoonfuls sugar. Spread over the sheet of cake. Roll up carefully. Dust with powdered sugar. Serves 6.

Chocolate Mint Charlotte, in individual molds, does wonders for tired husbands. Mothers might try it for their bridge luncheons, too.

### Chocolate mint charlotte

- 1¼ squares unsweetened chocolate
- 1 cupful cold milk
- 4 white mint wafers
- 1 tablespoonful granulated gelatin
- ½ cupful sugar
- ⅛ teaspoonful salt
- 1 cupful cream
- ½ teaspoonful vanilla
- ½ cupful chopped pistachio nuts

Cut chocolate in pieces, break up mints, and cover with ¾ cupful of milk. Heat in double boiler. Soak gelatin in ¼ cupful milk for 5 minutes. When chocolate and mints have dissolved, beat briskly with rotary beater. Add gelatin, sugar, and salt. Stir until gelatin is completely dissolved. Cool. Add cream and vanilla. Chill until mixture becomes syrupy. Place bowl in pan of cracked ice and whip until consistency of whipped cream. Sprinkle pistachio nuts over bottom of individual molds. Fill with charlotte. Chill until firm. Unmold. Garnish with rosettes of whipped cream. Serves 6.

For unctuous flavor and bountiful nourishment, Parisian Chocolate fills the bill when the entire family wants something warm and friendly to drink before going upstairs to bed.

### Parisian chocolate

- 2½ squares unsweetened chocolate
- ½ cupful cold water
- ¾ cupful sugar
- ⅛ teaspoonful cinnamon
- Dash of salt
- ½ cupful cream, whipped
- 6 cups hot milk
- ¼ teaspoonful vanilla

Cut up chocolate and add to water. Melt over fire, stirring constantly. Beat with rotary beater until smooth. Add salt, sugar, and cinnamon. Cook another 3 minutes. Cool. Fold in whipped cream and add vanilla. Scald milk and serve in large chocolate pot. Put chocolate mixture in separate bowl. Put 1 tablespoonful of chocolate mixture in each cup and fill up with hot milk. Serves 8.

Chocolate Hard Sauce gets on excellently with hot puddings, whether they are baked, boiled, or steamed. Simple enough to make, yet it is not so well known as its far less colorful sister, plain Hard Sauce.

### Chocolate hard sauce

- ½ cupful butter
- 1 cupful powdered sugar
- 1 egg white
- 2 squares finely grated unsweetened chocolate
- ½ teaspoonful bitter almond extract
- Pinch of salt

Cream butter, then work in ½ cupful of sugar until completely blended. Using electric beater or strong hand beater, beat in unbeaten white, and, continuing to beat, gradually add the remaining ½ cupful powdered sugar. Beat for at least 10 minutes. Then whip in the grated chocolate and the bitter almond extract. Chill thoroughly before serving with a hot dessert.



The little daughter of Professor and Mrs. H. M. Hosford of the University of Arkansas. Photo by R. Gallaway



Dr. W. C. Rucker, of the U. S. Public Health Service, reported: "Nearly 10,000 American children died of measles in the year 1926. . . . From a public health standpoint, therefore, measles is a disease of prime importance." We therefore sent Mrs. Ellen D. Wangner to interview one of the nation's outstanding specialists, Dr. James D. Smith, Director of Communicable Disease Hospitals, Department of Hospitals, in the City of New York. She gives here some of the most important facts stressed by Dr. Smith in this interview

## —Lest you think of measles as nothing but a child's trivial disease!

**M**EASLES," said Dr. Smith in answer to our questions, "is one of the most common and dangerous of all the diseases of childhood. The yearly average of deaths in New York City alone from measles and its bad after-effects exceeds the combined number of deaths caused by diphtheria, scarlet fever, and whooping cough! With these figures in mind, it is difficult to understand why parents should ever consider measles a trivial disease!" Before interviewing Dr. Smith, we thought we knew something about measles, but his comments proved how very little we and, possibly, the average person, do know about this scourge of childhood!

We are glad to be able to repeat in part what he told us in the hope that mothers everywhere will see the danger of this disease and learn important facts about its symptoms and care. We summarize our call on Dr. Smith in the following group of questions and answers.

1. *Should measles be considered a serious illness? Why?*

Yes. Because of the tendency of complications frequently causing death or permanent disability.

2. *How long after exposure does the disease usually begin?*

Usually on the tenth day.

3. *What are the first symptoms?*

Simulating a cold in the head, slight fever, sneezing, running nose, inflamed eyes, and cough.

4. *A. What treatment should the mother give at once?*

*B. How long does the fever last? The rash?*

*C. What is the danger from a chill at this time?*

A. Put child to bed and give a laxative.

B. Fever usually six to seven days. Rash usually five days.

C. Tendency to favor an attack of pneumonia.

5. *If no doctor can be had, how can the mother care for the child?*

Isolate the child and keep in bed until temperature is normal. Give mild laxative (castor oil or milk of magnesia). Wash eyes every three hours with pledgets of cotton wet with a solution of boric acid, at night only when patient is awake. Give plenty of fluid during fever stage. Light diet during convalescence.

6. *Do measles patients peel?*

*A. How soon after becoming ill?*

*B. During this time should the child play with others?*

Many do. Peeling is of a fine branny character, appears especially on face and body.

*A. Follows the disappearance of the rash and lasts three to four days.*

*B. Safe providing there is no discharge from eyes or nose.*

7. *What are the possible harmful after-effects of measles?*

Increased susceptibility to other diseases as diphtheria, whooping cough, or pulmonary tuberculosis.

8. *What organs are most likely to be affected by measles?*

Lungs, ears and mastoid cells, cervical glands, rarely kidneys, eyes, and mouth.

9. *Should the eyes be protected? How long and how is this best accomplished?*

Yes. During the early stages when eyes are inflamed. Protect from direct light and bathe every two or three hours with solution of boric acid as directed above.

10. *Should the child be quarantined or kept from other children and for how long?*

Strict quarantine should be maintained until rash has disappeared and all nose and eye discharges have ceased. In uncomplicated cases, about seven days following the appearance of the rash.

11. *How is this most communicable of diseases "caught?"*

Ordinarily by direct contact with another case. Occasionally indirectly by a third person.

12. *What time of year does measles usually appear?*

Usually appears during cold weather and becomes most prevalent during March, April, May, and June.

13. *What foods should be given the child while ill?*

*A. What foods should be given while convalescing?*

*B. What foods should be given when the child seems to regain weight slowly?*

Fluids—cool water, orange juice, skimmed milk, buttermilk, thin gruels.

*A. Whole milk, cooked vegetables, cooked fruits, broths, junket, toast.*

*B. Supplement regular diet with a cod liver oil preparation.*

14. *May baths be given to lower the temperature?*

Yes, if temperature is 104° F. or over. Should be given in a warm room and the bath should be at a temperature of 90° to 95° F. and the child then placed in a warm bed. Avoid chilling!

15. *Why should children recovering from measles be kept from all violent exercise?*

The child has suffered a severe illness involving the mucous membranes or lining of the nose, throat, wind-pipe, and lungs. For two weeks following normal temperature, exercise should be limited to guard against heart strain or bronchopneumonia.

16. *What precautions against the spread of measles should the mother take?*

Isolation of patient. All attendants should wear gowns when caring for the patient and thoroughly wash with soap and running water before leaving the sickroom or touching susceptibles.

# \$1,000,000<sup>00</sup> to lend!



**NOW... you can make needed home repairs and improvements, with materials and labor at their lowest in years. Johns-Manville will gladly lend you the money!**

### Home Insulation—for comfort!

(Below) Hot summer stays outside when a thick layer of J-M Rock Wool... the remarkable material spun from melted rock... is blown into the walls of your home... and is placed between the joists of your attic floor. And you'll find winter fuel bills reduced 20% to 35% as well! A J-M Rock Wool insulation job may cost as little as \$13.20 down!



### New, colorful walls!

(Below) This kitchen is "tiled" with J-M Asbestos Wainscoting—a colorful new wall that looks, washes, and wears like tile. But costs much less. Many people use it in the bathroom, too. Any carpenter can put it in. "Tiling" this 13' x 10' kitchen cost only \$11.20 down.



### Re-roof for the last time!

(Above) A worn, leaky, inflammable roof is dangerous and expensive. J-M Asbestos Shingles are fireproof and permanent. Never leak, rot, or warp. They go on right over your present roof without fuss or mess. Why not re-roof now? This J-M roof cost only \$19.50 down.

### A "whoopie" room for \$9.20 down!

(Below) In your attic—or basement—there's waste space, easily converted into a playroom, "den," or an extra room for guests—with J-M Insulating Board. It costs so little! Adds so much to your home's "livability," your family's enjoyment. This "Whoopie Room" cost only \$9.20 down!



**H**OW OFTEN you have wished that you could do these things to your home! Nearly everybody has. But, reports from all parts of the country told us, home owners have been putting off these important improvements and repairs. Money was so scarce!

But now you need delay no longer! Out of the Johns-Manville \$1,000,000 Fund, you can actually borrow the money you need—and make these improvements now, when everything... materials and labor... costs less than in years. All you pay is a small sum down. The balance is spread over twelve easy monthly payments.

And you can borrow from this \$1,000,000 fund even though the Johns-Manville materials used represent as little as 25% of the cost of the total job done!

Compared to all other values, your home is the soundest, most stable investment you've ever made. Don't neglect it, or let it depreciate in value. Keep it modern, in good repair. Cozy to live in. A Home to be proud of! And remember, should you want to sell, modernizing it now will help you get a far better price than if you offer it in a shabby, out-of-date, run-down condition.

Simply write us. By return mail we will give you the name of your nearest J-M dealer authorized to extend the privileges of the J-M Deferred Payment Plan.

And we'll send you a free copy of a new Rotogravure Magazine on Remodeling with full details on J-M products and service.

Why not mail the coupon now?

JOHNS-MANVILLE, 292 Madison Avenue, New York City.  
I am interested in information regarding the "Million Dollars to Lend" Plan in reference to a J-M Roof , J-M Wainscoting for "tiling" , J-M Home Insulation , J-M Insulating Board for extra room .

Name \_\_\_\_\_


Street \_\_\_\_\_

City and State \_\_\_\_\_

BAH-4


**Johns-Manville** *Deferred Payment Plan for Home Owners*

*Vitally different!*



**DID YOU KNOW** that all the vital life-sustaining elements are found in whole wheat? And that Shredded Wheat is whole wheat with nothing added or taken away? It contains proteins and minerals, carbohydrates, vitamins, and the bran you need every day. That's why Shredded Wheat is the *vitally different* cereal food! Ready cooked, ready to serve. And delicious with milk or cream, with fresh or preserved fruit. Try it for ten days. Join the millions who know this *vitally different* food makes them *feel* different!



 When you see Niagara Falls on the package, you **KNOW** you have

**SHREDDED WHEAT**

FOR ALL THE FAMILY... ALL THE YEAR  
ASK YOUR GROCER FOR  
**Uneda Bakers** PRODUCTS  
NATIONAL BISCUIT COMPANY

**It is really cheaper to buy than to rent!**

[Continued from page 198]

cash. When the home is re-sold, it would have to bring \$10,200 in order to avoid a loss on the transaction. On the other hand, in the case of a home purchased on contract, any sale price in excess of the original down payment would show a profit—because the additional equity has resulted, not from capital invested, but rather from savings in rental expenditures.

However, to the majority of those who look forward to owning a home of their own some day, the question of making a profit on re-selling their home is probably of minor importance as compared with the problem of first acquiring ownership. A family accustomed to paying \$1200 per year for rent, for example, would be only too glad to reduce this cost by purchasing a \$12,000 home, were it not for one obstacle. While the original payment of \$3000 could probably be made without difficulty, an increase in the annual cash outlay from \$1200 to \$1560 might act as a serious deterrent.

Yet it is entirely feasible for any family possessed of funds for making an initial payment to own a home without increasing the annual outlay beyond the sum that it is expending annually for rent. The problem is simply one of selecting a home on which the total annual outlay covering the four items of (1) monthly payments, (2) taxes, (3) insurance, and (4) upkeep will not exceed the total annual rent payment.

As taxes, insurance, and upkeep constitute only a small percentage of the annual cash outlay, the factor which determines largely what priced home a family can afford to buy is the item of monthly payments. The size of this item is controlled, of course, by the balance remaining after the initial down payment. For example, if the sum available for monthly payments is limited to \$75, the unpaid balance must not exceed \$7,500, since the monthly payment on a land contract is usually one per cent of the unpaid balance. On this basis, a family in a position to make a down payment of \$5,000 could purchase a \$12,500 home with no greater monthly payment than a family purchasing a \$10,000 home, but making a \$2,500 initial payment.

The following illustrations reduce to concrete figures a plan whereby a family paying rent at the rate of \$100, \$50, or \$25 per month can, by varying both the purchase price and the initial payment, buy a home without making any addition to their present rent budget. By following the method shown below, it is a simple matter for those paying rentals different from those cited to calculate what priced home can be purchased for any given sum of rent money, paying for it the same as rent.

In certain communities where taxes are below the average, the four per cent allowance to cover taxes, insurance, and upkeep will permit the purchase of a house slightly higher priced than those mentioned in the examples given below. On the other hand, in localities where taxes are higher than average, it will be necessary to select a home slightly lower in price, in order to keep the total annual outlay within the rent figure.

**If you are paying \$100 per month rent (\$1200 per year)**

By purchasing a \$9,000 home and making an initial payment of \$2,250, you can pay the balance of \$6,750 with your rent money, as follows:

12 monthly payments of \$67.50 each	\$ 810.00
Taxes, insurance, and upkeep (4% of value of house and lot)	360.00
<b>Total annual outlay</b>	<b>\$1170.00</b>

**If you are paying \$50 per month rent (\$600 per year)**

This sum will enable you to purchase a \$4,500 home by making an initial payment of \$1,125 and paying the balance of \$3,375 at the rate of \$33.75 per month, as follows:

12 monthly payments of \$33.75 each	\$405.00
Taxes, insurance, and upkeep (4% of value of house and lot)	180.00
<b>Total annual outlay</b>	<b>\$585.00</b>

**If you are paying \$25 per month rent (\$300 per year)**

The \$300 annual rent money will enable you to purchase a \$2,200 home by making an initial payment of \$550, paying the balance of \$1,650 at the rate of \$16.50 per month. The annual budget would be as follows:

12 monthly payments of \$16.50 each	\$198.00
Taxes, insurance, and upkeep (4% of value of house and lot)	88.00
<b>Total annual outlay</b>	<b>\$286.00</b>

**Financing the new home**

[Continued from page 199]

I am ready for the loan. Then using the simple and inexpensive mechanism of the association, I apply for the loan, which is made upon an appraisal and an investigation of my paying habits. Once granted—at a cost for all papers, fees, mortgage, bond, etc., of usually less than \$25—I get the \$5,000, immediately beginning to pay six per cent interest on that amount, or an additional \$25 per month, while continuing my payments on the principal sum. My cost is thus \$50 per month, often no more than the rent I would have to pay for a home not my own. If I have been wise and have been accumulating by monthly payments in advance, I have only to continue with the full installment and interest payment for the remaining portion of the 142 months until my shares "mature."

I must keep the house insured and the taxes paid, as provided in the mortgage contract. If I default, the association may take the property away from me, but not until after full six months of such default, and after the officers have made an earnest endeavor to have me keep on. If I have been paying for several years, they can "readjust" my loan, starting me again on the 142 month course at a lower monthly payment. I will have had applied to the loan all my previous installment payments, plus 5% average interest on their total.

Thus, if I have saved enough money myself to invest from thirty to fifty per cent of the total cost of the home, this association plan permits me to pay the balance equitably and even profitably about as rent.

I am really writing ancient history, for there is preserved a picture of the house of Comly Rich, erected in 1832 in Frankford, near Philadelphia, with the first loan obtained from the first mutual home building organization.

[Continued on page 232]





# SLOWLY COOKED

**A LITTLE AT A TIME**

*to capture  
rich, delicious flavor*

THERE is only one way to make perfect vegetable soup—cook it slowly, in small batches, until the full flavor of each vegetable is thoroughly “brewed in.” That’s the way it’s made at home—and the way it’s made by Heinz.

Thirteen choice vegetables—fresh from the garden—contribute their goodness to Heinz Vegetable Soup. In sunny Heinz kitchens, white-clad chefs use expert care to retain the rare, elusive, delicate vegetable flavors. You’ll find it rich and wholesome—truly “home-style” in flavor—and very nutritious.

Save yourself trouble and expense by serving Heinz soups frequently. There is a wide variety from which to choose. Each is fully prepared, ready to serve, and mighty good to eat. Order an assortment today.

H. J. HEINZ COMPANY  
PITTSBURGH, U. S. A. • TORONTO, CANADA • LONDON, ENGLAND

**SOME OF THE NEW 57 VARIETIES**

- |                    |                   |                    |
|--------------------|-------------------|--------------------|
| Cream of Celery    | Gumbo Creole      | Cream of Oyster    |
| Vegetable          | Noodle            | Beef Broth         |
| Mock Turtle        | Mutton Broth      | Pepper Pot         |
| Cream of Green Pea | Cream of Tomato   | Cream of Asparagus |
| Clam Chowder       | Cream of Mushroom |                    |

# HEINZ

*homemade style*

# SOUPS

**DELICIOUS PREPARED SOUPS . . . READY TO SERVE**



Warmth at your back  
and throughout the room—

**This fireplace actually  
CIRCULATES heat**

**“WELL-DONE”**—on one side, only. That’s the way you feel sitting in front of the ordinary fireplace. It’s because such a fireplace does nothing more than radiate heat—throws it out feebly in a straight line for a few feet—no more.


A Heatilator fireplace operates on a different principle. Like a warm air furnace—it circulates heat—spreads it out through the whole room and those adjacent. It ends cold spots, draughty floors, dampness. Cuts the consumption of fuel in your main heating plant. Becomes the only heat needed in early Spring and Fall—and year-round in milder climates.

Heatilator is simple and inexpensive to install. It saves the cost of firebrick, damper and smoke chamber. Its double walled metal form becomes the builder’s form around which he builds the masonry; Heatilator can be used with any design of fireplace you prefer, without altering the decorative scheme.

**Guaranteed Not to Smoke**

Close to half of all present fireplaces cannot be used because they smoke. Heatilator is guaranteed not to smoke. Full purchase price plus up to \$20 for removal and reshipment will be refunded if any Heatilator fireplace smokes when properly installed. Before you build or remodel—get the facts about Heatilator, as have thousands of satisfied owners. Send the convenient coupon today. The Heatilator Company.

**Heatilator  
Fireplace**



*The Heatilator, complete and ready to install. Any style of fireplace can be built around it.*

Heatilator Company,  
734 Brighton Ave.,  
Syracuse, N. Y.

I want a fireplace that circulates heat. Send me free literature. (Please state if for home or camp—new or old fireplace.)

Name.....  
Address.....  
City.....

**Financing the  
new home**

[Continued from page 230]

tion, the Oxford Provident Association. The end of a century of this mutual home building effort found nearly twelve thousand such associations scattered through every state, with more than twelve million members who have joined their savings to an amount approximating nine billion dollars. Each year, even through the depression, about a half-million homes are thus financed.

Long ago legal supervision of these beneficent mutual organizations was instituted, and they are now generally supervised by the states, just as banks and insurance companies are inspected and supervised. Failures among them have occurred, of course. Venality can wreck a building association, though by no means as easily as it can break a bank, nor as frequently. The percentage of failures is much lower than for banks.

But the depression has checked the supply of money available for building homes, because many who would thus save have been either unemployed or but partly employed. When money was hardest to get, loans were called, mortgages were foreclosed, homes were lost. Here is where Herbert Hoover, the great human publicist, comes into the picture. Long a believer in home ownership as the keystone of American civilization, he put his belief to work when as President he called the memorable Conference on Home Building and Home Ownership which in December, 1931, brought together at their own expense in Washington some three thousand Americans from every state. Six months’ notice had been given, and much study had prepared the way for the four days of deliberation which as it proceeded aroused more and more enthusiasm for home ownership.

Indeed, the great impression made by this conference undoubtedly influenced a hostile Congress to yield to Mr. Hoover’s insistence and to form the Federal Home Loan Bank Board. Amply financed by the Reconstruction Finance Corporation, this new mechanism began at once to provide funds for extending the work of the building and loan associations through a series of twelve home loan banks covering the United States in as many dis-

tricts. Its first action was to check the foreclosure of mortgages held by closed national and state banks, and that saved thousands of homes to their owners.

Now in carrying forward Mr. Hoover’s stated purpose “to protect the home owner,” these banks are offering relief money, secured by pledging with them the mortgages taken by building associations, to such organizations in twenty states the laws of which permit the necessary action. Many other states are remedying their legal deficiencies in this respect as legislatures convene.

This new mechanism takes down the stop-sign on the road of home ownership. No longer need an active building association be limited in its operations to the investments of its members, or to restricted bank borrowing. It can pledge its good first mortgages as security for funds with which to build or buy homes secured by other good first mortgages. As building association operation is marvelously economical in comparison with that of banks or insurance companies, because no fancy salaries are paid and all profits automatically go to the shareholders, this additional borrowing need not increase the cost of a loan to the home owner. A well-managed building association,



The house of Comly Rich, erected in 1832, at Frankford near Philadelphia, Pa., with the first loan obtained from the first mutual home building organization, the Oxford Provident Building Association. It is still standing

charging its shareholders six per cent for home loans, can operate successfully on less than one per cent—that is, it can safely borrow federal money at five per cent, or a little more, and loan it to its members at six per cent.

Some, like myself, with a quarter-century of building association experience, see a very great advantage in this long desired Home Loan Bank federal beneficence. We have experienced, when the scheme has been hereto-

fore proposed, the opposition of the sometimes selfish and sometimes short-sighted bankers and other loaning agencies, who fear that this revolving federal participation may break their strangle-hold on American homes. We see in this Hoover development of a long cherished plan, an escape from the domination in times of financial stress by the bankers, who really keep “jails for money.” We see the self-respecting American citizen given opportunity, as the plan works into full use, as its rough corners are rubbed off, to become safely a home owner on a completely beneficent installment plan.

**Before you sign  
that contract!**


[Continued from page 199]

Respecting the mortgages, the purchaser may suppose that a given mortgage on the property matures in the future, whereas the fact may be that it is past due and may be called at any time. The contract should state the fact, and if it merely provides that title is to be taken subject to an existing mortgage of \$5000 and interest, the purchaser has no redress, in the absence of any representations, if the mortgage is payable immediately, or in installments that the purchaser may be unable to meet.

Other liens and incumbrances may include a wide variety of items. Suppose a far-fetched and unusual case where the contract provides for the taking of title subject to all liens and incumbrances of record. Such a provision means precisely what it says. The other liens and incumbrances referred to may include mortgages, judgments, mechanics’ liens, pending foreclosure or other actions affecting the title, restrictive covenants, conditions, rights of way and easements in favor of others, and a wide variety of other matters subject to which no one in his right senses would want to become an owner, if he appreciated their significance.

Or suppose a provision that title is to be taken subject to restrictive covenants and conditions contained in a specified deed or other instrument. It is possible that such covenants and conditions may preclude the erection of

[Continued on page 234]



## Who has not wished that one room, at least, might be done in the best Colonial manner?



*The Whitney Company co-operates with selected retailers in building complete homes on their floors. The doorway above identifies these houses. Within, you will find representative groupings of Early American reproductions.*

TASTES in home decoration differ—fortunately—but there are few of us indeed who do not have an affection for furniture of the Colonial period. In the simple, graceful lines of a tilt-table, a bow-back Windsor, or a solid maple chest with its “willow” brasses, all the glamour and color of Early America seem recaptured. About such pieces is something forever reminiscent of villages and commons and wide New England streets.

Naturally, not all Colonial furniture is equally desirable in our present-day scheme of things. But Whitney Colonial reproductions, copied from famous pieces now treasured in private collections or guarded in museums, place before you the better designs of the Early

American centuries at reasonable prices. Authentically reproduced in New England sunny maple and rock birch, by competent workmen trained in the Colonial tradition, this is furniture you will be proud to have your friends see.

In country place, small suburban cottage or city apartment, Whitney furniture is for use throughout the house. In the bedroom, for example, what could be more appropriate than Whitney beds, actual copies in solid maple of famous Early American bedsteads! To go

with them are generous chests of drawers, sturdy and masculine. A maple stand, with the fluted Sheraton legs, is ideal for lamp and telephone and books. A dressing glass, Chippendale mirror and Cape Cod rocker with pert ruffles are other pieces you will wish to consider in building your bedroom.

Do not imagine that Whitney furniture must be purchased in “suites.” On the contrary, you can buy one or two pieces at a time, and add to your collection as inclination dictates. Whitney patterns are “open stock.” Each piece is hand-pegged; each piece carries a triple guarantee. Exclusive Whitney dealers, located throughout the country, will be glad to help you make your selections. Ask them or write to us, for a free copy of the booklet, “How to Furnish Your Home in True Colonial Style.” A coupon is below for your convenience.

*Illustrated are: Twin beds 536 (\$20 each); Night table 439 (\$26.30); Cape Cod chair 3010 (\$24.70); Chests of drawers 513 (\$36.10 each); Dressing table 414 (\$23.50); Bench 662 (\$13.30); Mirror 242 (\$8).*

W. F. WHITNEY CO., So. ASHBURNHAM, MASS. Department AH-4-33

Please send me a copy of your booklet, “How to Furnish Your Home in True Colonial Style.” Also tell me where I can see the nearest Whitney House.



NAME \_\_\_\_\_

ADDRESS \_\_\_\_\_

NAME OF NEAREST FURNITURE STORE \_\_\_\_\_



## The AMERICAN HOME

Introduces and Recommends

### BON AMI

to The

AMERICAN HOME HOUSEWIFE

*Previously introduced*

SHREDDED WHEAT

HEINZ SOUPS

WRIGHT'S SILVER CREAM POLISH

## Before you sign that contract!

[Continued from page 232]

anything on the property except a one-family dwelling house of a certain type of construction and costing not less than \$10,000 or some other minimum amount, and provide that if anything else is constructed on the land, the title will revert to the grantor or some other person or persons in the chain of title. Such a situation would prove embarrassing if not disastrous to a buyer whose intention was to build a two-family house, or one of a different type of construction, or one costing, say, half the specified minimum. I have met many cases where the condition is that if at any time the restrictions upon the property are violated, the title shall revert to a former owner. Such restrictions may be of many kinds, and title companies, banks and other lending institutions, as well as careful individual investors are not likely to make mortgage loans upon property so affected where the restrictions are coupled with a condition for reverter in case of a breach. Upon such a reverter, the buyer's title would be lost and the mortgage would become a scrap of paper.

The only safe rule for a buyer is to insist upon a contract that states specifically or with reasonable certainty the liens and incumbrances subject to which the title is to be taken, and then to make sure that he knows the meaning and effect of each item referred to. If the contract mentions "restrictive covenants contained in a certain deed, recorded in Book 1 of deeds, page 2," the buyer should make it his business to ascertain precisely what those covenants are, before signing. To accept a contract subject to "restrictive covenants contained in deeds of record," may prove to be foolish in the extreme, although it has come to be not unusual for such contract clauses to add some such assurance as, "provided that the same do not prohibit the erection and maintenance of a building such as is now on the premises," or other words to meet a given situation.

If a buyer expects to obtain from his seller a specific right of way over lands of the seller or of anyone else, or the right to a water supply from a well on adjacent property, or the use of a near-by bathing beach, or any one of the myriad rights or easements that frequently go with deeds, he should see that the contract in-

cludes and properly states the right or easement, so that the seller cannot later contend that he is not bound to deliver.

In like manner, if the buyer wants and expects to receive any specific items of personal property, such as garden tools, ash barrels, porch furniture, or any other articles not actually of the kind attached to the real estate and known as fixtures such as would ordinarily go with a deed, the time to cover such details is when the contract is being negotiated and not after the signing.

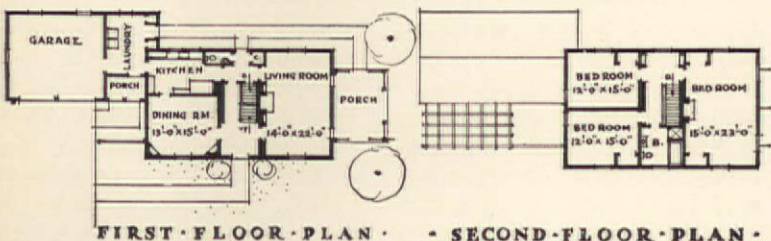
It frequently happens that a buyer expects his seller to make certain repairs or betterments or to do other things either before or after the closing of title. Such understandings should not be nebulous or left to verbal assurances, or taken for granted. The contract should be so drawn as to legally require the seller to do what the buyer expects. It is particularly risky for a buyer to contract for the purchase of an unfinished building, in course of erection or completion, without adequate contract provisions requiring the seller to complete free of mechanics' lien and other liens or claims arising out of the building operations, and within some specified time, preferably by the date of closing title.

In many cases, the seller happens to be a corporation without any substantial capital or assets, and a careful attorney would consider to what extent assurances might be taken from such a concern. Its agreement, for instance, to install an oil-burner, or to complete the building at some future time after the closing of title, might very well be worthless, unless guaranteed in writing by some responsible person, whether one of its officers or otherwise, or covered by a surety company bond.

Another important item is that of the adjustments to be made at closing. A careless buyer might be surprised to learn that back interest for a number of months upon the mortgage subject to which he is buying falls upon him, or that he must pay the land taxes for an entire year during part of which his seller used and enjoyed the premises, or that the buyer is entitled to no part of the rents collected by the seller for the



The home of Mr. John J. Herman of Orchard Park, N. Y., combines brick, clapboards, and shingles. Garage is attractively attached to the house. Hudson & Hudson were the architects



month current at the time of closing title, although that month may have many days to run, or that there is some other item that seems equitably to require adjustment but respecting which no adjustment whatever is legally required because the contract failed to protect the buyer's interests.

Still another detail about which the average layman and even some lawyers are quite in the dark, is the quality of the title to be delivered. A contract may be so drawn as to require the seller to deliver a marketable title, a merely good title as distinguished from one that is marketable, or even a title that is neither marketable nor good. The common understanding of the expression "a good title" is not at all what the law defines such a title to be. A title may be good but not marketable. A good title is one that its owner can successfully defend against the attacks of possible claimants. A marketable title is not only that, but is also and primarily one that a seller can compel his purchaser under contract to take. There is a tremendous difference between the two. Lending institutions demand marketable titles for the placement of their mortgage funds, and any sensible man wants the quality of his real estate title to be such that his proposed purchaser under a contract may

be lawfully required to perform. A title that is not marketable is not readily salable, and is worth considerably less than one that is. A buyer may agree to take title subject to matters that in themselves render the title unmarketable. Under such a contract, all that is required of the seller is that he deliver accordingly. It is frequently said that such a seller is bound to deliver a marketable title under the contract terms. What is really meant is that he is bound to deliver the title free and clear of all matters affecting the marketability of the title except as otherwise stated in the contract. As already indicated the matters "otherwise stated" may ruin the marketability.

If you happen to be intent upon buying a city or village home, you are apt to encounter a loss unless you understand that in the absence of contract terms to the contrary, a seller is not obligated to clear any notices of so-called violations that may have been filed by the municipality or any of its departments, requiring changes to be made in the building, or respecting its use. It is conceivable that such a notice might involve a financial burden sufficient to impoverish the owner or to render the lawful use of the property impossible, dependent upon the resources of its owner. Such "violations" do not so frequently relate to private one-family dwellings as to multiple

# The Future!

## ARE YOU PREPARING FOR IT?

**M**ANY men and women, with earning years now behind them, must exist for the rest of life on the proceeds of their savings.

Many more, now earning, will reach the same stage a little further along life's journey. Even the youngest income-producer should think that far ahead.

How shall the funds then in hand be used to secure the greatest possible return—(a) with a guaranty against shrinkage, (b) with freedom from investment problems, (c) with certainty to the end of life?

There is just one answer, provided no part of the original fund needs to be passed along to other hands at death . . . **buy an Annuity from a strong life insurance company.**

For a man sixty years old, The Prudential guarantees an annual payment equal to 9.25 per cent. of the purchase price. For a man at age 65 the figure is 10.7 per cent., or at age 70 it is 12.9 per cent. For a woman the percentage is slightly less (female annuitants live longer than males).

The idea is adaptable to individual needs. You can purchase with present funds an income to begin some years hence, perhaps making further purchases later as you are able. Two persons can buy a joint income to continue to the survivor after the death of the first.

Our Retirement Annuity policy enables you to secure these advantages by spreading your purchase cost equally from now to the age you choose.

### Get Yourself an Annuity

Let us suggest a plan to fit. Any local office or Agent, or the Annuity Section at the Home Office, Newark, N. J., will be glad to help



### THE PRUDENTIAL INSURANCE COMPANY OF AMERICA

EDWARD D. DUFFIELD, President HOME OFFICE, Newark, N. J.

MAIL THIS COUPON FOR ANNUITY BOOKLET

Name.....Age.....

Address .....

## Delightful Economical CRUISES

A day . . . a week . . . or longer

To the Chicago World's Fair . . . to  
Duluth . . . via Great Lakes  
Transit Liners

This summer save money. Spend your vacation on palatial Great Lakes Transit liners. Visit the Chicago World's Fair. See Duluth. Enjoy sun-swept lounging decks, meals fit for a king, spacious staterooms at greatly reduced fares. Dancing and deck sports daily. A fine vacation for all the family. Ask about our Chicago All-Expense-Plan. Other cruises as low as \$4.25.

**7 DAY GREAT LAKES  
TRANSIT CRUISE**

**BUFFALO  
CHICAGO \$60  
and  
RETURN**

Including Meals and Berth. Correspondingly low rates from other ports. (Railroad Tickets Honored)

---

**9** **BUFFALO** **\$75**

Day **DULUTH** and **RETURN**

Including Meals and Berth. Correspondingly low rates from other ports.

## GREAT LAKES TRANSIT CORPORATION

SS. Octorara, SS. Juniata, SS. Tionesta sailing frequently between Buffalo, Cleveland, Detroit, Mackinac Island, Sault Ste. Marie, Houghton, Duluth, Chicago, Milwaukee.

For full information, apply any Tourist or Railroad Agent or J. F. Condon, P.T.M., 120 Delaware Ave., Buffalo, N. Y.

## ECHO BRIDGE CURTAINS


Yours for the asking . . .

. . . a generous sample of lovely NU-TONE Marquisettes

You'll love the gossamer transparency, and the shimmering lustre of these charming flat or ruffled curtains with or without ruffled valances.

Samples of our regular NU-TONE MARQUISETTE M 176—and of M 76, a new weave with heavier thread that is particularly lovely—are

also yours for the asking. Then when you decide on the curtain styles and lengths you want, you can buy right from the sample at your favorite store.



**MARTIN MANUFACTURING CO.**

Established 1897

Boston, Mass. West Newton P. O.

## WOOL BLANKETS BATTING—ROBES

and Colonial Coverlets. Made from your own wool. Also sold direct if you have no wool. Beautiful goods. Prices lower than last year. Write for catalog and samples.

**WEST UNITY WOOLEN MILLS**  
170 Lynn Street West Unity, Ohio



**WRIGHT'S  
SILVER CREAM**

Makes WHITE PAINT and WINDOWS glisten without hard rubbing.

Send for free sample jar  
J. A. WRIGHT & CO., INC.  
5 Emerald Street Keene, N. H.

dwellings or business buildings, but there is no assurance that such a one-family dwelling may not be affected by one or more troublesome notices.

The kind of deed that the seller is required to deliver is another item of importance. A contract that merely provides for delivery of a good and sufficient deed does not entitle the purchaser to a warranty deed. Under such a contract provision the seller is only required to deliver a good deed sufficient to transfer the title, whether it be a bargain and sale deed or, in most states, a mere quit-claim deed. Inasmuch as under a warranty deed, the seller warrants the title and thereby obligates himself to sustain and to defend the title against loss arising out of any lien or defect in the title down to the time of his conveyance, it is quite understandable that a purchaser should prefer a warranty deed if he can possibly obtain it, although within comparatively recent years, there has grown up a practice on the part of sellers and their attorneys, particularly in New York City, of asking buyers to accept bargain and sale deeds. A proper bargain and sale deed is adequate to transfer the title, at least in most states, but the purchaser accepting it cannot look to his seller as he could under a deed of warranty, and is dependent upon his title policy, or if he has none, the accuracy of the title search or examination made in his behalf by his attorney, an abstract company or any other agency. Perhaps the best reason why bargain and sale deeds are commonly accepted in New York City is the prevalent custom of dependence upon title company title examinations and title insurance. Although a matter of relatively small importance, a buyer of New York property may find that in order to record a deed complying in all respects with the contract provisions, he must pay to the recording officer a penalty of \$5 because the deed does not happen to be in the short form prescribed and fixed by statute. The contract should have required such a statutory form.

What is true of the degree of care needed in the purchase of real property is equally true of a sale, lest the seller undertake that which he cannot perform. A future article may treat of the seller's side of the picture, since all buyers are potential sellers. It is not, however, the purpose of the present article to treat of the

seller's end of the contract, but only to point out to intending buyers, from their angle, the desirability of a well considered and carefully drawn contract. It would be impossible within the scope of a magazine article to go into meticulous details and examples, of which there are many to be considered, or to mention more than a few of the important and typical items for purchasers to bear in mind. Let them beware or they may find themselves in the meshes of a contract that will involve them in various ways and possibly burden them with losses that might easily have been avoided. It is foolhardy rather than economical for any intending buyer to negotiate and sign a real estate contract without the knowledge and experience that but few of them possess. While it is true that many buyers unrepresented by counsel have signed contracts of purchase without ruing the day, it is equally true that numerous others less fortunate have acted without advice to their later distress and financial loss, a fact that should deter anyone from taking a chance unless he feels that his experience and knowledge in such matters are equal to those of an attorney skilled in conveyancing.

A lawyer will know, if a layman does not, that an article such as this must be written from benevolent rather than mercenary motives, inasmuch as the real fees usually accrue from difficulties and litigation occasioned by contracts inexpertly and carelessly drawn.

## If you like fish

[Continued from page 214]

Another member of that family, the Red Platy or Red Moon, is about the same size but it is burnished flame color. It is one of the most striking of the tropics. The Red Platys have from fifteen to twenty-five young at a time while breeding.

The Zebra fish is a hardy, rather small fish, even among the tropics. Its slender body, which is about three quarters of an inch in length, is silver, and is marked distinctly with delicate black lines, running lengthwise down its sides.

The Swordtail is very vivid—its green and pale yellow coloring broken by one distinct red stripe down its side. Its long tail, definitely marked with black, is not

divided as in most fish. The Swordtail is about two inches long and is very slender.

Named for the small red splotches on their upper and lower fins, the Bloodfins are another of the iridescent type of fish, their skins having a predominance of red coloring.

The Blue Betta, a fighting fish when full grown, must usually be kept apart from other males. It is one of the most highly colored of the group, especially when breeding. The Bettas are a lovely shade of purple-blue with shadings of rose on their sides. When young they are translucent, with deep, peacock blue sides and fins.

The Guppies, which I have already described, are live-bearing, and the new-born guppy is no larger than a pin point. It is the easiest breeding fish of the group.

Guppies are some of the most interesting of the fish to watch. They dart about, fairly glowing with life, like a group of tiny acrobats.

There are three types of breeders: the live-bearing, like the Guppy, Swordtail, Molly, and Platy; egg droppers, such as the Feather Fin; bubble nest builders like the Blue Betta or the Dwarf Gourami. The first two types are self-explanatory. The bubble-nest builder, however, I had never before understood. In bubble nest building the fish builds a nest on the side of the tank, a nest that is made of air compartments and looks like a group of soap bubbles. A fish that builds such a nest is called a Labyrinth fish. The members of this family do not depend on the oxygen in the water but come to the surface to breathe. They have an air pocket under their gills where the air is retained.

After an egg-dropper's fry is hatched, the tiny fish often looks as if it were enclosed in a sort of sac. This is because the fish retains part of the egg, on which it feeds after hatching.

Much of the refuse which does not necessitate the changing of the water is removed by red (Ramshorn) snails or by scavenger fish of various kinds. Snails not only remove refuse from the floor and from the water, but actually clean the sides of the tank by a kind of suction action, as do the scavenger fish. It is most amusing to see on the wall of the tank a tiny red fellow, moving slowly up and down the glass.

Despite his ability to climb fearlessly to dizzy heights, however, Mr. Snail has one serious physical defect. His shell dissolves on contact with salt water. This is naturally fatal, but even if it were not, the snail's natural modesty would prevent him from doing any more window cleaning.

Snails feed on the aquarium plants as well as on refuse, but if the tank is kept in good condition, the plants will not be harmed to any extent. Snails may also be placed in a separate tank and fed lettuce and spinach leaves occasionally, though snails are more fortunate than children, who have to eat their spinach every day.

The spawn of the snail, a jelly-like substance, should be kept away from the ever-hungry fish.

The salt-water treatment should be given not only to failing fish, but, as a preventive measure, to all. Isolate ailing fish.

In giving the rock salt treatment, one teaspoonful of rock salt and one of Epsom salts are added to a gallon of water, and the fish are placed in the solution for about four hours. The temperature must be the same as usual.

Fish should be moved about only in nets, the small fish being moved in a spoon.

Many people are ready to carry a fish out fins first if it manages to leap out of the tank, despite the glass panel that is kept over the top of the aquarium (air space being left between the tank and panel however). In such a case merely pick the fish up carefully, and put it where it can rest. It will probably recover.

Some favorite foods of tropical fish are daphnia and enchythrae (white worms). Certain prepared foods are also adequate. Scrap-meat, scrambled eggs, and

some other edibles may be substituted for the "live" foods.

Supplies for the aquarium recommended by one authority are as follows: extra tank, rock salt, Epsom salts, mercurochrome, ammonia, a siphon, a dip tube (to clean loose refuse from the water), feeding rings for full grown fish (to prevent the food from spreading all over and befouling the tank), tweezers, nets, a thermostat, scissors for plant clipping, and a razor-blade to clean the aquarium walls on the inside, in case the snails are a little slow in getting around.

Innumerable good books and pamphlets on the care of fish are to be had and should be studied carefully by the beginner. But most of all remember the main rule: leave the fish alone as much as possible. A fish, like a child, can be spoiled both in health and disposition by too much care.

## The small garage keeps pace

[Continued from page 219]


as noted in the preceding paragraph will add about \$42 to the total.

Unquestionably the type which is rapidly and justly forging ahead in popularity is the overhead door. The stock size is made for a single-car opening 8 feet wide, and either 7'0", 7'6", or 8' high. Each door is divided into several horizontal sections hinged together, the whole mounted on vertical steel tracks, one on either side of the doorway. Steel, or in one case rubber, ball-bearing rollers engage and follow the alignment of the tracks as the door is raised and assumes its position flat on the ceiling. Heavy coil springs accurately counterbalance the door at all times, with the result that it can be raised with exceedingly little effort—usually one finger will suffice if the installation is properly made. In every case the door is equipped with a cylinder lock which may be opened by the house key. Several reputable concerns manufacture and install the doors complete at a cost varying from \$50 to \$75 per unit. The general principle of operation is the same in each case, only the details vary as one might expect. In one instance, as mentioned above, the bearings are of hard rubber instead of steel. Several manufacturers advocate the use of steel cables instead of

chains for operating the doors.

This modern age of ours inculcates ease, comfort, and, may we add, laziness. Mechanical operation of garage doors has resulted. The common garden variety of double outward swinging doors may be opened and closed by pulling a handle on a post set about 10 feet from the garage on the side of the driveway. The fantastic arrangement of control chains is crude and unsightly, but nevertheless it is convenient. Electric operators may be obtained to-day for almost every type of door—even the double outward swinging—although the overhead and the multiple unit, inward sliding and folding, are the ones

most readily and easily controlled. A standard motor of course is the principal part of the operator, which is designed to run on 110 volt, 60 cycle, alternating current. The driver of the car merely stops at the driveway control post, installed at the side of the approach, and, if he has the rightful and proper key, turns the key switch controlling the door he wishes to open; after he has entered the garage he flicks a toggle switch and the door automatically closes. The same interior switch opens the door upon leaving, and a second flick of a toggle on the driveway post closes it. Simple, isn't it? And all this costs about \$125 or



Even the conventional type of garage door should be equipped with sturdy hinges and first-class hardware. (The Stanley Works)

## "-and You MUST See My Beautiful Kitchen Walls-"



**fabric wall coverings in many attractive finishes and ALL are WASHABLE**

**S**HE is proud of her walls—rightfully proud of her Wall-Tex fabric wall coverings—with patterns, colorings and textures carefully chosen for each type of room and in perfect harmony with room furnishings.

All her beautiful Wall-Tex walls are washable—even the living room pattern with its soft, antique finish which blends pattern and background together . . . and the dining room print, with a soft finish which imparts added beauty to the colors. So easy to keep clean. And her kitchen is always immaculate. In the gloss finish, Wall-Tex is as easily washed as a china dish.

There are many Wall-Tex patterns and plain tints for any type of room. Ask your decorator or wall paper dealer. If you would like to have the very latest book on interior decoration, mail the coupon and 10c to help cover mailing costs.

**WALL-TEX**  
Fabric WALL COVERINGS

24-page stiff-cover book on decoration . . . in colors



Columbus Coated Fabrics Corporation  
Dept. A-4, Columbus, Ohio  
Gentlemen: I am interested in your book on decoration, "How to Create Distinctive Beauty for Your Home," and am enclosing 10c (coin or stamps) to cover mailing cost. Also send free Wall-Tex samples.

Name \_\_\_\_\_

Street \_\_\_\_\_

City and State \_\_\_\_\_

Can You Equal This Home for **798**

Shipped  
Direct  
from Our  
Mill



Save 30% to 40%  
on Your New Home..

WE PAY  
FREIGHT

Don't pay several hundred dollars more than necessary when you build a home! Buy it direct from our mill at our low factory price. We ship you the materials—lumber cut-to-fit, ready to erect. Paint, glass, hardware, nails, etc., all included in the price—no extra charges. We pay the freight. Plans furnished free—also complete building instructions. No wonder our customers write us that we saved them 30% to 40%, compared with builders' prices. Easy, terms—3 years to pay.


FREE—Get our Big FREE Book of House Plans in colors—modern 4 to 8 room homes at money-saving prices, \$271 to \$1205. A variety of designs to suit everyone. Write today and take advantage of present low prices.



LEWIS MANUFACTURING CO.  
Dept. 311 Bay City, Michigan

**non-slip floors**—the safe kind you don't slip on, beautified with "61" Quick Drying Varnish. No rubbing, no polishing, no care. Heelproof, marproof and waterproof, on floors, linoleum, furniture and woodwork. Made in Clear Gloss, Dull Finish and woodstain colors. Other guaranteed "61" products: Floor Enamel, Quick Drying Enamel, Quick Drying Spar Varnish. Color cards sent free, with local dealers' names, on request. PRATT & LAMBERT-INC., 63

Tonawanda St., Buffalo, N.Y. In Canada: 5 Courtwright St., Fort Erie, Ont.



PRATT & LAMBERT  
VARNISH PRODUCTS



"Amazing," says

Irene Gibson Barnes, "How these KVP Products improve homemaking . . ."

YOU will enjoy her book telling about the convenience and economy of Genuine Cookery Parchment, CP—the Wonder Paper, (dusts, cleans, polishes) Glazed Shelf and Lining Paper, and Heavy Waxed Paper.



Leading Department and General Stores feature KVP Household papers.

10¢  
BRINGS

Household Aid Book, Recipes, full size sheet of Household Parchment, Time Chart, Papricloth Dish Rag. Send 10¢ to cover mailing cost, and ask for Trial Kit. Address Dept. H

KALAMAZOO VEGETABLE PARCHMENT CO.  
PARCHMENT, MICHIGAN

do you know how to blend the old with the new furnishings? *The American Home* will help you do it successfully! \$1 a year. Address, Garden City, N. Y.

## KNITTING WOOL

Novelty Yarns for Suits, Zephyrs, Bouclé, Saxony, Shetland Floss, Rug Yarns, etc. Priced Card of 400 Samples Free. Prompt Mail Service.

COLONIAL YARN HOUSE

1231-K Cherry St. Phila. Pa.

## First aid in stain removal

ALL stains on clothing should be removed before laundering, since soap and hot water set many common stains and make later removal difficult or impossible.

### Grease stains

Prompt action is the first aid in treating grease stains. Such stains are easily removed if the stained material is soaked at once in a small amount of carbon tetrachloride or other grease solvent, but heat or age makes them more difficult to remove.

Codliver oil stains which have been set by laundering usually require bleaching. Those on white linen or cotton may be removed by the use of a bleach, like lime-water, or Javelle water, and those on silk and wool may be removed by applying hydrogen peroxide, a drop or two at a time. Do not use Javelle water on silks and wools because it rots them; and it bleaches the color out of any fabric, except white cotton or linen.

Hydrogen peroxide is also a bleach, and may take color out. It is always best to test it on an odd piece of the same goods before risking it on a garment. And where it has been used, the stained place should be repeatedly and carefully rinsed, to remove all traces.

### Ink stains

For removing ink dip the stained area in cool water first to take out as much as possible; then apply dilute oxalic acid, rinsing thoroughly after the stain has been removed. No trace of acid should be allowed to remain, as it will rot the fabric. Another good method is to use a commercial ink eradicator and follow the directions accompanying it.

### Fruit stains

Bluish fruit stains that do not come out with boiling water usually yield to alternate applications of a ten per cent solution of acetic acid and boiling water. Old brownish fruit stains on linen or

cotton material will have to be bleached out with Javelle water.

### Iron rust stains

Spread a mixture of salt and lemon juice on the stained area and hold it over the spout of a steaming water kettle. The heat facilitates chemical action. Repeat if necessary.

### Chewing gum

One of the easiest ways to remove chewing gum is to apply a solvent like carbon tetrachloride.

### Scorch marks

On silks and woolen fabrics it is almost impossible to remove a yellow scorch mark as the heat has actually injured the fiber. On cottons and linens, however, if the scorch is not very deep it may be eradicated. Wet the spot with clear cold water and expose it to the sun. As soon as the spot is dry wet it again and repeat. It is the bleaching action of the oxygen in the air and the heat of the sun that does the work.

## The small garage keeps pace


\$150 exclusive of the actual cost of the usual door and its hardware.

And now, shades of the Magic Carpet of Bagdad! The Ultimate in Convenience—the radio controlled door. Imagine driving home on a stormy night. Upon approaching the garage, the driver pulls a knob on the instrument board of the car—and keeps going. The garage door opens and the lights are switched on. The car enters the garage, the driver again pulls the knob, and the garage door closes. He alights and as he enters the house by the connecting door, switches off the garage lights. Without going into involved technical detail, this is how it works: The car is equipped with a transmitting unit located under the dashboard which broadcasts a particular series of impulses when the small knob is pulled. These impulses are discharged from an antenna suspended beneath the car and picked up by the receiving antenna buried in the driveway. A receiver placed in the garage picks up these wireless signals and causes the motor unit to operate. If the headlights of the approaching car are burning, the signal not only causes the door to open, but turns on the garage lights as well.

When the car comes to rest and the knob is pulled a second time, with the headlights still burning, the door closes and the garage lights are extinguished. If, however, the headlights are turned off before the knob is pulled, the gar-

anism holds the door open, and when the door is closed it is securely locked and cannot be forced.

Naturally, the cost of the control installation will vary with each particular condition—the type



Where a bad turn going into the garage would prohibit the use of a center mullion on a two-car garage, doors of this type may be used. (Overhead head Door Co., Inc.)

age remains lighted. In addition, the lights and the door may be operated independently of one another and of the radio control by means of wall switches in the garage. If the electric power is off, the door may be opened from the inside by hand, or access to the garage from the outside may be obtained without the use of the car or, in case the electric power is off, by means of a hand lever with key control.

Only the car transmitting a private coded signal, recognized by the receiver as its own, is able to operate the door. The mech-

and size of door, the number of doors to be operated by the same code, layout of approach driveway, the location of the property, etc., and it is therefore impossible to give cost data with any degree of accuracy. However, one may assume that radio control for a single overhead type of door 8' wide and 7' high, will cost \$400 within the suburban districts of New York; to this of course must be added the cost of the door and its usual hardware equipment.





M. E. Hewitt

## Reclaiming a Long Island farmhouse

Helen Everett

THE old house came into our lives, or more properly, we came into its life on a winter's day five years ago. My husband and I came out of frozen woods on a hill to look down on a bowl of land that had once been an orchard and at the head of that stood the old house with not so much as a window sash in it. Nevertheless it looked so right and unblinking that we knew at once that it was the one house we wanted to live in. Here with the rough wind whistling through its frame was the thing that had now become difficult to find—an old Long Island farmhouse.

The contour of the land was good. Hills sloped down to the house from the north and east. The house itself stood on a slight rise above the orchard which deepened into woods at the south rim. A great black walnut tree stood guard on one side, and a fir on the other. They were stripplings on the night when Nathan Hale knocked at the door of William Johnson's farmhouse to ask for a night's lodging. The conflicting tales about the spy seem to agree that this house is the one remaining landmark on Long Island which sheltered the gallant American when he went on the perilous mission which cost him his life. Its owner William Johnson was one of the few revolutionary sympathizers along this shore. Nathan Hale, at the outset of his journey to map General Howe's fortifications and forces about Brooklyn, crossed Long Island Sound from Connecticut to Huntington. Under cover of

night, he reached the Johnson farm and fortunately the master himself came to the door. Hale received not only a bed, but some valuable information before continuing his walk to Brooklyn. The story persists that he returned to Huntington and was captured from Mother Chick's Inn here while waiting for a boat to take him back to Connecticut. This is refuted however by the Order Book of General Howe which mentions the capture on the night of September 21st and the execution at 11 o'clock the next day in front of Artillery Park, N. Y.

What the limits of the Johnson farm were in 1776, I don't know. The property as we secured it was twenty-three acres with two orchards and the pond. The land was tangled with blackberry bushes, poison ivy, and wild smilax.

Then the long war with practicality began. On one side there was the architect, Henry H. Saylor. On the other, stood my husband and I with the ingenious

The house stood on a knoll above the orchard; a great black walnut tree stood guard on one side, and a magnificent fir tree on the other

program of "Not a hair on its head shall be touched!"

Inside, were low ceilings and small rooms. The steep stairway from the first to second floor was enclosed like the one from the second floor to the garret.

The first move structurally was to strip the house of the square additions. That left on the three floors, one large living room, made by knocking out internal partitions, one bedroom above, and the garret above that. The wing with kitchen and servants quarters was put on straight across the back, extending beyond the house at the east. The real problem lay in getting another bedroom and a bath on the second floor over the dining room with enough light and air without spoiling the old long roofline which was demanded. This was done by means of a gable three feet from the outside wall. Thus the roofline was preserved, seen at an angle with the front elevation, and the space inside the room used for closet space.

[Continued on page 243]



A harmonious combination was made of dining room and library. On three of the walls were pine bookshelves and a large fireplace on the fourth. For dining a long tavern table is put to use



Let genuine\* OZITE save it before it's too late!

When threadbare spots show in your rugs... when their nap is ground down, their colors spoiled by wear... then it's too late! Don't wait for this to happen. Save your rugs with inexpensive Ozite Rug Cushion... now! Ozite doubles the life of rugs because it actually cushions the pounding and grinding of hard, sharp heels. And, best of all, it makes even your oldest rugs feel softer than new!

\*Be sure you get genuine Ozite

There are misleading imitations of Ozite Rug Cushion that may seem to sell for less, but actually cost more. Inferior rug pads form lumps and mat down—doing your rugs more harm than good. Now new improved Ozite is 28% heavier and softer than ever. MOTHPROOF, OZONIZED, GUARANTEED TO SATISFY. Prices have recently been reduced to the lowest point in history! Look for the name impressed in every cushion. Buy it wherever rugs and carpets are sold.



CLINTON CARPET CO. Merchandise Mart, Chicago, Ill.

Please send me FREE a small sample of New Improved OZITE RUG CUSHION. Also your free booklet, "Facts You Should Know About the Care of Rugs and Carpets." AH433



Name.....

Address.....

City..... State.....



Are these houses  
typical of your home?




These photographs of the homes of some of our subscribers are typical of the nearly 300,000 homes reached by this magazine each month.

The owners are all enthusiastic readers of this magazine and have sent these photographs to the Editor voluntarily.

If you are not seeing THE AMERICAN HOME regularly, or if your subscription is about to expire, may we suggest that you

subscribe or renew now, either through your local newsdealer or direct, by using the blank which you will find inserted in this issue.



If home making is one of your major interests, then you need THE AMERICAN HOME.



By subscription \$1.00 a year, three years for \$2.00. THE AMERICAN HOME, Garden City, N. Y.

—then you'll want to use the coupon on page 242!

# Simple meals for busy folk

Gertrude S. Jones

There is an almost irresistible fascination to me about pots and pans of shining aluminum and colorful enamels, of glass baking dishes and ramekins, of frying pans and broilers, double boilers, and cake tins, and all the kitchen gadgets that are so temptingly displayed in stores. I used to think that if I could once achieve a large layer cake of fine flavor, handsomely iced, I should have accomplished my highest ambition.

Well, that ambition has been successfully realized so many times by this amateur cook that she has come to the conclusion that the art of cooking is merely the ability to read recipes correctly. Here is the first cake I ever made, a chocolate cake, the formula for it having originated in Maine many years ago. It is inexpensive, as no eggs are needed; and it is good as a loaf cake, or in layers with a soft fudge or butter icing. The recipe makes two layers of ordinary size.

## Maine chocolate cake

Cream together one third cupful of butter and one third cupful of sugar. In a small saucepan put one half cupful of milk and one half cupful of cocoa. Cook this until it commences to thicken, a matter of a few minutes, and keep stirring as it will form lumps. Combine these two mixtures, and add one and three fourths cupfuls of flour and one level teaspoonful of soda sifted together. As the last thing add one half cupful of milk. Beat the batter well and bake slowly.

An easily prepared, uncooked icing for this cake is made of two cupfuls of confectioners' sugar, one third cupful of butter, one half cupful cocoa, one teaspoonful vanilla, and enough cream, milk, or coffee to form a paste.

Since the advent of this—remarkable to me—cake, I have cooked many things in my simple fashion, and am ever on the outlook for new dishes. For me, the prime requisite of any recipe must be small quantity, easy preparation, and the use of few ingredients. Like numerous other business women, I keep house in a small apartment, and my kitchen is a tiny place. Therefore, my storage space for supplies and utensils is limited. Even for the entertainment of the unexpected guest—that bugbear, apparently,

The woman in business has but little time at the end of the day for concocting elaborate dishes and heavy meals, yet dishes must be nutritious and appetizing and the menus planned to banish monotony. Herewith are some simple recipes that a busy woman has found easy to prepare and good to eat

of housekeepers—I can keep on hand but a small store of the canned goods so universally recommended for an emergency. But I do always try to have the essentials—butter, eggs, milk, cheese, etc.—in the refrigerator; an omelette, a soufflé, or something from the inevitable can smothered in a cream sauce is then but a matter of a few minutes' preparation.

In the search for small-quantity recipes sufficient for but one or two people, with no danger of left-overs for the next day, I have collected many and various recipes from friends and from newspapers and magazines, until now I have quite a collection of odds and ends. Whenever I hear or read of anything easy to make, I try it, and if it turns out well it goes into my book. My recipes, however, might be called the "frivolities" of cooking, as I do not bother about ones for meats and vegetables, as these can always be found in any standard cook book.

Sunday night supper, with the afternoon guest persuaded to stay and partake of it, is always an enjoyable meal. Here is a cheese soufflé that can be cooked while the toast and chocolate are being made, or the hot biscuits and coffee. The recipe is enough for one person.

## Cheese soufflé

Mix one tablespoonful of flour with the yoke of one egg, add two tablespoonfuls of milk, one eighth teaspoonful salt, one eighth teaspoonful Worcestershire sauce, one tablespoonful of grated cheese. Fold in the beaten egg white and



turn into buttered pan, filling it about three quarters full. Bake ten minutes in a moderate oven.

A tomato or grapefruit salad served with this would be relished because of its acidity. And how about hot biscuits to accompany this masterpiece? There are, of course, many old and tried methods of making them, but I use a prepared mixture that is now on the market, which needs but the addition of milk and a short rest in the oven to convert itself into delicious light biscuits. For good and quick returns from little effort there is probably nothing better.

A friend of mine one Sunday night found that her chief supply of bread stuff consisted of Parker House rolls. Even when crisped in the oven, they are more or less uninteresting. So these rolls were broken partly open, a generous slice of American cheese was inserted in each one, they were popped into a hot oven, and emerged as veritable cheese dreams—luscious, crispy mounds, almost unrecognizable as Parker House rolls, dripping with soft, melted cheese. This might be done with any biscuit.

## Omelettes in variety

And now that I have an omelette pan—one of those bean-like affairs that hinge through the center and open out into a nice round pan—the unexpected guest quite frequently is served an omelette. After months of searching I at last found a pan small enough for a two-egg omelette, which serves my purpose when I am alone; for guests, I increase the number of eggs. After beating the yolks and whites separately and combining them, I put half in each side of the pan and while that is cooking prepare the filling—for what is a nice fluffy omelette without some interior decorating? Mushrooms, grated cheese, creamed chicken, mixed vegetables, jelly—many are the fillings that can be used. The guest's taste is consulted, the refrigerator is examined, and the omelette is made according to existing circumstances!

## Jellied salad

Salads, of course, are common supper dishes, and the methods of preparing them are legion. How-

[Continued on page 243]



## HE HAD NEVER HEARD OF ROLSCREENS

BEING unacquainted with Rolcreens of Pella is one of the few reasons why any householder should continue to be satisfied with ugly, troublesome, light-obstructing, old-fashioned screens. For Rolcreens offer a veritable wealth of convenience, economy and home-beautification.

Permanently installed, Rolcreens need not be put up and taken down each year. A touch of the fingers, and they roll up onto hidden rollers—like a window shade—out of the way and sight. A pull and they're on duty. They clean themselves each time they're rolled. No wide frames to shut out light. No trouble getting at flower boxes or window outsides. Made with special, electroplated "Alumina"—strong, clear-vision wire-cloth that will far outlive Rolcreens' TEN-YEAR GUARANTEE.

Any type or size window—casement or double-hung—can be quickly Rolscreened—inside or outside; full length or half. With fourteen patented features, they're the most extraordinary of all rolling screens. And the most economical in the end. Time payments, if desired. Coupon brings complete information.

## ROLSCREENS

• O F P E L L A •

ROLSCREEN COMPANY, 643 Main Street, Pella, Iowa.

Send illustrated booklet describing beauty, convenience and utility of Rolcreens.

Name \_\_\_\_\_

P. O. Address \_\_\_\_\_

## When You Sign on a Dotted Line . . . .

You find the home or the plans you like. You figure the cost and decide you can swing it. And then you sign on the dotted line, ".....years from date, I promise to pay . . ."

You've made a promise to pay so many thousands of dollars at some future time. You intend to pay, and will, if you are here. If not, your estate (your family) will pay. But can they, without your earning power?

Life insurance against a mortgage should be part of every home owner's budget. Have you figured it into yours? Let us send you a budget plan that will help you arrange your personal finances to include this necessary item. Then your family can call their home really their own from now on.



JOHN HANCOCK INQUIRY BUREAU  
197 Clarendon St., Boston, Mass.

Please send me the John Hancock Home Budget Sheet. I enclose 2c to cover postage.

Name.....

Street and No.....

City.....State.....

A. H. 4-33

Hand this to your newsdealer or mail to  
**Country Life - American Home Corp.**  
 Publishers, *The American Home*  
 Garden City, N. Y.

Gentlemen:

Please enter my subscription to *THE AMERICAN HOME*. I enclose \$1.00 for  
 1 year,  \$2.00 for 3 years.

Name \_\_\_\_\_

Street \_\_\_\_\_

City \_\_\_\_\_

AH 4-33

## Why Not Subscribe?

If you bought this copy of *THE AMERICAN HOME* from your newsdealer why not subscribe through your newsdealer or direct and take advantage of the lower rate?

By subscription *THE AMERICAN HOME* is only \$1.00 a year! Or, better yet, 3 years for \$2.00.

If you've liked this issue you'll find succeeding ones even more helpful, for *THE AMERICAN HOME* has an ambitious editorial program for the coming year that will help you with *EVERY* phase of home-making. Why not subscribe NOW?

\$ 1

---

The **American Home**

## Simple meals for busy folk

[Continued from page 241]

ever, if one likes a jellied salad, here is a delicious—and to me a new one—culled from an old newspaper: The recipe calls for one small can of crushed pineapple, one package of lemon jelly, one half cupful of grated carrots (I usually put them through the food chopper). Pour one cupful of boiling water over the lemon jelly and add the pineapple and grated carrots. Fill individual molds (the recipe makes about five small cupfuls) and, when set, serve on lettuce with French dressing. It is quite sweet, and I once used it as dessert (without the lettuce of course) nicely decorated with whipped cream, and it was proclaimed a great success. This, however, has to be prepared in advance.

### Desserts

I always have on hand some of the prepared arrowroot puddings to be made with milk, as they can be served almost as soon as they are cold. To console those who are counting the calories, these arrowroot puddings are said to be not so fattening as those made with cornstarch. I find the chocolate one excellent, and usually beat into it, as I remove it from the stove, two heaping tablespoonfuls

of marshmallow whip, which seems to soften its texture. I have also used this chocolate pudding as a filling for a pie, the crust of which was made of seventeen graham crackers, a half cupful of butter, and a tablespoonful of brown sugar—and the result was simply poetical! This crust is never a failure, is never heavy and can be digested by anyone, tastes very much like real piecrust, and does not need cooking! The hot filling melts the sugar and butter so that the cracker crumbs hold together. Put into the refrigerator, it can be served in about an hour after being made.

Another very good thing to keep on the shelves, and which takes but a second to make, is junket. It can now be had in powdered form in many flavors; it is sweetened and needs simply to be stirred into warm milk.

A recipe I use when I want a really sweet dessert consists of thirty marshmallows cut up and dissolved in a cup of hot coffee—or chocolate, if coffee flavoring is disliked. As this cools it will commence to set; stir it several times and when nearly firm fold in a half pint of whipped cream. Put it in the refrigerator to chill and serve with cream.

Still another quickly made dessert, with a delightful pineapple flavor is this:

Beat two egg whites stiff but not dry, add one fourth cupful powdered sugar and a tablespoonful of lemon juice. Whip one cupful of cream and beat it into the other mixture. Then fold in one cupful of shredded pineapple drained of its juice, and thoroughly chill before serving.

And to go back to the subject of cake, I suppose we all have heard of upside-down cakes, but here is a recipe that results in a delightful one. Cook for ten minutes two tablespoonfuls butter, one cupful brown sugar, three slices of pineapple that have been cut up, five tablespoonfuls of pineapple juice—and if you wish, some walnuts and maraschino cherries. The cake dough to be put in the pan on top of this mixture is made of three egg yolks beaten, one cupful of sugar, five tablespoonfuls of the pineapple juice, one cupful of flour and one teaspoonful of baking powder sifted together, and at last the beaten whites of the three eggs. It is really a delightfully easy cake to make, for when it is done and turned out of the pan, there is the icing all nicely in place.

## Reclaiming a Long Island farmhouse

[Continued from page 239]

Under that bedroom was the coveted area that would be given to a dining room. The dining room was not so important to us as a library, so the walls were built with pine shelves on the three sides with the fireplace on the fourth and a long tavern table is pulled out at mealtime for eating. The woodwork throughout the interior is wide pine boards. All kinds of pine are mixed, and stained with potassium permanganate. They take the stain in varying colors and grain. Orange shellac on top gives a golden weathered finish.

The stairway out of the living room was cut down to the height of a stair rail and two-foot balusters.

All that was five years ago. Now two children present another housing problem. The plans drawn, but not yet executed, provide a large new master's bedroom

and bath, beside a fairly complete and separate wing to belong to the children. To encourage independence and a feeling of re-

**The wide pine board trim and rough-hewn beamed ceilings help greatly to preserve much of the historic atmosphere of the Colonial days when the house sheltered Nathan Hale for a night**

sponsible ownership, there is a living room, dining alcove, and bedrooms as well as a separate entrance for the younger members of the household. While the "dear old-fashioned parties" who inhabit the rest of the residence feel that they have won because they have preserved the simplicity and completeness of their third of a house.

Henry H. Saylor



## As clean and bright as the day it was new!

AN OLD toilet always looks like new, if you clean it with Sani-Flush. No stains; no odors. But no scrubbing or rubbing, either! Sani-Flush makes a bowl spotless and sparkling without muss or fuss. Even the trap, where a brush never reaches, becomes safe and sanitary!

Sani-Flush seems too good to be true. You just sprinkle a bit in the bowl (follow directions on the can)—flush—and the toilet is clean and bright as the day it was new! Stains, odors, and germs won't stay around Sani-Flush. A cleaner toilet with lots less work. It can't injure plumbing.

At grocery, drug, and hardware stores, 25c. (Another use for Sani-Flush—cleaning automobile radiators. See directions on can.)

## Sani-Flush

CLEANS CLOSET BOWLS WITHOUT SCOURING



## World's Lowest Priced QUALITY HOMES

We Pay Freight



\$336 to \$2233

Summer Cottages

\$156 to \$1345

Garages

\$82 to \$276

Tourist Cottages

Roadside Stores

Filling Stations

THE ALADDIN CO. BAY CITY, MICHIGAN PORTLAND, OREGON

## 130 Complete House Plans

The Book of Beautiful Homes "A NEW EDITION"



FREE ESTIMATING SERVICE with this amazing collection of latest designs in American, Spanish, English and Colonial Homes, costing from \$5000 to \$50,000. Each design on a page 9" x 12". Edition limited.

A NEW METHOD TO COMPLETELY FINANCE your home outlined in this Book. Pay postman \$1.00 on delivery, plus postage.

Andrew C. Borzner, Architect 21 S. 12th St. Phila., Pa.



## Good buys of the month



For the week-end traveler, or to carry to the golf club, we suggest a carry-all bag of water-proof suede, with brass hardware, which is light-weight and compact, and holds an almost unbelievable amount. Comes in ten colors and is 20" long. One of the season's outstanding and smartest values. \$2.00, express collect

ALL articles shown on this page have been selected personally by the Shopping Service Editor as being buys of exceptionally good value, and she will be glad to purchase any of them for you. Just send a money order or check made out to THE AMERICAN HOME, 244 Madison Avenue, New York City, and address your order to the Shopping Service.

A real value of the month is this Italian hand work dinner cloth, 64" x 90", in écreu crash linen with eight napkins, 18" square. Lauanders beautifully, too. The price is remarkably low—\$6.95, postage prepaid




Dana B. Merrill

Dainty and unusual is this mirror ball lamp and white pleated parchment shade with pretty bow in white grosgrain ribbon. A find of the month that will add a note of beauty and charm, whether used as a single lamp in the living room or in pairs for the dressing table. Stands 11" high, and the price is \$4.00, express collect



Here is a popular beverage set for the popular host! "Father, Dear Father, Come Home with Me Now" and other humorous verses from the old songs of our grandmothers' day invite good cheer. The pieces may be bought individually. In buff colored Bakeware with touches of red, and black prints. 6" mugs are \$1.25 each. Pitcher \$4.75, Pretzel or Cookie Jar \$7.50, both 8" high. Express collect

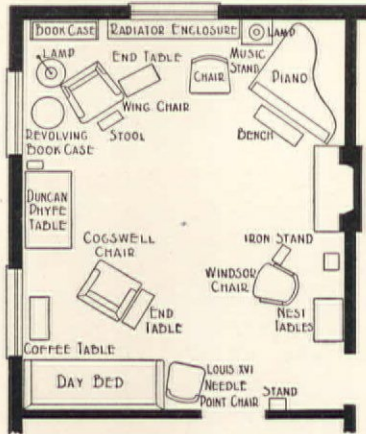
You'll want any number of these ever useful metal trays at only \$1.50 each, postpaid. 20" x 9½", with handles. They are amply large and convenient for serving. The blue tray has six holders for glasses and a darling sailor scene on white background. The red one is plain with a charming, colorful old English print for decoration



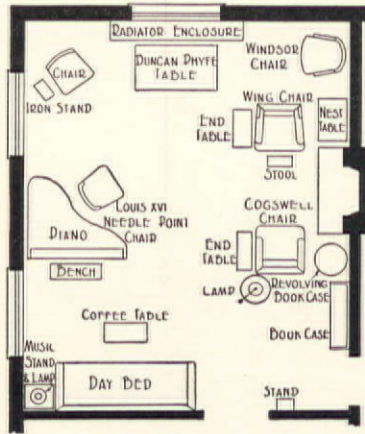
Smart and decorative are these practical tilt-top tables that may be used for bridge, refreshments, or as an occasional table. Tops measure 27" square, and their interesting designs make them useful also as screens. The mahogany table in foreground has a hunting scene in brown, red, blue, and green; \$13.50. The all-over tapestry design is priced at \$10.00, maple. Both will be sent express collect

# Our April decorating lesson is solving actual home problems

## Problem 1—Rearranging a room



This is the original floor plan of the living room in the home of an American Home reader who consulted our decorating staff about the rearrangement of the furniture and accessories



And here is the same plan showing the suggestions in arrangement made by our decorating editor. Won't you send in your suggestions for the arrangement in this room of Mrs. C. L. N., N. Y.?

**Why?** Two chairs facing each other at either side of the fireplace will make for cosy conversation. The piano was put flat against the wall, for it is much easier to decorate around straight or structural lines than diagonal ones. The large table was given an important place because it is one of the most distinguished pieces in the room. The coffee table and nest of tables were placed in more useful positions. The more intimate conversational grouping has been planned to eliminate the circle effect which always gives the feeling of shouting across a room.

### Problem 2—Decorating a nursery

"The size of the nursery is 7'6" x 10'6". There is one window in the room. What kind of curtain would you suggest? I am going to have the room repainted. What color would you suggest? The walls are finished with plaster board and are paneled. The furniture consists of baby's bed, chest of drawers, one small low chest. The furniture is painted ivory with a pink and blue design on it. In one corner of the nursery is built in a temporary clothes press, around it is a figured curtain in blue and pink design. Would you tell me where I might place a mirror and small lamp and what type to select? Also I wish to change the curtain around the clothes press. What kind would you suggest? I have a low, straight-back chair. Would it be all right to cover it with material like the clothes press?"—MRS. H. H., BROOKVILLE, PENNSYLVANIA.

The nursery furniture sounds perfectly charming, and either pink (a very soft tone with lots of white mixed with it) walls with white moulding around the paneling or a soft shade of blue with white moulding would look very sweet. If you decide to use pink I'd suggest a white material for the clothes press, with small figures of pink, blue, green, and yellow, or a blue background with these same colors in a floral design. There are also many children's patterns, such as toys and animals on a white background which add interest to a room. If the figure is small enough, it would look very smart to use this as draperies at the window, edging them in a contrasting shade. A small white hobnail glass lamp with a blue or yellow pleated parchment shade and a chalk-white grosgrain ribbon running through it would look charming on the low chest. Another suggestion is a china toy lamp with parchment shade. A small ivory painted mirror would look well hung over this low chest. With the pink walls a spread in blue candlewicking or

white with blue design would add freshness and color to the room.

The low straight back chair would fit nicely in the corner between the window and the bed, with a low table for toys, etc., so that the child will not necessarily have to play on the floor all the time.

### Problem 3—Solve and send in your suggestions

"The first difficulty is the purpose of the room—it is to be used for my dolly-loving nine-year-old daughter and also as a guest room. As my husband is a clergyman, many of our guests are clergymen. Problem number two: I must use just what I have, perhaps spending about \$10 for paint, draperies, etc. The rug, 9x12, consists of a geometric design with border in wine-red, royal blue, and jade-green. Must use it for warmth and to cover worn floor. The wallpaper is gray with touches of red and green. The woodwork and double bed are painted cream; the small bed brown. The desk was once a typewriter desk with oak top and metal legs and is now used as bedside table. A chair and chest are oak. Soft glass curtains fall in folds against window. Should I use draperies? If so, what kind? What for bedspreads? Low armchair has monk's cloth cover; I could recover it. There are two matching table lamps—brown wooden stands and yellow silk shades. An unused door is recessed and offers a possibility of hanging a drape over it for dressing table background, if one is used."—MRS. M. G. T., PENDLETON, OREGON.



**DODSON BIRD HOUSES**  
THE FINEST HOMES for YOUR BIRDS

WREN HOUSE \$1.00  
Attract the cheery song birds to your premises. Joseph H. Dodson will help you. His Houses, Shelters, Feeding Stations, and Baths are the result of a lifetime of bird study. Dodson Houses are distinguished by their beauty and sturdiness... they offer welcome shelter year after year to the desirable birds.

JOSEPH H. DODSON, INC.  
152 Harrison St., "Bird Lodge," Kankakee, Ill.

**STUDY INTERIOR DECORATION AT HOME**  
SIX WEEKS PRACTICAL TRAINING COURSE

Authoritative training in selecting and assembling period and modern furniture, color schemes, draperies, lamp shades, wall treatments, etc. Faculty of leading decorators. Personal assistance throughout. Cultural or Professional Courses.

**Home Study Course**  
starts at once: Send for Catalog 12A

**Resident Day Classes**  
start July 5th: Send for Catalog 12R

**NEW YORK SCHOOL OF INTERIOR DECORATION**  
578 Madison Avenue, New York City

**ENDS CALLOUSES**  
They Gently Fade Away

Corns and Calluses yield at once to the wonderful medication in this thin, comfortable adhesive fabric. You walk, play, dance in comfort. No more nagging foot pains. This soothing Medicated Adhesive Surface absorbs all hard growths without injury to healthy tissue. Antiseptic, healing. Big 4000. 60 square inches. Send \$1.00 and if not satisfied after trying get full refund.

COMFITAPE LABORATORY  
Box A-10 Burlington, Vermont

**MEDICATED Comfitape**

**LEARN TO IRON** beautifully speedily happily

Here's that modern way to hot starch without mixing, boiling and bother as with lump starch. Makes starching easy. Makes ironing easy. Restores elasticity and that soft charm of newness. No sticking. No scorching. Your iron fairly glides. A wonderful invention. This free test convinces. Send for sample.

**TRY THIS FREE**

**ERASTIC**  
HOT STARCH IN 30 SECONDS

**THANK YOU**  
THE HUBINGER CO., No 705, Keokuk, Ia.  
Your free sample, please, and "That Wonderful Way to Hot Starch."

# Garden facts and fancies

**D**EFINITE efforts are being made by the management of the Century of Progress Exposition in Chicago this year to give horticulture and gardening its due share and opportunity. Invitations were extended to the various "special" societies to feature their particular interests and, in addition, there will be in all likelihood other feature displays. The general plan will include some fifty garden units displaying different types and styles of garden designs with appropriate background settings. In addition plans are being made for a series of twenty-one special displays in the larger Horticultural Building for which the following schedule is announced:

- Thurs., June 1st to 9th—Irises, Snapdragons, private estate displays
- Sat., June 10th to 17th—Peonies
- Sat., June 17th to 23rd—Orchids, Sweet-peas, California flowers
- Sat., June 24th to 30th—Roses
- Sat., July 1st to 7th—Delphiniums, Larkspurs, Lilies, perennials
- Sat., July 8th to 14th—Garden and flower paintings, sculpture, and flower arrangements
- Sat., July 15th to 21st—First Gladiolus show
- Sat., July 22nd to 28th—Cacti
- Sat., July 29 to Aug. 4th—Lilies, Hollyhocks, Hardy Phlox
- Sat., Aug. 5th to 11th—Waterlilies, water plants, fish, exotics
- Sat., Aug. 12th to 18th—Garden club week and amateur summer show
- Sat., Aug. 19th to 25th—Asters, Zinnias
- Sat., Aug. 26th to Sept. 1st—Second Gladiolus show
- Sat., Sept. 2nd to 8th—Carnations
- Sat., Sept. 9th to 15th—Vegetables, fruits, nuts
- Sat., Sept. 16th to 22nd—Dahlias
- Sat., Sept. 23rd to 29th—Roses
- Sat., Sept. 30th to Oct. 6th—California Chrysanthemums
- Sat., Oct. 7th to 13th—Florists' Telegraph Delivery Ass'n. and Retail Florists



Here are three of the prize winning gardens in the 1932 (Fifth Annual) National Yard and Garden Contest in which many types were entered. 1st (center) Mr. and Mrs. Theodore Tucker, Spokane, Washington. 2nd (left above) Mrs. Vivian N. Hoagland, Erie, Kansas



3rd prize (above) Mr. and Mrs. Ira B. Fryer, Riverside, California. These awards are in Class I, amateur, all work done by the family, and surely are stimulating examples of achievement. The awards are made on selections from the winners in various local garden contests

*Edward Parson*

Sat., Oct. 14th to 20th—Orchids and Lily-of-the-valley

Sat., Oct. 21st to Nov. 1st—Chrysanthemums

In the World's Fair of a generation ago horticultural displays attained a very high standard, and much good to gardening in that section of the country is traced to the efforts then made under the direction of the much esteemed John Thorpe, an outstanding culturist of the day. The progress to be noted in the third of a century since that time is remarkable. One of the more pretentious events of the current effort is the World's Fair International Dahlia Exhibition by the specially organized Central States Dahlia Society.

## The Dykes Iris Award

We would seem to be running strongly to Western interests in garden affairs in this month's chat, for I now have to record the award of the 1932 Dykes Iris Medal to a Western variety, namely: Rameses, bred by Hans P. Sass on his farm near Washington, Nebraska. He conducts an extensive plant breeding establishment in connection with his farm, and has made his influence felt in Irises especially.

Rameses is, so to speak, a by-product of Mr. Sass' attempts to obtain a tall, large-flowered Iris of the variegata type in which he has succeeded during the last two years, but Rameses which occurred as one of the intermediate steps will remain more famous than the variegatas. Its breeding is Baldwin X King Tut.

Baldwin is a very large dark blue-purple flower, on the border line between blue and red-purple with a background of Amas, pallida, and Caterina. King Tut is one of the most brilliantly colored of all the Tall Bearded Irises in brown-red. It has variegata and Amas in its ancestry. Baldwin and King Tut were evolved after a series of crosses with the variegata type in mind.

The cross of Baldwin X King Tut was made when they first bloomed. Rameses and the beautiful dark red-purple,

Waconda, came from the same seed pod.

The medal winner is a pink blend. The standards are a mingling of henna and yellow and the falls tourmaline-pink. The beard is yellow and the center of the flower yellow. It is 38 inches tall, the blooms large with slightly drooping falls. Rameses has proved an excellent seed parent.

It is a vigorous grower in all parts of the United States and Canada and a free bloomer.

Rameses is the third American Iris to receive the Dykes Memorial medal offered in France, England, and the United States by The Iris Society of England to be awarded to the outstanding Iris of the year. The other two Dykes medal Irises are Sidney B. Mitchell's San Francisco, the first of the giant plicata class; and Clarence P. Connell's Dauntless, a beautiful red.

The selection of Rameses for the high honor accorded it came as something of a surprise, no effort having been made to draw notice or publicity, and so far as I can find out nobody ever thought of getting a photograph of the flower, and I have inquired far and wide since the announcement was made. Mr. S. R. Duffy tells me he has grown Rameses for three years, and "thinks it a beauty." One attribute of several of these newer "interior" breedings is that they seem to fit well over a wider territory—California, Middle West, and East—and that is progress. Iris Society Awards of Merit went to Desert Gold (Kirkland); Polar King (Donahue); Royal Beauty (McKee); Clara Noyes (Sass); Chromylla (Loomis).





# ROSE LOVERS

## Look to Dreer's For the Newest and Best

Our 1933 offerings of roses include, of course, that latest rose sensation—the new hardy climber, "Blaze."

Of vigorous climbing habit, with flowers of blazing scarlet, this remarkable ever-blooming rose is destined to repeat the 1931 record of that other hardy climber, the New Dawn Rose. Strong 2-year-old plants of the "Blaze"—which produces flowers on both the old and new growth—are offered at \$2.00 each.

At the same time, the New Dawn Rose—the ever-blooming Dr. W. Van Fleet, with its beautiful, flesh-pink flowers—is offered at the reduced price of \$1.50 each for strong 2-year-old plants.

Also, Dreer's Dozen Roses—the famous, perfectly balanced collection of choice Hybrid-Tea Roses that will thrive in any section—are now available at \$7.50 per dozen.

The 1933 Dreer's Garden Book is free on request to those interested in roses, vegetable and flower seeds, perennial plants, etc.

HENRY A. DREER

Dept. D. 1306 Spring Garden Street  
PHILADELPHIA, PA.

# DREER'S

## Never Before Such DELPHINIUMS At Anything Like the Price

THESE very Delphiniums we are offering you now, are the same choice varieties from old English gardens, that have won for us such a great reputation. They are the same lovely hybrids. The same full-rooted sturdy plants that have so unfailingly backed up our guarantee to freely bloom for you the first year. In fact, in some ways our Delphiniums this year are finer than ever. Some are high as your head. Great sturdy stalks, crowded with blooms in unbelievably lovely colors. Order some at once. Now is the time to plant them. They will start blooming for you in July.

Our new 1933 Catalog is absolutely the most useful and complete book published in America on hardy plants and rock plants. Write and we will send you a copy at once.

Our guarantee of satisfaction is all the words imply. We guarantee satisfaction and see to it that you get it. That's why old experienced gardeners "swear by Wayside."



These are the Wrexham Hybrid Delphiniums. Fine two-year-old clumps. 3 plants for \$1. 12 for \$3. 25 for \$5. 100 plants for \$20. Just half the price they used to be.




# Wayside Gardens

12 Mentor Avenue, Mentor, Ohio

Owners: Elmer H. Schults and J. J. Grullemans

AMERICA'S FINEST PLANTS AND BULBS



# PEAT MOSS

*makes poor soil good—  
and good soil better*

### What Peat Moss Is

Perhaps you have never heard of peat moss. Or possibly, if you have, the word doesn't mean anything very definite.

Peat moss is a particular kind of peat. As peats are named according to botanical composition it might even more correctly be called "moss peat" rather than peat moss; because it is a type of peat which was formed from various mosses. Moss peat is indeed descriptive and does clearly distinguish it from other types or different grades of peat—often erroneously called and often sold as peat moss.

Peat is found in all countries. And yet, the particular types of peat moss, properly prepared and perfectly adaptable to garden use come to us, at present, only from Germany and Holland. It might rightfully be termed "decayed vegetable matter" or "humus," in a state of arrested decay. A source of organic matter that is distinctly out of the class of just "humus." A soil improver free from weed seeds, highly absorbent and retentive of moisture, rich in carbonaceous matter, and free from harmful mineral content—combined advantages found in no other soil improver.

### What Peat Moss Does for You

Peat moss will prepare any soil for garden purposes and will improve the best growing soil, both physically and in fertility. It breaks up and renders more friable heavy clay soils. It binds and gives more body to loose sandy soils. It assures constancy of moisture about the plant root level at all times. It acts as a reservoir for plant food applied in a form of commercial fertilizer.

Peat moss used as a Summer mulch does away with the back breaking toil of weeding and cultivating . . . adds a touch of freshness and newness to every part of the garden. No other one material available for garden use will do for the garden one half the things which peat moss does.

If you have never used peat moss a delightful experience awaits you. You will find it so different from anything else you might have used. You may use it liberally, confident of good results. Your garden will be one for you to take pride in—for all to admire. Don't deny yourself this pleasure—this safety. It is folly to be ever tempted to employ a "bargain" substitute.

Why not, at this time, consider peat moss as a garden aid? Your dealer will be glad to tell you more about this soil improver and will gladly recommend how much peat moss you should use for your particular type of soil. We, too, offer to lend our aid.

Fine new growth moss peat from which our product is made and coarse peat from which undesirable peat is taken

Educational Adv. & Research Dept.  
PEAT IMPORT



CORPORATION  
Quality German & Holland Peat Moss  
YORK

NEW



# SATISFACTION

is real and lasting when a  
**POWER MOWER** cuts the grass



THERE'S a feeling of real satisfaction when grass is cut with a **Power Mower** . . . it's so easy, efficient, quick. And it offers "hard-boiled" economy, too. The facts prove it! Write the manufacturers of quality **Power Mowers** listed below for details. They are the largest, oldest and leading **Power Mower** manufacturers in the country and will not obligate you in any way.

**IDEAL POWER LAWN MOWER COMPANY—Lansing, Mich.**

**THE MOTO-MOWER COMPANY—Detroit, Mich.**

**COLDWELL LAWN MOWER CO.—Newburgh, N. Y.**

## "What CAN I Do to Restore My Lawn?"

Any time or money spent in renewing your lawn may be utterly wasted unless you sow grass seed of known quality and dependability.

Dreer's fine, re-cleaned new-crop grass seeds cost no more than those containing a high percentage of worthless chaff and may be depended upon to produce attractive, permanent lawns. The different varieties are described on Pages 6 and 7 of Dreer's 1933 Garden Book—the "Book of the Year" for amateur gardeners. Sent free in U. S. A. to those interested in grass seed, vegetable and flower seeds, roses, perennial plants, etc.

HENRY A. DREER

Dept. D

1306 Spring Garden Street  
PHILADELPHIA, PA.

# DREER'S

## Rhododendrons need less care than most plants

[Continued from page 223]

This Rose Bay correctly cared for has bright dark gloss to the leaves, long shoots of yearly growth and generous white or pinkish flowers about July first.

Only a little less hardy is the Catawaba Rhododendron, with purple-pink bloom in June. Not nearly so much shade is required for this species, which in many places will stand full sunlight if the wind is kept away. Half shade proves better.

The small-leaved, small-flowered Carolina Rhododendron needs still less shade, but never reaches the noble proportions of the other two, nor has it the extreme hardiness.

Those who garden south of Boston, Rochester, and Chicago, or on the West Coast can plant the colorful named Hybrids with every chance of success. What the cultivated Rose is to the wild Rose, these Hybrid Rhododendrons are to their wild relatives.

The trusses of flowers are large and plentifully produced in shades of red, pink, purple, and white. Among the hardiest varieties are: reds, Charles Dickens, Kettle drum, Caractacus, H. W. Sargent, Charles Bagley; pinks, Roseum Elegans, Lady Armstrong, Roseum Superbum, Parsons Grandiflorum; purples, Purpureum Elegans, Purpureum Grandiflorum, Lee's Purple, Catawbiense Grandiflorum, Everestianum; whites, Album Elegans, Album Grandiflorum, Boule de Neige, Memoir. There are many other varieties.

Farther south and on the West Coast a great number of new and marvelous Hybrids, as well as newly discovered Asiatic species by the hundred enjoy a good prospect of successful cultivation.

Among the tenderer Hybrids Loderi (white), Pink Pearl, Cynthia (pink), Lady Mitford (peach), Broughtoni Aureum (yellow), Goldsworth Yellow, Doncaster (scarlet), Purple Splendor are a few out of hundreds.

Rock garden species include ferrugineum, fastigiatum, intricatum, scintillans, chryseum, haematodes, cantabile, williamsianum, and a hundred others.

Do not expect to obtain all these with ease. However, many are now available at nurseries specializing in this field, and the list grows every year.

Even the most difficult and tender kinds may be encouraged north of their supposed northern limits in wind-sheltered spots near large bodies of water. Others do splendidly in mountain ravines.

Keep the list of special requirements before you till you know them by heart.

1. Make your soil acid.
2. Do not dig. Mulch.
3. Fertilize with very old manure, granulated peat moss or other peat, leaf mold, and pure vegetable compost.
4. Use no lime, bonemeal, or any garden fertilizer.
5. Shelter from wind.
6. Give partial shade.
7. Never let the roots dry out or stand in water.
8. Thin the flower buds after transplanting.
9. Cut away flower heads immediately after blooming.

Observe all these rules and you can make Rhododendrons thrive. Do not object to the trouble involved, for when at their best, no evergreen is nobler in form and color.

Rhododendron and Kalmia

Eldredge



# \$ Dollar ideas \$



### A radio tube for darning

I have found a burned-out radio tube excellent as a substitute for a darning egg. MRS. F. N. ELLSWORTH, *Port Ewen, N. Y.*

### A sewing hint

This will be found useful to the home sewer who wishes to make the hem of her own skirt even. Chalk a spot, on a window sill, then turn completely around letting the chalk mark the skirt at the hips. By measuring down from the chalk mark all around, the skirt will hang evenly. MISS H. EDNA BAIR, *Coatsville, Penn.*

### A glass cover for dumplings

Dumplings are certain to become soggy if the cover of the steamer is lifted while they are cooking, and yet one likes to know how they are progressing. To satisfy my curiosity I use a glass pie plate for a cover. I can see through this and need not run the risk of ruining the dumplings. MRS. MINNIE KRAUSE, *St. Louis, Mo.*

### A birthday reminder

As a reminder of the birthday dates of my friends and relatives I check the dates on my kitchen calendar at the beginning of the year. As I go about my kitchen duties I am reminded far enough in advance to send the proper greeting. MRS. PAUL I. MILLER, *Columbus, Ohio.*

### A practical kitchen table top

I find that linoleum is the most practical covering to use on my kitchen table. It can be cut to fit any size table. It may match the linoleum on the floor or may carry out any desired color scheme. Hot dishes and pans will not mar it; it is easily cleaned and will wear extremely well. MRS. J. PAUL PRICE, *Greensboro, N. C.*

### Extending the life of candles

To make candles last longer place them in the refrigerator for a few days before using. They will hold their shape better and will burn more slowly. MRS. ASHTON GARDNER, *Holidaysburg, Penn.*

### Geranium in tea

I keep a rose geranium plant on the kitchen window sill not only for decorative purposes but to use when serving tea. I put a leaf on the tea tray and as each cup is poured I dip the leaf quickly into the tea and out again. It gives the tea an unusual and delectable flavor. MRS. H. P. HEIL, *Englewood, N. J.*

### A soap shaker for economy

A perforated ten-cent sugar shaker filled with soap powder or beads will not only be economical but handy when washing dishes, silk hose, or small silk garments. MRS. W. DOUGLAS MERIWETHER, *Elkins, W. Va.*

### Hard water rings

When hard water is allowed to stand in glasses or vases a white sediment forms. To remove it fill the vessel with vinegar and let it stand until the deposit is dissolved. MRS. MARY B. NORWOOD, *Peru, Nebraska.*

### To flavor doughnuts

When frying doughnuts drop a few whole cloves in the boiling fat. This imparts a very pleasant flavor to the doughnuts. AINSLEE SPINDEL, *Tullytown, Penna.*

### A painting hint

Before painting woodwork coat the doorknobs and locks with a thin film of vaseline so that if paint spatters on these parts, which it is very apt to do, it may be easily wiped off. MRS. C. F. WAGNER, *Fond du Lac, Wis.*

# RENOVATE YOUR LAWN

*Henderson's Lawn Grass Seed sown this Spring will give you a beautiful turf all Summer*

THE Spring treatment of your lawn is the most important of the whole year. A good raking as soon as the weather permits, followed by an application of Henderson's Lawn Enricher and Henderson's Lawn Grass Seed will produce marvelous results.

There is no excuse for a poor lawn. It is only through not knowing or not caring, that home owners fail to achieve the same velvety, attractive lawns which emphasize and add so much beauty to other homes. Our Lawn Grass Service Department will tell you how, and HENDERSON'S LAWN GRASS MIXTURES and HENDERSON'S SPECIAL FERTILIZERS will make it possible.

THE HENDERSON LAWN GRASS is the mixture that is best for general use. It is a combination of different grasses that are selected to do their best at various months of the year, giving a constant appearance. For renovation use one quart to each 200 square feet. Prices (delivered) 40c per qt.; 75c for 2 qts.; \$1.35 for 4 qts.; \$2.25 per peck; \$4.25 per 1/2 bushel; \$8.00 per bushel of 20 lbs.

## THERE ARE OTHER HENDERSON MIXTURES FOR SPECIAL LOCATIONS.

### "How to Make a Lawn"

Is the title of one of our leaflets by Peter Henderson, which treats of Lawns and Lawn Making, in detail—we shall be glad to send this as well as our "Henderson's Hints," without charge if you will fill in the coupon.

Send me your Leaflet, "How to Make a Lawn" together with "Henderson Hints" as advertised.

Name .....


Address .....

City.....State.....35

### PETER HENDERSON & CO.

35 CORTLANDT STREET NEW YORK CITY

*You'll find every issue of The American Home attractive—interesting—helpful*



## PRIZE DELPHINIUM FOR YOUR GARDEN

Three generous packets of seed, from the justly famous Watkin Samuel's Wrexham Strain of English Hollyhock Delphinium, in a variety that will fill the desire of every real garden lover. The finest large flowering type to date; immense spikes. One packet of each of the following delivered, postage pre-paid, for \$1.00 if ordered from this Adv. Catalogue value \$1.50.

- ART SHADES ..... \$.50 Pkt.
- DEEP BLUE SHADES ..... \$.50 Pkt.
- LIGHT BLUE SHADES ..... \$.50 Pkt.

VALUE \$1.50

### Michell's Free 1933 Catalogue

- Containing everything for the garden, and profusely illustrated, will be mailed on request.

# MICHELL'S SEEDS

520 MARKET ST.

PHILA., PA.



**COLORFUL WATER LILIES**

*Everything*  
**FOR THE WATER GARDEN**

If you have thought that the colorful beauty, exquisite fragrance and never-ending interest of a Water Garden would be too costly for you to enjoy, we urge you to send for the new 1933 catalog of Wm. Tricker, Inc., the oldest and largest growers of Water Lilies and Aquatic Plants in America today.

In it you will find everything for the water garden, at the lowest prices in our 27 years' experience.

Our new catalog describes and pictures, in natural colors, hardy and tropical Water Lilies, and all types of water plants and ornamental fishes. It tells how to construct a pool, how to plant a tub garden, and gives complete cultural directions. Send for your FREE copy right now.

**FREE**  
Beautiful new  
1933 Catalog



**Wm. TRICKER INC.**

3401 Brookside Ave. 3416 Rainbow Terrace  
Saddle River, N. J. Independence, Ohio

**8 EVERGREENS SPECIAL for \$1.80**

2 Pyramidal Arborvitae, 2 Austrian Pine  
2 White Spruce, 2 Japanese Cypress  
7- to 8-year-old trees, 1 to 1 1/2 feet. Suitable for foundation plantings. A genuine bargain.

**COLORADO BLUE SPRUCE**  
8 to 9 years, sheared, 15 to 18-inch, \$1.10  
6-year trees 8 to 10 inch, 4 for \$1.10

10 JAPANESE BARBERRY, 3-year-old, heavy and well branched, special \$1.20  
3 RHODODENDRON, 1 to 1 1/2 feet, Pink, Red, Purple, Big value \$1.25  
2 Nikko True-Blue HYDRANGEAS \$1.10  
Hardy, blooming size, only..... \$1.50  
6 Assorted Rockery Evergreens..... \$1.50  
12 Hardy Lupines, mixed..... 1.20  
5 1933 Novelty Fragrant Pink Violets.. 1.20  
12 Rock Garden Plants, assorted..... 1.20  
12 Hardy English Primroses, mixed..... 1.20  
10 Red Delphinium, novelty..... 1.20  
12 Hardy Blue Salvia Azurea..... 1.20  
12 Hybrid Oriental Poppies..... 1.20  
2 Azalea Mollis, orange, blooming size 1.10

12 Japanese Exhibition \$1.25  
**CHRYSANTHEMUMS**  
Queen of Fall flowers. Blooms 6 to 8 inches wide. Bronze, Yellow, Pink, Rose, White, Lavender.  
Add 25c for Packing

**NEW MARKET PERENNIAL GARDENS**  
86 Randolph Road, New Market, N. J.

**JUNE ROSES**  
will greet you in your garden if you plant Roses now. See Star Rose quality. Send for these samples.

**2 STAR ROSES for \$1.00**

★ **Grenoble.** Monthly blooming. (New 1932) Great, full, clear crimson blooms. \$1.00 each.  
★ **Thomas A. Edison.** Monthly blooming. (New 1932) Immense blooms of two-tone pink. \$1.50 each.

Also the latest issue of "Rose News" and the "Star Guide to Good Roses" for 1933.

Star Roses are selected quality plants, guaranteed to bloom or your money back. Take advantage of this half-price offer now. Catalog in full color **FREE** on request.

**THE CONARD-PYLE CO.**  
Robert Pyle, Pres.  
West Grove 253 Penna.

**GUARANTEED TO BLOOM**

building "materials" for a complete Colonial home



**50¢!**

- 2 Side wall finishes
- 3 Types of front doors, entrances and steps
- 2 Types of windows
- 3 Types of shutters
- 2 Chimneys and a roof
- 2 Types of metal gutters and leaders

A patch of green lawn;  
a large shade tree and shrubs; some blue sky  
—and even a white picket fence and flowers  
—ALL IN FULL COLOR!

All parts are reproduced in their natural colors—even purplish gray shadows have been captured where they fall naturally. In some instances, as with the shutters, a choice of colors has been given.

Every detail has been worked out accurately to the scale of 1 inch = 3 feet. The pasted elevation, then, of a forty-foot house will be about 13 inches wide when completed.

The creator of this cut-out house designing scheme, Harry A. Groesbeck, Jr., member of the National Alliance of Art and Industry, has worked closely with the well-known architect, Melvin Pratt Spalding, A.I.A., so that all the materials and designs suggested are authentic and architecturally correct.

Send 50c with order, to Building Service, THE AMERICAN HOME, Garden City, N. Y.



## A little rock garden

Mrs. Francis P. Hallinan

WE DECIDED to add a rock garden in a place viewed from the sunporch. Along the border there was a planting of evergreens and a few Flowering Crabs which served nicely as a background for our garden, a space of about twenty by thirty feet.

The stones used in this little garden are the natural weather-worn, porous type; many still retaining their original Moss and dainty Ferns. Drainage and soil are of utmost importance. A good soil mixture suitable to the majority of plants is made up of loam, leaf-soil, stone chips, and plenty of grit. For the lime-loving plants nothing is better than old mortar rubble; other plants, however, may require nothing more than peat, grit, and leaf-soil. So in making and filling our garden pockets the soil most suitable to the likes of the little dwellers can be used.

Rockery building is a fascinating pastime and one's imagination and originality may find scope for expression in various ways. What can be lovelier than a miniature "waterfall" of *Campanula pusilla alba*? Or one's thoughts may run to a woodland dell, rocky crest, or trickling stream and tiny pool. In our case a bird-bath placed at one side and at the top of the slope gave us a motive from which to work, and the rock-work sloping downward from the bird-bath to the boulders at the base of the lower step gives a pleasing variation to the lines.

As another feature we have a real moraine, not very large but interesting, and many choice al-pines now flourish here which be-fore languished in other parts of the garden. To the depth of from three to four feet were first placed a good layer of rough stone for

drainage, then finer gravel and stone chips and lastly a mixture of screenings, grit, and one tenth part leaf-soil. A few of the al-pines responding to this treatment are *Campanula allioni*, *Dianthus neglectus*, *Armeria caespitosa*, the *Edelweiss*, some choice *Androsaces*, *Encrusted Saxifrages*, and a native *Pentstemon*.

Spaces such as around stone seats and among the cracks and crannies of steps always lend themselves well to the planting of the smaller things, such as *Arenaria balearica* and *caespitosa*, the various creeping *Thymes*, *Erinus*, and the *Mossy* and *Encrusted Saxifrages*. All these are now creeping up and over the rocks in the prettiest way imaginable, making most attractive moss-like carpets.

Raising al-pines from seed is not at all impossible. In fact, the previous February (having this



*Gentiana sino-ornato* in foreground and foliage of *Primula cortusoides alba* at right. (Gerald Beebe Gardens)

garden in mind) many of the plants now growing in it were started from seed, the only requirements being an ordinary garden frame and endless time and patience. *Gentiana farreri*, *Irish Heath*, some of the *Dianthus*, *Violas*, and *Aubretia* in abundance, *Ramondia pyrenaica*, and many of the choice *Primulas* were

raised from seed. Some of these were in bloom the following year!

For a "first-year garden" the progress is quite remarkable, and the garden is rich in bloom. An effective color scheme of pink, blue, lavender, and of course white is being worked satisfactorily. Mid-September one finds the garden aglow and worthy of note. *Gentiana sino-ornato*, the dainty *Aethionemas*, *Primula farinosa* and *cortusoides*, and such a wealth of *Violas*, *Apricot Queen* and *Jersey Gem* being particularly attractive. Nothing can be sweeter than the little clusters of *Alpine Poppies* so daintily snuggling against the rocks. All summer the garden was sweet with its tidy tufts of alpine *Pinks*, *Phlox diffusa*, *Primulas*, *Violas*, and the interesting *Dryas octopetala* with large creamy blossoms and fluffy seed.

A few suitable annuals may be an important factor in any rock-garden. Here we have the tiny star blossoms of *Ionopsidium acaule*, *Leptosiphon rosea*, the glorious gentian blue of *Anagallis*, and some charming little *Asters* of trailing habit with flowers of softest blue.

Several dozen pink and lavender *Erythroniums* among dainty foliage of *Ferns* and *Thalictrum* occupy one corner. Also the Grecian *Anemone fulgens* has its place as well as *Daphne cneorum*, loveliest and sweetest of dwarf shrubs. One of the finest blue flowered plants of this garden is *Lithospermum prostratum* which for its long duration of bloom and heavenly blue color, occupies a first place among rock plants. The warm coloring of winter blooming *Heather*, and *Christmas-roses* soon followed by the denticulate *Primulas* are possibilities within reach of all. Why not have them?

# FLOWERS for Garden and Vase

Schling's "Cut-flower" Collection of 10 Exquisite Varieties equally at home in a simple pottery jar or a vase of Lalique crystal

**ARCTOTIS BREVISCAPA AURANTIACA**—A brilliant newcomer from Africa! A bright corona of orange-yellow petals circling a deep purple cushioned center. 2-ft stems. Blooms up to frost. Pkt. 50c

**LARKSPUR GIANT IMPERIAL, Gloria**—Rising freely from a bushy center the extraordinarily long spikes are crowned with close-set racemes of a perfect clear rose. Pkt. 35c

**CALIFORNIA GIANT SUNSHINE ASTER**—The popular Sunshine Aster crossed with the California Giant has produced this glorified form. 2½ to 3 ft. stems. Blooms in Sept. Pkt. 40c

**DAHLIA FLOWERED ZINNIA, Youth**—A lovely warm shade of soft rose that will delight every lover of fine Zinnias. Pkt. 35c

**COSMOS EARLY DOUBLE CRESTED, Mal-maison Pink**—Like miniature peonies on long stems; many fully double, others with crested centers of delightful pink. Blooms from August until frost. Pkt. 50c

**GIANT YELLOW TULIP POPPY (Hunne-man-nia)**—A glorious sun-kissed golden yellow, tulip-like poppy on strong stems with feathery bluish green foliage. Pkt. 25c

**HELIANTHUS DAZZLER**—Magnificent daisy-like flowers 4" across, borne on slender stems fully 3½ ft. long. Rich chestnut brown tipped with orange. Pkt. 35c

**SALPIGLOSSIS, Schling's Candelabra flowered**—Entirely new type. Like the Hollyhock a strong central stem rising from crown of rich green foliage. Flowers freely along upper portion ending in veritable bouquet of largest and most richly colored flowers. Pkt. 25c

**VERBENA COMPACTA, Royal Bouquet**—Sensational departure from old types. Large flowered trusses borne on long stems with no straggling side shoots. Pkt. 50c

**LUPINUS HARTWEGI GIANTS**—A marked improvement on annual Lupinus furnishing vigorous spikes from 3-4 ft. high. In assorted colors, blue predominating. Pkt. 50c

Special 1 pkt. each of the above 10 varieties—\$3.95 value—for..... \$3.00

### Tithonia Speciosa

Schling's new superb exotic—the sensation of two seasons and incomparably the most remarkable annual presented in years. Briefly—Grows 8-10 feet tall; dark green, deeply lacinated foliage covered with a profusion of bright orange-red flowers—"The Golden Flower of the Incas"—Magnificent in borders. Packet 75c

## 9 HARDY LILIES



A symphony of stately grace and glorious color to mark your garden with new beauty

All first size mammoth bulbs

3 Regale (Regal Lily)

—Long white trumpets touched with rose. Center,

canary yellow. 3-4 feet \$1.00

3 Auratum (Gold banded)—Pure white

Petals, dotted with maroon, banded with

golden yellow. 5-6 feet. \$1.35

3 Speciosum Rubrum—A lovely autumn lily,

satin white, heavily dotted with deep

pink. 3-4 feet. \$1.35

3 Bulbs each (9 in all) \$3.50

6 Bulbs each (18 in all) \$6.25

## GREEN PEAS!

From June to August

Here's a secret!—an abundance of this toothsome delicacy is yours, all summer long if you plant all this collection, at one time, right after frost is out of the ground. Each variety will ripen one after another in the order named.

1. Schling's Pedigree Extra-Early—Height 2½ ft.

2. Gradus, or Prosperity—3 ft. Delicious flavor.

3. Sutton's Excelsior—Height, 1½ ft. Very sweet.

4. Dwarf Champion—1½ ft. Heavy cropper.

5. Improved Telephone—3 ft. Enormous pods.

6. Heroine—Height, 4 ft. The latest to mature.

½ lb. each of all 6 varieties. \$1.75

3 lbs. in all. 2.75

1 lb. each of all 6 varieties. 2.75

6 lbs. in all. 5.00

2 lbs. each of all 6 varieties. 5.00


Free delivery anywhere in U. S. A.

### Schling's Seeds

MAX SCHLING SEEDSMEN, Inc. Madison Ave., at 58th St. New York City

The Book for Garden Lovers—35c a copy

## MILBRADT POWER LAWN MOWERS



ARE pleasing owners of large and small estates. They are easy to operate, climb the steepest hills, cut through the heaviest grass, trim closer around trees, shrubbery and flower beds than other power mowers. Sizes from 20 to 60 inches. Write for Catalog.

MILBRADT MANUFACTURING CO.  
Established 1895  
2402-04 No. Tenth St. St. Louis, Mo.

### \$1.00 Flower Bargains \$1.00

Never before did your garden money buy as great values as these:

**Gladiolus**—Fifty bulbs—all different, but not labeled—postpaid for \$1.00

**Lilies**—Two bulbs each of *Lilium Regale*, *Tigrium*, *Umbellatum* and *Elegans*, 8 bulbs in all, postpaid for \$1.00

**Peonies**—One each of five named varieties, a deep pink, light pink, dark red, rose and white. Really a \$3.00 value, postpaid for \$1.00

**Phlox**—One each of six named varieties—a carmine-rose, white, red, pink, orange, scarlet and salmon, 6 plants in all, postpaid for \$1.00

**Extra Special Offer**—All four of above great bulb and plant values postpaid for only \$3.00

Send for special folder offering hundreds of similar bargains, with amazing free plant offers.

The PFEIFFER NURSERY  
Winona Minn.

## Burpee's Flower Seeds

Choice assortments of favorite flowers. Burpee's famous guaranteed seeds at special prices. Each collection contains six different colors.

**GIANT MAMMOTH ZINNIAS**  
6 packets (value 60c) for 50c

**GIANT CREGO ASTERS**  
6 packets (value 60c) for 50c

**HALF DWARF SNAPDRAGONS**  
6 packets (value 70c) for 50c

**BURPEE'S SWEET PEAS**  
6 packets (value 65c) for 50c

**DOUBLE LARKSPUR (Annual)**  
6 packets (value 75c) for 50c

**ANNUAL PHLOX**  
6 packets (value 60c) for 50c

Any three collections for \$1.00. Postpaid.

BURPEE'S 1933 GARDEN BOOK sent free on request.

W. Atlee Burpee Co., 733 Burpee Bldg., Phila.

## Prettiest Flower and Evergreen RHODODENDRONS

White-pink clumps \$1.00  
Purple-lilac " 1.50  
Red " 2.00

One of each \$3.90 Guaranteed  
Immediate effect. Write for culture and price list.  
New River Rhododendron Nursery, Princeton, West Va.

## TRIM YOUR HEDGE ELECTRICALLY

**\$950 LIGHTNING SPEED—NO WORK!**  
BY MAIL ONLY  
Many times as fast as hand shears. Like play to use. Does expert job, too. Keeps shrubs looking better. Works on light socket. Weight 2½ pounds. Lowest prices.  
WRITE FOR BOOKLET TODAY  
**PEERLESS TRIMMER**  
American Peerless Industries  
2900 School St., Chicago, Ill.

## SPECIAL HARDY PERENNIALS

3 each, Myrtle, Gaillardia, Dianthus, Sedum, \$1.00.  
3 each, Thymus, Mazus Rugosa, Delphinium, Shasta Daisy, \$1.25. 3 each Phlox sub., Sedum, Wallflower, Oriental Poppies, \$1.50. 3 each Veronica Royal Blue, Viola odorata, Geum, Myrtle, \$1.25 postpaid. We specialize in Rock Garden, Ground Cover and Perennial Plants.

HUGH B. BARCLAY  
1299 Montgomery Ave. Narberth, Pa.

## Water Lilies

1933 COLOR CATALOG FREE  
Beautiful large or small garden with a Water Lily Pool. Gorgeous colors, exquisite fragrance. Easy to care for. California Water Lilies noted for extra hardiness and vigor. Will thrive anywhere in U.S. or Canada. Safe delivery GUARANTEED. 1933 Catalog tells how to make a Water Garden: care of Water Lilies etc. Write for FREE copy.  
COMPLETE SMALL POOL \$4. value \$9.95  
JOHNSON WATER GARDENS, Box 73, Hynes, Cal.

# SAVE EVERY PAGE

on which these appear ↓

AMERICAN HOME PORTFOLIO ~ 2

AMERICAN HOME PORTFOLIO ~ 1

AMERICAN HOME PORTFOLIO ~ 4

AMERICAN HOME PORTFOLIO ~ 8

AMERICAN HOME PORTFOLIO ~ 6

Next month we shall offer you a new service—a home-planner's portfolio for filing important building information.

How many of us keep complete files of magazines, intending some day to go through them and clip those things we want to save for future reference—and somehow never get to it!

We have in preparation, a new service for American Home readers, and will announce full details, with photographs of the actual portfolio and necessary equipment in the May issue of THE AMERICAN HOME. However, we have already completed the classifications under which all important building information can be filed for quick and easy reference and have so classified the important building pages in this issue—keep them all for filing in this new Portfolio!

Superior in every respect to the usual "scrap book," this portfolio service will come to our readers with all the necessary equipment for keeping information in an orderly, easily-referred-to manner. It will include

A loose-leaf portfolio, indices, filing tabs, paper punch, etc.

The classifications, as worked out by our Building Service include Remodeling, Plumbing and Heating, Hardware—in fact every subject on which the future home builder wants authentic, authoritative advice when he gets ready to build.

Watch for full details in the May issue of THE AMERICAN HOME!

**SNAP**  
and it's CUT!  
The easiest cutting pruner you ever used.  
Cuts clean without injuring bark.  
Cuts ½ inch branches, small twigs and even twine.

- WON'T BLISTER OR PINCH HANDS
- CHROME FINISH • LIGHTWEIGHT
- UNBREAKABLE
- PREFERRED BY WOMEN

Booklet "HOW TO PRUNE" Sent on Request

Dept. A  
Seymour Smith & Son, Inc.  
OAKVILLE CONNECTICUT

## Rock Garden COLLECTION

### Eight Choice EVERGREENS FIVE YEARS OLD

—only \$2.50 prepaid. Other amazing bargain lots, 10" and larger, twice transplanted, \$1.40 up. Genuine Hill quality, none better at any price. Delivery in April, safe arrival guaranteed. Big list of bargains. 1933 catalog and booklet, "Simple Lessons in Use of Evergreens" free upon request. Get this secret of how to give your premises year-around charm. Write today.  
D. HILL NURSERY CO., Evergreen Specialists—Largest Growers in America—106 Cedar St., Dundee, Ill.

CATALOG LIST OF BARGAIN COLLECTIONS  
Simple Lessons in Use of EVERGREENS

### "If I Had Only Known!"

Stop raising regrets in your garden and begin now with results. Our new free Catalog is full of things you'd like to know, lists and describes old and new varieties of shade and fruit trees, shrubs, berry plants, with new low prices. Home and estate owners and Commercial Growers write at once.

BOUNTIFUL RIDGE NURSERIES  
Box 1 Princess Anne, Maryland

## KINKADE GARDEN TRACTOR and Power Lawnmower

A Practical, Proven Power Cultivator for Gardeners, Fruit Growers, Truckers, Florists, Nurserymen, Suburbanites, Country Estates and Poultrymen. Catalog Free

Reduced Prices—Easy Terms  
American Farm Machine Co.  
1091, 33rd Ave., S. E., Minneapolis, Minn.

## EVERGREEN ILLUSIONS

Do Cut Prices and Clever Wording Fool You?  
Illusion: Height is the test of tree value. Fact: Age and time of transplanting are two facts you should know.

WHY? "KNOW THE TRUTH"  
A penny postcard will bring it to you. No obligation.  
WESTERN MAINE FOREST NURSERY  
Dept. 34 Fryeburg, Maine

## Gladiolus Book Free

Send for my new 36-page GLADIOLUS BOOK describing 171 exquisite varieties, many new. Tells how to grow. 45 illustrations. It's free. Write today. Reduced prices.  
HOWARD M. GILLET  
Gladiolus Specialist  
Box 252 New Lebanon, N. Y.

## CHOICE WILD FLOWERS

Wild Columbine, Wild Blue Iris, Scullcap, Jack-in-the-Pulpit, Red Bergamot, Cardinal Flower, Any 14 for \$2.00; 25 for \$3.00.

### Native Orchids

Cypripediums—acule—pubescens—spectabile—5 of each (15 in all) for \$3.00. Many others. Catalog free.  
WAKE ROBIN FARM  
W. H. Wood, Indiana, Pa.

## Flower Grower

A magazine specially edited for gardening enthusiasts. Intensely practical, stimulating and helpful. Tells you all about Flowers. Each issue contains more facts on flower growing than any other magazine.  
Sample copy 10c. Introductory offer—seven months \$1.00. Address  
FLOWER GROWER  
107 N. Bway., Albany, N. Y.

## Plant for Pleasure Not for Pests

When you see Aphis (plant lice) or similar insects, act quickly. Spray "Black Leaf 40"

### The Gardener's Friend

For 20 years "Black Leaf 40" has waged successful war against insects. Endorsed by professionals. Double-action—kills by contact and fumes. A little goes a long way—one or two teaspoonfuls to a gallon of water. Also protects against nuisance by dogs or cats when sprayed on shrubs and bushes. Sold everywhere. Send for free spray chart.

TOBACCO BY-PRODUCTS & CHEMICAL CORP., Incorporated  
Louisville, Ky.



**BIGGER  
BETTER  
GARDENS  
AT NO  
GREATER  
COST**

OBTAIN double the plants and more from seed you sow. Damping-off takes most, frequently all the plants grown from seed.

#### Ansul

#### Formaldehyde Dust

Prevents damping-off. Economical. For Vegetables, Flowers, seeds, cuttings. Write for Circulars. Increase your crops.

1-lb. 50 cts.; 5-lb. \$1.50 Postpaid; 25-lb. \$3.75, F.O.B. Marinette. Buy only in original packages.

#### ANSUL COLLOIDAL SULPHUR

New and improved form of sulphur. Controls Black Spot of Roses; also, Mildew and other Plant Diseases. Pleasant and safe to use any time. Controls Red Spider and Scale Insects.

Home Garden Tube 75cts., makes 20 gals. spray; 3-lb. Bottle \$1.50; 6-lb. \$3.00 postpaid; 25-lb. Keg \$6.75, F.O.B. Marinette. If your dealer cannot supply, order from factory. Send for New Idea Spray Schedule FREE.

#### ANSUL CHEMICAL CO.

Desk M Marinette, Wisconsin

**Destroy the Insects  
But - Protect the  
Children - USE**



Non-Poisonous

**AGRI-PAX**  
KILLS INSECTS—PRESTO!

#### The Safe Garden Spray

Quart, \$1, makes 25 quarts of spray; Pint, 75c; Half-Pint, 50c. At dealer's or direct from us, postpaid.

MORRIS B. READE, Inc.  
Dept. A Belleville, N. J.

## Pleasure and Beauty FROM A WATER GARDEN

Write today for YOUR Free Copy of our 1933 Catalog. NEW LOW PRICES on high quality Water Lilies, Plants for Pools, Scavengers, Goldfish and Terrarium Garden Plants.

Loveland  
Goldfish Farm

Growers of Water Lilies  
that grow and bloom

Loveland, Ohio

## Our insect campaign becomes increasingly important

LONG, long ago the wisdom of the ages found expression in the adage:

"For every evil under the sun  
There be a remedy or there be none"

and you will remember the saw went on to advise philosophically "If there be one, go and find it!

If there be none, why never mind it!"


It was a comforting calm and fatalistic kind of philosophy that really left one complacently self satisfied by subtly suggesting the policy of *laissez faire*.

And in the dark days of little exact knowledge about the positive control of the ills to which the flesh or the plant or anything else might be heir, it was possibly good advice. But not now! Oh dear, no. Research work has uncovered the causes of so much that was merely mysterious that the problem is now largely one of recognition, and then the application of the suitable remedy.

In the garden more exact knowledge of the pests that cause the troubles has greatly simplified the control, and then the manufacturers have stepped in and accepting the recommendations of research chemists have joined their energies in promoting adequate preparations for the control of the onslaught of insects, etc. "Oh, but we have more than we used to" wails someone. Well, it may seem so because we have more different plants and those perhaps more highly bred, so that they are perhaps more appetizing to the parasite—at all events we have them and we recognize that the price of good plants and good flowers and good vegetables may be eternal vigilance for the ex-

ternal environment just as much as good soil and feeding. It makes things easier that you can now get the remedies ready prepared to fit the particular case. The efficient insecticide must be more than just something to kill. It must have a penetrating quality, or a spreading power for example, and if the pest chews its food it must poison the bait; if it sucks the plant juices it must reach and cover the pest itself, perhaps smothering or paralyzing; sometimes a mechanical character is essential. All these things call for specialty products.

Just what the total annual toll of the insect host may be there is no way of knowing; but some idea of the immensity may be formed by considering the statement made by Drs. Felt and Rankin in their book *Insects and Diseases of Ornamental Trees and Shrubs* (Macmillan Company) that in 1931 alone the three comparatively recently spread pests, the elm-leaf beetle, the Japanese beetle, and the European willow-leaf beetle defoliated three quarters of a million trees in the northeastern states alone! Think of that, and remember that in your own gardens the damage to the trees is insignificant in comparison to that wrought on Roses, and Irises, and the multitude of vegetables. The book just referred to is the latest general compendium of information on its subject and comprises in one handy volume of 506 pages the up-to-date revision of the two separate books of the two authors. It can be had for \$5.50 by mail. A knowledge of the cause is essential to the selection of the remedy, obviously.



## Protect your Garden as never before!

Another year has been added to the growth and beauty of your trees, shrubs and flowers. Protect it . . . guard them from destroying insects. For years the gardens of great estates and of small homes, of professional as well as amateur gardeners, of officers and members of the Garden Club of America, have been safeguarded against insect ravages by

**Wilson's**  
"O K" PLANT SPRAY

Wilson's FUNG-O has a multitude of uses in the prevention and cure of fungus diseases. . . . Descriptive literature on request.

ANDREW WILSON, Inc.  
Dept. H-4 Springfield, New Jersey



That's how fast Lōma does its work. Feed it to your lawn today. In two days, the starved roots are pepped up with new life. In ten days, the grass will be thick, green and lush. Lōma—the perfect plant food—works magic on flowers and vegetables, too.

**SOIL-PREP** . . . binds loose and sandy soil. Breaks up hard, clayish soil. Soil-Prep, rich in humus and available food, is far superior to bone-meal and manures. Tennessee Corporation, 61 Broadway, New York, N. Y.

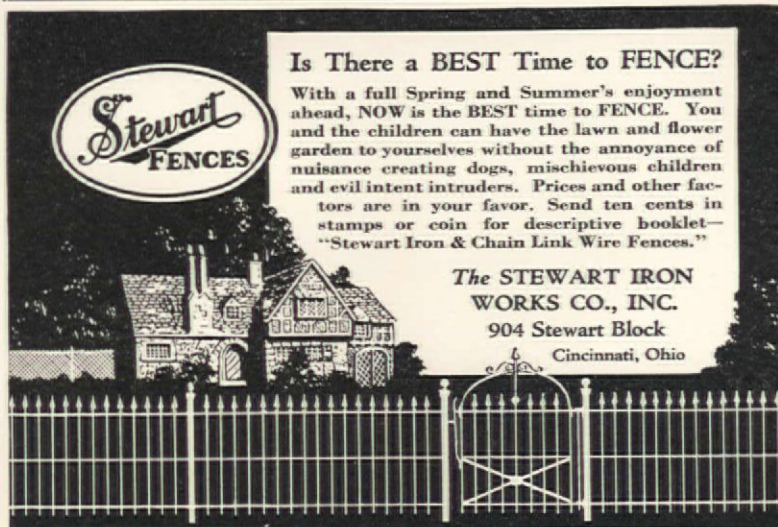
**Lōma**  
the scientifically prepared  
PLANT FOOD

### Is There a BEST Time to FENCE?

With a full Spring and Summer's enjoyment ahead, NOW is the BEST time to FENCE. You and the children can have the lawn and flower garden to yourselves without the annoyance of nuisance creating dogs, mischievous children and evil intent intruders. Prices and other factors are in your favor. Send ten cents in stamps or coin for descriptive booklet—"Stewart Iron & Chain Link Wire Fences."

The STEWART IRON  
WORKS CO., INC.

904 Stewart Block  
Cincinnati, Ohio



### 10 Evergreens FOR 85¢

\$6.00 per 100. Three to five-year-old trees 12 to 15 inches high. All once transplanted in the nursery.

2 Sitka Spruce, 2 Chinese Arborvitae Pyramidalis, 2 Biota Orientalis Compacta, 2 Douglas Fir, 2 Thuja Pyramidalis

Specimen Evergreens for group planting, 2-3 ft. high, burlapped, \$1.10 each. Many varieties.

60 PANSIES, ruffled flowering mixtures, beautiful markings (in bud); Field-grown plants. 85¢

HYBRID DELPHINIUMS, holly-hock strain, double and single, marvelous colors. 85¢

VIOLAS or TUFTED PANSIES, all colors, CORNUTA, ODORATA, JERSEY GEM (Blooming age), assorted 50 plants. Its charms lends grace to either the border or rockery. Bloom all summer. Field-grown plants. 85¢

Field-Grown PERENNIAL Plants (Blooming Age) 25 varieties, 5c each. BOXWOOD, 5-8 inches, \$5.00 per 100. Evergreens, Shrubs, Azaleas, Rock Garden Plants, Barberry and Privet Hedge.

**EVERYTHING GUARANTEED. 250 ACRES**

Order Now for Spring Delivery  
BARGAIN PRICE LIST FREE

**ADOLPH FISCHER NURSERIES**  
Evergreen Dept. 48 EASTON, PA.  
Please Add 35c for Packing Order.

### NEW AND RARE Garden Aristocrats

Illustrated Price List Free

Show your friends these colorful fascinating rare plants in your garden. They are different. Money-saving because we grow them. Send for yours TODAY.

- 1 New Thomsen Blue Spruce. Blunt of all. Our Origination 4 1/2 in. \$1.00
- 4 Rare Rockery Evergreens. Yews and Juniper \$1.00
- 4 New Olympia Poppy. Salmon only, double \$1.00
- 3 Red Delphinium. Colt type. \$1.00
- 10 Choice Rockery Plants. Sedum and Cactus \$1.00
- 1 Japanese Magnolia. Pink. 8-10 in. \$1.00
- 2 Jap. Blood-cutted Maple. Very rare, 8-10 in. \$1.00
- 2 New Red Flowering Dogwood. 12-18 in. \$1.00

**Thomsen Nursery Co. Mansfield, Pa.**

### Strawberry Quality Never Before Attained

We consider FAIRFAX and DORSETT the most important new varieties since Premier. They set a new standard in dessert quality. Early, perfect, prolific. Both are fully described in our 1933 "Book of Berries," also other important Strawberry varieties.

**SPECIAL: 50 FAIRFAX and 50 DORSETT Plants, \$3.00, postpaid.**

Order from this ad, or write today for Book, FREE.

**The W. F. ALLEN CO.**  
326 Market St. Salisbury, Md.

### "Bulbs in a Class All Their Own"

Will soon prove their superior qualities in the gardens of our customers everywhere. Free catalog ready in April. Write for it today.

**ZANDBERGEN BROS.**  
"Tulipdom," Oyster Bay, N. Y.

### FREE 2 GARDEN BIRD DECOYS

With catalogue of house and garden furniture novelties. Shipped unpaired at amazingly low prices. Paint to suit. Beautify your own home—make money as our agent. Send 10c., coin or stamps, to cover postage and wrapping.

**WAUKESHA FURNITURE CO.**  
Dept. A-433 Waukesha, Wis.

### Worthwhile Flowering Shrubs

ILLUSTRATED BOOKLET

Write for your Free Copy

Largest list of Japanese Flowering Quince (Cydonia) in separate colors.

Fragrant Shrubs—Berries attractive to birds.

**A. M. LEONARD & SON (Est. 1885)**  
611 Wood Street Piqua, Ohio

### Learn to be a LANDSCAPE ARCHITECT

At home, by mail. Big fees. Pleasant, helpful work. Experts earn \$50 to \$200 a week. Many earn while learning. Write today for details.

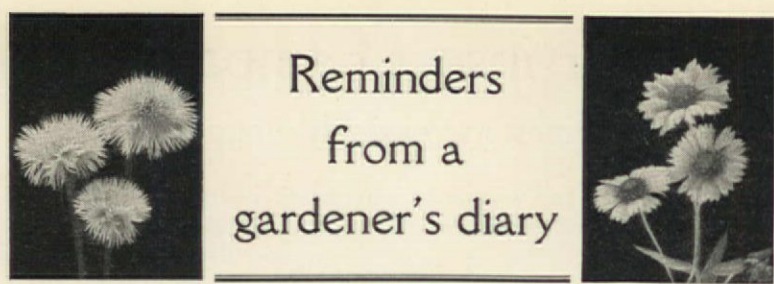
**AMERICAN LANDSCAPE SCHOOL**  
87 Plymouth Bldg. Des Moines, Ia.

### Brand's Fall-Dug DEONIES Lilacs

OWN-ROOT

Oka Cherry, Superior and Splendid Chems, Red Lake Currant—many other new fruits and flowers. Catalog.

**Brand Peony Farms, Inc.**  
132 E. Division St., Faribault, Minn.



## Reminders from a gardener's diary

**A**PRIL. Outdoor planting time is here, and what a relief not to be caught without my notes. Before I started gardening by means of chart and well-devised program, gardening was just a hit-or-miss proposition for me. I never knew where I stood. But the experience of years has shown me that preparedness counts.

When I started my garden I didn't know what to do next, but it had paid me to keep a careful record of past years' activities.

The garden's uncovered, so what now? What's to be planted outdoors this month? Better get seeds ready.

**Flowers:** Annual Phlox, Snapdragons, Verbena, Ageratum, Mignonette, Dianthus, Cosmos, Gypsophila, and Eschscholtzia.

**Vegetables:** Beans, Beets, Brussels-sprouts, early Cabbage, Carrots, Cauliflower, Lettuce, Onions, Parsley, Parsnips, Peas, Potatoes, Celery, Cress, Kohlrabi, Radishes, Spinach, and early Turnips.

And in the hotbed: Heliotrope, Asters, Petunias, Cucumbers, Egg-plant, Melons, Peppers, and Tomatoes.

**APRIL 1.** Ought to transplant Cabbage and Cauliflower from frames into the garden. Start seeds in frame in places left vacant by plants removed (perennials and vegetables).

2. Clean up the perennial border and rock garden. Trim off the dead stakes.

3. Dig flower beds. Soak Sweet-peas overnight, to plant tomorrow.

4. Plant those Sweet-peas. Give lawn application of Vigoro, Loma, or bonemeal.

5. Prune Roses (Hybrid Teas, Teas, and Hybrid Perpetuals).

6. Plant Roses.

7. Set out new shrubs and trees.

8. Give application of plant food to shrubs, border perennials, Peonies, Tulips, and Narcissus.

9. Sunday, and a long day to do things. Plant vegetable seeds. Plan for successive sowings of Beets, Peas, Beans, Radishes, Lettuce, and Sweet Corn. Watch for insects on fruit trees, and get out spray gun.

10. Harden off vegetable plants started in frame or indoors.

11. Sow Snapdragon, annual Phlox, Verbenas, Ageratum, and other half hardy annuals in hotbed.

12. Prune grape vines and orchard fruits. Dig around and fertilize everything.

13. Set out plants and bulbs that were forced indoors and have bloomed already.

14. Divide and reset perennials that have been in one place three years.

15. Take cuttings of perennials. Put them in sand box.

16. Prune out all rose parts affected with canker. Time to give lawn top dressing if it's been forgotten before.

17. Go over flower beds, spading thoroughly. Rake well until soil is fine.

18. Give Roses some bordeaux mixture. Rub sprouts from trees as they appear.

19. Sow flower seeds.

20. Spray everything as directed in the chart.

21. Mow lawn. Don't wait until grass grows tall.

22. Plant some Lilies.

23. Prune Forsythia and other spring flowering shrubs as soon as they have finished blossoming.

24. Plant Gladiolus cormels in rows, for growing on the next crop of corms. Plant Galtonias and Tuberoses.

25. Transplant shrub Altheas, Flowering Dogwood, Buddleia, Hawthorn, Weigela, Rhododendron.

26. Watch for weeds. Prepare ground for Dahlias, so weeds can be pulled out before tubers are put in next month.

27. Set out Pansies wintered in frame.

28. Fix lawn. Roll it. Reseed it. Give it nitrate of soda. Use sod where seed is hard to grow.

29. Take cuttings of house plants.

30. Follow spraying instructions, and go over the list for the month to see if anything has been forgotten.

Watch watering, weeding, cultivation frequently during the month.—I. GEORGE QUINT.

## FOR EVERY GARDENER

Whether your interest is in roses or rock gardens, the greenhouse or the vegetable patch, you will find expert advice in every issue of the *Gardeners' Chronicle*, America's outstanding all-gardening magazine. Practical, reliable and timely, it costs only 25¢ a copy or \$2.00 by the year. Six months thrift subscription, \$1.00.

**GARDENERS' CHRONICLE**  
522-A Fifth Ave., New York City

### Golden Rule Dahlia Farm

Harley T. Peck, Lebanon, Ohio

We are pioneers in large Dahlias for the Middle West. Quality and service guaranteed.

Free Catalogue Now Ready

### IMPERIAL DELPHINIUMS

Gigantic stocks—immense blooms—mystic beauty. 80 colors and shades. Far out-rides all English strains. Safe delivery to Atlantic coast. Seeds and plants guaranteed. Pkt. 200 seeds \$1; 600 seeds \$2. Blooming size plants, \$2. per doz; \$7. per 50; \$12. per hundred. (Carriage paid on 100). Extra plants if you mention *American Home*.

**E. E. HEALEY**  
Exclusive Grower, Puyallup, Wash.

### Unusual—Interesting—Catalog

Different—Because it offers seeds of only Unusual Plants, containing possibly the largest available list of Wild Flower and American Alpine seeds. Write Dept. E.

**REX. D. PEARCE**

Merchantville New Jersey

### A Splendid Crop for Winter, Spring

Grow Mushrooms in your cellar or shed. Make up to \$25 a week or more. Famous White Queen brand. Big demand. We tell you how. Illustrated book free. Start NOW—write today!

**MONEY IN MUSHROOMS**

**AMERICAN MUSHROOM INDUSTRIES, Ltd.**  
Dept. 554 Toronto, Ont.

**THIS BOOK FREE**

**GROW MUSHROOMS THEY PAY**

### TIGRIDIA (Mexican Shell Lily)

Exotic summer flowering bulbs. Blossoms often 3" across. From July to October. Colors—yellow, rose and scarlet, mixed. Beautifully marked centers. Ideal for rock gardens. 12 large bulbs—\$1.50, prepaid.

**BULB SEEDS—Rare Varieties—Agapanthus, Alstroemeria, Cyclamen, Hyacinthus, Wild Gladiolus, Iris, Lilium, Watsonias, 25c pkt.**

LIST OF RARE BULBS and BULB SEEDS sent FREE on request.

**GORDON AINSLEY** Campbell, California

### 3 WATER LILIES \$3.00 P.P.D.

Different colors. Order direct and get 3 water plants. FREE. Guaranteed by Mid-West's most famous water gardens.

FREE illustrated catalog, low-cost prices. Complete selection finest water lilies, water plants, gold fish, snails, etc. Money-saving combination offers. How to build pool or tub-garden. SEND NOW!

**Smiley's Water Gardens**  
Dept. 42 Seward, Nohr.

### DELPHINIUM "DREAMS OF BEAUTY" HYBRID

The wonderful perennial strain with largest and finest iridescent shades of blue bloom, some double some with pink fillings, best suited to our climatic conditions. Heat and mildew resistant. Aug. planted seedlings 12 for \$1.00 post-paid. 1-yr. plants 4 for \$1.00—10 for \$2.00. CANTERBURY BELLS 4 colors, 1-yr. plants 3 for 60c—10 for \$1.50.

Satisfaction guaranteed. Write for perennial catalog.

**HEREFORD'S GARDENS** Oakford, Ill.

### Grow Flowers the Greenhouse Way

ADD-A-UNIT STAKE AND PLANT TIE Gives Real and Constant Support

Hollow metal Parkerized stakes, galvanized wire ties, adjustable to high or low growing plants, single stems or clumps. Can be used as loop or full length for borders. Commended by flower-growers everywhere... useful, inexpensive, lasts! \$1 per doz., 50, \$3.75; 100, \$7.—BAUER GREENHOUSES, Box No. 2, NAPERVILLE, ILL.





## Do you want a natural "woody" pool?

Then you'll want to make the plan irregular, and perhaps include an artificial little brook. When is a drain necessary? How much water surface to allow for plants and shrubs? What labor and materials are needed for excavation and construction of it? These

are the things important to know before you actually start to build that pool, the kind of information that will save you many heartaches and disappointments, as well as saving in expense. It is the sort of information you will find in this useful and valuable booklet.

Making Lily pools and rock gardens...for 20¢



Linoleum braced with wood making the concrete form

The two illustrations here were taken from a fascinating yet thoroughly practical article on small pool construction in the January issue of THE AMERICAN HOME.

If you will add 10c to your remittance, we shall be glad to send you a copy of it, as long as the issue is in stock if you will state when ordering.

### 3 other valuable American Home booklets for gardeners

15 Planting Plans for Small Gardens . . . . . 20c.

Complete planting plans, actual results and other valuable information for small gardens, profusely illustrated with lovely photographs as well as drawings. Twenty-three pages of real help.

What You Ought to Know About Roses . . . . . 20c

J. Horace McFarland; J. H. Nicholas; Romaine B. Ware; and other famous Rose specialists contribute their knowledge and experience in growing finer Roses in the small garden with least effort.


What You Ought to Know About House Plants . . . . . 10c

Please send full remittance with order, to  
The American Home, Garden City, N. Y.

# CUTS MORE GRASS



. . . . at  
**lower  
cost**



A power lawn mower, to be economical, must be dependable. Loss of time and expensive repair bills soon eat up the savings in time and money made possible by its use.

Jacobsen Mowers are designed 100% as power mowers. They are built to give years of trouble-free service. Each part is carefully engineered and accurately balanced with every other part to provide the utmost in dependable performance, easy handling and low cost operation.

Jacobsen Power Mowers will save on your lawn-care budget, year after year. There is a model for every kind and size of lawn—from the 20-inch "Simplex" to the 66-inch "Twin Gang"—in wheel or roller types.

Jacobsen Manufacturing Co.  
742 Washington Ave. Racine, Wis.

**Send for Free Catalogue**  
Shown above are two Jacobsen Models—the "4-Acre" with riding sulky and the roller driven "Estate". Note their extreme simplicity of design and sturdy construction. Mail the attached coupon for catalogue which gives complete information of these and other Jacobsen Power Mowers.

## JACOBSEN POWER MOWERS

JACOBSEN MFG. CO.  
Racine, Wis.  
Please send me your new catalogue.  
Name .....  
Address .....  
City ..... State .....

## Burpee's 1933 Garden Book Free



Write today for your free copy of this complete garden guide. It describes all the best flowers and vegetables. 152 varieties NEW this year. Low prices. Hundreds of illustrations. Valuable gardening information. Over a million gardeners rely on Burpee's Garden Book every year.

### Sow Burpee's Guaranteed Seeds

Famous for 58 years as the best that grow. Luther Burbank said: "Your catalog is a gem. I consider Burpee the most reliable seed house in the world, and I believe that would be the verdict of the public at large." Write for your free Garden Book—a postcard will do.  
W. ATLEE BURPEE CO.  
732 Burpee Bldg. Philadelphia



## DAHLIAS POTASH-FED 10 GREAT \$2 DAHLIAS

(Value \$7.35)  
Our greatest value of the year—ten, true to name, Great, Potash Fed Dahlia Roots for \$2.00, if ordered from this ad; less than one-third of their catalog value. Mailed postage prepaid and tagged true to name. Here they are—many of them great prize winners.

Jane Cowl	Gold Imperial
Jersey's Beacon	Clansman
Avalon	Queen—Garden Beautiful
Casper G. Ware	Fordhook Victory
Mrs. Carl Seibach	Sanhican's Queen

OUR 1933 FREE CATALOG profusely illustrated and filled with valuable dahlia information, will be mailed on request.

DAHLIADEL NURSERIES  
W.W. Maytrott, Box A VINELAND, N.J.

## Make YOUR FENCE GARDEN Pay

Enter your Fence Garden in our \$1,000 contest—it may win one of the 42 cash prizes offered for the most attractive Fence Gardens grown this summer. Do you know what a Fence Garden is? Every home owner should have a copy of our booklet "The New Style in Lawns." It tells all about this new idea in home planting—fully illustrated in color, with many helpful suggestions for growing a Fence Garden. Write for a free copy today. We will also send you full details of our Fence Garden Contest. PITTSBURGH STEEL CO., 733 Union Trust Bldg., Pittsburgh, Pa.

## Pittsburgh Fence



# Luxurious NEW-TYPE Olson Rugs



Send **OLD RUGS** and CLOTHING to the **OLSON FACTORY**

**Just Phone...**  
your local Railway Express Agency to call at your door. We do the rest!  
**We Pay Express, Freight or Parcel Post on materials from any state as shown in Catalog. We have no agents.**

**SAVE 1/2 ON RUGS**  
**Free Book TELLS HOW**

By our patented process we merge, sterilize and reclaim the valuable wools in discarded materials of all kinds—bleach out the old colors, re-spin, re-dye and weave IN A WEEK into modern new, seamless, reversible rugs in 44 exquisite Oriental designs, One or Two-toned colors, Ovals, etc. Sizes for every need. Largest makers of rugs dealing direct with the home. Over a million customers. (Our 59th Year.)

**LOW PRICES Never Before Possible**

Women everywhere are discussing these finer type Olson Rugs that can be used on both sides—wear twice as long—are easy to clean—cling close and firm to the floor—and cost only HALF the money you expected to pay. See our Trial Offer.

Money back if you don't say: "The softest, richest rugs I've ever seen for so little money."

**Free Write for this new Book on Rugs and Decorating.**

**Olson Rugs**

In Color

Mail coupon or postal

**OLSON RUG CO.**  
CHICAGO NEW YORK SAN FRANCISCO  
Mail to 2800 N. Crawford Av., A-97, Chicago  
Gentlemen: Mail me your big money-saving Rug Book FREE, and SURPRISE OFFER.

Name .....

Address .....

Town .....

State .....

## Index to Advertisers—April, 1933

### Building Materials

<b>Fireplaces &amp; Accessories</b>	PAGE
Heatilator Co. ....	232
<b>House Building Materials</b>	
Johns-Manville, Inc. ....	229
<b>Paints &amp; Varnishes</b>	
Samuel Cabot, Inc. ....	195
Pratt & Lambert, Inc. ....	238
<b>Portable &amp; Ready-Cut Houses</b>	
The Aladdin Co. ....	243
Lewis Mfg. Co. ....	238
<b>Roofing &amp; Shingles</b>	
Johns-Manville, Inc. ....	229
<b>Windows, Doors &amp; Screens</b>	
Rolscreen Co. ....	241

### Gardening

<b>Seeds, Bulbs &amp; Nursery Stock</b>	
The W. F. Allen Co. ....	254
Gordon Ainsley ....	254
Hugh B. Barclay ....	252
Bountiful Ridge Nurseries ....	252
Brand Peony Farms, Inc. ....	254
W. Atlee Burpee Co. ....	252 & 255
Buskirk's Aquarium ....	256
The Conard-Pyle Co. ....	250
Dahladel Nurseries ....	255
Henry A. Dreer ....	247 & 248
Adolph Fischer Nurseries ....	254
Howard M. Gillet ....	252
Golden Rule Dahlia Farm ....	254
Elmer E. Healey ....	254
Healey's Specialty Seeds ....	256
Peter Henderson & Co. ....	249
Hereford's Gardens ....	254
D. Hill Nursery Co. ....	252
Johnson Water Gardens ....	252
A. M. Leonard & Son ....	254
Loveland Goldfish Farm ....	253
Michell's Seeds ....	249
New Market Perennial Gardens ....	250
New River Rhododendron Nursery ....	252
Rex D. Pearce ....	254
The Pfeiffer Nursery ....	252
Max Schling, Seedsmen, Inc. ....	251
Smiley's Water Gardens ....	254
Adrian Smith ....	256
Thomsen Nursery Co. ....	254
Wm. Tricker, Inc. ....	250
Wake Robin Farm ....	252
Walnut Lawn Farm ....	256
Wayside Gardens ....	247
Western Maine Forest Nursery ....	252 & 256
Westhauser Nurseries ....	256
Wilmaco Gardens ....	256
Zandbergen Bros. ....	254
<b>Garden Furniture &amp; Decorations</b>	
The Waukesha Furniture Co. ....	254
<b>Fences</b>	
Pittsburgh Steel Co. ....	255
The Stewart Iron Works Co., Inc. ....	253
<b>Gardening, Miscellaneous</b>	
American Mushroom Industries, Ltd. ....	254
American Peerless Industries ....	252
Ansul Chemical Co. ....	253
Bauer Greenhouses ....	254
Howard Hammitt ....	256
Peat Import Corp. ....	247
Morris B. Reade, Inc. ....	253
Seymour Smith & Son, Inc. ....	252
Tennessee Corp. ....	253
Tobacco By-Products & Chemical Corp. ....	253
Andrew Wilson, Inc. ....	253

### Gardening (Cont.)

<b>Lawn Mowers</b>	PAGE
American Farm Machine Co. ....	252
Coldwell Lawn Mower Co. ....	248
Ideal Power Lawn Mower Co. ....	248
Jacobsen Mfg. Co. ....	255
Milbradt Mfg. Co. ....	252
The Moto-Mower Co. ....	248
<b>House Furnishings</b>	
<b>Drapery &amp; Upholstery Fabrics</b>	
Columbus Coated Fabrics Corp. ....	237
Martin Mfg. Co. ....	236
<b>Electrical Appliances</b>	
General Electric Co. ....	195
<b>Floor Coverings</b>	
Clinton Carpet Co. ....	239
Olson Rug Co. ....	256
<b>Furniture</b>	
W. F. Whitney Co. ....	233
<b>House Furnishings, Miscellaneous</b>	
Justrite Mfg. Co. ....	256
J. A. Wright & Co., Inc. ....	236
<b>Kitchen &amp; Laundry Equipment</b>	
Bon Ami Co. ....	Second Cover
Clay Equipment Corp. ....	256
The Hubinger Co. ....	245
Kalamazoo Vegetable Parchment Co. ....	238
Old Dutch Cleanser ....	Fourth Cover
<b>Food Products</b>	
H. J. Heinz Co. ....	231
National Biscuit Co. ....	230
<b>Insurance</b>	
John Hancock Mutual Life Insurance Co. ....	241
Phoenix Mutual Life Insurance Co. ....	193
The Prudential Insurance Co. of America ....	235
<b>Miscellaneous</b>	
Colonial Yarn House ....	238
Great Lakes Transit Corp. ....	236
West Unity Woolen Mills ....	236
<b>Poultry, Kennels &amp; Bird Houses</b>	
Jos. H. Dodson, Inc. ....	245
New Jersey Fence Co. ....	256

<b>Publishers, Books, etc.</b>	
The American Home ....	240, 242, 3rd Cover
Andrew C. Borzner ....	243
Flower Grower ....	252
Gardeners' Chronicle ....	254
Frederick H. Gowing ....	256
<b>Schools</b>	
American Landscape School ....	254
<b>Toilet Accessories</b>	
Hygienic Products Co. ....	243
<b>Shops of Today</b>	
Comfitape Laboratory ....	245
New York School of Interior Decoration ....	245

# EVERGREENS

**100 TREES**  
**Delivered Prepaid \$3.98**  
**10 Varieties—**  
**2 to 5 Years . . . .**

Strong, well-rooted, nursery-grown little trees, ranging in height from 6 in. to 24 in., according to variety and age. Same collection sold last spring at \$8.50, now for limited time, only \$3.98.

10 Silver Fir; 10 Virginia Juniper (Red Cedar); 10 European Larch; 10 White Spruce; 10 Blue Spruce; 10 Norway Spruce; 10 Mugho Pine, dwarf; 10 Japanese Red Pine; 10 Austrian Pine; 10 Red Pine. 100 Trees in all.

Send money order or check today for \$3.98. If west of Miss. River, add 25c for extra postage. We will ship by prepaid parcel post.

**WILMACO GARDENS**  
320 Woodridge St. Manchester, Conn.

**BLUE SPRUCE**  
Dwarf Mugho Pine—Norway Spruce—Scotch Pine—White Spruce—Red Pine—6 Inches to 1 Foot Tall

**GUARANTEED TO LIVE**

**60 TREES FOR \$3.00 PREPAID**

10 Each of These Six Varieties All 4 years old once transplanted. Many Other Varieties and Sizes. Ask for Prices!

**WESTERN MAINE FOREST NURSERY**  
Dept. AH 43 Fryeburg, Maine

**At Last! The PERFECT GARDEN LABEL**

Mark with ordinary lead pencil PERMANENTLY LEGIBLE without protection in all weathers, all soils, all seasons. Convenient to use. Ample marking space. Writing horizontal. Attractive and practical shape. Beautiful gray-green color blends with garden. Markings erasable. A decided innovation. Will solve your label problem.

**Boxer and Rock Garden Sizes SEND FOR FREE SAMPLES**

HOWARD HAMMITT, 648 Main Street, Hartford, Conn.

**BERRY PLANT BARGAINS**

100 IMPROVED MASTODON everbearing Strawberries \$3.95; 250, \$7.90; 100 Premier, Bienenroth, Cooper or Washington Strawberries \$7.50; 200, \$15.00; 1000, \$37.50. 25 Latham largest or 25 new Chief, earliest Red Raspberries \$7.50; 100, \$25.00; 200, \$50.00; 25 Cranberry, Raspberries or 25 Eldorado Blackberries \$7.50; 50, \$15.00; 100, \$25.00; 200, \$37.50; on above four varieties add 40% for bearing size plants. Much lower in 1000 lots, 12 Rubus and 50 Anemone \$1.00; 12 2-year Spiraea V. H. \$1.00; 9 2-year Concord Blue and 3 2-year Niagara White Grape plants \$1.00. Color Catalog Free. Remember we are responsible and guarantee 100% satisfaction.

**WESTHAUSER NURSERIES**  
Box 14 Sawyer, Mich.

**Walnut Lawn Farm's PURE KENTUCKY BLUE GRASS**

Lawn seed at special low prices for immediate acceptance. Results will delight you. Cultural directions included and prepaid east of the Miss. River. Write for Catalogue, 2 1/2 Lbs. \$1.00, 5 Lbs. \$1.75, 10 Lbs. \$3.00.

**WALNUT LAWN FARM**  
Route 8A Lexington, Ky.

**GARDEN OF THE FAIRIES**

Let ARISTOCRAT asters and zinnias, the largest, most dazzling and amazingly beautiful ever grown, pave the way. Last season they swept the flower shows. 50c per packet. Yes, expensive but better. Also, the very finest double crested cosmos; mystic scented double stocks; giant delphinium; brilliant lupines (perennial); scintillating At. marigolds; daintiest of larkspur; wondrous sunflowers. 25c. per pkt. Special—A generous packet of each of above, mixed colors, \$1.35. All seeds guaranteed. Credit for 60 days. Mention American Home.

Healey's Specialty Seeds, Puyallup, Wash.

**WATER LILIES**  
**ROCK GARDEN PLANTS**  
**FANCY and TROPICAL FISHES**

We will tell you how to beautify your yard inexpensively. Charming effects at little cost. Write today for our free illustrated catalog.

**BUSKIRK'S AQUARIUM**  
Box 340 Independence, Ohio

**EXHIBITION DAHLIAS 12 FOR \$3.00**

Kathleen Norris Marmion  
Jane Cowl Treasure Island  
King Midas City of Trenton  
and six other beauties. Above worth \$10.00 at regular prices but on account of the depression I have cut my prices in order to move my large stock. This collection will give you a garden full of beautiful flowers both as to size and different colors and the latest varieties grown. Order at once as my supply is limited.

Adrian Smith, 1504 Howard Ave., Utica, N.Y.

**3 FOR \$2.75** Regular Price \$3.70

Rustic Cedar Not Imitation Board

Robin Feeder Wren or Blue Bird (specify which)

**SEND NO MONEY** Let us send you parcel post prepaid 3 Rustic Cedar Bird Houses as illustrated. Designed by leading naturalists to attract song birds. Pay Postman \$2.75 plus small m. o. fee on delivery. Money-back guarantee. Complete catalog Famous Lincraft Garden Furniture, Inc., New Jersey Fence Co., 202 Logan Ave., Burlington, N. J.

**260 Home Plans \$3.00 Postpaid**

600 photos and floor plans of intensely interesting American and English colonial homes, cottages and bungalows costing from \$1,000 to \$30,000. Size of rooms and building, approximate cost to build and cost for plans and specifications. New book of 60 designs of medium cost American and English colonials and other attractive homes \$1.00; both books \$3.50. You cannot afford to build or remodel until you have seen these books.

**FREDERICK H. GOWING, Architect**  
101-A Tremont Street Boston, Mass.

**KEEP LAMP & RADIO WIRES OFF FLOOR**

**NEW EASY WAY**  
A neat job instantly. No damage to woodwork. No tools needed. Set of eight colored clips to match your cords. 10c.

**JUSTRITE PUSH-CLIP**  
Fits Back of Moulding

If your 10c store or hardware dealer cannot supply you, mail stamps to us. **JUSTRITE MFG. CO., 2072 Southport Ave., Chicago, Ill.**

Home Maintenance—indoors and out—completely covered in every issue of **THE AMERICAN HOME**

**SUNSHINE CLOTHES DRIER**

CLAY EQUIPMENT CORPORATION Cedar Falls Iowa

STAND IN ONE PLACE TO HANG ENTIRE WASH

Gently turns in the breeze drying wash evenly and spotlessly clean. Folds like an umbrella to store away. 125 ft. finest line. Turns in only 15 ft. of space. Does away with unsightly clothes poles. Illustrated folder A-388 FREE.

# More Than 25,000 Sold to American Home Readers

These booklets were prepared as a special service for our readers and have proven to be tremendously popular.

## How Many Do You Want?

Any One

10c

Postpaid

### THE AMERICAN HOME HOSTESS BOOK

Emily Post and others on correct etiquette of home entertaining, silver etiquette, etc.

### HOW TO MAKE SLIP COVERS & DRAPERIES

Famous interior decorators describe in detail how to make professional-looking covers and draperies. Profusely illustrated.

### WHAT YOU OUGHT TO KNOW ABOUT HOUSE PLANTS

A valuable handbook of what to grow and how to grow house plants under difficult conditions.

### SUMMER CAMP AND LOG CABIN PLANS

Comfortable, inexpensively built summer camps and log cabin plans, specifications, costs, etc.

### 14 SMALL GARAGE PLANS

Specially designed one- and two-car garages of every type, material, style, etc.

## Or These, at the Prices Quoted

### 15 PLANTING PLANS FOR SMALL GARDENS

.....20c

Complete planting plans drawn to scale, with actual results and other valuable information. Beautifully illustrated.

### WHAT YOU OUGHT TO KNOW ABOUT ROSES

.....20c

J. Horace MacFarland; J. H. Nicolas; Romaine B. Ware; C. E. F. Gersdorff and other famous Rose specialists.

### MAKING LILY POOLS AND ROCK GARDENS

.....20c

Complete, detailed construction information with appropriate plantings for small pools and realistic rock gardens.

### PERIOD FURNITURE COURSE

.....35c

Covers every important furniture period, with a story of their famous designers. Illustrated with drawings of rare museum originals, photographs of modern reproductions. 28 pages, all illustrated.

### 135 AMERICAN HOME RECIPES AND MENUS

.....25c

Recipes by Alice Foote McDougall; Louise Gibbons Gurnee; Emily Post and others. 44 pages, profusely illustrated.

### 58 HOUSE PLANS

.....60c

Houses of every type, style, and size designed by famous architects, costing \$10,000 and over to build. Complete floor plans, costs, etc. 72 pages.

### 85 SMART INTERIORS

.....35c

Smart, simple interiors by famous decorators. 48 pages, beautifully illustrated with color schemes, descriptions, etc. An invaluable handbook, with original, practical ideas for every room in the house. Profusely illustrated.

### 28 HOUSE PLANS

.....40c

Houses costing under \$10,000 to build, with complete floor plans, costs, etc. Designed by some of America's best-known architects. 36 pages.

SEND YOUR ORDER, WITH REMITTANCE, TO

# The American Home

GARDEN CITY, N. Y.



# OLD DUTCH CLEANSER

*costs less to use because it goes further  
and is all you need for all your cleaning*

Old Dutch Cleanser affords every housewife a *double saving*. **First:** It goes further and costs less to use. Why? Because its particles are flaky and flat-shaped, they cover more surface and consequently, do more actual cleaning. **Second:** Old Dutch is so adaptable, does its many cleaning tasks so perfectly, that you do not need a variety of powders and cleaners. In fact, it's the only cleanser you need in your home. Just think what an additional saving that is!

There is nothing else like Old Dutch Cleanser. It is safe for all cleaning because it's free from

harsh, scratchy grit, crude abrasives, caustic or acid. And, too, Old Dutch is always kind to the hands, and that's another reason why millions of housewives use it.

Old Dutch is the one perfect cleanser for every cleaning task from mirrors, utensils and wood or linoleum floors to porcelain, enamel, tile and metal or painted surfaces — it cleans quicker and is the only cleanser you need in your home.

Buy Old Dutch Cleanser today and economize on your cleaning cost.

*Doesn't  
Scratch*

**This is the Old Dutch Rubber Cleaning Sponge.** Convenient and practical. A little Old Dutch and this sponge do a quick, thorough cleaning job. An attractive bathroom accessory. Send for it today. Mail 10c and the windmill panel from an Old Dutch Cleanser label for each sponge.



OLD DUTCH CLEANSER  
Dept. D664, 221 N. LaSalle St., Chicago, Ill.

Name \_\_\_\_\_  
Address \_\_\_\_\_  
City \_\_\_\_\_ State \_\_\_\_\_

*The Largest Selling Cleanser  
in the World*



© 1932, The C. P. Co.