

The American Home

OCTOBER 1934

Doubleday, Doran & Co., Inc.


10¢



RALPH FREUDER

FALL DECORATING
FALL GARDENING

Some Favorite Recipes
by VICKI BATH



The American Home Hostess Book

Emily Post and others on the correct etiquette of home entertaining

how many do you want?

10¢ each.

- The American Home Hostess Book
- How to Make Slip Covers and Draperies
- What You Ought to Know About House Plants
- 10 Summer Camp and Log Cabin Plans
- Fourteen Small Garage Plans

PERIOD FURNITURE COURSE 35c
Covers every important furniture period, with a story of their famous designers. Illustrated with drawings of rare museum originals, photographs of modern reproductions. 28 pages, all illustrated.

15 PLANTING PLANS FOR SMALL GARDENS 20c

WHAT YOU OUGHT TO KNOW ABOUT ROSES 20c

58 HOUSE PLANS 60c
Houses of every type, style, and size designed by famous architects, costing \$10,000 and over to build. Complete floor plans, costs, etc. 72 pages.

45 SMART INTERIORS 35c
Smart, simple interiors by famous decorators. 48 pages, beautifully illustrated with color schemes, descriptions, etc. An invaluable handbook, with original, practical ideas for every room in the house. Profusely illustrated.

MAKING LILY POOLS AND ROCK GARDENS 20c

135 AMERICAN HOME RECIPES AND MENUS 25c
Recipes by Alice Foote McDougall; Louise Gibbons Gurnee; Emily Post and others. 44 pages, profusely illustrated.

28 HOUSE PLANS 40c
Houses costing under \$10,000 to build, with complete floor plans, costs, etc. Designed by some of America's best-known architects. 36 pages.

This new service to American Home readers brings you these valuable booklets, bound in permanent form, at practically cost price. Full size illustrations, complete text. Send your order, with remittance, to The American Home, Garden City, N. Y.

OCTOBER 1932

The American Home

Doubleday, Doran & Co., Inc.

10¢



RALPH FREUDER

FALL DECORATING
FALL GARDENING

Some Favorite Recipes
by VICKI BAUM



how many do you want?

10¢ each

- The American Home Hostess Book
- How to Make Slip Covers and Draperies
- What You Ought to Know About House Plants
- 10 Summer Camp and Log Cabin Plans
- Fourteen Small Garage Plans

PERIOD FURNITURE COURSE 35c
 Covers every important furniture period, with a story of their famous designers. Illustrated with drawings of rare museum originals, photographs of modern reproductions. 28 pages, all illustrated.

15 PLANTING PLANS FOR SMALL GARDENS 20c

WHAT YOU OUGHT TO KNOW ABOUT ROSES 20c

58 HOUSE PLANS 60c
 Houses of every type, style, and size designed by famous architects, costing \$10,000 and over to build. Complete floor plans, costs, etc. 72 pages.


45 SMART INTERIORS 35c
 Smart, simple interiors by famous decorators. 48 pages, beautifully illustrated with color schemes, descriptions, etc. An invaluable handbook, with original, practical ideas for every room in the house. Profusely illustrated.

MAKING LILY POOLS AND ROCK GARDENS 20c

135 AMERICAN HOME RECIPES AND MENUS 25c
 Recipes by Alice Foote McDougall; Louise Gibbons Gurnee; Emily Post and others. 44 pages, profusely illustrated.

28 HOUSE PLANS 40c
 Houses costing under \$10,000 to build, with complete floor plans, costs, etc. Designed by some of America's best-known architects. 36 pages.

This new service to American Home readers brings you these valuable booklets, bound in permanent form, at practically cost price. Full size illustrations, complete text. Send your order, with remittance, to The American Home, Garden City, N. Y.



**Why owners of the
BRITANNICA say:
"It's the best**

investment I've ever made!"

BBRITANNICA owners tell us that the Britannica is the best investment they ever made. Using the Britannica daily, they are convinced that this is so.

Not only in entertainment and in practical usefulness, but often in actual "dollars and cents" value, the Britannica pays for itself over and over again.

Every time the Britannica is consulted, it offers authoritative information—and unless you are informed, these days, you are handicapped.

Do your children ask questions, too?

A mother says she realizes her helplessness and inadequacy as a parent most of all when her child asks her questions about school work. "I ought to be able to help but I can't," the mother says. "There is no reference library near our home—and besides, very often, it isn't possible to rush off to the library whenever a question needs to be answered.

"I am buying the Britannica because it seems the only way to meet what is to me a difficult and embarrassing situation."

The Britannica, for this woman and her child, has been an investment of no uncertain advantage.

It will help you in many unexpected ways

Other owners tell similar stories: How a camping party was equipped under the advice of the Britannica; how a lawyer won his case because of certain data quickly found in the Britannica; how inexperienced settlers in the Carolinian hills made themselves comfortable by first consulting the Britannica.

In these and thousands of other instances people write us that the Britannica is the best investment they ever made.

The range of the Britannica's usefulness to men, women and children is limitless. No subject under the sun is neglected by the 3,500 authorities who contributed.

How to use your credit profitably—\$5 down and \$5 a month

If it is not convenient for you to pay cash in full for the books, why not use your credit and take advantage of the installment

plan of buying? There is never a better time to buy the Britannica than now.

Considering its size and authority and the beauty of its text and illustration, the Britannica is the least expensive encyclopaedia you can buy. How long, however, conditions will permit us to maintain this low price is a difficult question. No one knows.

Consequently we advise you to buy immediately—under the easy payment plan if you wish—which allows you a legitimate use of your credit. As little as \$5 down brings the set to you, and \$5 a month over a short period enables you to have the immediate use of this highly useful set of books.

Send the coupon today. A booklet by return mail gives you complete details of the Britannica, the easy thrift plan and the low prices.

Richard M. Baker, Kent, Conn.

"It is the best investment in books I ever made. A public library in the home, and a lifetime of reading with pleasure and achievement combined."

Frank Oberst, Forestdale, N.Y.

"I believe this to be the most profitable investment any home could make."

Mrs. Franklin D. Roosevelt

"One of the first things we must have for ourselves as well as our children is some kind of general reference library, and I find that the Britannica fills this need admirably."

Send for FREE BOOKLET

Learn more about the new Britannica today. Fill out the coupon and drop it in the mail. We will send you by return mail a large booklet free, rich in color plates, maps and sample pages, and containing a full description of the 24 volumes of the Britannica, its 3,500 contributors, the 15,000 illustrations, many in color, and its 500 maps. You will learn about the low prices. Mail the coupon now. No obligation.

MAIL THIS COUPON TODAY



ENCYCLOPAEDIA BRITANNICA, INC.
342 Madison Ave., New York City

2-A.H.-D-1

Please send me, by return mail, without obligation, your new illustrated booklet with color plates and maps from the latest Britannica, together with low price offer representing a saving of many dollars.

Name.....

Address.....

City.....State.....

SEND FOR FREE NEW BOOKLET TODAY

Water Pipe Failures... so easy to *avoid!*

EVERY now and then many of us are confronted with water pipe troubles—generally due to rust. A reduced flow of rust-colored water is bad enough . . . completely clogged or leaking pipes are even worse. For much of the piping in homes today is concealed behind walls and under floors, where it is difficult and costly to repair or replace.

It is easy to avoid the annoyance and expense that rust causes. Have your plumbing contractor install Anaconda Brass Pipe . . . it *cannot* rust. While it costs a little more than rustable pipe (about \$60 in the average eight-room house) it is far cheaper in the end.

Anaconda Brass Pipe is a product of the largest and most experienced manufacturers of Copper, Brass and Bronze. For your protection "Anaconda" is stamped in the metal every foot. Leading plumbing contractors in every locality specialize in the installation of this quality pipe.



Other building uses where Anaconda metals save upkeep costs are described in the booklet "Copper, Brass and

Bronze in the Home." Address The American Brass Company, General Offices, Waterbury, Connecticut.

ANACONDA BRASS PIPE

Can't Rust  *Saves Money*

ON THE HEARTH OF THE AMERICAN HOME

In Our Mail Bag

AN EDITOR'S correspondence is at times almost overwhelming. Readers write to him from the four quarters of the globe about every conceivable subject.

But no matter how large the volume of letters may be, it is always welcome. For through this correspondence the editor feels the pulse of his readers. From it he can judge the readers' interests and reactions.

The other day the mail brought us a letter from a subscriber asking for some information and in closing the writer stated that he was "merely a wage earner." The phrase caught our eye. We pondered over it. Why "merely a wage earner?" The phrase was apologetic as though being a wage earner were a stigma. Should a wage earner need an apology? We grew indignant. Not to our way of thinking. On the contrary no greater compliment could be paid anyone. Certainly all of us who edit this magazine are wage earners. What's more, we're proud of it. And if we don't miss our bet most of our readers are wage earners: For this magazine is published for wage earners—that fine class of people anxious to obtain for themselves and their families the finer things of life. The President of the United States himself is a wage earner. And could he or anyone else have a finer title than this same "wage earner?" No, we don't envy those mortals born with a golden spoon in their mouth who miss the joy of honest endeavor.

Bob and Little Bob

THERE were lots of letters last month about the first cover in Adolph Treidler's new series. You'd be surprised, in fact, how many of our readers saw in that American Home family which appeared on the August-September cover relatives who were near and dear to them. We received many interesting suggestions for names for this family which we promised last month to adopt.

You can almost tell where the letters came from without looking at the postmarks. There were, of course, Carters from Virginia, Adamses from New England, Smiths from everywhere, but particularly from New York, and there was one ingenious suggestion of Amerhom, an abbreviation of American Home, from the Middle West.

There was, however, a majority in favor of Jackson—and deferring once more to the majority, we accept Jackson for our family's name. Bob is father's name; Little Bob, or "Junior" his son's. There were many votes for Virginia for mother's and we think Virginia Jackson particularly pleasing.

How about the wire-haired on the cover of this month's issue? He hasn't got a name yet—nor has little daughter who graces our next month's cover. But you've got to wait until you see her before we have a christening. But tell us now about the pup.

REGINALD T. TOWNSEND, *Editor*
HENRY HUMPHREY, *Managing Editor*
LEONARD BARRON, *Horticultural Editor*
ELIZABETH H. RUSSELL, *Associate Editor*
LURELLE GUILD, *Contributing Editor*

Contents for October, 1932

	VOLUME VIII	NUMBER 5	PAGE
Cover Design by Adolph Treidler			
A Dramatic California Setting . . .			224
Health and Beauty . . . <i>Betty Stuart</i>			225
The ABC of Book Care <i>Joseph J. Millard</i>			227
The Cellar Becomes a Garden <i>H. Vandervoort Walsh</i>			228
Looking to the Roses <i>Leonard Barron</i>			229
New Chintzes Make a New House. . .			250
And the New Wallpapers Fit Every Plan			251
Balancing the Budget <i>Clement C. Freund</i>			252
Setting Your Own Stage <i>Tyler S. Rogers</i>			253
Some Family Favorites <i>Vicki Baum</i>			255
What May We Expect of Modernism? <i>Robert W. McLaughlin, Jr.</i>			256
Will This Be the Interior Decoration of the Future? <i>Robert W. McLaughlin, Jr.</i>			259
Flowering Shrubs . . . <i>A. S. Colby</i>			240
June Weather Always <i>Harkey Reiter</i>			241
Goodies from the Cookie Jar <i>Elsie F. Radder</i>			243
A Real Home for \$5,000 <i>Paul B. Smithson</i>			244
Design Your Own Floors <i>Winnifred Fales</i>			245
An English Bedroom <i>Lurette Guild</i>			247
Try Soap and Water <i>Marion M. Mayer</i>			249
Gay, Little Lights for Autumn Parties . . . <i>Katharine Laing</i>			250
Devices for American Homes			254
Hearthstone Booklets			255
Shop Windows of To-day <i>Diana North</i>			258
Bulbs to Greet the Spring <i>Romaine B. Ware</i>			260
Garden Reminders			262

The Contest Corner

WE DON'T mean we have a corner on contests because every one seems to be succumbing to the contest craze this year—even our advertising department has taken a page to tell you about an important announcement in this issue of the magazine.

But right now we want to tell you that votes in our architectural contest are piling high and are revealing two very definite preferences. We'd like to tell you which homes are favored but, as we announce on page 248, we can't close the balloting yet because of the closeness of the vote and it would hardly be fair to give any advance information. Votes have been received from several foreign countries from far away readers who still cherish dreams of their ideal American home. If you haven't expressed a preference yet you must do it before October 1st. A postcard will suffice if, as in the case of many other readers, you do not wish to mutilate your magazines by cutting out the ballots.

And the photographic contest for children which was announced on page 144 of our June-July issue, is also closing October 1st. We think we already know which picture will win first prize but some more lovely ones may come in between now and closing time.

Mountains and Machines

WE HAD forgotten that there were mountains, coming up into that lofty land from the fog-hung sea level. And then of a sudden, there they were, looking down upon us, quietly aloof from all the roadside chattering. At the sight of them there was a thrill as though companions from the past were unexpectedly encountered. Upon the skyline they stood firm against the pressure of little things, things that seemed so momentous back there in the clamoring cities. The rise and fall of governments, the ways of markets, the whole machine organization of men's affairs, broke to pieces upon those barriers.

In like manner the dweller in cities very often forgets the all-important part in the American scheme of things played by the home and its makers. The noise of the riveting machine drowns out the tap of the carpenter's hammer, and it is only when one comes onto a home, firm-rooted, four-square, that one remembers that the goal of all our business, the end product of a machine age, is altogether void of meaning unless our civilization is a civilization of homes.

Of the making of magazines dealing with passing events, gathering up the bright threads of opinion and controversy, there seems to be no end. It is the function of THE AMERICAN HOME, however, to deal with the fundamental things which, in the long run, loom mountainous above the plains. Whatever goes to make a home more livable goes into the pages of *The Editor* this magazine.

DOUBLEDAY, DORAN & COMPANY, INC., GARDEN CITY, NEW YORK; PUBLISHERS OF COUNTRY LIFE, THE AMERICAN HOME, SHORT STORIES, LE PETIT JOURNAL, EL SCO, WEST, MYSTERY NOVELS MAGAZINE, STAR NOVELS MAGAZINE, THREE LOVE NOVELS.
BOOK SHOPS (BOOKS OF ALL PUBLISHERS): NEW YORK: LORD & TAYLOR; PENNSYLVANIA TERMINAL; I WALL ST.; GRAND CENTRAL TERMINAL; 50 E. 42ND ST.; 55 E. 44TH ST.; 105 E. 57TH ST.; 370, 420, 526, AND 819 LEXINGTON AVE.; 31 NASSAU ST.; PHILADELPHIA: BROAD STREET STATION

BUILDING; CHICAGO: MANDEL BROTHERS; ST. LOUIS: 310 NORTH 8TH STREET, AND 4914 MARYLAND AVENUE; SPRINGFIELD, MASS.: MEEKINS, PACKARD & WHEAT; SYRACUSE, N. Y.: DEY BROTHERS & CO.
OFFICES: GARDEN CITY, NEW YORK; NEW YORK: 244 MADISON AVENUE; BOSTON: PARK SQUARE BUILDING; CHICAGO: PEOPLES GAS BUILDING; CALIFORNIA: SANTA BARBARA; LONDON: W.M. HEINENANN, LTD.; TORONTO: DOUBLEDAY, DORAN & GUNDEY, LTD.
-OFFICERS: F. N. DOUBLEDAY, CHAIRMAN OF THE BOARD;

NELSON DOUBLEDAY, PRESIDENT; RUSSELL DOUBLEDAY, VICE-PRESIDENT; JOHN J. HESSIAN, TREASURER; LILLIAN A. COMSTOCK, SECRETARY; L. J. MCNAUGHTON, ASSISTANT TREASURER.
COPYRIGHT, 1932, BY DOUBLEDAY, DORAN & COMPANY, INC. ALL RIGHTS RESERVED. TITLE REGISTERED IN U. S. PATENT OFFICE. SUBSCRIPTION \$1.00 A YEAR; FOR CANADA, \$1.50; FOREIGN, \$2.00. ENTERED AS SECOND CLASS MATTER AT GARDEN CITY, NEW YORK, UNDER THE ACT OF CONGRESS, MARCH 3, 1879.



"Isn't Ruth's home lovely..."
 "Yes, but why does she tolerate that bathroom!"

IS your bathroom the "blind-spot" of your otherwise lovely home? You may not be aware of it yourself, but be sure of one thing — your guests are!

T/N will make your whole bathroom seem up-to-date. Especially quiet flushing. Modern, streamline design. No bulky wall-tank. Non-overflowing. Choose from many harmonizing colors. Completely installed, T/N's cost is surprisingly low. For full details—clip the coupon.



T/N
ONE-PIECE WATER CLOSET

W. A. CASE & SON MFG. CO. *Founded 1853*
 Dept. 2210, 33 Main Street, Buffalo, N. Y.
 Please send me free descriptive literature on the T/N one-piece Water Closet. I am interested in
 REMODELING NEW HOME.

Name _____
 Address _____
 Plumber's Name _____



A house at "Homeland", Baltimore, Md. Philip S. Morgan, Builder; Stonework and Shingles finished with Cabot's Old Virginia White Blinds finished with Cabot's Green Gloss Collopakes. White trim and shutters painted with Cabot's White Gloss Collopakes...

Give Your Home this Finishing Touch of Beauty

WHETHER your house is Brick or Stone, Stucco or Shingles, Cabot's Collopakes (new scientific colors for every paint use) will give it the finishing touch of beauty. Cabot's Old Virginia White gives all the coolness and texture of fresh whitewash yet it is waterproof and long lived; Cabot's Gloss Collopakes have a lasting high gloss that stands up outdoors under severe weather conditions and *do not fade*, even in the greens. Cabot's Interior Flat Collopakes are washable flat colors for interior use. All Collopakes, because of the patented way they are made, go further, go on smoother and last longer.

Send the Coupon below for more information

Cabot's Collopakes

For all Paint Uses

Made by the makers of Cabot's Creosote Shingle and Wood Stains

Samuel Cabot
 Inc.
 Manufacturing Chemists

141 Milk Street
 BOSTON, MASSACHUSETTS

Please send me full description of Cabot's Collopakes. I am interested in
 Outside painting Inside painting (check which)

Name _____
 Address _____

Here is an end to toiling with toilets

ONCE women scrubbed and scoured to achieve toilet sanitation. But no more. There is an easier way that keeps closet bowls pure and odorless. Sani-Flush is simple to use and accomplishes cleanliness that was once impossible.

Just sprinkle a bit of this anti-septic, cleansing powder in the bowl (directions on the can). Flush the toilet; and the job is done. The porcelain is spick-and-span and sparkling. The unseen trap that is impossible to clean with a brush is purified and safe. And Sani-Flush can't harm the plumbing.

At grocery, drug and hardware stores, 25c. (Another use for Sani-Flush — cleaning automobile radiators. See directions on can.)

SANI-FLUSH cleans closet bowls without scouring



Hotter than Coal and no dirt

Do away forever with the drudgery of wood or coal. The most simple and economical invention on the market is now giving perfect satisfaction to enthusiastic users everywhere. This new invention is a new type oil burner that takes the place of wood or coal and automatically and silently changes cheap oil into one of the quickest and hottest fires known.

Burns 96% Air-4% Cheap Oil
 The International Oil Burner fits in the fire box of any range, stove or furnace. Installed in a few minutes. No noisy motor or complicated parts. 10 year guarantee.


Costs Only a Few Dollars
 Heats just as well as a \$400 or \$500 oil burner without electricity or gas. Simply turn one valve and you have all the heat you want. Cleaner and better for heating and cooking. Approved by National Underwriters' Laboratories and engineers. Over 150,000 in use.

30 DAYS TRIAL OFFER
 Try this wonderful burner right in your own home at our risk. Act quickly and get our special low introductory price. Sold under absolute money-back guarantee. Write at once for FREE booklet on home heating and FREE burner offer.

Agents - Dealers - Distributors
 Our FREE burner offer starts you in business. Big money to be made. Demand is enormous. We also want spare or full time workers immediately. If \$500 a month and more interests you, write or wire for our protected territory offer.

INTERNATIONAL OIL HEATING CO.
 3800-10 Park Ave., St. Louis, Mo., Dept. 568-0
 Send your free booklet and free details on home heating for stove furnace . Also free burner offer.
 Name _____
 Address _____
 Check if interested in making money as an international representative with protected territory.

How a Man of 40 can Retire in 15 Years



IT makes no difference if your carefully laid plans for saving have been upset by the depression. It makes no difference if you are worth half as much today as you were in 1929.

Now, by merely following a simple, definite Retirement Income Plan, you can arrange to quit work forever fifteen

years from today with a monthly income guaranteed to you for life. Not only that, but if something should happen to you before that time, we would pay your wife a monthly income for life. Or, if you should be disabled, and were unable to continue your payments, we would make them for you, and pay you a disability income besides!

\$250 a Month beginning at age 55

Suppose you decide to retire on \$250 a month beginning at age 55. Here is what you get:

1. A check for \$250 when you reach 55 and a check for \$250 every month thereafter as long as you live.
2. A life income for your wife if you die before age 55.
3. A monthly disability income for yourself if before retirement age serious illness or accident stops your earning power for good.

It sounds too good to be true. But it isn't. There are no "catches" in it, for the plan is guaranteed by an 80-year-old company with \$600,000,000 insurance in force. If you are in good

physical trim, and are willing to lay aside a modest portion of your income every month, you can have freedom from money worries and you can have all the joys of recreation or travel when the time comes at which every man wants them most.

The Plan is not limited to men of 40. You may be older or younger. The income is not limited to \$250 a month. It can be more or less. And you can retire at any of the following ages you wish: 55, 60, 65, or 70.

How much does it cost? When we know your exact age, we shall be glad to tell you. In the long run, the Plan will probably cost nothing, because, in most cases, every cent and

more comes back to you at retirement age.

Write your date of birth in the coupon below and mail it today. You will receive, without cost or obligation, a copy of the interesting illustrated booklet shown above. It tells all about the new Phoenix Mutual Retirement Income Plan. Send for your copy of the booklet now. The coupon is for your convenience.

PHOENIX MUTUAL LIFE INSURANCE CO.
708 Elm St., Hartford, Conn.

*Send me by mail, without obligation, your new book,
"THE PHOENIX MUTUAL RETIREMENT
INCOME PLAN."*

Name _____

Date of Birth _____

Business Address _____

Home Address _____



**PHOENIX MUTUAL
LIFE INSURANCE COMPANY**

Home Office: Hartford, Conn.

Established in 1851

Copyright 1932,
P. M. L. I. Co.

Miles Berné, photographer



Residence of Mr. E. N. Wood, La Canada, California

Clifford Truesdell, Jr., architect

A Dramatic California Setting

*Where there's a will
there's a way to*

HEALTH AND BEAUTY

in housework

by BETTY STUART

ONCE upon a time I took a course of exercises from a man who specialized in keeping women fit. Said that man to me, after we'd become a bit chummy, "Rich women are foolish. If they'd do their own housework, they wouldn't have to waste their husbands' money on reconditioning and reducing. There's more exercise in washing windows and scrubbing floors than in all the stuff I give them."

Because I'm Irish and argumentative, I shot out a question before I stopped to think, "Then why hasn't your office scrub woman a beautiful figure?"

"Because there's a right way and a wrong way to do all exercises. You can dawdle through the ones you get here. You can slump. You can go to the other extreme and fly at them till you're so tense you're merely exhausted afterward. You can take them at the wrong time, just after meals or when you're too tired to get the benefit. You can do them in a close, hot, airless room. You can forget all I tell you about breathing. And—I believe this is much more important than most people seem to think—you can put yourself through them physically but not mentally. Doing a thing and hating it doesn't tone up your whole being the way doing it and loving it does. That's the reason I give you music while you work."

Well, time passed and so did I—passed into a house in the country

instead of my little apartment in town. A lot of money passed, too, just as it has from most of us in the last three years. To-day I find myself doing all my own work, except laundry, and having the time of my life!

So, having sat at the feet of authority and gone in for personal research later, I'm ready to pass on a few thoughts about houseworking your



way to vitality, poise, and as great a proportion of good looks as is possible, taking nature's ground plan into account.

To begin with—what are the correct postures for standing, walking, and sitting, all of which are included in the very first instructions of any course?

Most of us who are no longer in the twenties have a bumpy silhouette viewed sidewise in the mirror. Some of us have double chins that would disappear if our heads were held correctly.

If the back-curve inward is really bad, mere vertical practice may not correct it. Lie down on the bathroom floor before you begin the day, parallel with the baseboard, not quite flat on your back but tilted slightly up toward and supported by the wall. Now swing the feet round till the

buttocks touch the baseboard, feet extended above, reaching up along the wall, knees bent and soles on the wall. Then climb up the wall on those feet, one after the other, till the weight of your body comes on your shoulders. Next, feet together, slide down—slowly, slowly, till your backbone rests flat on the floor. Do this ten times, if you can.

Then, in the middle of the bathroom, lie down again on your back. Raise the coccyx (the very end of the spine) and sink the stomach, keeping the shoulders back and tight to the floor, the neck stretched and as flat as possible, the chin in. Relax and repeat. Do this ten times.

Now stand. Instead of the old rule, "Pull the abdomen in," try doing just what you did when you were horizontal—move the coccyx forward and your abdomen comes in of itself. Don't forget the shoulders, back and down. Or the neck, stretched out tall. Or the chin, in. This is the correct standing position, and also the one for walking.

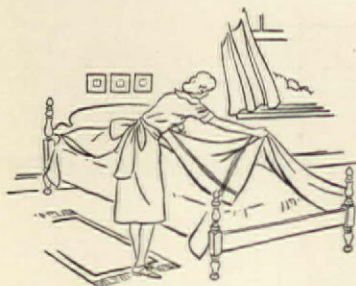
To begin with, you won't be able to hold the posture automatically. You'll forget it, but by and by it will grow to be natural.

Sitting isn't a matter of sitting down, but sitting up, the body from the waist northward in the same position as when you stand, placed as far back in the chair as you can, so that the spine gets maximum support without having to carry the weight of you lying on the end of it. When



you rise, don't use your arms, or bend away forward. Put one foot in advance of the other and let the leg muscles do the work. The same points are to be observed in walking upstairs: walk upright, spring from your toes, bend your ankles and you'll find that your legs will assume a much more youthful silhouette.

So much for what you'd have to do in moving about a house even if you had ten servants. If you can keep these rules while going through the



exercises that belong to housework itself, you'll get double benefit.

It all comes easier if you dress the part, and the first essential is shoes. Nobody goes to "gym" in high heels. Don't wear out an old pair of run-over afternoon shoes. Have shoes that are preferably flat-heeled, but certainly straight-heeled, big enough to be comfortable but not so big as to be sloppy. Don't wear a corset, even if you always do when you're dressed. Don't wear anything tight. Choose an outfit in which you feel *light*—a short, crisp, washable house dress in a color that gives you a lift, pyjamas if you like them (I don't, because I get them dirty at the bottoms), even shirt-and-shorts, if you're young and slim enough and have a smock handy to slip on if the bell rings. The main thing is to get into a costume that suggests fun to you, not work. And don't forget a mirror in the kitchen, if you haven't a downstairs lavatory. Install an emergency shelf below it that has nothing to do with cooking—powder, lipstick if you use it, hand lotion, a file for nails broken in battle, one of those invaluable little pencils to whiten under the tips. All these are morale-lifters that mean as much as clean floors and dusted furniture.

Now then, let's wash the dishes.

First, we'll see that the sink height is so adjusted that you can keep your easy, upright position without too much bending at the shoulders, for that's where most kitchen backaches start. If your plumber hasn't




Sketches by Kozma

cut to fit his customer, put a block of wood under the dishpan or build a long, low, solid platform made for you to stand on—some like one and some the other. If your porcelain sink shelf turns out to be a dish chipper, get a white rubber bathmat from a Ten Cent Store, which also cuts the noise and saves the nerves. Then, check for an open window, top, bottom, or both. If you have a radio, turn it on. Breathe deeply, slowly, and regularly. Get a rhythm into your work. Use your fingers as though they were supple as silk—*aesthetic dancers take whole courses in how to move the hands, the arms, the elbows, but you can practise grace without lowering either your speed or your bank balance.*

If your kitchen is big, you probably use a mop to clean the floor—of which more later. If it's relatively small, you may do it on your hands and knees, like I do. But don't imitate the poor scrub women by bending into a disconsolate bow, any more than you'd follow them in using dirty water. Keep your back as straight as you can while your reach and stretch in all directions. Don't push hard on your brush or cloth, for this flattens your chest. The outward motion should be easy, but the backward one should have a good strong swing to it. If this is the day for cleaning out the refrigerator or doing the woodwork, you'll get a lot of those valuable stretching-and-squatting exercises that are always part of any beauty course. Keep your torso upright, don't help yourself with your hands but let the leg muscles work.

If you're tired after the kitchen is done, go upstairs to your bedroom and lie flat on your back on the floor. Do the raise-the-coccyx, sink-the-tummy exercise for a moment or two. Then lie still, knees bent, feet flat on the floor. This is marvellously restful. If you're young enough, end up with swinging over and kicking the floor behind your head a few times.

Then suppose we make the beds. We'll take for granted you don't need to check for fresh air here, because you attended to that when you turned the beds down. Don't forget to breathe deeply and rhythmically. If you can't hear the radio, do it by count—breathe in, one, two, three, four—breathe out, one, two, three, four. Remember posture. Don't let this hinder you in reaching, stretching, bending, stooping, smoothing out the sheets, and fluffing up the pillows;



you can do it all just as well without letting your inner control decline into a sag.

When you've straightened the room and done whatever cleaning is necessary, take a moment off to admire it. Waste time? No, *ma'am!* Reward of past effort and investment for the future, just like the rest-for-the-body exercise to which this rest-for-the-mind is akin. The woman who has a child but doesn't take care of him herself and the woman who has a house at which she never works both lose something very valuable—a sense of intimacy, appreciation, and love that comes from touch.

Awhile ago we said something about mopping. If you don't use a wet one—having, like me, a sort of prejudice against them—you undoubtedly use a vacuum cleaner, a carpet sweeper, a floor waxer, a dustless mop, or all four by turns. The exercise value of each is the same. When you first begin thinking of posture in regard to all housework, you may feel a bit stiff and slow, but later on, as you get limberer and gayer about

it, you'll find you're flying along without thought, holding yourself easily and gracefully as you use your great little inventions, forward and back with the arms, emphasis on the back pull rather than on the forward push, because that's what expands the chest and gives you good shoulders.

When you're through, stand straight and grow tall. Look up at the ceiling, turn your arms outward and take full, deep breaths. Isn't it a grand world? To lift a heavy cleaner or waxer for putting away, bend at the knees and keep your back straight and abdominal muscles taut.

When you're through, take a bath. One girl of my acquaintance who used to buy bath salts by the ton now economizes by keeping a colorful bowl on the flat edge of the tub. She puts just a few of her precious rose geranium crystals into hot water, sniffs their perfume while she bathes, and pours the bowlful over her shoulders the last thing. This same girl now washes her own stockings and lingerie—"Positively the best way of getting ready for a home manicure, my dear!"



Book lovers, attention!
Read

THE ABC OF BOOK CARE

by JOSEPH J. MILLARD

EARLY in my library-building adventures, I began to learn certain points of importance in the proper care and treatment of books and I believe some of these, at least, are well worth handing on.

Regarding the greatest menace of all to books I have little to say. I refer to children and visitors. Some perverse fate seems to guide children, at an early age, straight toward the choicest volumes in your library, even though they be dull in color and absolutely devoid of illustration. This same fate places in the hands of these children, a particularly sticky piece of candy and the menace is complete. For this I can recommend just one thing, an early and complete education in the value and sentiment of books and a good sound training in their care and handling.

For visitors who handle with no vestige of care, your choicest books, much the same advice holds true. Further than this, I equip each book with a little printed card on which I enumerate some requests I make of every borrower in regard to care. I ask every reader to use this card as a bookmark, rather than to turn the book face down or place some bulky object between the pages to mark a spot. I make positive requests not to turn down corners or make pencil marks to locate starting points.

On the reverse of this card, I write the date the book was borrowed, just to serve as a casual memory jogger to those who are prone to forget how long they keep these books. I keep a very systematic card file of dates and titles on loans and I do not hesi-



Theodore Meyer, architect

Richard Averill Smith

With reasonable care and a genuine love of books the tiniest apartment or the mightiest mansion can have a library that will bring many hours of pleasure to its owner and his friends

tate to follow up a book when I feel that it has been kept long enough.

However, these are by no means all the injuries that can come upon my books. Binding will loosen, in spite of good care; mould will gather, stains will appear and, worst of all, insect pests will prey upon the backing. All of these troubles may be safely overcome if one knows how.

Book bindings are precious and more or less delicate. Certain hints in handling, however, will preserve them to some extent. When bindings do become loose, it is better to have an expert book-binder at once re-fasten the original binding. I have found that shelves several inches deeper than the books protect bindings. Books set well to the front of the shelves are not likely to be injured by being jammed back hard against the wall. Furthermore, if books are tight to the wall at the

back, it is easy for the slightest dampness to penetrate to the lining of the back and cause mould and loosening of the pages. I allow at least three inches behind my books for circulation of air.

Books should never be pulled from the shelves by their tops. Nothing destroys their backing quicker. They should be set loosely so that they can easily be pulled out by the sides, and never should they be held by the cover alone as the weight of the pages will pull the book apart in a very short time.

When the least trace of mould appears, it is time for immediate action, before valuable volumes are totally ruined. The best common preventive for mould that I know of

is to fill a fine-spray atomizer with oil of cedar, oil of lavender, pennyroyal, or some similar aromatic oil and spray the books and shelves lightly with the liquid.

IF you pick up a book and find the binding inexplicably loose and the shelf beneath it covered with a fine powder, you can make up your mind that your books are being literally eaten up by insects. Either the common cockroach or the silver fish may be responsible. The silver fish seems to have a different name in every locality but most of us are familiar with the tiny, wormlike thread of silver that darts for a dark corner when the light is suddenly turned on.

This insect, like the roach, lives on starch and will even eat the glaze off fine paper to get (Continued on page 263)



Drawing by Pauline W. Krutzfeldt

The cellar of Nathan F. Barrett's own home at New Rochelle, N. Y. This mixed collection of plants was actually grown thirty years ago. The illustration was redrawn from an actual photograph

THE CELLAR BECOMES A GARDEN

by H. VANDERVOORT WALSH

THE cellar garden was invented in 1903 by a famous landscape architect, the late Nathan F. Barrett, who said at that time, "My future conception of the evolution of the house is that it will be a garden in the country with a roof over it. I hope that I may be known in future generations as the inventor of the cellar garden."

His idea was far in advance of his generation, but the present day de-


velopment of gas and oil heating equipment has released the basement for such purposes. I am offering it in a more modern cloak. In its simplest terms, the cellar garden is merely a walk about 8 feet to 10 feet wide, running around two or three sides of the cellar and lighted through windows that are built into that space between the grade and the underside of the first floor beams. In other words, that portion of the foundation wall which is now to be seen under many houses, extending above the grade, is replaced by a series of small supporting columns and long horizontal glazed windows. Through these windows in the wintertime, the sun shines on the flowers and the plants that can be grown in pots and boxes and special places built for them, making thereby a veritable conservatory for those types of plants that do not demand excessive sun. In the summer, all these windows may be removed and replaced with netting, thus also creating a delightful retreat from the

heat of the day. It is not difficult to imagine that with the coolness of the cellar and moisture of plants, the sound of trickling water, and the light fringed with the green of Ferns and Palms, this cellar garden could become one of the choicest parts of the home.

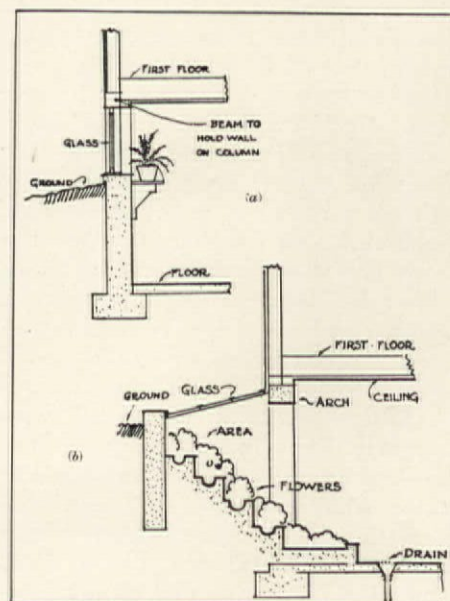
It would not be a costly thing to put into a house already built, for about the only thing that is necessary is to knock out the cellar wall above grade and replace it with thin steel columns and long glass windows. The modern type of steel sash makes excellent windows for the cellar garden, because of their long horizontal lines.

We read statements these days that the cellar is an expensive thing to have under the ordinary house—that we are wasting a good deal of money by digging a hole in the ground, but the fact of the matter is, that it is the most economical part of the house. One can buy three times as much volume of cellar space for the same amount of money that would be put into the house above the ground. Taking advantage of these conditions and the cleaner aspect of the cellar with the modern heating equipment, the construction of a cellar garden might be almost as standard a thing as a living room.

In those houses where the first floor is on about the same level as the ground outside, and the cellar must therefore be lighted through windows that open into areaways similar to those used in city buildings, a type of (Continued on page 266)



Right: Details of suggested treatments showing (a) glass replacing foundation above grade, (b) utilizing the areaway which is also shown in perspective at the left



A promise of new things

LOOKING TO THE ROSES

by LEONARD BARRON

TURNING attention to the Roses in the fall of the year is now seen to be good practice. Thus do we make progress. I can well recall the time when people thought of Roses only as something to plant in the spring to give flowers in June. But that is all changed. Gradually it has come to be recognized although, to be honest, it isn't exactly very popular yet, that Roses can be profitably planted in the late fall, even in winter, over the greater part of the country, but not far up north. The fact is that all that is wanted when we get into spring is the roots and the lower part of the plant. The upper part will be cut back and discarded anyhow by pruning if we regard Rose plants as did one great rosarian, Rev. H. Pemberton, merely as machines for the production of beautiful Roses. In this respect Roses differ from most other shrubs which are grown in their general shrub habit and form. Roses, in fact, then are reduced to the philosophy that the most important part of the Rose plant is its root. This was particularly emphasized at the recent joint meeting of the American Rose Society and the Rose Society of Ontario at the Toronto meeting when Mr. Sanders of the Provincial Agricultural College had his say about common sense in Rose culture, and you can see the plants to prove his contentions at Guelph.

The most important things he said are drainage of the soil, so that the roots get air and do not stand in water, and, coupled with this, maturity of the wood before winter arrives. This is accomplished by cultural methods and refraining from giving nitrogenous fertilizers late in the season which would make a soft wood and would succumb to winter conditions. Don't give nitrogen after midsummer. When cutting Rose blooms, cut with shorter stalks as the season advances and so avoid the stimulation of tender, latent buds.

Now, as we look towards the winter, make the ground firm by tamping around the plant in late autumn. Do not cultivate from September

onwards. Bushes transplanted in October or later need not be watered. It is the wind in the early spring that kills the canes. If you are in a region where snow persists, you are lucky as that is the best protection. Otherwise it is practical to give some protection to substitute for the snow. That is to shield the wood from the drying late season winds. A wet, heavy blanket of manure or leaves over the beds killed 30% of the plants. A practical method of winter handling is to cover the base of the plants with soil dug up from alongside the bushes, thus leaving a ridge and furrow. Put the mulch between the rows and when spring comes pulling down the soil will bury the mulch and leave it

where it is most needed. So much for the bush Roses.

When it comes to the climbers, if experience shows that they suffer in your particular climate, common sense suggests that the canes be laid down on the ground and buried for the winter.

One bugbear of successful Rose growing is the black spot. It is the worst fungus pest we have because it strips the plant of its foliage, and that is fatal. Black spot can be controlled by early dusting. Dr. Massey, of Cornell, has demonstrated that in the research work conducted for the American Rose Society. Flotation sulphur (when it is dyed green it is called Pomogreen) is (Continued on page 265)




Burr A. Church

Newcomers in the climbers promise to extend the season of bloom far into the summer, and already earlier blooming

is achieved in the new Australian introductions. Garden of Mrs. Louis A. Frothingham in North Easton, Mass.

New Chintzes Make a New House.



This page almost didn't get in the magazine at all, we waited so long to get the latest fall patterns to show you. And not only are these chintzes new but they are ridiculously inexpensive considering the quality. While we were guided in our selection by good taste rather than cheapness, just look at that modernist pattern at the left end of the roof of the house as an example of what bargains are now available in house furnishings. It is a very good quality printed linen at 25 cents a yard!




... and the New Wallpapers Fit Every Plan

*A full description of the
chintzes and wallpapers
will be found on page 256*

*Not only the newest wallpapers, but the newest patterns in
washable wall coverings are shown on this page. As in the case
of the chintzes on the opposite page, we have selected designs
which we felt to be in the best of taste, suitable for American
homes, and again we have been surprised by the low prices
which are put on these charming patterns*





C. Oscar Lindquist

First aid in

BALANCING THE BUDGET

by CLEMENT J. FREUND

A HOUSEHOLD budget is a fascinating thing—at the start. People become very enthusiastic over a budget when they first adopt one. But ask your friends a year or two later how the budget is working out and they will almost invariably admit that the plan has not been a success. Their reaction varies all the way from a mild statement that the budget has not been practical “in our case” to violent condemnation of the bankers for trying to build up savings accounts by imposing the budget hoax on the population.

My wife and I had made a budget long ago. It comprised the following divisions:

1. Food: purchased food and meals away from home.
2. Shelter: payments on the home, insurance and repairs, and improvements to property.
3. Clothing: garments and shoes, materials, repairs, and cleaning.
4. Operating: fuel, light, gas, water, telephone, wages for help, all expenses incident to the normal operation of the household.
5. Furnishings and equipment: furniture, utensils, repairs to household articles and devices.

6. Health: doctor, dentist, medicines.
7. Advancement and recreation: amusements, vacations, educational fund, professional societies.
8. Personal expenses: pocket money and incidentals.
9. Savings: including life insurance.
10. Car: expenses for the automobile.
11. Gifts: charity, donations, church, college.

We had allotted a given amount to be spent every month in each classification.

After a year of it we too had to admit that we had not kept within the budget, that the budget had not helped us to spend intelligently.

We talked it all over one evening some years ago when we sat over our income tax blanks, cancelled checks, receipts, and the rest of the mess which we always dragged out of drawers at income tax time. Eleven o'clock passed, midnight, one o'clock, we paid no attention. Eagerly we talked on. We finally decided that the budget and the budget idea were very good

in themselves. The trouble was that we had no way of keeping our expenses in line with the budget. Bankers, home economists, editors, had explained for us how to build a budget and what part of the income should be spent for shelter, food, and all other divisions. But nobody had ever told us how to control expenditures according to the budget.

Of course, we had kept an expense account. That kind of thing we kept up religiously in a notebook. But it was nothing except a record in one column of money that came in, and of money that was paid out in another column. If we added the columns at the end of the month we knew how much we had earned and how much we had spent. We could see how much we had spent on a given day and for what purpose. Otherwise the record had no value. There was no relation whatever between this notebook account and the budget.

We needed a simple accounting system for separate listing of food, shelter, and expenditures in the other budget classifications.

(Continued on page 265)

Getting introduced to a budget system is the difficult thing. After you have used it awhile you will regard it as your best friend and will wonder how you ever did without it. The system explained here is really easy to work and has been thoroughly tested.

SETTING YOUR OWN STAGE

The first of two articles on wall treatments. This month the traditional backgrounds

by TYLER S. ROGERS

AN APPRECIABLE measure of satisfaction is often to be derived by using authentic materials and traditional methods when developing decorative wall treatments that are based upon a well-established style.

None of the traditional methods of wall decoration has ever really gone out of style, nor are any of the traditional materials difficult to obtain to-day. Among the host of new wall treatments, many of which seek to improve upon time-tested methods, the old familiar stand-bys retain their popularity, undisturbed by passing vogues.

There is, however, a certain appropriateness of each of these materials to fairly well-established architectural periods, and the integrity of



Mattie E. Hewitt

A dignified and distinctive note is given to this room by the severely plain walls which make a perfect background for the furnishings of the room

Knotty finish pine is used as the paneling in this charming study in the home of Rollin Chapin of Minneapolis. This style of wall finish is typically early American in character



Courtesy, Shevlin Pine Sales Co.

a decorative treatment may be marred as readily by an inappropriate selection as by seeking to create an effect with a material that was not available to those who originated the style.

For example, if a room is to have an Elizabethan or Tudor character, oak paneling is surely indicated as the dominant material. An Italian or Spanish room calls for textured plaster, with or without the use of ceramic tile decorative details. Norman French and other of the picturesque cottage styles employed rather simple plaster walls of sanded rather than heavy texture. The Georgian and Adam styles used painted plaster or painted paneling. The very early American Colonial character usually calls for vertical pine board paneling at least at the fireplace end of the room, and horizontal boards across any outside wall having a northern exposure. Later Colonial work used plaster on other walls, above a low pine or plaster wainscoting or chair rail with the upper walls frequently papered with scenic or French block print papers.

And so it goes, each particular

period using its popular materials in a characteristic way. We cannot here discuss the distinguishing features of each style, such as the changes in character of wood paneling that mark the Tudor from the Jacobean or William and Mary periods, but it will be worth while to consider the five or six traditional decorative materials still available to-day in terms of their practical use in modern period work.

Of these the most common is plaster. Finished smooth with the usual white coat, it becomes the foundation for both painted and papered walls. If the finishing coat is sanded, it acquires the character of walls in the early Colonial, Norman French, and early English cottage styles. A similar effect results when the second or "brown" coat is left without a finishing coat, revealing the trowel marks and the hair fiber used in the mixture. In such cases the desired color may be mixed into the plaster itself, as the appropriate shades are seldom very pronounced. To paint a sanded texture or unfinished brown coat with a glossy oil paint is to depart from precedent, for these primitive styles were usually left with no further finish, except as they may have been waxed or glazed.

When the finishing or putty coat is not only sanded but is also left with the trowel marks showing, the wall acquires the character of Italian and Spanish work. The textures employed in these styles were obtained in many ways. A steel trowel leaves a totally different mark from a wood trowel or wood float. Sometimes a cloth was used or the palm of the hand to give a flowing texture that cannot be obtained with a harsher tool. In most Italian work the color treatment was very restrained, chief reliance being placed upon the texture. In Spanish work these rough textured walls were often given a considerable color variation, either by blending different tints mixed in the plaster itself, or by glazing with various colored glazes blended together by stippling or brushing on the wall.

The more sophisticated use of plaster calls for forming the finishing coat into mouldings, cornices, friezes, and sometimes into extremely ornate

strapwork. The greatest amount of ornamentation in plaster usually occurred on the ceiling, with which we are not at present concerned. Much of the early Tudor and Elizabethan work used a smooth white coat, but laid on with those slight irregularities that show hand craftsmanship. Some-

times the friezes over the high wood paneled wainscoting were ornamented with birds, animals and other figures worked in low relief in the plaster itself. Such plastering was frequently glazed or waxed to give it a soft sheen. There were various methods of treating the smooth finished, plainplastered walls which are so commonly employed to-day. The classic styles, such as the French Renaissance, the Georgian English work, and the very delicately classic decorations of the Brothers Adam were largely developed by mouldings of plaster or wood applied over a smooth plaster base, and the whole surface painted and decorated according to the precepts of the period. These methods are still available to us to-day, for painted plaster walls, with or without

paneling divisions, chair rails, cornices, and plaster or wood wainscots, share the popularity of walls covered with paper or wall fabrics in the vast majority of American homes.

WALLPAPERS hark back many centuries; they go beyond European precedent to Occidental origins in the remote past. Perhaps their chief charm is their adaptability to a wide variety of decorative styles, and to the flexibility of the material in allowing periodic changes in the decorative treatment. Wall fabrics included grass cloths, smooth cottons or linens applied directly to the plaster as a base for painting, and all the way up the line of decorative fabrics to the rich damasks which were usually stretched on frames independent of the foundation wall itself. In these fields present-day methods have not deviated from traditional methods and authentic designs inherited from past eras can still be obtained from wallpaper and fabric manufacturers.

All early paneling was made of solid wood to conceal the structural wall, frequently of masonry or of heavy timber, and to give warmth as well as decorative values to cold, harsh surfaces. The panels were generally cut out of thin wide planks. The stiles (the vertical mouldings) and the rails (the horizontal pieces) were cut and moulded out of (Continued on page 257)

We almost called this an interior decorating number of the magazine - we are showing so many new and practical suggestions for fall decoration!



H. W. Rowe Associates, architects

George H. Van Anda

Painted paneling is typical of the Georgian and Adam styles. In this dining room in the home of Mr. H. W.

Rowe, of Greenwich, Conn., ivory painted walls make an appropriate background for the mahogany furniture

SOME FAMILY FAVORITES



Vicki Baum

Revealed by
the author of
Grand Hotel



by VICKI BAUM

COOKERY—that is a part and a large part of a woman's life, but when a woman is busy writing there is not much time left for her to do any cooking. But to eat one must cook, and whereas there may not be time for cooking there must be time for eating, and the good Lord saw to it that we should enjoy eating. And in that respect I am no different than anyone else. Even when I am busy working on a novel a tasty dish tempts me greatly.

Now in Austria, where I was born, our cooking is famous—perhaps not to the same extent as it is in France, but certainly our ragouts and our sauces are world-famous. In Vienna one finds as fine restaurants as anywhere on the continent, and each one has its specialty which has perhaps brought fame to that restaurant. Soon this fame spreads and people come from other countries to sample them, or if they cannot come they try to make these dishes at home.

However, it is not in praise of these restaurant concoctions that I write. They are too numerous. Rather I would describe a few dishes that have long been favorites in my household. Personal choice enters largely into them, for I have selected them according to my own choice. They are not formidable creations calling for rare viands and ingredients, and incidentally a fat purse. Rather are they simple in style and easy to create. And it is their simplicity that makes them so characteristic of my homeland.

But before I begin I must explain that my job is not really to cook but to tell stories. So you

Have you a family favorite in your home?

We asked Vicki Baum, who is one of the greatest writers of our day, author of the currently popular "Secret Sentence" as well as other best sellers, including the sensation-ally successful "Grand Hotel" which is known wherever good books are read and good movies enjoyed, to tell our readers some of the recipes she recalls with pleasure, particularly those she might class as "family favorites."

We think you will share our appreciation of Vicki Baum's good taste, both in her literary and culinary chef d'œuvres, and will thank her, as we do, for her delightful stories and recipes.

When we read her manuscript through we decided we wanted to publish more "family favorites." We might not be able to get a great writer like Vicki Baum to write the recipes for us but we could insist on their being "family tested," just as hers were. And to make sure we get the very best ones to publish for our readers we have decided to offer prizes each month. Five dollars in cash will be given for every recipe accepted.

Remember, they must be "family favorites." They must have been thoroughly tested in the only real proving ground we recognize: the dinner table of an American family. They cannot be clipped from other magazines or cookbooks. We are asking you to give little stories with your recipes, just as Vicki Baum did. These stories will show that the recipes really do bear the seal of approval of an American family. The stories need not be long and you need not have a "literary style" to write them. Just tell us enough to identify the recipe as a favorite.

In order to insure our getting only the best ones to offer our readers we shall limit the competition each month to one course of an average American dinner. This month, for instance, we offer prizes of five dollars each for the best recipes for consommés and soups not including stews. Send your recipes to The American Home Kitchen, Garden City, N. Y.

Recipes which are not accepted will not be returned. We cannot enter into correspondence about the recipes. The competition for the best soup recipes will close October 15th.

will please forgive me if I tell you a little story with each of my recipes?

My mother's family was large; she had seven sisters. All of the sisters were married and each of them had an unlimited number of children. The eight sisters would decide suddenly to meet at the home of one of them. Then they would call up their husbands and their children and the governesses to come and join them, and when the family was all gathered together, it looked more like a national convention than anything else. These impromptu meetings were the terror of my youth. For when they had all assembled and were peacefully playing bridge, my mother would say to me: "Will you fix a little bite, darling?" And I would go into the kitchen and fix some mustard eggs.

MUSTARD EGGS: Boil eggs hard, halve them, remove the yolks. Mash the yolks and mix in plenty of mustard. You must use two kinds of mustard—English mustard, not too sharp, and a very sweet mustard, the sweetest you can find. You add a few drops of olive oil, a few drops of lemon juice, a pinch of salt, and a little sugar—just enough to make the taste pleasant. Then you stuff the mixture back into the whites. Then you put on top, as a little garnishing, whatever you find in your icebox—salmon or sardines, radishes, olives, or peppers—well, and that's all.

So when your friends burst in, bringing with (Continued on page 255)

What May We Expect of Modernism?

by ROBERT W. McLAUGHLIN, JR.

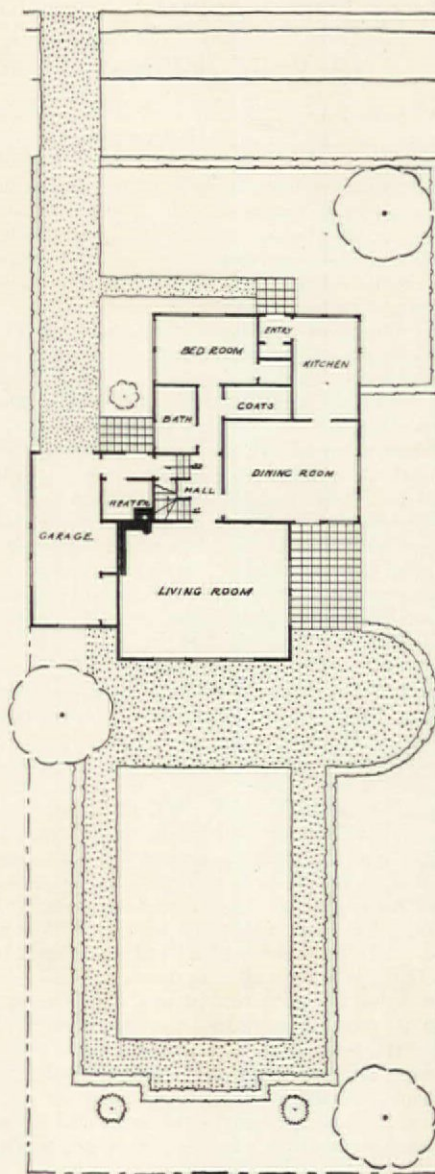
IT IS in a sense unfortunate that the desire for shelter had to be one of man's most primitive instincts. A consequence of this has been the enshrouding of the house with various sentimentalities and prejudices which have kept it from becoming as comfortable, healthful, and happy a place to live in as the methods of our modern civilization might otherwise have accomplished. Radios, refrigerators, and twenty-six million automobiles in active operation are the mechanical achievements of our era, and yet we have never applied enough ingenuity to our actual living conditions to make it possible for more than a quarter of our population to be adequately housed. People spend about a fifth of their incomes for rent or for its equivalent in paying for a house, and so, if we value property at ten times its annual rent return, we know that a family can afford to live in property worth twice the amount of the annual income derived from it. Now not more than 5% of the families in the United States have an income of \$4,000 a year or more, and it is difficult to secure a well built six-room house with a garage and an adequate amount of improved land in a satisfactory environment for less than \$8,000.

Our problem then is to find ways to bring the cost of a six-room house within the range of a much larger portion of the people in this country. Good houses cost more than most people can afford and chiefly for three reasons. The first reason is the uneconomical practice of land subdivision and development which makes the lot on which the house is built exorbitantly high. The second is found in the antiquated and unsound methods of financing which bring the cost of mortgage money for houses built to sell, up usually as high as 15% to 35%. The third reason lies in the fact that our methods of constructing houses are antiquated and outworn. Financiers, builders, and architects are studying the first two causes, but it is in improving the actual building operations that the house illustrated here marks an advance over prevailing conditions and consequently a great reduction in cost.

The building industry has been called "our mediæval industry." We

We recently asked the well-known and progressive firm of New York architects, Holden, McLaughlin & Associates the question spread across the top of this page.


Mr. McLaughlin's reply is given in the surrounding columns and the modern house which his firm designed to illustrate the economy and efficiency of the modern style is shown in full detail on the opposite page.



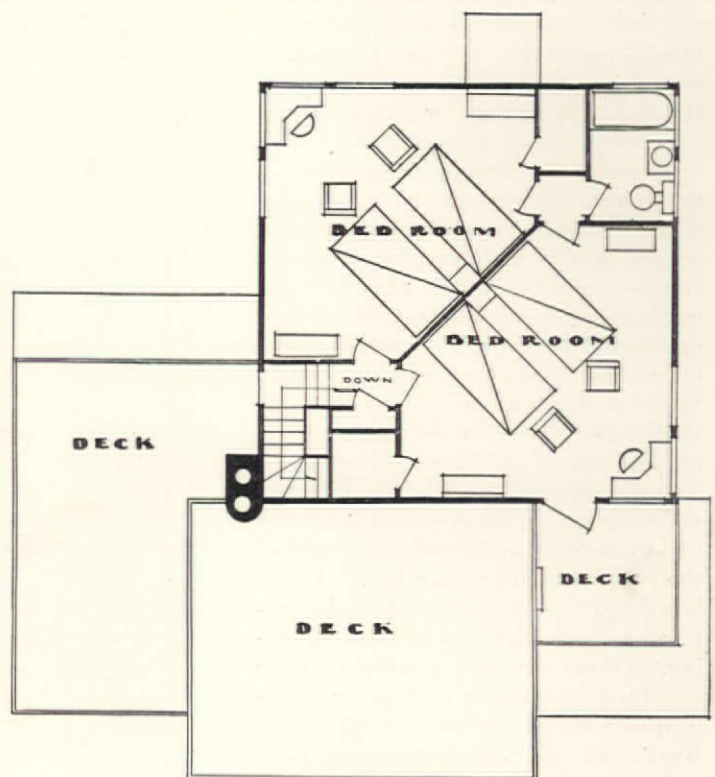
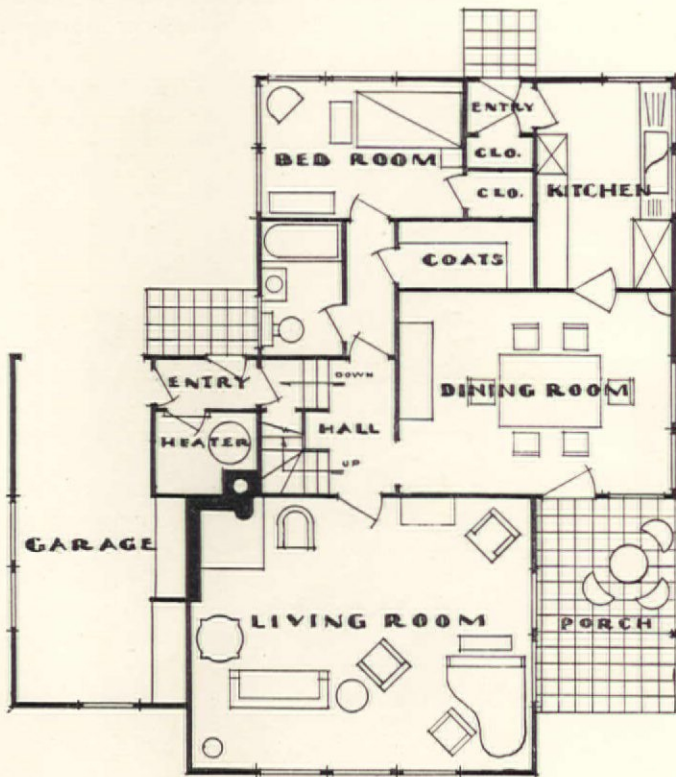
The plot plan of our modern house indicates that it will fit on a fifty-foot lot and that the planting is designed for privacy as well as for garden living

lay stones and mix mortar just about as they did in the twelfth century; we lay bricks one at a time as the Assyrians did and we raise a wood framework in unconscious imitation of the carpenters of Early America. While transportation, the production and distribution of food, and other fundamental elements in our lives have undergone radical changes during the hundred-odd years since the industrial revolution began we still put a house together with a technique centuries old, apparently oblivious of the economies to be effected and improvements to be made by bringing the methods of large-scale production and factory fabrication to bear on the American house. It is true that there are many things that go into a house to-day that are the products of marvelous machines and were entirely unknown only a few years ago, but once all the pieces of a house are brought together at the site they have to be mixed or cut, fussed over and fitted, all with a degree of inefficiency that would never be tolerated in other industries. How much more simple it would be to take all the little pieces of a building and fabricate them at a factory into units large enough for economy and light enough to be easily erected to form the house.

OF the operations going into the house shown on the opposite page 85% would occur at the factory, and the remaining ones could all be accomplished by four men in two weeks. With the efficiencies of large-scale production, going on regardless of the weather and without the infinite fussiness of hand sawing and finishing at the job, the house could be built for two thirds the cost of a comparable house put together by the old methods. The framework is of steel, made to required lengths and easily bolted together at the job. The walls are in panel units about four feet wide and nine feet high, some plain, some with windows and some with doors—all designed so as to slip easily into place in aluminum battens (vertical joints) once the framework is erected. Windows are of steel. The first floor is of concrete and the roofing is built up with as-




Chester B. Price



This American Home house could probably be built in the New York area for approximately \$7,200. It is a large house for that price; living room 20 x 16, dining room 12 x 16, kitchen 8 x 12, bedroom 8 x 12, bathroom 5½ x 8, hall 8 x 8; bath, upstairs, 5½ x 8, two bedrooms 16 x 16.

with a corner cut off each. The four-foot panels into which each wall is divided, as told in the article on the opposite page, make it easy to estimate the room sizes. A full description of the interior plan is given in the article on the following page. The steel walls of this house

might be enameled a soft green; and a black coping used for accent around the top of the walls. An aluminum railing serves to decorate the porch deck and the vertical battens are of aluminum also. A handsome Venetian blind awning protects the living room casement doors



Van Anda

This interesting model of our modern home shows something of the planting plan and also gives an idea of the amount of roof surface that may be utilized as one wishes, for entertainment or outdoor living

phalt layers. Interior partitions can be moved with little effort and no muss or loss of material. While the exterior walls are only slightly over two inches thick they have the same insulating value against heat or cold as two feet of stone or brick. This is made possible by building them like the walls of a refrigerator. A core of insulating board two inches thick is covered on both sides with sheets of treated steel and the whole is pressed together to make a solid wall.

There is no basement because in the year 1932 we know how to make a first floor warm and dry through the proper use of waterproofing and insulation, and there is no attic because we can insulate a roof within a space of a few inches so as to make it cool in summer and warm in winter. Space in cellar or attic costs as much as the usable space between and is far less valuable. The interiors can be painted or papered just like the ordinary house, except that there are little vertical aluminum battens where the panels are fitted together. These, however, can be made just as decorative as the mouldings of wood paneling. Given a really sound reason for anything appearing in the construction of a house, we can accept it and treat it as a decorative motif.

The specifications of this house call for hot water or steam heat. The heater room is right beside the entrance door and is placed slightly lower than the first floor, which must be higher than the water line


of the boiler. One of the new compact little heaters, equipped with an oil burner, would be ideal for this place, but if coal is used the location is perfect since the coal truck can back into the garage and put the coal into an available space between the garage and the living room. From this coal space an opening directly into the heater room can be made, and so the coal is both delivered and used with little effort.

The outside of the walls can be given several heavy coats of enamel in any color; for this house a soft gray green would look well with the metal battens that cover the joints between the panels. The roof is flat, the walls and windows are simply treated and depend for effect on proportion and color. Consequently the house may be called modern in design just as it is truly modern in methods of construction. But there is no striving to make it modernistic; a logical system

of fabrication treated with intelligence, restraint, and charm cannot fail to be attractive in appearance. So call it anything you like. We were glad to design it for THE AMERICAN HOME as an example of what we believe can be done once the great industry of home building realizes what opportunities it has missed in failing to apply modern methods of factory fabrication to its problems, and when the prospective owner of a house realizes how desirable it is to secure a fireproof, well-planned, well-lighted house, warm in winter and cool in summer, for a fraction of the cost of one built by old methods.

It is difficult to give an exact cost of construction for this house. The fact that new materials and new methods of building are employed makes it almost impossible to give an accurate estimate which will be good in every section of the country. However, we believe that \$7,200 will cover the cost in the New York area. Of course, when the economies of mass production are in effect the cost will be a good deal less.

We, as architects, hope that this type of construction will meet with favor in this country. We believe that the stimulus to industry and business that can come from such a step may be tremendous. It is very possible that it will be such an idea that will give the initial turn to speeding up the lagging wheels of industry.



Admiral Byrd chose the architects of The American Home modern house, Holden, McLaughlin & Associates, to design a permanent camp for him at Little America, his South Polar base, to be built when next he can make a visit there. As in The American Home house steel panels, with a heavier center of insulation, form the walls. In the architects' sketch of the interior, shown above, you will notice the panels are laid horizontally supported by trusses to bear the weight of the snow that piles high over this antarctic American home

Will this be the interior decoration of the future?

by R. W. McLAUGHLIN, Jr.


THE house illustrated on page 237 is modern because it brings modern methods of factory fabrication to bear on the antiquated industry of house building, and because it has been so planned as to let its occupants live in a modern, intelligent way, with adequate warmth, air, and sunshine. We have designed it from the inside out, not trying to fit a series of rooms behind elevations that we pictured before we started, as of a particular style or picturesque quality. Every room has two exposures, so there can be ample cross draughts when wanted. In general the plan is composed of two rectangles which overlap at a corner of each, and these overlapping corners afford a space eight feet square, which contains the stairway and affords access to the other rooms.

As you come in from the street, you can either drive into the garage or enter by the front door, which is protected by a cantilevered shelter above.

When we enter the house we pass by the little unobtrusive heater room and turn to our right to the little hall from which a stairway rises, factory-made in one piece of welded steel and with a wrought iron or aluminum railing. To our right is the living room with long steel casement doors and simple hangings of patterned material. The floor is covered with a carpet of one color with contrasting border. The fireplace has been built in the corner because we wanted its flue to be carried up in the same chimney with the heater flue, because corner fireplaces give excellent heat, and because the room seems to furnish very well with it in that location.

When we say "furnish" a modern

Some interesting suggestions for decorating modern interiors in general and for decorating the interiors in The American Home modern house (see page 236) in particular are given in this article



Chester B. Price

The spirit of modernity and the feeling of gracious comfort combine harmoniously in this modern house. The furniture in the living room, Sheraton in inspiration, was designed by a member of the firm of architects who designed the house. The floor plans on which the placement of every piece of furniture is indicated appear on page 237

house, we immediately think of metal tubing and odd shapes of angular upholstery. But not for this house which counts a gracious comfort among its claims to modernity, and admits nothing whose sole distinction is novelty of material and unusualness of shape. Our house looks as it does for reasons of economy, efficiency, and comfort, and we know of no tubular furniture that excels in these qualities. Some of it is surprisingly comfortable, but there seems little reason to substitute it for pieces of historic type. We need, however, to select our furniture for a clean simplicity of line; any gilded fussiness would be utterly out

of key. We have shown in the sketches of the living room a group of furniture designed for the W. F. Whitney Company by a member of our firm and manufactured by them. This group consists of a sofa upholstered in a predominantly striped material, a Martha Washington chair with a patterned material, a

George Washington chair done in a plain color, and several tables. These pieces might be done especially for this room with a light lacquer instead of the usual mahogany finish. The piano, aluminum andirons, and cut-out metal coping around the fireplace top add to the furnishing of the room.

The dining room would have a

composition floor with squares of contrasting values of brown. This type of flooring, which is made of wood chips pressed together in hot linseed oil under high pressure, is very pleasing in color and can be cemented directly on the insulated concrete floor. Late Sheraton or Greek Revival inspiration may be sought for the design of the furniture.

THE kitchen is 8 x 12 feet in dimensions, an efficient size. There is a storage closet and a service entrance with access to the street.

Nothing could be simpler in pattern than the second floor. It is 24 feet square; off each of two corners is taken an 8-foot square, one of which is filled by the staircase and a closet, and the other by the bathroom and another closet. Joining the inside corners of these minor squares is a diagonal wall which separates the two double bedrooms. The beds in each room are set with their heads against this diagonal wall; the two exposed walls are treated with windows so as to give perfect ventilation.

From a bedroom and from the stair hall one can reach varying levels of sun terraces. Our economical flat roofs become useful to the occupants. Venetian blinds are generously used throughout the house; outside the living room casement doors a projected awning type of blind is used. Wrought-iron furniture on the porch carries living out of doors, of itself a modern idea that seems to be growing in favor.



The native Shadbush or Juneberry, which greets the early spring with flowers, might be thought of for its fruit too

by A. S. COLBY

A PRACTICAL application of the useful and beautiful may be justified at any time, but surely in these present days it is worthy of prime consideration. And if you are planting shrubs this fall (as many of you will be) why not give a thought to the selection of shrubs that while beautiful in themselves in their flowering season will also bear fruit in due course and may be used in the making of jellies, jams, preserves, and marmalades? You will be surprised how big a list of such shrubs are available to be used in foundation planting, in borders, as hedges, or as screens. Here at the Illinois State Agricultural Experiment Station we have been gathering together such shrubs which though primarily of ornamental value can also serve the economic need in one's own dooryard.

The list of tall shrubs, which may under some conditions become small trees, includes the Mulberry, the Juneberry, the Elderberry, the Cherry *Elaeagnus* or Gumi, the American Highbush Cranberry, the Nanking or Chinese Cherry, the Cornelian Cherry, and the Hawthorns. This group includes many handsome shrubs of fairly dense growth, some with glossy foliage. They are quite attractive in early spring at blossoming time and again in summer or fall with their shining fruits, red, black, or yellow in color. In this group, in some sections, might also be included the Hazels and Filberts, unique in their manner of flowering in early spring and interesting in fruiting

Fruit for the table, Bloom for the house, from **FLOWERING SHRUBS**

habit, with their nuts borne in green husks which turn brown and open as the nuts mature in the autumn.

Mulberries have not been commonly regarded as promising material by the plant breeder or the housewife.



The Weeping Mulberry, perhaps over-popular in too many suburban gardens, has worth-while fruit which isn't often realized

The fruit of some varieties, however, like Teas' Weeping Mulberry, if picked a shade underripe and canned like raspberries will taste very much like loganberries if served with meat at the winter dinner table.

Many people in country districts are familiar with the Juneberry. It is known in the Middle West as the Shadbush, or Service-berry. In southwestern Canada it is called the Sakatoon. While there are several species of this genus sold by nursery-men all going under the general name of Juneberry, it is probable that the form known botanically as *Amelanchier alnifolia* (native Saskatchewan to Colorado and Ohio) is one of the best known as far as the quality of its fruit is concerned. This species bears

crops of bluish-black berries in June quite similar to huckleberries and good either to eat out of hand or in pies.

The Elderberry, of which the American Sweet, or Summer-flowering Elder produces the best fruit, is a large bush or small tree, preferring rich soil for its best growth. The Elderberry bush is rather coarse, but the foliage is handsome, the large clusters of white flowers are showy and the black berries are attractive as they ripen in early fall.

While the Nanking Cherry, or Chinese Bush Cherry (*Prunus tomentosa*), has long been known and prized for its ornamental beauty in its native home, it has only recently come to be thought of as a shrub valuable for its fruit as well. Especially in northern sections has its hardiness been demonstrated and it is now being recognized as a promising new ornamental with edible fruit. One of the first to bloom in spring, the flowers, arising from pink buds, cover the branches just as the leaves open. As the fruit ripens, its brilliant red or white coloring makes a charming contrast with the striking green foliage. The fruit is especially valuable in jams and other cooked products.




*Of the new shrubs from China the Bush Cherry (*Prunus tomentosa*) has sweet olive-sized fruits in profusion and it's a good hedge plant*

JUNE WEATHER ALWAYS

by HARKEY REITER

There is much interest nowadays in the new science of air conditioning. This article, by a civil engineer and contractor who has actually installed different makes of conditioners, is unbiased and comprehensive.




This system coöperates with the furnace by automatic control. It overcomes the lack of cleanliness, humidity, and circulation by forcing conditioned air through small ducts leading to and from various rooms. (Holland Furnace Co.)

WHY all this fuss about air-conditioning? We always seem to have gotten along without it."

The questioner was one of twelve people gathered close about three bridge tables which had been pushed together in front of the sofa for a chat and a bite to eat after an evening of cards. All of us were, perhaps, a little listless and tired.

The room was in the customary state of confusion caused by a party and the air was blue and heavy from the smoke of a hundred or more cigarettes that had been consumed in the course of the evening. I won-



Above is shown the installation of a main line trunk duct with branches before it was covered with insulation as pictured below

"Of course, that is one's usual evening ration in this era of unconditioned air. No matter what kind of home one is in, big or little, in the north or in the south, our modern heating systems and modern decorative accessories make our houses producers of dry, irritating dust. Science has known for years that these dust particles and germs heavily tax the human system, particularly the respiratory organs, but only recently have air conditioning devices been made available for the home of moderate size. An air conditioner would have removed ninety-eight per cent of the filth from the air in this room to-night. The room would have been cooler in temperature, and—forgive me"—I said to my hostess—"more comfortable. The air now would be as clear as crystal and all of us even at this late hour would be more energetic."


These friends were typical Americans, wanting to know everything and ready to try anything once. They knew, of course, that I was a builder, and they had even visited houses of mine when they were in the process of construction. They had seen the mysterious equipment for manufacturing perfect climate and were eager to hear more about this new apparatus for the home.

"In wintry weather such as to-night," I went on, "twenty or fifty gallons of water a day must be evaporated into the air of a house to counteract the low humidity of cold air. As air is heated, moisture must be added. Air conditioning adds this water, cleans the air, heats it, and delivers it to all parts of the house. In summer it keeps up an air circulation, cools and de-humidifies the air,

dered if our hostess would object to my inevitable reply to this inevitable question about air conditioning. I decided finally that the abrupt question called for a few plain words.

"Why air conditioning?" I echoed. "Because, for one reason, each and every one of us here to-night has probably breathed in at least a thimbleful of dirt—just plain dirt—containing as many as five million germs and many irritants besides."

My hostess moved uneasily, poor soul. I hastened to explain:



Here an air conditioning system used in connection with an oil burner has replaced an old-fashioned coal heating system and enabled the owner to make an attractive room of his basement. (Carrier-Lyle)

and brings relief to those who suffer from respiratory afflictions such as hay fever.

"Anything that makes life better, happier, fuller becomes a home necessity. Air conditioning is the new necessity of the next decade. Homes without it will be obsolete."

My questioner turned to me again, remarking, "But it seems to me that it is still a luxury. Isn't it true that you have been putting air conditioning into mansions and not into modest homes such as most of us can afford?"


"That," I replied, "is due to the fact that people of means are always the first to accept new devices for the home. They can afford to indulge themselves before such articles get into quantity production and distribution. Three years ago, when my own home was under construction, the one air conditioning system on the market used gas as a fuel and cost nearly double the outlay for a good hot-water system of heating. We were obliged to abandon the air conditioning idea but have regretted it constantly ever since.

"A heating system is in operation only six months of the year but air conditioning systems can be used all the year round. A heating system heats and does nothing else. The new air machines not only heat but keep the air in motion, clean it, wash it, and moisten it. They save bills for cleaning, for decorating, and for the doctor."

"That seems true," said another, "but five homes are represented here in this group and none of them has such equipment. Are we to scrap our furnaces, boilers, and radiators, tear our houses apart, and go to the original heating installation expense all over again just to achieve this blissful ideal of pure air?"

"Not so long as American ingenuity exists," I replied. "Devices supplemental to existing heating systems are available at moderate cost and on time payment. These vary with requirements. A leading manufacturer of electric refrigerators has a substitute for a radiator which will 'turn on the cold' in summer and keep the air in motion, while in the wintertime it sends with sure control

the proper amount of moisture into the air. When it is remembered that sixty per cent of our energy comes from the air, air conditioning really seems extremely important. We can live about forty days without eating but less than five minutes without breathing. And if you have ever seen people suffering with asthma on moist days or with hay fever when the



Air conditioners, which are essentially warm air furnaces with additional equipment to condition the air, use any kind of fuel. This handsome machine is one of the popular gas-fired models. (Bryant)

air is pollen laden, you will realize the boon any equipment that filters and washes the air becomes.

"Other systems supplemental to house heating overcome the lack of cleanliness, humidity, and circulation by forcing conditioned air through ducts leading to and from the various rooms. The machine is housed in the cellar. It coöperates with the furnace by automatic control. In our house which has 800 feet of hot-water radiation, a recent bid for installation for such a machine was less than \$500 and installment payment was offered.

"This type of machine has an air circulating system which works as follows: The used air is taken out of the principal rooms through attractive grilles of oak set in the floor. It is drawn down to the machine in the cellar where it passes through several thicknesses of copper wool which sift out the dirt. A blower creates the current and delivers the air to a spray chamber where fine atoms of water, and, in some machines, a sort of scrubbing board, wash out the remaining dirty, irritating particles. Back to the rooms the sifted, washed,

and scrubbed air goes through a second series of ducts terminating in grilles set into the walls. The ideal wall grille has vertical slats like a shutter so that the flow of air can be guided and directed to one side or the other. A grille without arrangement for 'steering' is a nuisance. Air should flow along the natural pathways of a room and not directly at chairs or beds.

"Conditioned air from any of these machines carries the fragrance and purity so noticeable after a summer shower. The head clears, life seems brighter, and tasks are not so bothersome."

The bridge party ended and the guests scurried through the cold for their cars.

"What a wonderful night," exclaimed one, looking up to the sky.

"It's God's air making you feel that way," another suggested.

But even God's air in a city like Pittsburgh delivers three tons of soot a month on each acre of that city. Other communities are as bad or almost as bad. Absolutely pure air may, in another generation, be found only in those con-

ditioned homes of the future which scientists and manufacturers are already planning for.

The domestic machines for air-conditioning available to-day are perfected in all requirements save in the refrigeration unit. The installation and maintenance of refrigerating units are still too costly for small homes. But even this difficulty is being solved and the machines of to-day are designed so that the refrigeration unit can be included when it is perfected. For the present we must be content with the fact that the air circulation cools a home better than a fan cools a room.

With a refrigerating unit for a single room already economically available, the first step has been made. Refrigeration for the whole house will soon follow.

In fact, air conditioning has come with such a rush that it recalls the early days of radio. The fundamentals have been discovered and successfully built during years of experiment. The methods in use to-day vary; they always will but air conditioning is here to stay.

Goodies from the Cookie Jar · · Elsie F. Radder

Marguerites

These are old fashioned, but still quite the nice thing to serve with afternoon tea, for unexpected guests. Add one fourth cupful sugar to the beaten white of one egg. Spread thickly on sal-tines and decorate with finely chopped nuts. Brown in slow oven.

Chocolate Coconut Cookies

Whip the whites of three eggs until stiff. Add slowly one half lb. powdered sugar, one half cupful cocoa, one tablespoonful flour, and two tea-spoonfuls vanilla. Mix, then stir with one half pound coconut. Drop from a spoon on greased tins and bake at about 425° for twelve to fifteen minutes. This recipe makes about three dozen. These are best stored in tin as a soft center improves their tastiness.

Date Bars

Beat two eggs and add one cupful sugar, one half teaspoonful salt, two table-spoonfuls water, one teaspoonful vanilla, and one cupful flour. Mix. Add one cupful nuts chopped coarse, and one cupful dates, cut up. Spread in a greased pan. Bake twenty to thirty minutes at 450°. When cold cut in squares and roll in confectioner's sugar.

Cherry Macaroons

Grind fine one cupful blanched almonds and rub to a paste with one cupful sugar. Add the whites of three eggs, unbeaten, and one fourth pound of candied cherries, cut fine. Mix. Drop from spoon on greased tin. Garnish each cookie with a candied cherry. Bake at 375° for about twenty minutes—until firm. Store in tin.

Marshmallow Wafers

These are easy to make for unexpected company. Use round salted soda crackers. Spread thickly with peanut butter and place a marsh-mallow on each. Bake in a moderate oven just long enough to melt and brown the marshmallow. These may also be decorated with candied cherries.

Old Fashioned Rocks

Just the thing to have in the house for the children. Beat three eggs and add one and one half cupfuls brown sugar, one half teaspoonful salt, and one teaspoonful cinnamon. Add three fourths cupful fat, which has been melted and cooled, one teaspoonful soda dissolved in one and one half tablespoonfuls hot water, and three and one fourth cupfuls flour. Add one cupful raisins and one cupful chopped walnuts or hick-ory nuts. Drop on greased tins one half inch apart. Bake until firm at 425°.

Peanut Crunches

Nothing could be simpler to make or easier to eat. Buy a pound of the small Spanish peanuts, salted. These have the brown skins on. Place in a strainer and shake to remove as much of the salt as possible. Grind, using a medium knife on your food chopper. Add a cupful of sugar, one tablespoonful flour and moisten with beaten egg. It will take two large or three small eggs. Drop from a spoon on a greased pan and bake at 425° for twelve to fifteen minutes. This recipe makes about three dozen. These are best if stored in paper boxes as their crispness distinguishes them. They will keep indefinitely.

Coffee Macaroons

Blanch one half pound almonds and grind fine. Rub to a paste with two cupfuls powdered sugar and one tablespoonful strong coffee or coffee extract. Add to the stiffly beaten whites of four eggs. Drop from tea-spoon on greased pans one inch apart. Decorate with a nut or candied cherry. Bake thirty minutes at 425°.

Fudge Bars

Melt one third cupful butter and add one cupful sugar, one fourth teaspoonful salt, $\frac{1}{2}$ cupful cocoa, one beaten egg, $\frac{1}{2}$ cupful milk, and 1 cupful flour sifted with 1 teaspoonful baking powder. Add 1 teaspoonful vanilla and $\frac{1}{2}$ cupful chopped nuts. Spread in a square pan and bake 20 to 30 minutes at 425°.

COOKIES



The location lent itself admirably to our desires—an acre of sub-irrigated land on the bench of a lofty hill overlooking a mountain-

locked farming valley in the northern part of Idaho. There are huge firs, twisted fruit trees, and wild shrubs in profusion

A REAL HOME FOR \$3,000

by PAUL B. SMITHSON

roof lines equal which not only levelled the exterior but permitted an intimate air to enter the dining room and bedroom. By using a closed or "boxed" twelve-inch gable, a definite outside style was created, and was aided considerably by the use of large casement windows.

The windows are worthy of comment, inasmuch as they are placed but eighteen inches from the floor, five feet in height and four feet wide, double of course and opening inward. This permits good light and a "cottagy" freshness that is difficult to achieve without their use.

The living room in any home should be one of the first centers of interest inasmuch as it receives the most use and is the public room of the house. Therefore our living room grew in our (Continued on page 264)

THIS house of ours is an experiment in building on what is commonly regarded as an impossible minimum. However, we evolved a definite plan, both of design and detail, which adjusted itself quickly to the definitions imposed by the sum at our command.

Our original thesis was that an artistic and unusual home could be erected for the smaller outlay which is possible to most of us. Also that it was not necessary to build the orthodox, uninteresting small house that one sees on every hand. Nor did we feel it altogether essential that we follow any definite and established style of building.

The house itself is "T" shaped, the longer wing containing the living room and the converse wing, the dining room and kitchen below, the bedroom and bath upstairs. The latter being reached by an open stair and balcony at one end of the story-and-a-half living room. The outside of the house presents an interesting appearance of stability and fitness. Covered with shakes and stained only with linseed oil, it nestles in with the brown of the tree trunks; the green of roof loses itself in the foliage while white casements and trim add a rural neatness that offers a genuine welcome.

It was necessary to figure a bit in order to preserve a lowness of appearance and express the tendency of the ground, a slight slope. Therefore, we sunk the back wing eighteen inches below the living room wing and by adjusting the ceiling heights of the first floor to seven feet, eight inches and the bedroom floor to seven feet, six inches, we were able to make the

*Here for the home
builders who accept
"the challenge of the
budget" the way Mr.
Smithson did and
come out on top —
of the world!*



The large studio type casement window is an interesting feature of the living room. In the face of the fireplace are

inserted three picturesque Don Quixote tiles, while above the mantel a small niche holds an antique ivory Madonna



Insert for linoleum

It's really fun to

DESIGN YOUR OWN FLOORS

by WINNIFRED FALES



Insert for linoleum

MORE and more we are learning to express our own tastes and personalities in our homes, instead of following fashion's whims or copying the rooms of long dead personages from the other side of the world. At last we are beginning to realize that our constitutional right to life, liberty, and the pursuit of happiness entitles us to decorate and furnish in accordance with our own preferences—and prejudices! That we need not feel ashamed to choose simple furniture of maple, pine, or fruitwoods if we honestly prefer it to the formal elegance of mahogany; that there is no compulsion to accept Modernism as our guiding star if our temperament happens to be Queen Anne or Early American. And we have discovered the magic of color as an aid to individuality in home decoration.

But with all our joyous adventuring in self expression, we have overlooked one glorious opportunity. Our floors, for the most part, are still as dully conventional as in the early years of the century when the nameless and invisible fashion makers decreed that the surface under foot should be all but invisible, and a rising tide of neutrality inundated American homes, depositing a rug of melancholy taupe or brown upon virtually every floor from Maine to California.

Granting that Modern Art is not for every one, nevertheless there is this valuable lesson it can teach us; namely, that floors may be interesting and even decorative without the loss of that "background" quality which we have been taught to regard as their first and most important attribute.

If you are one to whom the smell of paint and turpentine is more delectable than all the sweet perfumes of Araby the blest—and there are such—you will be likely to adopt this medium for the expression of your creative urge, and may perhaps find inspiration

in the newly revived art of stenciling. If you have the ability to create your own designs, by all means do so, either cutting them yourself, or employing a professional stencil cutter to do the work. But if not, do not despair! By means of different arrangements and color combinations, any number of original decorations can be created with stock stencils, which are available in great variety at a cost ranging from a few cents to a dollar or two. These may be applied in all-over effects; as scattered motifs, corner designs, or borders; and in black, white, silver, gold, or colors. The floor itself may be stained or finished "natural," or surfaced with a plastic composition, or with plain linoleum. Again, a painted floor in plain or spattered finish may form the foundation. A modern innovation is to paint the entire floor in stripes two feet or more

wide, either in graduated tones of a single color, or in similar tones of two or several colors. This treatment does not require the addition of a stencil, and of course presupposes Modern furnishings.

A newer type of decoration, offering greater permanence, is not unlike the centuries-old process of wood inlay. Designs are cut from linoleum in one or more colors, and inset in plain, marbleized, or jaspé linoleum floors. While the actual installation is better done by professionals, you may have a free hand in the planning, since the flexibility of this medium lends itself to any sort of design which is reasonably bold and simple.

Here again you may choose, if you prefer, from a goodly number of ready-made insets, including such conventional devices as the star and shield. For the sea lover there is a jolly little Viking ship, while for the delight of the nursery, Mother Goose has contributed a number of cherished friends.

These and other designs are already assembled on plain backgrounds, so that one has only to cut a square opening in the floor covering, tuck the inset into place, and cement it down.

One of the newest and most diverting ideas is equally applicable to the nursery floor, or to that of the game room—often a remodeled basement—which is becoming a feature of so many homes. Here the inset decorations take the exciting form of giant gameboards for checkers, parchesi, or backgammon, or of layouts for shuffleboard or hopscotch. Dominoes or similar devices often form a border or are scattered about at random. Actual games can be played, using huge, specially made counters, and the innovation is both practical and amusing.

If you have a hobby which can be expressed pictorially, by all means let it dictate



Courtesy of Armstrong Linoleum

Among the linoleum inserts which may be obtained ready cut is a picturesque Viking ship that makes an attractive decoration in the entrance hall of a sea lover. Little Bo-Peep and Boy Blue at the top of the page are amusing little ready-cut inserts

your floor design. Fishing, yachting, golfing, skiing, hunting—these and many others suggest effective treatments. The devoted gardener may design an arrangement of favorite flowers for each corner, connecting them with garlands of ribbon, or with the narrow liners which come ready cut in several colors. The jungle and the barnyard may contribute their quota of wild or domestic beasts and fowls. On the nursery floor, the lion and the lamb, or the cat and the dog lie down together in perfect amity.

For the room with period tendencies (and none of today's rooms have more than a tendency—strictly "period" rooms having very properly been consigned to the mu-



seum) an appropriate motif, such as the Napoleonic bee, Adam medallion, swags of fruit, the lyre, or the classic urn or laurel wreath, may be introduced with pleasing effect. Or a theme may be enlarged from an upholstery fabric or the wallpaper.

It is of course important not to overdo this form of decoration, for even a silhouette of one's

pet Scottie ceases to charm when repeated ten or fifteen times about the room. With strictly conventional designs, such as the urn or shield, a symmetrical arrangement usually gives best results; but less formal motifs—a ship, for example, or a human or an animal figure—may be used singly and placed in the one spot where added emphasis will improve the room composition; say, before the hearth or a large sofa, or in a wide archway.

Lower in cost than the decorative insets are the ready-cut liners and border strips which contribute effective color contrasts and permit the planning of special combinations and spacing to suit the individual room. A patterned



Courtesy, Collins & Aikman Corp.

Herbert

The eagle and laurel wreath are not woven into the carpet as might be supposed, but are cut out of carpeting of one color and inset in a background of darker hue. By this process original designs can be executed at a fraction of the cost of a carpet woven to order

A still newer medium for the execution of original designs is afforded by a new type of carpet which is laid together in breadths without sewing. The pile along the edges of adjoining breadths meshes together, giving the effect of a seamless carpet, and it is this meshing property which makes it possible to cut figures from carpet of one color and insert them



With a large decorative inset in the center of the floor and a border of narrow contrasting stripes, rugs are superfluous. The fish and sea-horse linoleum inserts above are by courtesy of Congoleum-Nairn; Jack Sprat and his wife and the old woman in the shoe inserts are by courtesy of the makers of Armstrong's linoleum




Courtesy, Congoleum-Nairn, Inc.

floor is made infinitely more interesting by a plain border, often of black marbled linoleum, and such borders are valuable aids in establishing harmony between floors of unlike design in rooms connected by an open archway. Added interest may be obtained by inserting one or two liners of a different color a few inches inside of the border.

A little ingenuity will suggest other ways of arranging bands and liners. In a living room recently seen, red lining strips marked off a plain tan floor into two-foot squares; in another home a striped effect was worked out with three-foot bands of marbled terra cotta alternating with three-inch strips of plain black.

in corresponding openings cut in a floor covering of a different and usually darker hue. The effect is precisely that of a woven design, and the cost is negligible compared with that of having a rug or carpet woven to order to carry out an original design. The eagle and wreath decoration shown in one of the accompanying illustrations was executed in the manner described, and would be particularly at home in a room with Empire or Federal "leanings."

A little more restraint on the part of the designer is necessary when planning insets of carpet than when the decorative medium is paint or linoleum. Fine details and elaborate curlicues are to be avoided.



Drawing by Lurette Guild

If I were decorating AN ENGLISH BEDROOM

in a small home

by LURELLE GUILD

ARE you one of those people who writhes in agony at the thought of doing over your own bedroom just because you hearken back to your early youth and behold a kaleidoscopic nightmare of a high carved dark Victorian bed followed by an enameled white iron and brass gadget affair mingled indiscriminately with golden oak and artificially grained pine? It was not so long ago that "decorative" ambitions were confined entirely to the first floor rooms and bedrooms were "hit or miss" affairs.

Comfort and conveniences for practical everyday life are the chief essen-

tials in making the master bedroom a complete success. It is only natural that just as a piece of period furniture of good taste is never out of style we see a distinct trend to the period styles for the bedroom. We hope when we plan the master bedroom to achieve an effect that will be just as attractive twenty years from now as it was when first arranged, and it is for that reason the furniture of the Jacobean period was selected, just to get away from the commonplace, all too familiar types, and to gain that quality of simple elegance that the richness of carved decoration, the

warmth of the wood, and the sturdiness of line and construction produces.

This style has also to its everlasting favor a character that appeals distinctively to the masculine head of the household far more than the be-ruffled, lighter styles. But at the same time, its wealth of refined detail will flatter any woman.

With certain minor details changed, any room may be made a fairly sincere background for authentic Jacobean pieces. A small detail which enhances the character of the room is the rough plaster wall. This was obtained by using a thin coat of

plastic paint applied with a trowel on top of the original wall, not too obvious but just sufficiently to give the appearance of the old plaster walls of the Tudor period. The windows of casement type so true to the period are made in an assortment of sizes that are bound to fit into your requirements, and they do add to the atmosphere amazingly.

The fireplace consists of a carved oaken beam resting on stone blocks with plaster chimney breast while the hearth is simply broken flagstones. Andirons and screen are of wrought iron in keeping with the fireplace.

The twin beds are of walnut with linen fold panels and sunburst motifs carved deep on head and foot boards with dignity and beauty. The high chest of drawers or chifforobe matches the beds and is essentially masculine.

For the mistress of the household there is a dressing table adapted from a console table of the Tudor period with an attached mirror framed in inlaid tortoise shell. For ample lighting we placed a pair of small wrought-iron lamps on either side of the dressing table. Their quaint glass chimneys and simple bases are a touch of the old in a purely modern convenience, and they give sufficient light to please the most exacting and compliment her hair dress or new gown.

At the windows we used a plain heavy net with simple rods that set unobtrusively into the reveal. Framing the bay and hung on an arrow-pointed iron pole we draped heavy

velvet in a deep Burgundy red and caught it back with graceful folds on a pair of brass star tie-backs. To enhance the richness of the velvet as a material we allowed a very full length for the curtains that permitted them to fall in billowing folds upon the floor. The deep wine-red color is most apropos and adds notably to the almost regal elegance of the room. To harmonize and yet contrast with the curtains the beds were covered with counterpanes of coarse corn-colored linen finished with a four-inch hem of dull, dark blue. The extra blankets in dull blue repeated this note of color while the carpet carried out the tone of the bedspreads in its deep, warm shades of golden tan.


UNDER one window was placed a carved chest that serves not only as a convenient seat but an excellent place for storing extra pillows and blankets and preserving them from the depredations of moths. If you have ever had a blanket chest in your bedroom we feel certain that you will insist on one in each bedroom when you redecorate. They seem to be the simplest answer to the problem of storing blankets.

A comfortable group of chair, stool, and floor lamp balances the chest at the opposite side of the fireplace. The lamp is of half polished iron trimmed with shiny but antiqued brass bowl and knobs. The base with a shaped plate and ball feet is

distinctly different from the average floor lamp. The chair and stool are upholstered in dull colored, serviceable mohair that will withstand an unbelievable amount of wear and tear and even becomes lovelier in color as the years pass.

Over the mantel is hung a framed reproduction of an early map, colorful and decorative with its humorous misconceptions of the period faithfully portrayed. A center fixture of wrought iron in decorative shape with two candle lights completes the room.

We are indebted to the following firms who coöperated in lending us material for the illustration on the preceding page: beds, Kittinger Co.; blankets, Chatham Mfg. Co.; bedcover, F. Schumacher & Co.; curtains, Scranton Lace Co.; overdrapes, Collins & Aikman Corp.; fireplace beam, Todhunter, Inc.; chair, Charak Furniture Co.; upholstery, Leshar Whitman & Co., Inc.; footstool, Stickley Mfg. Co.; lamp, Kanne & Bessant, Inc.; windows, Anderson Frame Corporation; wall surface, Craftex Co.; light fixture, Florentine Craftsmen Inc.; fire screen, B. F. Macy; andirons, S. M. Howes Company; chest, Shaw Furniture Company; dressing table, Baker Furniture Factories; dressing table stool, the Danby Company Inc.; dressing table lamp, Stern Bros.; dressing table bottle, Boudoir & Bath; rug, Envoy Broadloom; curtain pole, J. G. Braun Company; tie-back, Grow & Cuttle; chest of drawers, Kittinger Co.; map, Old Print Shop.



For an English bedroom boasting a fireplace this well-designed fireside bench would be found very useful. (L. & J. G. Stickley, Inc.)



A little night table is almost a necessity in any bedroom. (Grow and Cuttle)

Crewelwork is always correct with Jacobean furnishings. A charming pattern is shown below. (F. Schumacher & Co.)

Sturdy of construction and designed with the linenfold and intricate carving typical of the Jacobean style, this bed would fit admirably into an English bedroom. It may be obtained in solid oak or walnut. (Kittinger Co.)



It is ideal to have a chest in each bedroom for holding the blankets used there. (Habitant Shops, Inc.)



For cleaning rugs, pillows,
curtains, etc., this fall

TRY SOAP AND WATER

and save money

by MARION M. MAYER

AT THIS season of the year when the household is being subjected to its periodic renovation the careful housekeeper goes over her possessions sending rugs, pillows, blankets, and numerous other miscellaneous articles away for professional cleaning. Some are dry cleaned; some are merely washed—but up, up, up goes her cleaner's bill. It takes but a little courage and some understanding of the nature of these various fabrics to attempt their cleaning at home and, aside from the economy involved, there is great satisfaction in knowing that they are really thoroughly clean.

In doing any special laundering at home one of the first essentials is to test the color of the fabric for fastness. This can be done by immersing a small section in warm water or, as in the case of a rug, rubbing over a small area with a cloth dipped in warm water. If there is any suspicion of the color bleeding don't apply anything further—better send the article away for dry cleaning. As an extra precaution for those things which you feel are color fast select a soap which will not be injurious to colors.

Curtains—net, silk, and cretonne—have always been with us and their laundering is, of course, an old story but glazed chintz, since its renewed



popularity, has presented a new problem. The point here is to preserve the glaze, hence curtains of this type should not be immersed like others. Shake the curtain or brush it to remove all loose dust, then spread it on a flat surface—preferably a large

table—and wipe over a small area at a time with an absorbent cloth wrung until it is almost dry out of a warm, soapy solution. This is made quickly by dissolving some good mild soap in flake or granular form in warm water and swishing up suds.

Go over the surface again with another soft cloth wrung until nearly dry out of clear warm water. Work fairly rapidly so as not to dampen the fabric any more than necessary. At all times keep the curtain as smooth as possible for wrinkling tends to crack the finish. If necessary, press it with a moderately hot iron on the right side.

A similar method may be followed in washing rugs. Small scatter rugs may be placed on a table, while room-size rugs may be left on the floor provided sufficient paper or other material is placed underneath as a protection to the floor. Soap in jelly form is most satisfactory for rugs. This is made by dissolving a considerable amount of soap in a small amount of hot water and allowing it to cool. Apply the jelly to the rug with a small bristle brush and rub in a circular motion. The excess suds may be scraped off with a pancake turner or any flat, blunt device. Then the soap must be rinsed off very thoroughly by mopping over with a cloth wrung from clear warm water. It is essential that all the soap be rinsed off otherwise the rug will become sticky. Try not to get the back of the rug wet. As a final treatment go over the surface with a dry cloth to absorb all excess moisture. If the rug is left on the floor it must not be stepped on until it is perfectly dry.

Rag rugs and other fabric rugs which do not have a stiff back may be immersed in a tub or, better still, washed in an electric washer.

Bed pillows also come in the class of "specials" and are really not as difficult to handle as one might suppose. It is quite possible to wash a pillow intact in an electric washer or, if that is not available, in a good-sized wash tub. To do a more thorough job, however, the feathers should be removed and washed separately from the tick. Open one end of the tick and over this put the open end of a



large muslin bag or a pillow case. By working carefully the feathers may be transferred to the bag and then the bag opening should be sewed up. Both the tick and the feathers are now ready for tubbing. The soil on a pillow consists principally of natural body oil and perspiration and hence plenty of soap flakes or granules should be used to work up the suds. If the pillow is particularly soiled one of the good naphtha soaps or granulated soap made especially for washing cottons and linens would no doubt facilitate the cleaning. Squeeze the suds through the bag of feathers and use a small stiff brush to scrub the ticking. If they are put into an electric washer allow about fifteen minutes for the operating period. Rinse at least three times in clear warm water. Hang the bag of feathers and the tick out in the sun to dry and during the drying process fluff up the feathers and change their position frequently. Select a clear windy day so that drying will be rapid. Replace the feathers in the ticking when thoroughly dry just as you removed them. If the ticking seems much lighter after it is washed it means that some sizing has been removed. This may be replaced, however, by applying a coating of starch to the inside, thus preventing the feathers from (Continued on page 257)

Like our other Household advisers this author practices the good ideas she preaches.

GAY, LITTLE LIGHTS FOR AUTUMN PARTIES


*Make use of those
Christmas tree orna-
ments that see serv-
ice only once a year*

by KATHARINE LAING

THE problem of decorating is easily solved by the use of Christmas tree lights. Combined with crêpe paper they produce attractive effects.

To make a decoration for any occasion using your string of Christmas tree lamps, form roses out of crêpe paper, and place a lamp in the center of each. Bind green crêpe paper around the cord of the lamps, and make leaves out of the same green crêpe paper. Form this string of light-roses into a bouquet and place it in a glass bowl on a mirror (unframed) in the center of the table. The reflection of the lighted roses in the mirror makes a lovely centerpiece.

For a Hallowe'en party a very attractive table decoration can be



made out of Christmas tree lights, pumpkins, and corn husks. Take your string of lights and push the socket of every other lamp up through the bottom of a small pumpkin. The open top of the pumpkin may be covered with orange crêpe paper, or tissue paper, or a nut cup may be placed in the open top of the pumpkin. Then over each alternating lamp, or those which do not have the pumpkins, place a corn husk so that the light shines through the husk. Then place this string of lights in the center of your table. Over the first lamp on the string will be a pumpkin, over the second lamp a corn husk, and so on. The result will be most attractive when the lamps are lighted.

For a Thanksgiving table decoration, place a bouquet of chrysanthemums in the center of the table. Encircle this flower vase with a string of red, amber, and yellow Christmas tree lights, and connect this string of lights to a convenience outlet. Now cover the string of lights with autumn leaves. The resulting color combination of the lights shining up through the autumn leaves is delightful.

A silver box of red poinsettias with hearts of light, makes a festive decoration for the Christmas table. To make the box, crush silver paper hard between the hands, then straighten it out. Paste it on the outside of a box and it will give a crinkled effect. (Continued on page 263)

Drawings by Thomas V. Keating



"SOAK DOWN that NEXT ROOF!"



You can put on
a Fireproof roof of
Johns-Manville
Asbestos Shingles

for as **\$19.50**
little as **DOWN**
A YEAR TO PAY

FIRE, with giant strides, leaping from roof to roof—this is the dread of firemen during every conflagration in a residential district.

Inflammable roofs—the stepping stones of a spreading fire. A roof—a spark—often this seemingly inoffensive combination begins the destruction. 23% of all residential fires start on roofs!

That's why fire chiefs in every section of the country enthusiastically endorse Johns-Manville Rigid Asbestos Shingles. They've learned from experience! If the

fire chiefs had their way, inflammable roofs would be a thing of the past.

Yet your home is more important to you than it is to the fire chief. And you can do something about it. Give your possessions the protection of a J-M Asbestos Shingle roof!

It costs as little as \$19.50 down for the average-size house, with the balance in small monthly payments over a year.

It's permanent. Made of asbestos fibres and Portland cement combined under pressure, no J-M Asbestos Shingle has ever worn out!

They are now offered in a wide variety of soft, blending shades, as

well as the more conventional grays and browns. The local J-M dealer will show you samples. Ask him also to show you J-M Flexible Asphalt Shingles. Even lower in price, they are fire-resistant and durable.

• • •

He will gladly inspect your roof free, and give you any roofing information. If you are interested, he will also tell you about J-M Asbestos Wainscoting, with which you can modernize that dingy bathroom or kitchen for as little as \$9.75 down.

If you don't know the name of the local J-M dealer, just address Johns-Manville, Madison Avenue and 41st Street, New York City.

All those who spend too much for heat, say "Aye!"

"WHY can't we keep this house warm?" It's an almost universal complaint. Usually the furnace is blamed. But wait—*what are you expecting your furnace to heal?*

Are you spending money to heat your roof, for instance—and the unused attic space below it?

If your upstairs bedrooms are warmer than your downstairs rooms on a hot summer day—you are. For where heat comes in, in summer, heat goes out in winter.

It is now easy to put an end to this condition in a few hours—without alterations, without disturbing the occupants of the house.

Workmen lead a hose from a truck up through a window into your attic. "Rock wool" is poured into a hopper on the truck, and blown through the hose.

The spaces between the joists, just above your top-floor ceiling, are filled with this material—a blanket, 4 to 6 inches thick, completely covering the rooms you use.

"Rock wool"—light, wool-like fibres made from rock—is used in this process—a Johns-Manville development. It keeps heat *inside* in winter, *outside* in summer. Thousands of home owners have found that this simple operation has made their houses uniformly comfortable the year 'round—with fuel savings ranging from 20 to 35%.



Blowing "rock wool" between attic joists. The empty spaces in the walls can also be filled easily by this method—blanketing the entire house.

If you are interested, and unable to find the name of the Johns-Manville Home Insulation Contractor in your telephone directory, just address Johns-Manville, 41st Street and Madison Avenue, New York City.

Courtesy, Hoosier Mfg. Co.



Will You Tell Us Why?

Cross-word puzzles, Mah Jong, and Ask Me Another games have given place this year to other contests. Unlike the other brain teasers there's money in this contest! Can you solve the problems indicated on this page and win a 25-dollar cash prize?

**The handwriting
On the Wall—
Or on the Shelf!
What's behind
that question—**

THE FACTS ARE THESE:

THE AMERICAN HOME in four brief years has become a household necessity for more than a quarter of a million home-making Americans. Not only have we told hundreds of thousands how to build, how to garden, and how to decorate their homes but, in response to a general demand to produce a magazine that is a compendium of home-making knowledge, we have broadened our editorial policy to cover every need and interest of an American family.

Our advertising pages, which round out and illustrate our editorial program, have necessarily kept pace. Next month we open our columns to our first food advertising and, to call attention to this consummation of a steady four-years' development, The American

WILL YOU TELL US WHY?

Home Advertising Department is conducting this prize contest for our readers who have assisted us so loyally.

Why would you like to see food products advertised in THE AMERICAN HOME? That's the question.

We'll give \$25 in cash for the best letter telling us why food products will win your attention when they appear in The American Home's advertising pages and on The American Home Pantry Shelf illustrated here.

Letters should run not more than 200 words. Address them to The American Home Pantry Shelf, Garden City, N. Y. The contest closes October 5th.

THE AMERICAN HOME PANTRY SHELF WILL BE A REGULAR FEATURE OF OUR ADVERTISING PAGES AND FOOD PRODUCTS WILL BE ILLUSTRATED ON THESE SHELVES IN FUTURE ISSUES AS THEY ARE ADVERTISED IN THE AMERICAN HOME

Some family favorites

Continued from page 255

them their friends and their friends' friends, with absolutely no warning, just go into your kitchen and fix some mustard eggs.

MILK RICE: I know it's baby's food, but I can't help it—I think it's the best thing in the world.

You sugar your milk, and put a little stick of vanilla into it to boil with it. This you may remove when the milk is ready. You boil your rice in the milk, and the little trick is to boil it in the oven. When it is ready, you put a little piece of fresh butter into it and let it melt.

You take strawberries—raspberries will do but strawberries are better, and best of all are wild ones. You mash them, add sugar, and then you

slowly pour some cream over the mixture, stirring it meanwhile until it is smooth and creamy. You put it on ice and you serve: steaming hot milk rice with ice-cold strawberry sauce.

Speaking of milk rice reminds me of a story. My story consists of a very long preface and a short little nothing of a point. It takes place in Germany—1916. There was no milk rice then; there was no milk, no rice, no sugar, no butter, no food at all. Milk rice—that was only a thing to dream of. But because I had had a baby, and had been brave and good and was still very weak and the baby was to be christened, and because sometimes miracles happen and because my friends wanted to make a

festival for me, they scraped together milk and rice and sugar and butter to give me a milk rice party. I was excited for three days in advance and, when the great moment arrived, I sat happily and expectantly at the table, my friends around me to see how I was going to like the milk rice. At that time I had a nurse—a faithful old pearl, Lisbeth—and she was to fix the milk rice. The pearl Lisbeth fixed the milk rice—the pearl Lisbeth served it. The milk rice looked all right, but it smelled wrong and it tasted terrible.

Well, that was the long preface. Now comes the short point.

"Lisbeth," I said, almost in tears, "but the milk rice is burnt."

"Well, what of it?" the pearl Lis-

beth replied in tranquil amazement. "Milk rice is always burnt, isn't it?"

Since then I know what life is all about. The journey that is spoiled by rain, the famous man who is so disappointing, the new dress that is so unbecoming, the success that leaves such a bad taste in the mouth, the old friendship that was none, the great love that ends so shabbily, the hangover after the dance, the cold after the week-end trip, the divorce after the marriage—all this litter of shattered joys, of damaged happiness, of excessive anticipation, all this comic, tragic, matter-of-course imperfection in everything and every-thing:

Well, what of it? Milk rice is always burnt, isn't it?


UNUSUAL GIFTS




1219. Authentic hand-made blue Chinese hawthorne jars. We think nothing more beautiful ever came out of the Orient than this pattern of white hawthorne blossoms against the wavy deep blue background. 5 1/2 inches tall. \$1.75. 2 for \$3.35.



674. A box of puzzles that will keep youngsters (grown ups, too?) busy for weeks. The complete set, 75c.



83. The Blunderbuss up to date. Gee! what a noise, but it's harmless. A roll of paper fed through the barrel of this brightly colored gun is blasted by an air current made by pushing the handle in quickly. 12 1/2 inches long. \$1.00 including extra rolls.



201. Pick it up and it lights. Set it down and it's out. Made of enamel and nickel. Has 5 ft. of cord and is an entirely satisfactory lighter. Plug in any electric light socket. 3 3/4 inches tall. \$1.00.



551. Three fine silk handkerchiefs, full 16-inch size and with hand-rolled hems. Three patterns and different colors. The three for \$1.00.



1612. Will it go for 3c? This letter scale weighs in eighth ounces up to 2 oz. all you'll ever need. In bright nickel and black. Every home would welcome one. \$1.00.



310. Saxon Wheel Table, adapted from the spinning wheel for modern use. Its tilt top represents the wheel, its standard the base, while its treadle now forms a support for books. 28 inches tall with top 20 inches across. Dark maple. Different, patented and fine. \$13.50 (sent express collect).




1619. A modern case for a modern man. Fine bison grained case of genuine sheepskin. Completely equipped, and has hookless fastener on three sides. 9 x 7 3/4 x 2 inches. Compact and convenient. \$6.75.




229. Imported Scotch Clan Scarf for boys and girls. Warm soft wool, fringed ends. 43 inches long. \$1.00. Three for \$2.85.




1218. Two diamond cut crystals, pendant from a delicate sterling silver chain. 15 1/2 inches long. 50c.



874. Miniature Alpine Taper. 6 1/2 inches tall. Wrought-iron holder. The candle coil is flexible. Pull it up as it burns. Captivating singly or in pairs. Christmas red and other colors. \$1.00.



255. Twelve Christmas folders: soft satin-like reproductions of actual Christmas photographs taken in Switzerland. For the 12 cards and envelopes, 50c.



675. A small roulette set to pep up your parties. Wheel, cloth chart, paper money and chips. Complete for \$1.40.

WRITE for FREE Catalogue



Robert W. Kellogg, Inc. 14 Park St. Springfield, Mass. Send me FREE your 1933 Catalogue of "Unusual Gifts".




Devices for American Homes



CAST-iron cooking utensils are now finished in chromium which makes them impervious to rust or stain. The skillet shown above is so finished, and has a self-basting, cast-iron, chromium-finished cover which is practical and durable, as well as good looking. There is a wide range of prices and sizes, the No. 8 skillet shown being \$1.90, the cover \$1.75. From House Furnishing Department, John Wanamaker, New York City.

Any of these articles can be ordered by sending a check or money order to the firm names given below. For any further information write Diana North



SCIENTIFIC research often finds labor saving ideas in small things. For instance, here is an electric iron that has its handle at an angle found to be the least fatiguing for the user. In addition to this new and excellent feature it has a built-in safety switch and a sponge rubber grip. The finish of the iron is all chrome, and there is a guaranteed cord and an unbreakable rubber plug. Price \$7.75. Lewis & Conger, 78 West 45th Street, New York City.



THIS newly-designed Ciné-Kodak Eight holds 25 feet of 16-mm. film, but quadruples the number of images recorded, taking on this short length enough pictures to run four minutes on the screen, equal to the projection of 100 feet exposed in other cameras using 16-mm. film. This is the lightest, smallest home movie camera with a film capacity for four minutes' projection, and the special 25-foot rolls of film have a fine-grained panchromatic emulsion coating that assures a clear, sparkling screen image. The price of the camera is only \$29.50; complete outfit of camera and projector \$52.00. The film is \$2.25 a roll. Eastman Kodak Company; for sale at all Kodak stores.

AFRAYD of fire in the home? Who isn't? Well here's a precaution no householder will want to be without. It is a "Firemaster," a perfectly sealed extinguisher whose contents will never evaporate. It is 10½ inches long, filled with carbon tetrachloride which is non-injurious to fabrics, safe to use on electrical fires, and especially effective on gasoline or oil fires. The first turn of the handle breaks the seal. Non-refillable. Fine for motors. \$2.50 from Firemaster Company, 682 Sixth Avenue New York City.





SHUR-LOCS safeguard children from falling out of windows and protect the family in general as entrance from the outside is impossible. Shur-Locs are placed directly beneath the upper window sash with extension bars set against the window runways and locked into place. They may easily be unlocked and removed when desirable, and, as no bolts, screws, nails, etc. are used there is no damage to paint or woodwork. Each window guard made to order. Information and demonstration if desired, from Shur-Loc Window Guard Corporation, 216 East 26th St., New York City.

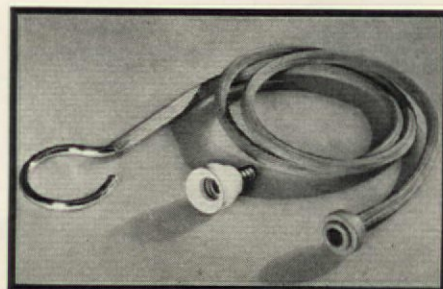


LOSE your temper opening jars? Uneconomic and unpleasant. No need for you to do so any longer. There's a device that takes the tops off as easily as falling off a log. A twist of the handle and off they go. It is heavily nicked and has an enamel handle riveted on. These top removers cost fifty cents each from Home Gadgets Company, 200 Fifth Ave., New York City.

THE Clay Sunshine Drier (below) has many advantages, which include a galvanized rust-proof centerpost, exceptionally durable arms of Norway pine with a bright finish, and extra-strong flat steel braces of finished black enamel. The line itself is 135 feet long, and is made of long fibre, twisted cotton. The drier turns in the breeze, allowing each piece of clothing to get the full rays of the sun. The drier is collapsible for storage when not in use. \$15.00 express prepaid from the factory. Clay Equipment Corporation, Cedar Falls, Iowa.



ANOVEL bath spray with which you may focus the stream of water where you want it has the happy name of "Showers." It gives a brisk, stinging shower, or a gentle shampoo. Can be hung on any bathroom fixture easily, and packs into a small space. Tubing in four colors: white, blue, green, and rose, with chromium plated spray head. Rubber adaptor fixture for modern faucets. With adaptor \$1.25; without it, \$1.00. Send check or money order to The Baby's Spray-Tray Company, 505 Court St., Brooklyn, New York, or may be purchased at leading department stores.



HELPFUL BOOKLETS

ARE YOU faced with some problem in constructing, remodeling, furnishing, or equipping your home? There are many helpful ideas and suggestions contained in the literature of reputable manufacturers.

Read the advertisements in this issue carefully and request literature direct from the advertiser wherever possible. Then, if you do not find what you are looking for, scan this list.

THE AMERICAN HOME acts as a clearing house between reader and manufacturer. You can order the booklets you wish on the coupon at the bottom of this page. We will forward your name and address to the manufacturers involved, and they will send their literature direct to you.

Building Material & Equipment

<i>Bathroom Fixtures, Plumbing Supplies</i>	<i>Paints & Varnish</i>
RUST PROOFED	SHINGLE STAIN
American Brass Co. 217	Samuel Cabot, Inc. 160
ONE PIECE WATER CLOSETS	<i>Portable and Ready Cut Houses</i>
W. A. Case & Sons 568	PLANS OF CUT HOMES
<i>Garbage Incinerators, Sewage Disposal & Water Systems</i>	The Gordon Van Tine Co. 341
D. L. RESIDENCE WATER SYSTEMS	<i>Roofing and Shingles</i>
Delco Appliance Corp. 683	COLOR IN ASBESTOS SHINGLES
<i>House Building Materials</i>	Johns-Manville, Inc. 14
LOG CABINS UP TO DATE	BEAUTIFY YOUR HOME—INEXPENSIVELY
Shelvin, Carpenter & Clark 612	Johns-Manville, Inc. 677
HOW TO PANEL A ROOM WITH KNOTTY PINE	THE NATURAL CHARM YOUR HOME DESERVES—
WORKING DRAWINGS & ESTIMATES	THE BEAUTY OF ROOFING SLATE
Shelvin Pine Sales Co. 752	Colonial Slate Co. 741
<i>House Wiring Installation</i>	<i>Windows, Doors & Screens</i>
HOME OF A HUNDRED COMFORTS	CONVENIENCE IN SCREENS
General Electric Co. 500	Rolacreen Co. 352
<i>Insulating Materials</i>	QUALITY IN GLASS FOR WINDOWS
THE QUILT BOOK	Libbey-Owens-Ford Glass Co. 670
Samuel Cabot, Inc. 397	<i>Walls & Floors</i>
HOME INSULATION	COLORFUL WALLS FOR BATHROOMS AND KITCHENS (TILE BOARD)
Johns-Manville Co. 616	Johns-Manville, Inc. 678
IT SAVES—IT BUILDS—IT INSULATES	<i>Awnings, Porch Shades & Blinds</i>
Johns-Manville Co. (Wallboard) 679	COOLMOR PORCH SHADES
NEW HOME COMFORT AT LOWER COST	Raymond Porch Shade Co. 708
Armstrong Cork & Insulating Co. 724	

House Furnishings

<i>Drapery & Upholstery Fabrics</i>	HOW POSTORIA GLASSWARE IS MADE
DRAPERIES AND COLOR HARMONY	Fostoria Glass Co. 751
Orinoko Mills 75	<i>Furniture</i>
BRIGHT NEW WAYS TO DRAPE YOUR WINDOWS	THE FRIENDLY CHARM OF COLONIAL FURNITURE
Marshall Field & Co. 719	Conant-Ball Company 608
<i>Floor Coverings and care of</i>	<i>Kitchen and Laundry Equipment</i>
BEAUTIFUL FLOORS (WAX)	THE GENERAL ELECTRIC REFRIGERATOR SIMPLIFIED BUDGET BOOK
A. S. Boyle Co. 50	General Electric Co. 665
FOR THAT NEW HOME OF YOURS	DELCO GAS—MODERN COOKING & HEATING SERVICE FOR THOSE BEYOND THE CITY MAINS
Armstrong Cork Co. 83	Delco Light Co. 686
FACTS YOU SHOULD KNOW ABOUT THE CARE OF RUGS & CARPETS	<i>Wallpaper and Wall Coverings</i>
Clinton Carpet Co. 156	WALL COVERINGS (SANITAS)
GIVE YOUR FLOORS A FRESH START IN LIFE (DOUBLE X FLOOR CLEANER)—(SAVABRUSH RESTORES OLD PAINT BRUSHES)	Standard Textile Prod. Co. 78
Schalk Chemical Co. 750	MORE CHARM IN THE HOME BY FOLLOWING A FEW FUNDAMENTALS OF INTERIOR DECORATION
WOOLEN RUGS	Columbus Coated Fabrics Corp. 756
Mohawk Carpet Mills 754	<i>Miscellaneous</i>
<i>House Furnishings, Miscellaneous</i>	TWO GOOD CLEANERS
NORTH STAR BLANKET AND WAMSUTTA SHEET CATALOGUE	Hygienic Products Co. 671
North Star Woolen Mills Co. 665	
THE GLASS OF FASHION (TABLE DECORATIONS)	
Fostoria Glass Co. 135	

Gardens and Grounds

<i>Garden Furniture, Fences, Decorations</i>	PEAT MOSS—OUTLINE OF ITS USES
PRESERVE THE CHARM OF YOUR HOME	Atkins & Durbrow, Inc. 698
Stewart Iron Works Co. 371	GARDEN ENEMIES—HOW TO CONTROL THEM
THE NEW LINCRRAFT BOOK OF FENCES & FURNITURE	Hammonds Paint & Chemical Co., Inc. 737
New Jersey Fence Co. 700	STAR GUIDE TO GOOD ROSES
A MASTER CRAFTSMAN SUGGESTS WAYS TO ENRICH HOME LIFE	Conard-Pyle Co. 723
Cyclone Fence Co. 418	HOW TO KILL ANTS & PLANT INSECTS
<i>Gardens</i>	McLaughlin Gormley King Co. 509
INSECT PESTS, INDOORS & OUT	MANURE! MORE MANURE!
Antrol Laboratories, Inc. 336	Adco 742
GARDENING SUCCESS	<i>Garden Equipment</i>
Swift & Company 577	LAWN MAKING EFFICIENCY
THE SEEDING AND CARE OF LAWNS	Modern Machine Works 614
O. M. Scott & Sons Co. 537	GOLF GREEN BEAUTY FOR YOUR LAWN
HOW TO PLANT THE HOME GROUNDS	Cooper Mfg. Co. 615
National Home Planting Bureau 632	LAWNS BEAUTIFUL
SUCCESS IN LANDSCAPE GARDENING	Jacobsen Mfg. Co. 636
American Landscape School 635	NEXT BEST TO RAIN
	Double Rotary Sprinkler Co. 755

For my information only, will you please state briefly, the plans you have in mind which lead to your request for booklets.—HEARTHSTONE EDITOR

HEARTHSTONE EDITOR, THE AMERICAN HOME, GARDEN CITY, N. Y.

1. I am planning to.....

2. Please send (at no expense to me) the following booklets:
(Insert numbers from list)

Name.....

P. O. Address.....

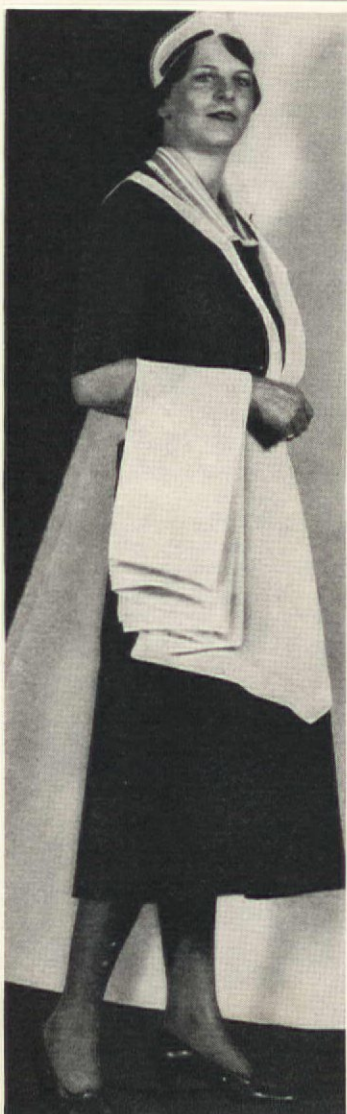
City.....State..... Oct. 32

IN COUNTLESS WAYS SHE CREATES YOUR COMFORT

We wonder, reader, if in your traveling about you have ever been aware of how much the lesser employees of a hotel contribute to the total of your comfort?

You have undoubtedly seen a Statler maid* moving down the hall with her supply cart, tapping gently on some doors, moving softly away from those behind which guests still sleep. Perhaps you have actually watched one at her work. If you have, you have surely thought, "I should like to have as deft a servant in my house."

For these Statler maids are deft... and for a reason. They're taught! They have a routine to follow that eliminates all waste motion and insures every job being done. It puts order in their work of picking up papers, making beds, running the vacuum cleaner, dusting, and replacing soiled towels and used soap.



Let's look in a room. Here is one where the maid is about to make the bed. See, she turns the inner-spring hair mattress, adjusts it on the deep box springs, smooths out the mattress protector, spreads the quilted pad. Then she puts on the sheets—snowy white sheets that smell so clean and fresh. Then the soft blankets. She fluffs the down pillows and covers the immaculate inner slips with outer cases and lays them in their place. Now she takes the spread and covers all, tucks all in, gives the bed a final pat or two, and steps back to survey her work.

She's proud of that bed. She knows how good a bed it is and how pleasant it's going to feel because she's made it well. She takes such prideful interest in all her humble tasks. Her bathrooms must sparkle, her mirrors shine. For she's an inborn housekeeper and realizes that it's her job to make you enthusiastic over the cleanliness and comfort of your Statler room.

*73% of Statler stockholders are employees.

HOTELS STATLER

where "The guest is always right"

BOSTON BUFFALO

CLEVELAND DETROIT ST. LOUIS

in NEW YORK, Hotel Pennsylvania

Beauty that lasts!

Most window draperies fade out long before they wear out. And the sad part is that you can't tell, until they're bought, and made, and hung at your windows, whether you really got your money's worth, or just made another big mistake.

Don't take chances. You don't need to. When you buy draperies insist that they be Orinoka Sunfast, then you will have the assurance that you're getting all you've paid for . . . and more.

Attached to every bolt of Orinoka Sunfast Draperies is a tag with this unequivocal guarantee: *If the color changes from exposure to the sun or from washing, the merchant from whom you bought the material (or made-up curtains) is hereby authorized to replace them with new goods, or to refund the purchase price.*

We have a most interesting booklet of interiors, filled with timely suggestions, and profusely illustrated in color. May we send you a copy? It's free. Just mail the coupon.

Orinoka SUNFAST DRAPERIES

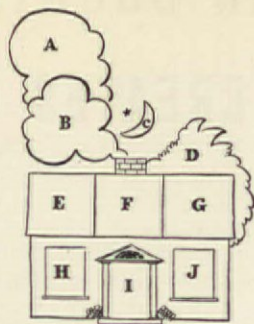
COLORS GUARANTEED SUN AND TUBFAST

THE ORINOKA MILLS
183 Madison Avenue, New York City
GENTLEMEN: I should like a copy of the free Orinoka booklet C-2

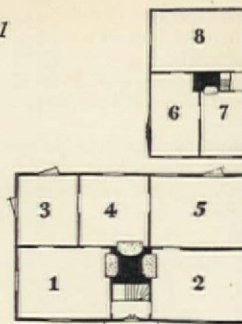
Name _____
Street _____
City _____ State _____

New chintzes and wall coverings

Continued from page 251



KEY TO PATTERNS ILLUSTRATED



A—A fresh gay pattern of bright flowers in natural garden colors on white glazed chintz would make any room cheerful and sparkling. The material is #8194, 30 inches wide, and costs 89 cents a yard. Other background colors are yellow, blue, and a slightly mottled tan. Chintz Shop, R. H. Macy & Co.

B—This is a new fabric which is specially handsome and suitable for clubs or men's rooms where a sturdy material is needed. The design is called "Peonies," and is printed on semi-glazed linen. It comes also on semi-glazed chintz and on plain linen. It is 36 inches wide and costs \$1.15 a yard. The color range is henna, green, eggplant, tête, yellow, tan, and blue. Waverly Fabric, #260084, from F. Schumacher & Company.

C—A novelty just from the mill is this unusual Rodier design photographed on cotton duck. It comes in a range of green, red, rust, honey, blue, and brown. The fabric, #211305, is 36 inches wide, and costs 75 cents a yard. A Waverly Fabric, from F. Schumacher & Company.

D—The charm of old needlework is reproduced in "Valois," a beautiful 50-inch wide semi-glazed chintz on which the naïve flowers and foliage are printed in rich, decorative colors on a range of backgrounds which include écru, green, buff, tête, natural, gold, and gamboge. The number is 211011, and the price is 65 cents a yard. A Waverly Fabric, from F. Schumacher & Company.

E—A gorgeous Indian design excellent for use in decorating a boy's room is called "Navajo," and comes in a great variety of brilliant colors. The colors are all varied in each of the ranges, but the predominating ones run as follows: red, rose, and blue; green, orchid, and tan; orange, black, and green. The design shown has tan, scarlet, green, black, yellow, and blue in it. The fabric is #77557, 36 inches wide, and costs 25 cents a yard. From Marshall Field & Company, Chicago, Illinois.

F—A gay little sprigged design on semi-glazed chintz would be charming with maple furniture and is named "Wakefield," which is taken from Washington's birthplace in Virginia. The delicate little clusters of roses may be chosen on backgrounds of orange, lavender, green, natural, and eggplant. It also comes on taffeta rayon. It is 39 inches wide; the price is 35 cents a yard. From Marshall Field & Company, Chicago, Illinois. The number is 75857.

G—A jolly French Provincial check is 36 inches wide and comes in a range of five colors: green, yellow, rust, red, and brown. It may be glazed or

plain, as you like, and the price is 65 cents a yard. The number is 200783, and the material is a Waverly Fabric, from F. Schumacher & Co.

H—A lovely, quaint pattern of bright garden flowers includes rambling sprays of the old-fashioned blossom which gives its name to this semi-glazed chintz. It is "Campanula," and it may be chosen from a group of colored backgrounds which include peach, natural, rust, black, orange, and green. The number is 41231, the width 39 inches, and the price 50 cents a yard. From Marshall Field & Company, Chicago, Illinois.

I—A very charming design new this fall is called "The King of Rome," and shows various delightful French scenes and people of the Napoleonic era. The colors are natural on various fresh tones of ivory, rose, jaune, eggplant, jade, parchment, and Nile. #66459, 36 inches wide. In chintz \$1.15; in linen \$1.50. From F. Schumacher & Company.

J—A charming design adapted from an old Victorian document is called "Eversleigh." It is semi-glazed, 35" wide, and may be bought with a choice of backgrounds which include Provincial red, seagreen, two tones of gray, old blue, gold, and eggplant. #29316, 65 cents a yard. Marshall Field & Co., Chicago, Illinois.

1—The cool formality of a charming Colonial hallway or living room is suggested by this wallpaper with its design of squares formed of conventionalized leaves, each one enclosing a quaint classic unit of a vase, an open box, arrow and wreath, bunch of grapes, or flowers and cherries. The colors are rust and green on gray, or it may be had in tones of brown on light sepia. #13377-B, 18 inches wide, \$2.75 a roll, from Richard E. Thibaut, Inc.

2—A washable wall fabric, which is 48" wide, shows a charming toile design in rose-taupe on a cream background. Here are small landscapes, each showing an authentic example of New England architecture, set off by decorative swags of seaweed, with anchors, shells, lanterns, and other nautical emblems. This design comes also in soft blue on cream. Price 45 cents per yard. Wall-Tex Columbia Coated Fabric Corporation.

3—A spirited imported wallpaper shows a brilliant design of soaring city turrets, a dashing yacht, and exotic trees, and human beings around which we can weave an adventure story of thrilling import. The design amusingly suggests appliqué, and is done in rich reds, yellows, and purple with black and grays. I# L 20803 A L Z. \$1.88 a roll, from W. H. S. Lloyd Company.



Mashes and whips potatoes, turnips, squash in a hurry.



Juicer can be removed after using or left on as you wish.

The Food Mixer That Does More Things Better

Now chops food, grinds meat, sharpens knives

Mixes
Mashes
Whips
Creams
Stirs
Beats
Extracts
Fruit
Juice
Chops
Grinds
Blends



MIXMASTER



New chopper-grinder attachment slips in place easily.

Owning Mixmaster is just like having a whole staff of servants at your beck and call. From blending delicious mayonnaise to mixing cakes, this marvel does all the work itself. Has powerful 4-speed motor, salad oil dripper, 2 beautiful green bowls, new food-chopper meat-grinder attachment. Even a power can opener and knife sharpener. It's the EASY TO USE food mixer that BEATS EVERYTHING. See it at your electric light company or dealers. If not there, write Chicago Flexible Shaft Co., 5607 Roosevelt Rd., Chicago. 42 years making quality products. Mixmaster is one of

Sunbeam THE BEST ELECTRIC APPLIANCES MADE

KEEP LAMP & RADIO WIRES OFF FLOOR

NEW EASY WAY A neat job instantly. No damage to woodwork. No tools needed. Set of eight colored clips to match your cords. 1 uc.

JUSTRITE PUSH-CLIP

Fits Back of Moulding if your 10c store or hardware dealer cannot supply you, mail stamps to us JUSTRITE MFG. CO., 2072 Southport Ave., Chicago, Ill.



260 Home Plans \$3.50 Postpaid

700 photos and floor plans of intensely interesting American and English colonial homes, cottages and bungalows costing from \$1000 to \$30,000. Size of rooms and building, approximate cost to build and cost for plans and specifications. You cannot afford to build or remodel until you have seen these books.

FREDERICK H. GOWING, Architect
101 Tremont Street Boston, Mass.

130 Complete House Plans The Book of Beautiful Homes "A NEW EDITION"



FREE ESTIMATING SERVICE with this amazing collection of latest designs in American, Spanish, English and Colonial Homes, costing from \$5000 to \$50,000. Each design on a page 9" x 12". Edition limited.

Pay postman \$1.00 on delivery, plus postage.
Andrew C. Borzner, Architect
719 Walnut Street, Philadelphia, Pa.



New chintzes and wall coverings

4—This stunning Early American wallpaper was copied from the original on the walls of an ancient house in Meredith, New Hampshire. The background is a rich, brilliant blue, with the lacelike wreath in pure white, and the ambulatory couple in soft rose, gray, greens, and white. \$1.70 a roll, from Thomas Strahan Company.

5—A wall covering with a washable, permanent oil finish shows a new design of pastoral scenes in tones of rose-rust with green trees and foliage on a background of soft tan. There is also a wide range of other color combinations, brown, blue, green, and wine-colored motifs on a tan ground, gray on gray, and green and wine on yellow. Salubra wall covering, 50 inches wide, \$3.75 per single roll, from Frederic Blank & Co.

6—A gay and amusing wallpaper

suitable for a nursery has a pale green background with naïve and brightly colored flower baskets, windmills, and various fauna and flora from the intriguing world of Make Believe. #7452, 40 cents per roll. Mayflower Co.

7—A heavenly blue forms the background of this paper which is sprigged with tiny gray-white figures, on which are spaced larger motifs of delicate French pottery in soft gray and white. \$1.32 per roll. It comes in green and rose on cream, two tones of grays on peach, taupe on cream, and several other combinations. M. H. Birge and Sons Wallpapers.

8—A washable wall covering is ideal for nursery walls. Cream background with natural colors. 48" wide. #A4915, "Sanitas," from the Standard Textile Company. \$1.52 per three-yard roll which is equivalent to a single roll of wallpaper.

Setting your own stage

Continued from page 234

heavier material. Where stiles and rails joined, they were frequently tenoned together and joined with pegs so that a whole section of paneling was structurally independent of the wall which it covered. Any modern cabinetmaker follows this method to-day unless in the interest of economy the joining of stiles and rails to form a framework holding the panels is neglected in favor of the cheaper method of nailing these pieces to the foundation wall with no other structural connection between the parts.

The plank forms of paneling, which are so characteristic of early American and Colonial work, were, of course, invariably of solid boards, usually moulded at the edges to introduce a decorative note. They were installed vertically on all walls except north walls, and this latter variation is attributed to an amusing belief that horizontal boards made a tighter and warmer protection than vertical planks.

Of the traditional decorative materials there remain only stone and brick masonry, and ceramic tile.

These materials are identical in form to-day to those employed many centuries ago; they still possess that charm of vigor and strength which warrants their use wherever they combine a structural or utilitarian purpose with a decorative function. In the modern home it is entirely appropriate for a sunporch to have its walls entirely of brick or stone if the house itself employs these materials, or to use either of them in completing the walls of a basement recreation room.

It is sometimes amazing to appreciate that so many of the materials used by our remote ancestors are still available for modern homes, and that the methods of employing these materials are literally unchanged. Many new materials, however, have been introduced; some of them producing totally new decorative effects; others producing traditional treatments at lower cost, and still others having familiar appearance but possessing qualities that make them more durable or less difficult to employ than the products they resemble.

Try soap and water

Continued from page 249

working through. The usual type of heavy ticking, however, will not require starching.

Blankets are most easily handled in an electric washer but if one is not available a suction cup hand washer may be used. Either is really better for the blanket than washing by hand for it overcomes the temptation to rub—and a woolen blanket should not be rubbed. Rubbing causes the tiny, almost microscopic, scales of the wool to hook over each other thus resulting in shrinkage, matting, and hardening of the fabric.

Wool, being an animal fiber, is easily affected by heat and chemicals so in preparing the suds for your blanket have the temperature *lukewarm*—not hot—and use only the soap flakes or granules that you would select for your finest laundering. Work up plenty of suds before immersing the blanket. If the wash water becomes quite dark follow with a second washing in clean suds. Then rinse at least three times in

clear warm water the exact temperature of the wash water. If the water in your locality is exceptionally hard the addition of borax to the rinse water will prevent the formation of a sticky precipitate which, of course, would harden the blanket.

Do not twist the blanket to extract the water. Putting it through a wringer with the rolls loosened a bit or whirling it in the extractor of an electric washer is the best treatment for it, but if you have neither simply squeeze out the water. Hang the blanket on a line with the weight evenly distributed on each side, and during the drying change its position once or twice. Better still, if convenient put the blanket over two lines for better circulation of air. For best results drying should be fairly rapid, so wait for a clear, windy day for the process and keep the blanket out of the sun. When it is completely dry brush up the nap with a soft bristle brush and the blanket is once again ready for service.

Streaks...Spots
Quickly Washed Away!
Walls that Stay Beautiful!

LOOK at your walls—above the radiators or registers—and back of your pictures. Ugly dust streaks quickly gather. And in homes where there are children, finger marks and grease spots are hard to prevent.

Soil marks of all kinds are quickly removed from Wall-Tex, the modern coated fabric wall covering. Simply use mild soap and water. The ease of cleaning—and the results—will amaze you. Repeated washings do not harm the beautiful pastel colorings or the soft, lustrous finish. Wall-Tex canvassed walls retain their original beauty for many years. Distinctive patterns for every room. Colorings to harmonize with any decorative scheme. New low prices.

Ask your decorator or dealer for Wall-Tex—or mail the coupon for newest samples and free booklet on interior decoration.

WALL-TEX
fabric WALL COVERINGS



Free!

COLUMBUS COATED FABRICS CORPORATION
Dept. T-10, Columbus, Ohio

Send free samples of newest Wall-Tex patterns and illustrated booklet containing color chart and many suggestions on interior decoration by Virginia Hamill.

Name _____

Street _____

City and State _____

It's sheer extravagance to let rugs wear out
... now that
Ozite prices are reduced!



Down go Ozite prices—within the means of everybody—for every rug! You can make your old rugs feel softer than new with Ozite Cushions—and eliminate rug bills for many years to come.

But be sure you get OZITE! Don't believe that every rug pad is Ozite. There is only one Ozite—and it's the only cushion you'll want in your home once you know the difference.

Ozite is made of selected HAIR—not jute or a mixture of fibres. It is permanently MOTHPROOF—made absolutely odorless by the exclusive "Ozonizing" process. And remember that Ozite alone is GUARANTEED TO SATISFY... Reasons enough to insist on genuine Ozite! Look for the name impressed on every cushion!

Ozite
REG. U. S. PAT. OFF.
RUG CUSHION
There is only one "Ozite"—Look for this trade-mark

CLINTON CARPET COMPANY AH-102
Merchandise Mart, Chicago, Ill.

Please send me FREE a small sample of OZITE Rug Cushion. Also your free booklet, "Facts You Should Know About the Care of Rugs and Carpets."

Name _____



Address _____

City _____ State _____

Shop Windows of To-day

by DIANA NORTH

IT IS unusual to find a wood basket that is both good looking and imperishable, but here is one which will withstand years of the hardest use and still be in fine condition, for it is made of sheet iron, with riveted handles and feet. It is 22" long and 12" wide, and the handsome solid brass binding goes all around it, and forms the gracefully curved feet. Price \$6.50 express collect. From H. TUTTMAN, 103 Allen St., New York City.



Here is a great bargain in a zipper-topped bag of soft, brown cowhide leather, lined with brown suede cloth and having an inside pocket and ring handles attached with strong tabs. The dimensions are 10" x 20" with a 10" height. The woman's over-night bag beside it is 9½" x 14", and is covered with a strong fabricoid which looks exactly like leather. It is lined with cream moiré and has three pockets and two strong bronze locks. There is a convenient mirror attached to the lid, and in the moiré-covered loops made to hold them are two crystal toilet bottles with gilt screw tops. This bag is \$7.00, and the man's bag is \$15.00. Either will be delivered free in the metropolitan district; outside that they will be sent express collect. HEATHER-MATHEWS COMPANY, 411 Fifth Avenue, New York City.

LENDS CHARM to the BOUDOIR



Just a touch—but these lamps transform an entire room.

\$7.50


Per Pair
Complete
Postpaid

Hobnail crystal glass bowl and cast brass base in pewter or yellow brass finish. Irish lace shade 8" diameter, comes in Orchid, Green, Pink, Blue, Peach, Yellow. Height overall 14".


THE boulevard shop
141-05 Northern Blvd., Flushing, New York



These authentic old carriage lamps from Kentucky are black with the original old glass lenses, two green and one clear. They have German silver mountings and have hooks for hanging them direct to door frame or to posts. Price complete (express collect) with original candle, \$8.50 per pair; wired for electricity, \$10.00 per pair. E. C. MATTHEWS, OLD KENTUCKY CARRIAGE LAMP CO., Jefferson County, Kentucky.



Delicate little handkerchiefs of fine linen are 9½" square, and may have any name you wish done in the border in that exquisite filet tiré work in which the women of Porto Rico excel. Both the white handkerchiefs and the pastel colored ones are lovely and would delight any woman. A gift of six or a dozen would make a most acceptable Christmas gift, too. You may order the white ones at 65 cents each, or \$3.50 for six, and the colored ones for 75 cents each, \$4.00 per half dozen. The color range is peach, soft blue, almond green, buttercup yellow, lavender, and champagne. From the PORTO RICO STORE, 347 Madison Avenue, New York City.



STUDY INTERIOR DECORATION AT HOME

FOUR MONTHS PRACTICAL
TRAINING COURSE

Authoritative training in selecting and assembling period and modern furniture, color schemes, draperies, lamp shades, wall treatments, etc. Faculty of leading decorators. Personal assistance throughout. Cultural or Professional Courses.

Home Study Course

starts at once: Send for Catalog 12C

Resident Day Classes

start Oct. 3rd: Send for Catalog 12R

**NEW YORK SCHOOL OF
INTERIOR DECORATION**

578 Madison Avenue, New York City

YARD INCINERATOR and RUBBISH BURNER

Of heavy aluminum-fused metal—will last for years—burns paper, leaves, grass, garbage, etc. Lights at top—burns downward—requires no fuel. Sparks cannot escape. Ashes removed from bottom after several burnings, and act as

plant fertilizer. Solves garbage problem wherever no disposal is available. No. 1 Size holds 1½ bushel, wt. 60 lbs., price \$15.50. No. 3 Size, 3 bushels, wt. 115 lbs., price \$28.85. No. 6 Size, 6 bushels, wt. 175 lbs., price \$49.50. F. O. B. South Bend, Ind.



Approved by
Good
Housekeeping
Institute

PRICE
\$15.50

F.O.B. Factory
cash with order

The Malleable Steel Range Co.
South Bend, Ind. Dept. H-10

BRASS

TOWN

Solid Brass Real Colonial Reproduction 17½" high

\$8.50

Shipping charges collect.

Write for catalogue A—showing assorted selection of
coal buckets fire screens
wood baskets fire tools and fenders

HUTTMAN 103 Allen Street
New York

Shop Windows of To-day

**English Harp
Candlesticks**
of
solid brass, standing 11½" high and of unusually fine workmanship and design
\$5.00 a pair
Postpaid
Wiener's Brass Shop
85 Allen St., New York




May we send you our interesting catalogue showing illustrations of fireplace accessories and hand made brass and copper products

**NEW CHRISTMAS
CARDS and Charming
GIFTS from Old Salem**

Free Booklet Write at once for this free illustrated booklet from our Treasure House of Gifts in Old Salem. It pictures the most delightful greeting cards and unusual low-priced gifts.

Daniel Low & Co.
216 Essex Street
Salem, Mass.



**ANNOUNCE
YOURSELF**
with your name on a strikingly attractive, rich looking gumwood nameplate.

Genuine gold leaf letters (not gilt paint) on a black background. Bevelled edges, will not tarnish; weatherproof, lasting. Just the thing for Homes, Estates, Farms, Camps, etc.

\$2.75 Postpaid and any name desired.
(Steel stake included.)

Equipment Supply Corporation
11 West 42nd Street New York

Illustrated circular free on request.



**Have You a
Sense of
Humor?**

If so, you ought to have a donkey too. He's very funny. We call him "EL PLUTO." You press his ear, he wags his tail and out pops a cigarette. Surprises everybody and may even shock a few but will cause more laughs than any \$10.00 bridge prize or table ornament. Send to:

ONLY \$1.50 delivered

HOME GADGETS Dept. 11
200 Fifth Avenue New York, N. Y.

Money back if not completely satisfied



ENDS CALLOUSES

They Gently Fade Away
Corns and Calluses yield at once to the wonderful medication in this thin, comfortable adhesive fabric. You walk, play, dance in comfort. No more nagging foot pains. This soothing

Medicated Adhesive Surface
absorbs all hard growths without injury to healthy tissue. Antiseptic, healing. Big spool, 60 square inches, sent \$1.00 and if not satisfied after trying get full refund.

COMFITAPE LABORATORY
Box A-10 Burlington, Vermont

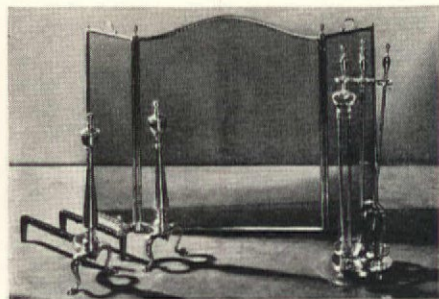
Medicated Comfitape




Ivy Wrought Iron Bracket

Ivy Wall Bracket of wrought iron—stand, 18" high, 14" wide. Two candlesticks balance either side—includes lovely green or amber ivy bowl. \$3.00 express collect, without candles.

Lily J. Kroboth
3750-82nd Street
Jackson Heights
Long Island

We feel fortunate in being able to offer you this complete set of screen, andirons, and fireset for \$25.75. The solid brass polished andirons, 22" tall, are \$9.00 a pair. The three-paneled fire screen, of black square mesh, with a solid brass rim around each panel (the middle panel is 26" x 31", and each side panel 13" x 28") with tiny brass urns to match the fireset costs \$10.50. The four-piece brass fireset consists of a stand 28¾" tall, and a shovel, poker with an iron tip, and a pair of tongs all 27" long, all in polished brass, \$8.50 complete. Express collect from ADOLPH SILVERSTONE, 21 Allen St., New York City.



The box at the left, a brilliant Chinese red, holds 24 sheets of note paper 4" x 5½" with an ¼" scarlet border, and 24 envelopes to match. The paper has a tiny self plaid allover design. \$1.10 postpaid. The box at the right is also Chinese red, with a decorative whitecock on it and the legend "Cocktail Napkins" both in white. It holds four dozen imported paper napkins, 9½" square, with fluted edges, and a small cock printed in orange, scarlet, green, and blue—a dozen of each color. 85 cents postpaid. From AMY DREVENSTEDT, 31 East 10th St., New York City.

Here is the most unique pillow I ever saw. It is called a "Six-Way" pillow since it has three unequal angles and sides of three different heights which permit you to adjust it to six positions. It is covered with brocaded fabric in a choice of green, blue, orchid, or rose, with seams edged in black. It is also made in bright waterproof coverings for outdoor use. There is a loop to carry it by, a pocket to hold trifles, and a filling of prime kapok. Price \$5.00. Made by the BARCALO MANUFACTURING COMPANY, Buffalo, New York, and may be ordered through your dealer.



WARM TOUCHES FOR FALL

**Hammered Brass
COAL
SCUTTLE
\$6.50**



**Solid Brass
CANDELABRA
\$3.50
Pair**



Insure warmth and cheer for cold, dark winter evenings. The coal scuttle has a 13" opening and is 9" high with movable handle. Candelabra stands 8" high and is 6½" wide with attractive Lion design. Purchased separately \$2.00 each.

● Send for your copy of our new catalogue R 10 with countless new items at new low prices.

ADOLPH SILVERSTONE
Est. 1898—"Oldest Shop in Brasstown"
21 Allen Street New York, N. Y.

**Indiana's Finest Old-Time
COUNTRY HAMS**

Can Now Be Enjoyed by Fastidious people Everywhere

An Indiana farmer has gained National Fame, producing these *delicious—tender—juicy—and most sumptuous hams. Such flavor! Such lusciousness!* can not be purchased in stores.

They are mildly sugar cured and hickory smoked in the good old-fashioned way, requiring weeks and weeks.

They come to you direct from the farm. Sizes 12 to 16 lbs. Price 50c per lb. postage paid. Satisfaction or money refunded.

Ready for delivery Nov. 1—Order early

RIVER BEND FARMS
Elkhart, Ind. R. D. 1, Box 140



THE OLD HOMESTEAD
Winter Scene at River Bend

COPPER... PEWTER... IRON...

Unusual!



No. MC983. With the fireplace coming back to its former glory, andirons like these are an obvious requisite to a well-planned home. These are of solid polished brass 17" in height. Curved shanks. **Pair \$8.00** Express collect.....

B. PALESCHUCK
"The House of Metal Ware"
37 Allen Street New York City
Catalog M27 on request
(104 pages of suggestions)

ANTIQUES AND REPRODUCTIONS IN BRASS...



Our Dutch Windmill with "Tulipdom" in background.


"Greetings from Tulipdom"

is the title of our catalog offering Tulips and other imported bulbs in order of their relative merit. It tells about the finest Daffodils grown in our own nursery on Long Island. And

"Bulbs in a Class all Their Own"

will be on hand here at "Tulipdom" by the time this message reaches you. Please ask for special list which, together with catalog, will help you to the most colorful spring garden you ever had.

ZANDBERGEN BROS.
3 Mill River Road Oyster Bay
Long Island, N. Y.
Nurseries at Valkenburg, near Leiden,
Holland, and at
Babylon, Long Island, N. Y.



Here's a rare bargain!

Amazon Collection of Tropical Fishes

This \$13.50 collection \$7.50 for a limited time only

Ten specimens of the most interesting species of tropical fishes. One pair each of the beautiful Angel Fishes, Blue Moons, Red Moons, Zebra Fishes and Dwarf Gourami. All will thrive together in a small home aquarium, and they make a splendid start for an interesting group.

Window Aquarium \$9.50
Regularly priced at \$11.00

Handsome 6 gal. aquarium, especially designed for use in windows. Made of angle aluminum, with slate bottom and double strength glass.

Write for FREE Catalog

Contains many illustrations of fishes in natural colors, and fish culture information that you should have. Send today!

Wm. Tricker, Inc.
2801 Brookside Ave. Saddle River, N. J.
2916 Rainbow Terrace Independence, Ohio

The famous "Dreer Dozen" Roses now offered at \$7.50

(Specially prepared for fall planting)

This great collection of roses has been selling regularly for years at \$1 each, \$11 a dozen. To conform with the current trend of lower prices we now offer them to you at 75c each, \$7.50 a dozen.

The "Dreer Dozen" has been carefully selected for those who wish a limited number of the best varieties that will produce extra choice flowers to cut throughout the season. All are strong, two-year-old, field-grown, dormant plants. Rose growers are becoming more and more in favor of fall planting.

- Betty Uprichard.** Pretty coppery-red.
- Etoile de Hollande.** The most popular brilliant red.
- Miss Rowena Thom.** Deep brilliant rose with gold suffusion.
- Mme. Jules Bouche.** Splendid white.
- Mrs. Henry Bowles.** Splendid brilliant pink.
- Red Radiance.** Bright cerise-red.
- Duchess of Wellington.** Large shapely saffron-yellow.
- Margaret McGredy.** Rich Oriental red.
- Mme. Butterfly.** Soft pink, tinted yellow at base of petals.
- Mrs. E. P. Thom.** The best yellow.
- Radiance.** Popular bright pink.
- Talisman.** Most popular red and yellow cut flower variety.

Any of the above, 75c each, or \$7.50 for the dozen, delivered to any point in the United States.

HENRY A. DREER
1306 Spring Garden Street
PHILADELPHIA, PA.

DREER'S

ROSES

FOR AUTUMN PLANTING

NEW Roses and rare Roses, originated in America and in lands across the seas, are grown in quantity by the producers of the "world's choicest nursery products." Climbing Roses, gorgeous in scarlet, in pearly pink and in soft yellow. Hybrid Teas of the softest pink, cherry-red, scarlet and gold. Old-fashioned Roses that everyone knows. A new folder presenting these Roses at greatly reduced prices, will be mailed on request.

Azaleas

Northern gardens may now have an Azalea display equal to the famous gardens of the South. We now have a supply of *Azalea indica rosea* Hybrids, that warrants us in offering extra choice plants at greatly reduced prices.

Rock-garden Plants

A special group of the daintiest and loveliest gems, which will provide a mass of bloom all summer. We will send

Twelve plants for \$2.50
Thirty-six plants for \$6.00
Trust us to select them.

A new pamphlet (now ready) presents *Roses for fall planting, Rock-plants, Azaleas and Perennials*, all of which are offered at amazingly low prices. A copy will be mailed on request.

BOBBINK & ATKINS
Rutherford New Jersey
World's Choicest Nursery & Greenhouse Products Grown in America

NOW!

One more chance to buy Schling's Quality Bulbs before the snow falls. At this season's **sensationally low prices** you can plant them plentifully and next Spring you will suffer no regrets!—for instance, this superb collection of

Spring-250 Flowering Bulbs \$9.00

That will give you continuous pleasure and bloom from earliest Spring to end of May—not only next year, but for years to come.

- 25 **Snowdrops**, bloom before the snow melts..... \$1.00
- 25 **Chionodoxas** (Glory of the Snow), lovely blue..... .75
- 25 **Crocus**, all colors, the Harbingers of Spring..... .60
- 25 **Scilla Sibirica** (Blue Squills)..... .75
- 25 **Grape Hyacinths**, heavenly blue, truly charming..... .75
- 25 **Narcissi and Daffodils**, big and medium trumpets and lovely Poet's varieties..... 1.50
- 25 **Bedding Hyacinths** in five colors..... 1.65
- 25 **Single Early Tulips** in five named varieties..... 1.25
- 25 **Cottage Tulips** in five named varieties..... 1.25
- 25 **Darwin Tulips** in five named varieties..... 1.00

250 Bulbs Reg. value \$10.50
The above Collection \$9.00—a \$10.50 Value

Very, Very SPECIAL! 4 of the above collections—1000 bulbs \$30—\$42.00 value—for only.....

100 Darwin Tulips \$3.50

Choicest, first-size bulbs, sure to bloom, Schling's Special Mixture made up especially for us from ten of the finest named varieties—not at all the ordinary field-grown mixture usually sold. A \$6.00 value for only..... **\$3.50**

1000 bulbs (A \$60.00 value) for..... \$30

100 Daffodils and Narcissi for Naturalizing and Lawn Planting

Our Old Dominion Collection in choicest mixture of airy and medium Trumpets, Short cupped and lovely Poet's varieties. All first quality bulbs grown in Virginia where their culture has flourished since Colonial days. These bulbs, being native, are fully acclimatized and none better can be grown anywhere. The supply will not equal the demand. *Order at once.*

\$5.50
1000 bulbs (averaging \$50 only 5c. each)..... \$50

ALL BULBS delivered FREE anywhere in the United States

Many other remarkable values in our New Bulb Book—send for your copy!

Schling's Bulbs
MAX SCHLING SEEDSMEN, INC.
Madison Ave. at 58th St., New York City

A brilliant assortment of spring-flowering bulbs

For color and fragrance in your rock garden early next spring, plant *Chionodoxa Luciliae*, *Muscari Botryoides Alba*, *Muscari Armeniacum*, single, sweet-scented Jonquils, single Snowdrops and *Scilla Sibirica*.

Special Combination Offers—6 each of the 6 sorts, \$1.75; 12 each of the 6 sorts, \$3.25; 25 each of the 6 sorts, \$6; 50 each of the 6 sorts, \$11. All prices postpaid.

Dreer's Sextet of Darwin Tulips

Baron de la Tonnaye, vivid rose-pink, or *Clara Butt*, exquisite salmon-pink, 60c. per doz., \$4 per 100.

Farncombe Sanders, rich geranium-scarlet; *Inglescombe Yellow*, the "Yellow Darwin," or *Pride of Haarlem*, old rose suffused with scarlet, 65c. per doz., \$4.25 per 100.

Rev. H. Eubank, soft heliotrope, shaded lavender, 70c. per doz.; \$4.75 per 100.

Special Collection of six popular sorts—3 of each sort, 18 bulbs, 90c.; 6 of each sort, 36 bulbs, \$1.70; 12 of each sort, 72 bulbs, \$3.25; 25 of each sort, 150 bulbs, \$6. All prices postpaid.

Dreer's Autumn Catalog

contains a complete list of the Bulbs, Plants and Seeds which should be planted in the fall, including specially prepared Roses. Write for free copy.

HENRY A. DREER

Dept. D 1306 Spring Garden Street
PHILADELPHIA, PA.

DREER'S

The works of KIPLING never gather dust!

Children beg to hear Just So Stories and Jungle tales; time and again boys devour Captains Courageous and Soldiers Three; their delighted elders revel in his poems; short stories or novels.

Have they a cherished and conspicuous place in your library?
Doubleday, Doran & Company, Inc.

New Low Prices
Burpee's
Bulbs for Fall Planting

Special price-saving offers on Burpee quality bulbs, fully guaranteed. Superb mixtures of all colors: 33 Giant DARWIN TULIPS, \$1.00; 29 COTTAGE TULIPS, \$1.00; 25 BREEDER TULIPS, \$1.00; 15 of the best DAFFODILS, \$1.00; 13 favorite HYACINTHS, mammoth bulbs, \$1.00; 57 CROCUS, \$1.00. YOUR CHOICE of any THREE of these offers for \$2.75. All six offers for \$5.00. We pay postage. Order now for Fall planting.

BURPEE'S BULB BOOK FREE—best guide to Fall planting.

W. ATLEE BURPEE CO.
470 Burpee Bldg. Philadelphia

ROSES
by PETERSON

There are many proved advantages in planting roses in the fall. The experienced amateur and the professional both realize this and secure Peterson's hardened, field-grown roses for fall planting to produce a greater profusion of prize blooms next year.

Send for new issue of "A LITTLE BOOK ABOUT ROSES." Our 28th annual rose catalog. Sent free east of the Rocky Mountains, 25c elsewhere.

GEORGE H. PETERSON, INC.
50 Paradise Road Fair Lawn, N. J.

Take Your Choice from 60 ACRES!

BRAND PEONIES

More than 200 gorgeous varieties... singles, doubles, Japs... all colors, highest ratings... early, midseason, late. ALL PROLIFIC BLOOMERS... the triumph of 65 years' intensive peony culture.

New Fall Catalog, just published, includes BRAND'S Own-Root Lilacs (the new favorite French varieties)... great fields of Iris, Phlox, Delphinium and Oriental Poppies. NEW LOW PRICES... many unusual bargain collections.

—Write—
BRAND PEONY FARMS, Inc.
132 E. Division St. Faribault, Minn.

Garden reminders

North

The Flower Garden—Plant spring flowering bulbs... Roses planted in October in well-prepared beds will give a profusion of blooms in the spring... Put into the coldframes plants to be wintered over... Sow annual seeds and cover soil with screened, rotted manure. You will have flowers in the spring... Protect Chrysanthemums... Take up *Gladiolus*, *Tuberose*, *Dahlias*, and *Cannas*... Cut Straw-flowers and hang them up to dry in heat... Pile up compost material... Get in the last of the perennials before frost... Shrubs should be in before it gets too cold... Take in plants to be wintered indoors... Use manure on flower beds... Give Peonies heavy dressing of manure.

The Vegetable Garden—Transplant Lettuce to coldframe... Also put in frames Cauliflower and Cabbage started in September... Harvest Pepper, Cucumber, and other hardy vegetables before frost. Beets, Carrots, Turnips, etc., may remain in the ground until the end of October... Blanch Endive... In late October the only vegetables that can be planted are Rhubarb, Onion sets, and Asparagus... Dig Sweet-potatoes... Protect tender vegetables.

Miscellaneous—Rake up bare spots in the lawn, dress with sheep manure, and give lawn plenty of new seed... Cut the lawn regularly up to the last possible minute... Order shrubs and trees for planting... Cut down tops of most perennials that have died down... Clean and air storage cellars... Get boxes and barrels ready for storing bulbs, fruits, and vegetables... Mulch *Rhododendrons*... Spray shrubs for scale after leaves fall... Take hardwood cuttings... Water evergreens before heavy frost... Prune Grape vines... Mulch berries... Spade up vegetable garden after spreading manure... Pay some attention to house plants, washing leaves with soapy water. Give them a little plant food, such as Vigoro... Take Begonia cuttings.

South

Miscellaneous—Now is the time, if it has not been done before, to make ready the lawn for the winter. Over the Bermuda sod spread thinly manure and river sand, after sowing a mixture of "winter grass"—English or Italian Rye, with Bluegrass. Water well, and the green cover that springs up will protect the Bermuda and beautify your place all winter... Clean up, burning all diseased leaves and fruits. Rake falling leaves into a nuck-heap to decay... Plow or spade the beds, fertilizing well, and liming where the soil is too acid; but do not apply lime to beds where Azaleas, Camellias, *Rhododendrons*, and other acid-loving plants are growing... Spray with oil emulsion for scale insects if this was not done in September... Put out cans of ant poison on trees and shrubs; this is the season when the ants begin to store winter food... Transplant strawberries into beds prepared for them... If the weather is mild, Orange, Lemon, and Grapefruit trees may be budded this month.

The Flower Garden—Plant this

month all early-blooming perennials, annuals, and bulbs. Pot up and bring indoors all tender greenhouse plants. Bulbs for the house may be planted now in bowls or in pots—*Oxalis*, *Freesia*, *Narcissus*, *Eucharis*, *Callas*, *Easter Lilies*. These may also be planted outdoors, with *Snowflake*, *Anemone*, *Ranunculus*, as well as *Tulip*, *Hyacinth*, *Crocus*, and *Snowdrop*—the last half-dozen doing best in the northern parts of the South, while the first named flourish in the lower region... Shrubs for winter bloom include the *Loquat*, *Sweet Olive*, the *White* and the *Yellow Buddleia*, and the *White Jasmine*, as well as *Poinsettia*, and *Chrysanthemum*, which in the South often blooms through December... Continue to tie up *Chrysanthemums*, *Poinsettias*, and *Dahlias*... Ever-blooming *Roses* should be blossoming now. Do not move them... Dormant stock of spring-blooming *Roses* may be set out... Sow late-blooming *Sweet-peas*, where they are to remain; also sow *Poppies*, *Larkspur*, *Lupines*, and other deep-rooted annuals... Sow in boxes or coldframes *Pansies*, *English Daisies*, *Pinks*; also *Columbine*, *Campanula*, *Linum*, *Calendula*, *Lobelia*, *Forget-me-not*, *Candytuft*, *Gypsophila*, *Stock*, *Snape dragon*, *Wallflower*, and other spring-blooming annuals or biennials.

The Vegetable Garden—Set out early vegetables sown last month in seed-beds... Set out *Burr Artichokes*... Plant all early vegetables—*Cabbage*, *Cauliflower*, *Collards*, *Kale*, *Kohlrabi*, *Carrots*, *Beets*, *Mustard*, *Swiss Chard*, *Spinach*, *Turnips*, *Salsify*, *Leeks*, *Onions*, *Shallots*; *Parsley*, *Chervil*, *Roquette*, *Endive*, *Lettuce*, *Radishes*, *Parsnips*.

The West Coast

Japanese Iris may still be divided or planted. Select the outer shoots for transplanting. Plant all bulbs now, soaking the *Anemones* and *Ranunculus*, and planting shallow rooted annuals in the bulb beds: *Forget-me-nots*, *Virginia Stock*, *Violas*, *Pansies*, *Mignonette*, *Candytuft*, etc... Sow native wild flowers now, following natural locations and conditions as nearly as possible. *Amaryllis* may still be planted, with *Montbretias*, for next summer... Plant the bulbs in combination with clumps of other spring flowers in harmonizing colors. When potting bulbs for house plants, keep in the dark until root growth has started. Divide *Delphiniums*, *Phlox*, *Trifolium*, and other perennials. Label *Dahlias* before blooming is over, and take up when foliage fades... Set out *Cinerarias*, *Primula malacoides*, *Pansies*, *Violas*, *Verbenas*, *Petunias*, and *Lobelia*. Sow *Sweet-peas*, *Nemesia*, *Stocks*, and *Marigolds* for spring. Prune deciduous shrubs and make cuttings, planted in protected boxes until rooted. Plant *Lily-of-the-valley* in shady locations, also pot for house plants, keeping in the dark until rooted and sprouting... Cuttings may be made now of *Hollyhocks* (taken from new growth at the base of the old plants), *Pentstemons*, *Oriental Honeysuckle*, *Lavender*, and *Succulents*. Start new lawns and renew and repair old ones.

Balancing the budget

Continued from page 232

We thought of ruling a large sheet of paper for our purpose but a better idea sent us to an office stationer's. We told him what we were trying to do and what we wanted. He said he had an accounting form which would exactly suit our purpose and showed us what is called "Trial Balance Sheet No. 945" of the National Blank Book Co. He said that all office stationers sell such sheets and that No. 945 of the National Blank Book Co. would identify the sheet for any stationer.

The sheets proved to be fully satisfactory. The illustration shows the sheet for December, 1931, with expenditures recorded up to the 16th of the month. It is all so simple that one look almost explains the plan.

When you have looked over the illustration you may ask: Why is each column double and what does the column on the right of each pair indicate? The figure in the right-hand

column always shows the total expenditure for the month to date in the budget division.

At the top of each double column you see the amount established as the limit for the month. We always try to spend less than this amount. By means of the "total" columns we can always see where we stand.

And what have we gained by the plan? In the first place, we take a keen interest in the management of our finances. We used to hate them; and neglected them accordingly. We avoid extravagances because we see clearly that we cannot afford them. We plan new furniture for a bedroom or a vacation at a wooded lake on an intelligent basis and in proportion to our resources. We make out our income tax reports in less than two hours. We live within our means, and we enjoy the satisfaction of full control over our money affairs.

The ABC of book care

Continued from page 227

at the sizing on the sheets. To rid your library of silver fish, the best and surest method is to boil up a paste of starch, well seasoned with arsenic. While the mixture is hot, dip small bits of cardboard into it and leave them around behind and under the books, near open cracks and water-pipes and around clothes closets. However, be sure that the poison is out of reach of children and pets, for arsenic is one of the deadliest of common poisons.

When books become spotted with grease, lard, or oil the spots can be safely and effectively removed by sprinkling the stain heavily with chalk, powdered pipe clay, or fuller's earth. Over this lay a sheet of ordinary wrapping paper and apply an iron, hot but not hot enough to scorch the page. The powder will absorb all the grease which is loosened by the heat.

Water often leaves an iron-rust stain. To remove either iron rust or mouldy spots from pages I find the following effective: Make a weak solution of sulphate of potash and in another vessel, a saturated solution of oxalic acid. That is, dissolve the acid crystals in the water until it refuses to dissolve any more.

First wash the page gently with a

sponge or cloth soaked in the sulphate solution, then with the acid solution. Repeat, with first one, then the other, until all stain has vanished.

A blotter, slightly moistened with the oxalic acid solution is ideal for cleaning pages that are just dirty and musty appearing. Lay the slightly damp blotter on the page and run over it with a hot iron. Do not wet the page or use an iron hot enough to scorch.

Torn pages can be mended with any good commercial mender on the market, providing it is tough and transparent. At present a new tape is being put out, made of cellophane, perfectly transparent, and gummed with transparent gum. This should make almost an ideal mend for torn pages as cellophane does not cast a dark hue over the mended part and is almost invisible.

To keep mould from starting in damp weather, when the moisture in the air dampens everything, scatter small lumps of camphor around the shelves and under the books.

When pages have been crumpled up or corners turned down, they can be restored to their former flatness by placing a damp blotter on each side of the creased part and pressing with a hot iron.

Gay, little lights for autumn parties

Continued from page 250

Place a twinlet (double convenience outlet) inside the box. Then make the poinsettias. First wind a string of red lamps with stiff wire to form the stems. Then cut petals out of red crêpe paper and paste the first four petals to the socket. Make the leaves of silver paper double, with a small wire between the two thicknesses to give them body. Wrap the stems with silver paper, adding the silver leaves as you wrap. Cut a small circular piece out of the top of the box and into the hole, wedge the poinsettias so that the turned up ends of the stems are firmly held.

To make the wedding slipper illustrated cut rose petals out of crêpe paper of various colors, all of one color, or the colors that carry out the bridal color scheme. The first few

petals of the roses may be pasted on to the socket of the lamp, and the remainder of the petals bound to the socket of the lamp with thread or spool wire. Wind green crêpe paper around the cord of the lights, and make leaves out of the same green crêpe paper. After you have the roses made and the petals fastened to the socket of the lamps, tie these lamps loosely together, like a bouquet and in amongst the roses, insert sprigs of artificial lilies of the valley, or orange blossoms. Leave the end of the light cord that is to be attached to the convenience outlet, free from the rest of the bouquet. Place this bouquet of roses, or lights in a silver kid slipper, or a white kid slipper, and attach the free end of the light cord to a convenience outlet.

Rock and Hardy Plants

Some Friendly Suggestions on BULB Buying and ROCK GARDEN Planting

As for bulbs, doesn't it stand to reason that personally knowing Holland's finest growers as we do; and having bought from them in great quantities year after year, that it insures your getting the finest of quality at prices that are attractive?

As for Hardy Gardens, they are a hobby with one of the heads of Wayside. His knowledge comes from not alone knowing Rock Plants, but also the first-hand building of rock gardens.

So our friendly suggestion to you is, send at once for our Bulb and Hardy Rock Plant Catalog. Planting and cultural directions for each separate plant and bulb are given.

If you have any special problems about planting or growing, feel free to write about them. Our advice costs you nothing. But it may save you many a dollar and insure you greater success.

All Wayside plants are guaranteed to be satisfactory. If not, we cheerfully make good.

Wayside Gardens

Reg. U. S. Pat. Off.

12 Mentor Ave., Mentor, Ohio
AMERICA'S FINEST PLANTS AND BULBS

Learn to be a LANDSCAPE ARCHITECT



At Home—By Mail

Big fees; pleasant, healthful work, a dignified, uncrowded profession offering remarkable opportunities to both men and women. Experts earn \$50 to \$200 a week. Some students pay for course from fees earned while studying.

Send Coupon Today
We will send you interesting material showing how you may easily and quickly enter this profitable business

Gentlemen: Please send me complete details regarding your home study course in Landscape Gardening.

Name

Address

AMERICAN LANDSCAPE SCHOOL
79 Plymouth Bldg. Des Moines, Iowa



Just a hammer and nails—

That's all you need to quickly and expertly erect this spacious summer house on your own grounds. Hand-made of Genuine White Cedar with the natural bark left on. Smooth board floor and waterproof roof. Floor, sides and roof come in built-up sections for quick assembly. Send 15c today for the complete Lincraft Catalog of rustic fences, furniture, bird houses, etc., and our special low price on the summer house illustrated.

NEW JERSEY FENCE COMPANY
120 Logan Ave., Burlington, N. J.

HARDY Lilies



Solid, healthy bulbs, for a colorful, ever-changing garden—a special, all-season collection of extra value, for fall planting.

AUTUMN SUPPLEMENT and BARGAIN LIST featuring collections of peonies, iris, lilies, oriental poppies and perennials—FREE ON REQUEST.

F. H. HORSFORD
CHARLOTTE VERMONT

BARGAIN COLLECTION
18 Bulbs—6 different varieties
\$3.00

EARLY 3 L. elegans, red 3 L. regale, pink
3 L. tenuifolium, coral 3 L. superbum, orange

LATER FLOWERING
3 L. auratum, gold banded
3 L. tigrinum splendens, orange

TWO COLLECTIONS
Six of each \$5.00
of above.

with complete printed directions for planting and culture.



SHUMWAY'S Holland Grown

Re-selected Bulbs

Garden Tools given Free with Orders
Shumway's carefully selected, Holland grown, bulbs produce blooms of gorgeous beauty. Largest sizes guaranteed. Priced low for such superior quality. All-steel Bulb Trowel sent free with each order of \$3.50 or more—complete 4 tool garden kit free with each order of \$12.00 or more. All delivery charges prepaid.

Superfine Mixtures—Largest Size Bulbs 50 bulbs at the 100 rate

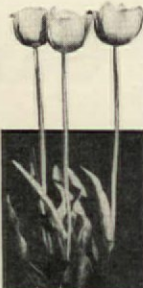
- 100 Darwin Tulips, 17 varieties..... \$2.80
- 100 Breeder Tulips, 15 varieties..... 3.00
- 100 Cottage Tulips, 12 varieties..... 3.25
- 100 Tall Tulips for cutting, 20 varieties 3.00
- 100 Parrot Tulips, 6 varieties..... 3.25
- 100 Early Single Tulips, 12 varieties 3.00
- 100 Early Double Tulips, 12 varieties 3.25
- 100 Crocuses, 8 varieties, Jumbo Bulbs 2.75
- 100 Hyacinthis, 10 varieties..... 6.00
- 100 Narcissi, U.S. Grown, 10 varieties 5.00

EXTRA SPECIAL—Box of Darwin Tulips, Packed in Holland, 50 bulbs, 10 varieties, each variety packed separately for color. \$2.15.

FREE BULB BOOK

in full colors pictures a large variety of Tulips, Narcissi, Hyacinthis, Crocus, Peonies, Iris, Lillies. A very helpful guide to gardening, free. Write for it today!

R. H. SHUMWAY
(Founded 1870)
SEEDSMAN
119 S. FIRST ST.,
ROCKFORD, ILLINOIS



Azaleas Calendulacea

Flame Azaleas. Flowers, light yellow to deep red, 3 to 4 ft., 10, \$3.00; 25, \$6.50; per 100 \$22.50. Rhododendron Maximum and Canadian Hemlock, 3 to 4 ft., 10, \$3.00; 25, \$6.50; per 100 \$22.50.

Well packed. Cash with order.

BLUE RIDGE EVERGREEN SUPPLY CO.
Butler, Tennessee

PEONIES

by PETERSON

A prize winning strain for 30 years. Strong wholesome, one, two and three year undivided roots—bloom first season. Helpful catalog gladly sent on request East of Rocky Mountains.

GEORGE H. PETERSON
50 Paramus Road Fair Lawn, N. J.

Ask for a description of
THE NEW NATURE LIBRARY
Doubleday, Doran & Co.

2 STAR \$1 ROSES

are offered as samples so you may see for yourself how Star Roses are different. For \$1.00 we will send

- ★ Margaret McGredy, H. T. Perfect orange and scarlet blooms, 75c.
- ★ Charles P. Kilham, H. T. Profuse coral-red blooms, \$1.00.

Also, our new Star Rose Catalog, the recognized GUIDE TO GOOD ROSES (prices much reduced). It offers 20 novelties, some in natural colors and not obtainable elsewhere, including the exquisite variety awarded this year's prize by The French National Rose Society for "The Most Beautiful Rose in France"—an exclusive Star novelty.

CONARD-PYLE CO., Robt. Pyle, Pres.
WEST GROVE 122—PENNA.
GUARANTEED TO BLOOM

Bulbs to greet the spring

Continued from page 260

Scillas, and others are a real joy and so easy to grow.

The Dutch Crocus should be used freely. In the sunny rock garden some of the wild species are especially good. A few each of *C. Sieberi*, *susianus*, and *Tommasinianus* will surprise you, not only by their "different" coloring, but also by their early appearance and hardness in the face of cold and storms. Among the wild species of Tulips and Narcissus are also found numerous delightful subjects for the rock garden. *Tulipa clusiana* and *T. kaufmanniana* are both excellent, growing but five to eight inches tall, and *T. florentina odorata*, though reaching a height of eighteen inches, produces its deliciously fragrant yellow blossoms, often in pairs, upon slender arching stems. Among Narcissus, the species *bulbocodium*, *minimus*, *minor* and *trian-drus* should not be overlooked.

The Snowdrops (*Galanthus*) are the earliest of the spring flowering bulbs and enjoy partial shade of thin woodland or they may be planted beneath hedges and shrubs. Snowflakes (*Leucojum*) grow taller, bloom a bit later, and require similar treatment.

Glory-of-the-Snow (*Chionodoxa*) is the first real blue of spring. *C. lucilae* is probably the most desirable.

The several Scillas form one of the most important of the spring blues. They resemble Hyacinths and vary in stature from three or four inches to two feet. *Scilla sibirica*, only three inches tall, is delightful in the rock garden; *S. nutans*, the English

Bluebell, is ideal naturalized in open woodlands; *S. campanulata* comes in blue, white and lilac-rose, reaches two feet in height, and while thriving in the open, it also enjoys partial shade.

Muscari, the Grape-Hyacinth of cottage gardens, is one of the most valuable of the spring flowering blues. The variety Heavenly Blue is the most popular.

Other spring flowering bulbs include *Eranthis*, *Camassia*, and *Fritillarias*. The difficulty with so many plantings is that they depend too much upon a few things and neglect the enormous variety of other valuable subjects.

Nor may we neglect the bulbous Iris. They have long been popular florists' subjects and now home gardeners are beginning to recognize their values. The Spanish and English types have long been used in England and Europe. None of them are hardy in extremely cold sections, but with reasonable precautions, they come through around Philadelphia, and by covering carefully the Spanish and Dutch varieties are good in the vicinity of New York.

Success with bulbs depends upon numerous factors. Manure, unless it is very, very old and thoroughly rotted, is generally injurious. A commercial plant food is safer. Most bulbs dislike heavy soils. Generally speaking, the lighter the soil, the deeper the bulb should be planted. Do not dig bulbs before their foliage is completely ripened.

A real home for \$3,000

Continued from page 244

imagination until the final size of the wing was thirty feet by eighteen, six feet at the wing end being taken by the stair and balcony.

The room is light, the woodwork and flooring being yellow pine stained a rich tan, while the walls and ceiling are rough ivory plaster, beamed at the peak. The open end of the room looks out over the valley through a studio type window ten feet by eight.

The balcony at the wing end is but three feet wide and accessible by an open stair, under the slope of which we added another little bookcase.

The dining room is paneled to five feet and finished in the manner of the living room. Above the paneling is a painted decoration of branches of mountain ash with its colorful berries. In the corners, two china closets were placed and the inside wall carries a built-in buffet of generous and serviceable proportions.

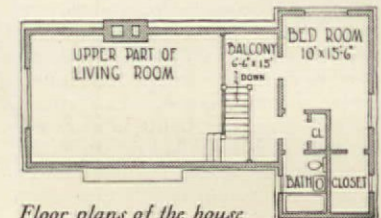
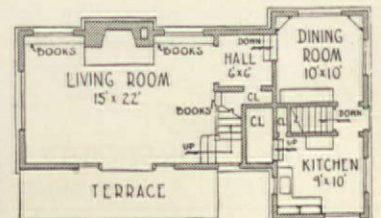
The bedroom is Colonial in aspect with dark-stained floors, white woodwork and a charming paper holding notes of peach, henna, gold, and green.

The kitchen is well-lighted and opens on a tiny back hall through an arch. Due to the smallness of this

entry and the fact that the cellar stairs descended directly opposite the back door, we put a gate at the top of the stairs and the actual door at the foot, which gave spaciousness to an otherwise cramped area. The kitchen possesses the usual built-ins, ironing board, closet for electrical equipment, stove and refrigerator combination, and divided sink.

The fact of one wing being sunk below the other has proven satisfactory and the two step descent at the dining room entry has been a source of real decorative interest, because it assists in visual picture-making. Meanwhile the fill and foundation work was so well done that we feel secure from the trouble usually accompanying such a design. The basement is cemented and has plastered walls. It is equipped with a hot air furnace and adequate fuel space.

The plan of the house was so arranged that it will permit necessary additions from time to time and thus no limit is placed on the usability and permanence of our now, small house. In other words, it is adequate at the moment, an intimate home for two people, but capable of expanding to any desired size when needful.



Floor plans of the house

GARDENERS' CHRONICLE

is a comprehensive, up-to-date, monthly magazine devoted to gardening. It presents sound, constructive advice in an easy readable manner. If you really like gardening, you'll want this magazine; and if you are thrifty, you'll appreciate our special offer of six months for one dollar. Single copies are twenty-five cents.

GARDENERS' CHRONICLE
522-A Fifth Ave. New York City

BIG \$100 OFFERS

YOUR CHOICE FREE!

Four amazing flower bargains! All shipped prepaid! Only \$1 each! Send only \$3, with names of 2 friends who grow flowers, for any 3 assortments and get the 4th one FREE! Catalog on request.

\$1 PEONY—4 beautiful last year sold for \$3. *Edulis Superba*, dark pink—Susan Anthony, white—Rachel, dark red—La Perle, light pink—all 4 now \$1.

\$1 PHLOX—8 profuse blooming giant. *Eclair*, carmine—*Leopold*, red—*White-R. P. Struthers*, red—*Rheinlander*, pink—*S. E. D. I.*, orange—*Thor*, salmon—all 6 now \$1.

\$1 IRIS—25 prize-winners, rainbow of colors, guaranteed over \$4 value, from our surplus stocks, unnamed—all 25 only \$1.

\$1 TULIPS—40 mixed finest grown: Darwin, black, yellow, pink, rose, violet, etc., etc. Over 15 varieties—big value at \$1.

THE PFEIFFER NURSERY, Dept., P-71
Winona, Minnesota

GILLETT'S

are recognized headquarters for the gems among our native flora. Ferns and wild flowers, rare native Orchids and Azaleas, Laurel and Rhododendron—are a few of our specialties. You'll find our free catalog delightful company.

Gillett's Fern & Flower Farm
3 Main Street Southwick, Mass.

TREE PEONIES

Comprehensive assortment at \$3 to \$85 each. Descriptive catalogue mailed free on request.

FRENCH LILACS

Sixty best varieties available from our collection of 180 kinds. Catalogue giving full descriptions and prices mailed free on request.

FARR NURSERY CO., Box 104, Welsor Park, Pa.

WORTH WHILE DELPHINIUMS

NEW CROP SEED

From the famous HEWITT collection, awarded over 100 Gold Medals, R. H. S. Silver Cup, Chelsea, and many awards for new varieties.

From 1922 Novelties (very limited) \$5.00 per pkt.
From the cream of recent English Novelties \$5.00 per pkt.
From the choicest of the true Wreham strain \$5.00 per pkt.
From the choicest post-War introductions \$1.00 per pkt.

Catalogues free from:—
Hewitt & Co., Limited, Solihull, Warwickshire, England

Half Price Sale This Month Only

GENUINE BLUE SPRUCE

True-blue Specimens \$1 65
15 to 18 inches each

Colorado Blue Spruce \$1 10
15 to 18 inches each

EVERGREENS
Landscaping sizes, 1 1/2 ft.
Fine, healthy specimens 25c

Austrian Pine White Spruce Balsam Fir
Pyramidal Arborvitae Canada Hemlock Mugho Pine, dwarf
Japanese Cypress

6 Rockery Evergreens, all different, beautiful.....\$1.65
12 Hybrid Oriental Poppies, all colors..... 1.20
12 Hardy Blue Agapanthus, a real Fall flower..... 1.20
12 Hardy Blue Salvia azures..... 1.20
8 Choice Hollyhock Hybrid Delphinium, mixed..... 1.20
12 assorted Rock Garden Perennials..... 1.20

Add 25c for postage and packing on orders up to \$2 and 50c for each additional dollar's worth of orders.

NEW MARKET PERENNIAL GARDENS
56 Randolph Road, New Market, N.J.

ROSES

12 New Ever Bloomers

\$9.00 value for \$2.95

Pres. Hoover
Talisman
Mrs. E. P. Thom
Claudius Pernet
W. E. Nickerson
Margaret McGredy
(One each or select 12 as you want them.)

Dame Edith Helen
Feu Joseph Loomans
Etoile de Hollande
Mrs. Lovell Swisher
Miss Rowena Thom
Edith Nellie Perkins

These 12 New, Two-Year, Budded Roses; the pick of more than 100 varieties from our growing fields of more than 400,000 plants sent postpaid to you for only \$2.95; a regular \$9.00 value. Send order with remittance now; shipment any time between Oct. 15th and May 15th.

WAXAHACHIE NURSERY CO.
Waxahachie, (Est. 1898) Texas

GRAFTED NUT TREES

As You Like Them

Improve your home grounds with our ornamental, rapid growing nut trees that bear lots of nuts. Reimburse your fortune by planting our profitable, thin-shelled black walnuts on that farm that has been costing you money.

Booklet 10c, price list free.

John W. Hershey, Nutculturist
Box 65-0 Downingtown, Pa.



LOVE BIRDS

3 PAIRS FOR \$9.95

- 1 pair Green Love Birds
- 1 pair Yellow Love Birds
- 1 pair Blue Love Birds

SPECIAL PRICE \$9.95
for all 3 pairs shipped safely to you

Also Finches and Wonderful Singing Canaries

ILLUSTRATED CATALOG FREE TO BIRD LOVERS
BIRD HAVEN R. F. D. 2, Reseda, Cal.

MERTENSIA VIRGINICA

or "BLUE BELLS" will bloom many years without attention. These roots must be planted this Fall for next Spring's blooming. Large quantities of strong quality roots.

10 for \$1.00—100 for \$8.00

PHLOX DIVARICATA—8 for 50c—20 for \$1.00—100 for \$4.50. Satisfaction guaranteed. Send for perennial list.

HEREFORD'S GARDENS Oakford, Ill.



Flower Grower

A magazine specially edited for gardening enthusiasts. Intensely practical, stimulating and helpful. Tells you all about flowers. Each issue contains more facts on flower growing than any other magazine.

Sample copy 10c. Introductory offer—seven months \$1.00. Address

FLOWER GROWER
107 N. Bway., Albany, N. Y.

Imperial Delphiniums

Strong, twice transplanted plants, blooming size, 1 1/2 year plants, mixed colors from named varieties only, direct from the originator. Newest types included. Stocks 8-11 feet; blooms 2 1/2 to 4 inches across. Mostly double; every color combination. Amazing price, \$1.50 per dozen; \$4.50 per 50; \$8. per 100. Guaranteed safe delivery and growth. Seeds, finest types, \$1. per pkt. of 200; \$2. for 400. Guaranteed. Art folder free. Extra plants and extra seed with order from this ad and mention American Home.

E. E. Healey, Exclusive grower, Puyallup, Washington

PEONY ARISTOCRATS

for Your Yards and Gardens. Only Best of the Old and New at Attractive Prices.

21st Annual Catalog Ready

HARMEI PEONY COMPANY

Berlin Maryland

WILD FLOWER SEEDS

For Fall Sowing

Trailing Arbutus, Trillium, Jack in the Pulpit, Wintergreen, Blood-root, Partridge Berry, Pipsissewa, Solomon's Seal, etc. Hundreds of other interesting kinds. Write Dept. E for full list.

REX. D. PEARCE Merchantville, N. J.

100 EVERGREEN TREES \$3.—

100 of any variety or 25 of each kind \$3.00

SCOTCH PINE 6-12 inches
RED PINE 6-12 inches
NORWAY SPRUCE 5-12 inches
WHITE SPRUCE 5-10 inches

Hardy, Maine-grown Evergreens that will make your home surroundings more beautiful than ever. Four-year transplanted and well rooted. Will thrive anywhere and grow rapidly.

Average weight 12 lbs. per 100. No order less than 100 at this price; remit with order. Trees sent at proper time for fall planting. Send for folder on blue spruce and other beautiful varieties.

WESTERN MAINE FOREST NURSERY
Dept. AH-102 Fryeburg, Maine

Looking to the Roses

Continued from page 229

a remedy for the fungus disease of the Rose but dust it on just before the rain if you know when that is going to be. Reason: the poison is there when the fungus germ starts to grow. A mixture of this sulphur and arsenate of lead (Stardust, Masseydust, or what-not) is an all-around control for the common fungus diseases of the Rose—but apply it as a preventive regularly at ten day intervals (just before a rain if possible).

There is a new era in Roses heralded by New Dawn, the everblooming Dr. Van Fleet. Yes, it does bloom constantly throughout summer and fall once the plant is established. There are newcomers of the same character. Look out for Blaze, the everblooming Paul's Scarlet climber. Thus is the season of Rose bloom to be extended later and more ever-bloomers are coming. To herald the bloom ahead of the normal season, look to the new Australians like Scorcher and Daydream. There is a real yellow coming in the climbers, well called Golden Climber, large blooms, really a reputable flower, good size, good color, and as I have seen it a good plant; but that will not be given to the public for another year. In the meantime, however, there are others to think about. Souvenir, among the bush Roses, a really golden sport of the super-popular Talisman. It was seen in several of the spring shows this year and wherever Talisman is a favorite Souvenir will give a really yellow companion. Comtesse Vandal comes

well heralded from Europe and under test has behaved well. Long pointed bud, color: one of those indescribable combinations of bronzy-coral-salmon-gold. Seen at the exhibition in Toronto it was sensational. Other newcomers to watch are Edith Krause, white, fragrant; Dotty, orange and copper; Essence, velvet crimson; Mary Hart, another Talisman sport, goes in the very opposite direction of Souvenir. It is deep dark crimson-red, even to the anthers, but you may not see that for another season. By the way, we are promised Climbing Talisman and Climbing President Hoover. If you want size, immensity, and with it all good quality, look for Apeles Maestres when the new catalogs come. Also Annie de Metz, H.T., named for a niece of our popular rosarian, J. H. Nicolas, reddish copper inside, pinkish yellow outside; and Annie Brant, H.T., salmon, flesh, and lemon. They are from Mallerin, in France; both fragrant, especially the former. A great big light yellow rose that I saw in one wholesale grower's place is sensational.

May I drop all pretense of modesty here and offer a word about my namesake, Leonard Barron? The plant interests me because of its ancestry. Having Rosa nutkana blended with the Hybrid Teas there was a promise, a hope, of rugged hardiness, and that seems to be fulfilled. It is a forerunner of a type that may carry Rose growing almost into the Arctic circle and it is a good Rose here, farther south. An immense flower, an inherit-

A Beautiful Lawn in Six Weeks' Time!



Scott's Creeping Bent

recognized as the ideal grass for golf putting greens—is now producing **Super-Lawns**. Instead of sowing seed, you plant stolons (chopped grass). In a few weeks you have a luxuriant lawn like the deep pile of a Turkish carpet. **Makes your home a beauty spot.** With proper care no replanting is ever necessary. Grows readily anywhere except in the extreme South.

A Hanover, N. H., Customer writes: "All you wrote me about your Creeping Bent has proven true. I have the finest lawn in this vicinity and is admired by everyone."

From Lansing, Michigan: "We had an excellent turf within six weeks from the time we planted your Creeping Bent. It is remarkable how fast this lawn developed."

From Huron, S. D.: "We have the most beautiful lawn in the city. People from all around drive here to see it."

FREE BOOKLET A valuable treatise on how you can have a beautiful lawn—tells how to make a new lawn and how to replant an old one. This new booklet "Bent Lawns" is free to you. Write for copy.

Now Is the Best Time to Plant

O. M. Scott & Sons Co.

401 Main Street Marysville, Ohio

BULBS

for Autumn Planting



Daffodils are most desirable to grow in your garden for their general effect, as well as for cutting to decorate the home.

Prices are lower than for many years. Why not take advantage of this opportunity to plant a few bulbs in your garden this Fall? All Bulbs are grown on our own Farm.

Six Fine Daffodils

- CONSPICUUS**—Perianth pale yellow, short darker yellow cup, edged orange-scarlet. \$1.00 per doz., \$8.00 per 100
- EMPRESS**—Splendid tricolor Trumpet variety. White wings and yellow trumpet. \$1.50 per doz., \$10.00 per 100
- LUCIFER**—Perianth clear white, cup chrome-yellow, orange-scarlet suffusions. \$1.00 per doz., \$8.00 per 100
- QUEEN OF THE NORTH**—Perianth clear white, cup soft primrose-yellow. \$1.00 per doz., \$8.00 per 100
- SIR WATKIN**—Perianth primrose-yellow, yellow cup, tinted deep yellow. \$1.50 per doz., \$10.00 per 100
- VANILLA**—An excellent Giant Trumpet variety. Bold trumpet of deep yellow, paler perianth. \$1.50 per doz., \$10.00 per 100

Special Collection Offer

- 10 Bulbs each of the above 6 varieties (60 Bulbs) \$ 6.00
- 25 Bulbs each of the above 6 varieties (150 Bulbs) 12.00

A Garden Full of Daffodils—50 Bulbs, Now \$2.50

This is our Special Mixture of Giant and Medium Trumpet varieties, taken from 10 named varieties, grown at our Mile-Front Daffodil Farm on Long Island.

Call at any of our stores, or mail your order to our New York Store

Our 1932 Fall Bulb Catalogue sent on request

Stump & Walter Co

Branch Stores:
White Plains, N. Y.
Stamford, Conn.

132-138 Church Street
NEW YORK

Branch Stores:
Newark, N. J.
Englewood, N. J.
Hempstead, L. I.

VICKS \$1 Specials

Finest Bulbs to Plant This Fall for Glorious Blooms in Early Spring (or potted plants this winter)

Specially selected to win new friends for The Oldest Mail Seed House in America.

- 32 Giant Darwin Tulips, all colors, largest \$1.00 bulbs \$1.00
 - 13 Mammoth Hyacinths, choice colors \$1.00
 - 15 Favorite Daffodils (Narcissus) assorted 1.00
 - 40 Colorful Crocuses, mixed colors 1.00
- All Four, 100 Bulbs, for \$3.50!

Sent Postpaid—Order NOW!
Vicks Fall Bulb Book FREE

Lowest prices ever offered—choicest Tulips, Hyacinths, Crocuses, Daffodils, also other bulbs and hardy perennials. Write today for this free book.

JAMES VICK
402 Pleasant St. Rochester, N. Y.

FOR FALL PLANTING

Chrysanthemums

Hardy Exhibition

8 PLANTS \$1.10 FOR

Flowers measure 8-8 in. in diameter

FLOWER SHOW PRIZE WINNERS

Yellow, Lavender, Bronze, Pink,

White, Red, Golden Yellow

Planting directions with each order

HARDY BUTTON VARIETIES

Above colors 8 plants for \$1.10



Hardy Perennials, Plants are Two Years Old, Blooming Age. Each 5c

Columbine, all colors; Double Hollyhocks, beautiful colors; Shasta Daisies, Yellow Daisies; Hardy Geraniums, 6 colors; Painted Daisies, Galliaridas, Sweet Williams, Forget-Me-Not, Phytalis (Chinese Lantern Plant), Delphiniums, light and dark blue; Oriental Poppies, brilliant colors; Foxgloves, Phlox, 8 brilliant colors. Order must amount to \$1.10 or more.

JAPANESE BARBERRY (4-year-old field grown), bushy, 10 to 15 in., \$4 per 100; 18 to 36 in., \$5 per 100.

CALIFORNIA PRIVET hedge 15-24 in., \$3 per 100. 10 EVERGREENS 85c. Three to five-year-old trees, 12-15 in. high. 2 Sitka Spruce, 4 Biota Orientalis Pyramidal, 4 Biota Chinese Arborvitae Compacta per 100, \$6.

Field-Grown Stock 250 Acres Bargain Price List Free

ADOLPH FISCHER NURSERIES
Evergreen Dept. 48 EASTON, PA.

Add 25c for Packing

LUXURIOUS NEW-TYPE OLSON RUGS



So Low In Price

You'll Surely Want New Rugs This Fall

FREE

Use Both Sides Soft, modern Seamless Reversible rugs that wear twice as long, are easy to clean and lay smooth. Any Size in One Week

... Just mail the coupon, as thousands have, and we'll send you the beautiful Olson Book on Rugs and Decorating that is helping women all over the U. S. to beautify their homes with these luxurious low priced rugs.

Send Old Rugs Clothing At Our Expense

We scientifically merge and reclaim the valuable, seasoned wools—scour, sterilize, bleach, then respin, dye and weave into lovely rich-textured rugs in plain or two-toned colors or exquisite Persian, Turkish, Chinese, Early American and oval patterns.

Week's Trial—Direct from Factory
It is sound judgment to Order Now. Finest quality, lowest prices in years. You risk nothing. If not delighted we will pay for your materials. We employ no agents.



OLSON RUG CO. DEPT. G-35

Mail to 2800 N. Crawford Ave., Chicago
Gentlemen: Mail me your big money-saving RUG BOOK, FREE, and NEW LOW PRICES

Name.....
Address.....
Town..... State.....

WE PAY EXPRESS FREIGHT
ON YOUR MATERIALS ON YOUR NEW RUGS
As Explained in Catalog

© O. R. C., 1932

Looking to the Roses

ance from the Paul Neyron influence, long known as the largest H. P. The color, in the light salmon-pink group, opening to deep watermelon pink in the center. Perfectly fine in the bud, it opens up flat and the full blown flower is not of the best form. Yet report from France is that Leonard Barron has been awarded a Certificate which is the first step towards the Gold Medal at Saverne.

Carrying hardiness and extending the season of bloom are being achieved in another direction by Mr. Anton Horvath, of Mentor, Ohio, for long years the patient experimenter and breeder of hardy Roses. At Toronto he showed Setigera hybrids in such profusion that one lost count.

Of course, the question arises: Do we want Climbing Roses that will

bloom after the accepted season of climbers is through? If you want a long season Rose garden, these hold the promise for you. Curiously, they seem to duplicate in lighter, more pastel shades the old-time Roses that have almost been dropped from cultivation. I mean the old French kinds of which a couple of hundred or more have been gathered together in one nursery at least and are available to those who are interested—the old-fashioned Moss Roses, the fragrant Damasks, and such like that breathe an atmosphere of antiquity in Rose craftsmanship. You can have them if you want, and why not turn back to some of these oldtimers? I can supply the names of desirable varieties, a selection of some twenty-five out of a couple of hundred, my choice.

The cellar becomes a garden

Continued from page 228

cellar garden may be designed as shown in the accompanying sketch. By extending the size of the areas and omitting the cellar windows and replacing them with wide arches built right into the foundation wall and then covering the areaway with glass in the winter months and screens in the summer, an effect something like the one shown can be obtained. The bottom of the areaway can be sloped and a series of concrete terraces built in which the earth can be packed and plants grown. Probably \$150 would build all of the major structural features.


The kinds of plants which natur-

ally would have to be put into the cellar garden are those which naturally grow in shaded places, such as Ferns, Palms, Rubber plants. In many homes conditions of sunlight in the cellar might be good enough to permit of the growth of the ordinary varieties to be found in any conservatory.

When the windows are removed in the summer time, copper screens put into their places will keep insects out. Where termites are a menace and where wooden posts are used for supports treatment with zinc chloride or creosote, is advisable, but it is not necessary to use wood posts.



This is THE JACKSON HOUSE, the oldest house in Portsmouth, New Hampshire. Built in 1664 by Richard Jackson, now owned by the Society for the Preservation of New England Antiquities. This famous old home inspired the JACKSON grouping below.



FAMOUS REPRODUCTIONS

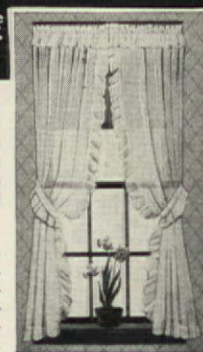
These authentic pieces are inspired by the famous old homes still standing in New England, most of which may be visited by those interested. Send for illustrations and name of the store where you may view them. Look for the brand on all genuine pieces, made by New England craftsmen.

CONANT-BALL-COMPANY
84 Sudbury St. FURNITURE MAKERS Boston, Mass.

ECHO BRIDGE CURTAINS

Yours for the asking . . .

... a generous sample of lovely NU-TONE Marquissettes



You'll love the gossamer transparency, and the shimmering lustre of these charming flat or ruffled curtains with or without ruffled valances.

Samples of our regular NU-TONE MARQUISSETTE M 176—and of M 76, a new weave with heavier thread that is particularly lovely—are also yours for the asking. Then when you decide on the curtain styles and lengths you want, you can buy right from the sample at your favorite store.

MARTIN MANUFACTURING CO.
Established 1897
Boston, Mass. West Newton P. O.

KNITTING WOOL RUG YARNS

Priced Card of 400 Samples—FREE
BOUCLE YARN For Knitted Suits
2oz. Skein, 50c—Card of 50 Samples FREE
40 SMALL SKEINS GERMANTOWN \$1.00
ASSORTED BRIGHT COLORS
Colonial Yarn House, 1231-K Cherry St., Phila., Pa.

POHLSON Packaged GIFTS



POHLSON'S, Pawtucket, R. I.
211 Main Street Established 1895

SEX & YOUTH

by Sherwood Eddy... Plain speaking on the sex problems of the young "the greatest area of suffering at the present time."

DOUBLEDAY, DORAN \$2.00




THE AMERICAN HOME, a new quality home-making magazine that sells for only \$1 a year, will grace your table and supply you with some practical, helpful suggestions you've never found elsewhere. \$1 a year.

Published by
DOUBLEDAY, DORAN & COMPANY, Inc.

Make Your Home Beautiful

LEARN HOW TO PLAN, BUILD, FINANCE, DECORATE, FURNISH AND REPAIR

These 10 Foremost Experts Will Tell You



**Easily
Quickly
Economically**
**FROM CELLAR TO ATTIC
INDOORS—OUTDOORS
THE HOUSE—GARDEN
GARAGE
WINTER—SUMMER**

WHETHER you are at present an owner of a home—no matter how modest—no matter how elaborate—or whether you are merely contemplating home ownership—THE AMERICAN HOME LIBRARY contains advice and guidance of paramount importance to you!

For in this wonderful new kind of home library, a noted group of men and women have written down for you what they have learned in years of specialized training and practical experiment in planning and executing every phase of economical and efficient home making and upkeep. They want to share their enthusiasm with you—to sit in on your every thought—your every move. Indeed, they are ready to be your silent advisors in the solution of every home problem and every question that is likely to occur to you on PLANNING, BUILDING, FURNISHING, DECORATING, FINANCING, and REPAIRING. Their knowledge is yours at your own time and convenience—knowledge that, measured in terms of money, would cost hundreds of dollars. But more important is the fact that this money-saving AMERICAN HOME LIBRARY will remain a constant and permanent guide to you on problems that are sure to confront you now and for years to come.

**10 Volumes Planned and
Made to Sell For \$15.00
Now Only \$9.85—98½c Each**

These ten volumes might give you just ONE helpful suggestion, which alone would save you many times the small cost of the books. Yet from cover to cover, they contain a never-ending supply of ideas, plans, suggestions and recommendations to guide you on every possible problem on the inside of your home as well as its surrounding grounds. No interior decorator

—no landscape gardener—no builder, electrician, plumber, heating expert, etc., could possibly furnish you with advice or guidance that could compare in the slightest with the abundance of assistance in these books. And one of their outstanding features is the fact that they will not only assist you now, but at every season of the year for years to come. It is difficult indeed to attempt to measure the value of these books in their mere introductory cost. There could be no better, there could be no more appropriate, there could be no more permanent investment in your home today that will pay you bigger returns than the ownership of THE AMERICAN HOME LIBRARY.

Examine It Free For 5 Days

See for yourself how much assistance these books can give you—how much you will learn from them—HOW MUCH MONEY THEY SHOULD SAVE YOU. Merely fill in and mail the coupon below—without money. The American Home Library, consisting of the 10 valuable volumes will be sent to you at once, charges prepaid. Examine it for five days free before you decide. Then if you don't think they should become part of your permanent home—if you can't really appreciate the savings alone in money (to say nothing of the delight and comfort of being able to have and enjoy many of the things you have always longed for), send them back at our expense.

On the other hand, if you agree they are not a mere purchase, but a permanent investment that should pay big future dividends, send only \$1.85, and \$2.00 a month for four months, a total of only \$9.85 in full payment; or, if you prefer, send only \$9.36 in one payment at once.



**NELSON
DOUBLEDAY, INC.
Dept. HL310
Garden City, N. Y.**

WHAT YOU GET:

10 handsome volumes, containing almost 2000 pages of FACTS and scores of illustrations, plans and diagrams to aid you in a thousand different ways—information you could acquire only after years of experience or from the professional advice of high salaried experts.

Size of each volume 5 by 7½ inches, durably bound in green vellum cloth with colored wrappers. These useful and practical volumes will save any home owner many times their small cost.

The American Home Library is edited by Reginald T. Townsend also editor of The American Home Magazine and one of the country's foremost experts on matters pertaining to all phases of home making, upkeep and beautifying.



Manufactured by the largest publishers of general books in America for home owners and prospective home owners in the spirit of the times to encourage economical making and upkeep of the home.

**NELSON DOUBLEDAY, INC.
Dept. HL310, Garden City, N. Y.**

Please send me, charges prepaid, for 5 days' free examination, THE AMERICAN HOME LIBRARY, consisting of ten compact volumes. If I do not want it I will return it at your expense. If I keep it, I will send \$1.85, and \$2.00 each month for four months, a total of only \$9.85 in full payment (or only \$9.36 in one payment).

Name _____

St. & No. _____

City _____ State _____

Beware Of Smoker's Teeth



BÖST DOES BRIGHTEN OFF-WHITE TEETH AND SWEETEN OFF-COLOR BREATH . . . SMOKERS FIND

If you smoke (and who doesn't?) don't wait until your teeth show a tobacco tinge of dullness and discoloration. Smoker's teeth don't come over night—they're a gradual acquisition. That's why you must start to fight this beauty foe before you begin to see its ravages.

If you have smoker's teeth, Böst Tooth-paste can gradually bring them back to beauty. It takes a little time, because Böst does its work gently. It has none of the harsh abrasives that would do the job quickly and, at the same time, harm the enamel of your teeth. You can trust Böst to be bland in its action, but thorough in its results.

If your teeth are white, let Böst keep them so. In fact, even the whitest teeth

have a way of taking on a new glisten when they're Böst-cleaned.

And how about a dark brown taste? Naturally, when the smoke stain is removed from the teeth, the taint is removed from the taste. They are twin evils that respond to a single remedy—consistent brushing with Böst.

Dr. Böst's formula—probably the century's most progressive contribution to the science of oral hygiene—is the result of many years of research and experiment. His long labors were justified because countless numbers of smokers are today putting their faith in Böst and, as a result, are putting new beauty into their smiles.



YOU MAKE THIS TEST

Don't take our word for it. Blow some smoke through a handkerchief. See the brown stain it leaves. Then just cover that stain with Böst. Brush it quickly and see what happens to the stain. Just as it leaves your handkerchief—just so does it dissolve from your teeth.

SPECIAL ECONOMY PACKAGE

BÖST, Inc., Dept. 12, 9 East 40 Street, New York City
Three full-size tubes of Böst (regularly 50c each) for \$1.00. Just pin a dollar bill or your check to this coupon.

NAME _____

ADDRESS _____

MY DRUGGIST IS _____