


10 Cents


The American Home

Continuing Garden & Home



Published by Doubleday, Doran

November, 1928



Painted for the
Mohawk Carpet Mills
by Byron G. Newton

Bearing priceless beauty - to you

Priceless, yet not high-priced — such is the quality of Mohawk. . . That this is so is one of the marvels, and one of the glories, of living in this present age. Yesterday—kings, and those only with the wealth of kings, could cover their floors with such woven loveliness. Today—thanks to the miracle of the modern loom, millions of homes in America are able to enjoy the charm and long wear of Mohawk rugs and carpets. *Your* home deserves a Mohawk. ☪ The rug shown is IMPERIAL KARNAK Seamless Worsted Wilton, Pattern No. 6016 M. This and many other lovely patterns are obtainable in sizes to suit your needs.

MOHAWK CARPET MILLS
AMSTERDAM - NEW YORK

MOHAWK RUGS & CARPETS



In and About the Garden



[*Edward Parson*]

MINE has been too hurrying a life for the development of the fine spirit of leisure which a garden breathes and its true lover should possess. In all its sweet processes a garden refuses to be hurried. To the patient love, the observant quiet soul that can watch and wait and enter somewhat into her mind, a garden has much to say and to show, not said or shown to anyone." So wrote one who has found unsuspected joys in his garden in his retired years. Without any great skill or knowledge he confesses "that in the more leisured evening of life's day he understands the soul of a garden better than he did and that he can feel for it in its travails and births, its ascending and descending scale of vitality."

I know a glorious garden, the owner of which pays for its keeping for his wife's delight. The garden speaks to her but not to him. He receives none of the garden's finer gifts, is poor when he might be rich. Being in wholesale grocery he knows more about bacon than about flowers. He certainly considers bacon a more profitable and manly preoccupation. Though he walks along his paths and over his lawns, he is something of an exile.

It is even possible to be so preoccupied with garden tasks as to miss the soul of the garden. Writing about a rock garden he had made, a recent essayist confesses that he enjoys it least of anyone. The reason is that he is too anxious about the weeds that establish themselves in the chinks and crannies of the stones and can only be eradicated by the greatest patience and the closest individual attention, and not even then! So when he goes into his garden, he is ever on the lookout for weeds and there are always some to be found, and it is they and not the beauty that he sees. He also is missing something, and knows it.

Even in gardens one may be distracted about much serving, "anxious and troubled about many things," and thus miss the good part. To spend much time in a garden and yet to miss its soul, is impoverishment indeed.—F. C. HOGGARTH.

NOT being able to see the garden for the plants is a common affliction, and is the basis of the bone of contention between the landscapists and the gardeners. And so the debate revolves around

the old question as to whether a garden is made for the plants or the plants made for the garden; or, what is a garden?

It really must be something more than a place where plants grow if we consider it in the æsthetic sense, although we speak of the market garden as a place where vegetables are raised just as an industrial factory might turn out buttons or matches.

Now as the November days close in upon us and outdoor activities are reduced to the minimum it may be worth while to give a little thought to your own point of view about your own garden. To be honest with yourself, now just how do you regard it? Is the plant the thing or the individual flower, or is it the picture of the garden as a whole? I confess as the years roll on to a growing appreciation of the garden from the design point of view and I suppose my case is fairly typical.

The first interest is in the plant or perhaps in the flower that you get from the plant. It is a practical and utilitarian interest indeed, and then a growth begins. The two lines of development are not parallel but divergent. It is a mistake to think that the two branches of appreciation run in diametrically opposite directions. Indeed they are both moving



Garden Intimacies No. 1—Planting out an awkward angle

forward and give a broadened aspect to the idea of the garden as a whole as we come to understand them better.

MANY of the uninitiated think a garden is based on botany and that gardening is botany itself whereas, of course, it is nothing of the sort. Botany is no more gardening than chemistry is pharmacy; although in each case there

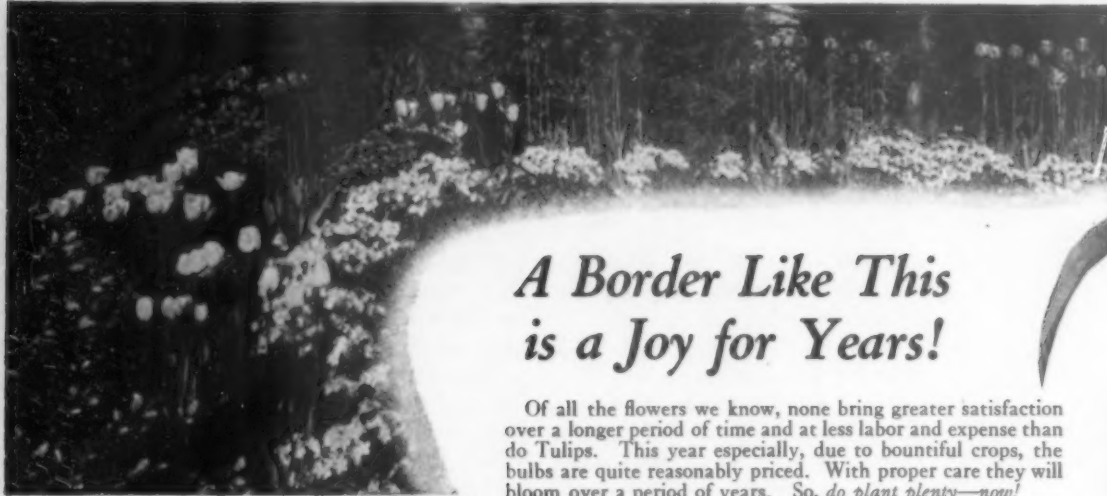
is a relationship. Then, again, another group blunders along with the idea that gardening is just nature given a chance to run wild. "It is an art that does mend nature; change it rather, for the art itself is nature" doesn't express the truth at all, but Shakespeare said it and the idea has got fairly well established in a great many minds that gardening is nature.

The honest truth is that gardening is extremely unnatural. We take plants from exotic climes and try to establish them in regions to which they are not inured. We protect them by glass and other artificial means from weather conditions. We shield them from attacks of nature's devastators in the form of insect and disease, and we attenuate the vigor of the species by exaggerating for our own gratification some particular part of the plant without any regard to its place in nature's cycle. And it is because gardening is such an unnatural thing that we are beset with so many troubles and struggles to keep our gardens and their occupants at par.

A Garden Intimacy

FROM time to time I shall offer you here practical suggestions for little friendly plantings in the hope that some of my readers will be able to solve an occasional personal problem. Today it is filling an odd corner where a house makes an awkward L. It must be planted with something. Plain grass hardly suffices. The angle itself is too harsh. The little planting here shown has just four things: in the actual corner Japan Barberry, green in summer, scarlet in fall, and all through the winter red berries, which remain because they are not much liked by birds. In the right-hand corner you could plant Carolina Rhododendron which would give its flowers in spring and evergreen foliage all the year. The climbing evergreen vine is Euonymus. The evergreen fringe of Japanese Spurge (*Pachysandra*) once planted looks after itself and is sure to fill up any irregularities about the base of the shrubs. A planting of this kind could be put in sun or shade.

Perhaps you, reader, have a similar corner differently planted; or, it may be an equally satisfactory solution of a different kind of problem. Won't you send me a photograph of your special pet planting?



A Border Like This is a Joy for Years!

Of all the flowers we know, none bring greater satisfaction over a longer period of time and at less labor and expense than do Tulips. This year especially, due to bountiful crops, the bulbs are quite reasonably priced. With proper care they will bloom over a period of years. So, do plant plenty—now!



Dreer's Cottage and Darwin Tulips

These two classes of late or May-flowering Tulips, assure you the companionship of unique flowers over a period of about three weeks. The Darwins bring an array of striking colors, in large cup-shaped flowers borne on tall, stiff stems. The Cottage Tulips are most graceful and last a long time. You should plant some of both classes for greatest satisfaction in both the garden and the home.

Dreer's Autumn Catalogue Free

It covers every phase of Fall gardening activity and offers the materials with which to execute most any garden plan. Above all, the Seeds, Bulbs, and Plants it offers are of absolute dependability. Back of them stands almost a century's experience and effort to sell aught but the choicest. Please write for the catalogue to-day and let Dreer Service help you to greater garden joys.

Charming Cottage Tulips

Twelve distinct varieties the merit of which is acknowledged by all. They bring a wide range of colors, forms, and all are noted for their lasting qualities.

3 each of 12 sorts, 36 bulbs	\$ 2.00	postpaid
6 each of 12 sorts, 72 bulbs	3.50	"
12 each of 12 sorts, 144 bulbs	6.50	"
25 each of 12 sorts, 300 bulbs	12.50	"

Stately Darwin Tulips

Of the many varieties offered in this class none are more effective than the following six: Bartigon, crimson scarlet; Bleu Aimable, lovely lavender; Farncombe Sanders, scarlet tinged rose; La Tulipe Noire, velvety maroon; Pride of Haarlem, old rose; Princess Elizabeth, rich, rosy pink.

We will supply:

6 each of 6 popular sorts, 36 bulbs	\$ 1.50	postpaid
12 each of 6 popular sorts, 72 bulbs	2.75	"
25 each of 6 popular sorts, 150 bulbs	5.25	"
100 each of 6 popular sorts, 600 bulbs	20.00	"

HENRY A. DREER 1306 SPRING GARDEN STREET
PHILADELPHIA, PA.

Natives Now Ready to Come Into Your Garden

The charm of some is found in their foliage, while with others the flowers dominate. Once established all are here to stay for good. Will spread and delight you with their faithfulness each succeeding year. Plant these NOW.

Dutchman's Broom . (See above.) Beautiful foliage, curious flowers.	per 10-per 100	\$1.00	\$8.00
Mortensia virginica . The ever lovely blue-flowering Virginia Cowslip.		1.50	12.00
Erythronium or Dogtooth Violet . Extremely interesting natives thriving well in shady places.		1.00	8.00
E. albidum . White flowers, light green leaves.		1.00	8.00
E. americanum . Yellow flowers, mottled foliage.		1.00	8.00
E. grandiflorum . Our wild yellow Meadow Lily for moist spots		1.50	12.00
Lilium canadense . The wild orange-red Lily with pretty purple spots.		1.50	12.00
Lilium superbum . A glorified form of preceding sort.		2.00	15.00
Sanguinaria canadensis . Our native Bloodroot with white flowers followed by attractive foliage.		1.00	8.00

Thousands of people interested in naturalistic gardening find our free catalog fascinating reading. May we mail you a copy? When writing please mention The American Home.

GILLETT'S FERN AND FLOWER FARM
3 South Main St., Southwick, Mass.



Evergreens Like These from HICKS NURSERIES

EVERGREENS for foundation groups, for tall screens, for stately specimens, can readily be moved this winter from our nurseries to your estate. For more than 70 years we have experimented and perfected methods that make big tree moving safe.

Hicks Time-Saving Evergreens

will give dignity to an entrance, supply a background for the garden, protect buildings from cold winds, and add to the actual value of your property. These trees are well-developed specimens, grown under the best possible conditions. Whether you need a carload or a single specimen, you should write for full information.

HICKS NURSERIES
Box M Westbury, L. I., New York



Garden Reminders



In gardening a date can only be approximated. Generally the latitude of forty degrees at sea level and a normal season is taken as standard. Roughly, the season advances or recedes fifteen miles a day, thus Albany would be about ten days later than New York (which is latitude 42).

The latitude of Philadelphia is a week earlier. Also allow four days for each degree of latitude, for each five degrees of longitude, and for each 400 feet of altitude. Latitude 40 approximates a line through Philadelphia, Pa.; Columbus, Ohio; Richmond, Ind; Quincy, Ill., Denver, Colo.

THE Clean Up Campaign, started last month, should be kept going till all is ready for winter. Cut off and burn the tops of perennials such as Chrysanthemum, Larkspur, Hollyhock, Daisy, and the like; pull out all annuals as soon as they are killed by the frost, and burn. The more thoroughly you do this job the better it will be for your garden next year. Clean out all cocoons, nests of caterpillars, and the round dry cedar apples found around the trees and shrubs. Spray all trees, except the evergreens, as a guard against scale and insect pests. San José Scale is frequently found upon Lilacs and it is very destructive once it gets established. It appears like the head of a fairly large pin in steel gray, clinging closely to the limb. Spray with lime-sulphur solution, and in badly affected parts scrub with the solution and a tooth brush. Do it on a mild day.

Soil for Seed Flats

Seed flats needs must be started long before frost is out of the ground so you should now bring into the basement the boxes of soil you will need. Select the best soil you have; by best we mean soil that is rich and fertile, and that contains lots of humus. If you have kept a compost heap for any length of time and have some good friable soil in it take some of that. You will want some sand, also. Later on this page will discuss the preparation of seed flats.

Bulbs in the House

Bulbs for blooming in the house may now be potted up. After planting in pots Tulips, Hyacinths, and Narcissus must be put out in a coldframe for eight to ten weeks to produce good root growth. Let the soil be light and rich with plenty of humus and you should add to it bonemeal, about five or six trowelfuls to a wash boiler of soil. This must be well mixed and if the soil is heavy add sand—about one quarter of the bulk of the soil may be sand. If you are planting just a few bulbs you can purchase the soil already mixed at the florist's, but be sure to find out

whether the bonemeal has been added. Be sure to provide drainage in the pots. If you are using new pots soak them in water for at least twelve hours before planting in them.

Paperwhite Narcissus are among the easiest of the bulbs to force in the house. They may be planted in most any kind of a dish, first filling it almost full of pebbles and then nesting the bulbs in them. They may be planted close together. Fill the dish with water and put it in a cool dark place to make root growth at a temperature of 40 to 60 degrees, remaining there four to six weeks. If they make good root growth before you bring them out to the light they will produce much better flowers.

Hyacinths may also be grown in water but without pebbles, using special hyacinth glasses that may be purchased from the florist. These also must be set in a cool dark place to make root growth. You may plant several pans of bulbs at one time and then bring them out into the light a week or ten days apart.

Garden Tools Need Attention

Garden tools should be brought in and thoroughly cleaned up. Sharpen all cutting tools, and file the hoe good and sharp. Cover all metal parts with oil to keep them from rusting and the wooden parts will be better if given a couple of coats of good paint. Have the lawn mower put in shape before it is stored away and it will be ready in the spring when you want it. Plant tubs should be cleaned and painted and everything around the place put in shape for the winter sleep.

Watering House Plants

House plants, without doubt, suffer more from lack of water than from any other one thing. Truly they are not easy to keep watered in the usual way but there is one sure way to see that they get all they need and not too much. When the soil in the pot is dry take the plant, pot and all, and set it in a pail or tub of water to the depth of the pot. Let it stay two or three hours and you will find that it will be wet just right. Never

allow water to stand in the saucer under the plant. Do not keep the plants too wet all the time: nature alternated between wet and dry and we are quite safe if we follow nature.

Do not keep your house plants where it is too warm, 60 to 65 degrees is a lot better than 75. They need sunlight and fresh air, but avoid draughts. Watch out for diseases and pests, spray or syringe them before it is too late. Prevention is much easier than cure.

Evergreens Need Care

Evergreens need special protection in sections where the weather is changeable in winter. The hot sun in February may burn them and in exposed places severe winds will do them great harm. This is especially true along the seashore where it is best to protect them with a high board fence placed to shield them from the prevailing storms. Lower growing things may be shielded by placing evergreen boughs over and among them. All newly planted evergreens must have plenty of moisture in the soil around them when they freeze up for the winter. Do not forget to mulch heavily all newly planted shrubs and evergreens after they are once frozen up. Use leaves, peat moss, or buckwheat hulls for this purpose.

Care of Roses

If you live in the milder sections where your Roses do not have to be covered they will be benefited by a light pruning at this season. The extra long growths may be shortened so that the winter winds will not whip them so badly. All Climbing Roses should be carefully tied to their supports. Raffia is the best thing for this purpose.

If the ground is not frozen you can set out Roses. They are perfectly dormant now and if well planted and covered properly after they are frozen up they will be in better shape in the spring than if you let it go till then to plant. The important thing is to cover them well. If you will not do this you may as well wait till spring to plant Roses.

A Garden Full of Darwin Tulips for \$2.00



IN anticipation of again placing before our customers a collection of Darwin Tulips we have had a sufficient quantity grown so that we can offer

**50 Giant Darwin Tulip Bulbs
Finest Mixed, for \$2.00**
Selected from fifteen named varieties

Few Spring flowering plants rival the Darwin Tulip. They are a wonderful addition to the flower garden.

Plant any time before the ground becomes frozen, and they will bloom from the middle of May to Decoration Day.

Mail your order with Check, Money Order, Cash or Stamps, mentioning this advertisement, or call at any of our stores, and secure this exceptional collection, sent prepaid to any point in the U.S. east of the Mississippi. For points West and Canada, add 25c (\$2.25).

For those desiring Darwin Tulips in separate varieties, so the colors may be studied, we offer a Collection of 10 each of 10 varieties separately labeled for \$5.00.

Our 1928 Fall Bulb Catalog sent on request

Stump & Walter Co

One of the Largest Growers and Importers of American, Dutch, French and Japanese Bulbs for Discriminating Flower Lovers in the United States
30-32 BARCLAY STREET, NEW YORK
Branch Stores in Newark, N. J., White Plains, N. Y., Baltimore, Md.

BETSCHER'S NEW HYBRID HEMEROCALLIS

The best hardy garden plant

21 fine sorts \$2.50 each, \$250.00 per 100
Flava, Florham for 25c each, \$2.50 per 12

20 acres Peonies all the best

Archie Brand	M. E. Gallee
D. De Nemours	Umbellata Rosea
Mad. Guerin	De Candolle
Off. Rubra	M. J. Elie
B. Schroeder	O. De May
Longfellow	Ville de Nancy
1 each of above \$12.00, 2 each \$22.00	

Gismonda	Sarah Bernhardt
Richard Carvel	Primevere
M. Bullock	Therese
1 each of above sorts for \$15.00	

6 choice peonies \$5.00—12 for \$9.00
Post free of cost—all large, free bloomers

World's best Dahlias, Gladioli—Send for list today.

C. BETSCHER

Dover, Ohio

L. B. 67

Dwarf Alberta Spruce

Picea glauca conica

One of the prettiest upright evergreens you can imagine. The picture shows its symmetrical growth, and gives a hint of the density. The needles are small, bright green in color, and unite in making a superb specimen for lawn or foundation groups.

"More New and Rare Plants," our information folder for fall, will give you details, sizes and prices of this rare evergreen. Roses for all planting, hardy plants, are also presented. A copy will be mailed on request.

Wyman's Framingham Nurseries

FRAMINGHAM
Massachusetts



BOBBINK & ATKINS

Ask for Catalogue



Visit Nursery

ROSES—Autumn Planting

Several hundred thousand field-grown plants in several hundred varieties are ready to ship. Many new and rare varieties, an extensive list of Climbing Roses and Roses adapted to all parts of the country are described and priced in our catalogue "Roses by Bobbink & Atkins," and in our special folder "Roses—Autumn Planting." A copy of the catalogue and folder will be mailed to all who intend to plant Roses.

Lilacs—Autumn Planting

These popular spring-flowering shrubs will thrive in almost any location. Nearly 200 varieties are in our nurseries. If you intend to plant Lilacs this fall please ask for our special folder.

Evergreens for Autumn

For plantings of any magnitude we can supply Junipers, Spruce, Japanese Yew, Thuja in variety, grafted Blue Spruce (Koster and Moerheimi varieties). Ask for special evergreen catalogue.

Old-Fashioned Flowers

New old-fashioned flowers for perennial gardens, rock gardens, ground covers, woodland plantings, dry soils, and moist places. Ask for our catalogue "Hardy Herbaceous Plants" if you intend to plant old-fashioned flowers.

Climbing Vines and Creepers


Polygonium, Ampelopsis, Honey-suckle, Euonymus, Bignonia, Aristolochia, Wisteria, Ivy, Silver Lace Vine, and many others are described and priced in our special folder.

Our Specialties

Deciduous and evergreen Azaleas, Kalmias, Chinese Magnolias, Kolkwitzia, Cotoneaster, Viburnum Carlesii, new Barberries, and popular French Hydrangeas in blue, pink, and white.

In your request for catalogues it is important to state definitely what you intend to plant. We issue several catalogues

BOBBINK & ATKINS, Rutherford, N. J.



Built at Rockville Centre, N. Y., for \$12,000. Photograph by Milo Guild

Contents
for
NOVEMBER, 1928

VOLUME NUMBER 2

		PAGE
Editorial	Walter Prichard Eaton	111
A Garden That Grew from a Cellar		112
A Real Home Before and After	Margaret Fleming	113
\$700 for Three Rooms and Bath	Marjorie Lawrence	115
Building and Loan Associations	W. S. Parker	117
The Corners of Your Room	Estelle H. Ries	118
Four Houses	Schultz & Whitney	120
The Well Set Thanksgiving Table	Lee McCann	122
A Thanksgiving Portfolio		123
Smartness Invades the Kitchen Cupboard	Margaret Harmon	127
Sunrooms for Winter Days		128
New Covers for Old Furniture	Winnifred Fales	130
Fabrics for Slip Covers		131
The Small House of Good Design		
	Mellor, Meigs & Howe	132
A Modern Garden	Lilian B. Alderson	133
When Winter Comes Look to Your Blankets	Phoebe Cole	134
The Real Value of a Good Chair	Grace L. Daggett	135
What to Do with the Old Shingle Roof	Roger B. Whitman	136
For the Man Who Likes to Build	H. Rossiter Snyder	137
The Care of Our Belongings	L. Ray Balderston	138
Home Heating for Health	Donald A. Laird	139
Bulbs Indoors for Winter	Olive Hyde Foster	140
The Small Garden Well Done	R. B. Ware	141
Flowers You Buy in November	Bertha Streeter	142
Tucking Away the Garden for Winter	C. T. Gregory & E. R. Honeywell	143
Rooting Cuttings in the House	Ellen Eddy Shaw	144
Government House Plans		146
Up-to-Date Devices	Wilma Luyster	148
In and About the Garden	Leonard Barron	101
Garden Reminders		103
Hearthstone Booklets		156
Shop Windows of Mayfair	Shirley Paine	174

ELLEN D. WANGNER,
Editor

LEONARD BARRON,
Horticultural Editor

Forecast
for December

OUR special Christmas issue is so packed with quantities of good things that it is just impossible to begin to tell about them. But there you will find suggestions for Christmas presents for everyone you know, with our shopping service all ready to help you. A little article on holiday suppers and how to serve them comes in very handily, and hints on lighting the living Christmas tree are most welcome. One word more—we are fortunate indeed in being able to offer you in December Albert Payson Terhune's "Are You Fit to Own a Dog?"

DOUBLEDAY, DORAN & COMPANY, Garden City, N. Y.

MAGAZINES

COUNTRY LIFE
WORLD'S WORK
THE AMERICAN HOME
RADIO BROADCAST
SHORT STORIES
EDUCATIONAL REVIEW
LE PETIT JOURNAL
EL ECO
FRONTIER STORIES
WEST
THE AMERICAN SKETCH

BOOK SHOPS (Books of all Publishers)

NEW YORK: LORD & TAYLOR; JAMES MCCREERY & COMPANY
PENNSYLVANIA TERMINAL AND 166 WEST 32ND ST.
848 MADISON AVE. AND 51 EAST 44TH STREET
420 AND 526 AND 829 LEXINGTON AVENUE
GRAND CENTRAL TERMINAL AND 38 WALL STREET
CHICAGO: 75 EAST ADAMS STREET
ST. LOUIS: 223 N. 8TH ST. AND 4914 MARYLAND AVE.
KANSAS CITY: 920 GRAND AVE. AND 206 WEST 47TH ST.
CLEVELAND: HIGBEE COMPANY
WEST
SPRINGFIELD, MASS: MERRINS, PACKARD & WHEAT

OFFICES

GARDEN CITY, N. Y.
NEW YORK: 244 MADISON AVENUE
BOSTON: PARK SQUARE BUILDING
CHICAGO: PEOPLES GAS BUILDING
SANTA BARBARA, CAL.
LONDON: WM. HEINEMANN, LTD.
TORONTO:
DOUBLEDAY, DORAN & GUNDEY, LTD.

OFFICERS

F. N. DOUBLEDAY, Chairman of the Board
NELSON DOUBLEDAY, President
GEORGE H. DORAN, Vice-President
S. A. EVERITT, Vice-President
RUSSELL DOUBLEDAY, Secretary
JOHN J. HESSIAN, Treasurer
LILLIAN A. COMSTOCK, Asst. Secretary
L. J. MCNAUGHTON, Asst. Treasurer

COPYRIGHT, 1928, BY DOUBLEDAY, DORAN & COMPANY, INC. ALL RIGHTS RESERVED. TITLE REGISTERED IN U. S. PATENT OFFICE. Subscription \$1.00 a Year; for Canada, \$1.50; Foreign, \$2.00. Entered as second-class matter at Garden City, New York, under the Act of Congress, March 3, 1879.

For Best Results, Plant NOW

Dreer's ROSES

Dormant, Hardy

Both professional and "seasoned" amateur Rose enthusiasts agree that Fall planting of dormant plants is thoroughly practical. It is also likely to result in finer flowers next June, because of the early start which the plants get. The sturdy, well-hardened plants we supply should be set out just as in the Spring and protected like you do your other Roses. They will then spend the winter in nature's own storehouse (your garden soil) and will be ready for root action with the very awakening of Spring. Of the many hundreds of varieties which we offer, none could bring a greater measure of Rose satisfaction than

The Famous Dreer Dozen of Hybrid Tea Roses


Each year we literally test hundreds of Roses—old and new—in our Riverton Trial Grounds. As time goes by, new varieties supersede old standards. The Dreer Dozen consists of varieties that have proven their merit under exacting tests. Here they are:

- | | |
|--|---|
| Duchess of Wellington. Saffron-yellow. | Mrs. William C. Egan. Outside of petals light pink, interior deep flesh color. |
| Hadley. Rich crimson-scarlet. | Padre. Glittering coppery scarlet. |
| Imperial Potentate. Glistening rose-pink. | Radiance. Bright carmine-pink. |
| Los Angeles. The celebrated luminous flame pink. | Red Radiance. Rich cerise-red. |
| Mme. Edouard Herriot. (The Daily Mail Rose). A wonderful coral-red. | Souvenir de Claudius Pernet. The world famous sunflower yellow. |
| Mme. Jules Bouche. The best white bedding Rose. | Souvenir de Georges Pernet. Brilliant oriental red, a wonderful Rose. |

We will supply one each of the Dreer Dozen, in strong two-year-old dormant plants for \$11.00, delivered to any Post Office in the U. S., or any of the above sorts at \$1.00 each, \$11.00 per doz., \$90.00 per 100 delivered.

Dreer's Autumn Catalogue offers a most comprehensive collection of Roses, especially adapted for fall planting, also Dutch Bulbs and other garden materials for immediate use. Gladly mailed free on request and please mention this publication.

HENRY A. DREER, 1306 Spring Garden Street Philadelphia - - - Pa.



[A Remarkable Offering of Magnificent Bulbs at 1/2 their actual Value]

THESE bulbs sell normally around \$85.00 a hundred and higher. Rather than hold them at their real value, we are going to give you the advantage of our good fortune and turn our possible profits into good will.

We are offering these heavy, mammoth bulbs, 5-6" in circumference, sure to produce 3 to 4 blooms the first season—an extraordinary bargain at these prices.

- 12 bulbs for \$ 6.00 (regularly \$12.00)
- 25 bulbs for 11.00 (regularly 24.00)
- 50 bulbs for 20.00 (regularly 45.00)
- 100 bulbs for 39.00 (regularly 85.00)

Regal Lilies follow the Madonna Lilies—which they somewhat resemble—in their blooming period. From three to six long trumpet-like flowers with throats of canary yellow shading to a pearly white, are borne on stately stems four to five feet tall. Being natives of Northern China and Thibet, they are perfectly hardy and are the most "fool-proof" of all lilies provided they are planted in a sunny spot.

These lilies are a permanent investment. Each year the bulbs will grow larger and increase in number, giving you recurring pleasure from season to season.

N. B.—Avoid disappointment! Don't delay your order as this stock is limited and will soon be exhausted. ORDER NOW!

Schling's Bulbs

Max Schling Seedmen, Inc.
Madison Avenue at 58th Street New York City

Turn Dead Leaves into Rich Manure

Don't burn fallen leaves. Add ADCO, keep them moist, and they will turn into excellent manure.

DO not destroy any garden refuse. It represents more than half the yield of the soil. By the simple ADCO process it can be converted into manure and turned back to nourish that same soil.

Anybody can use ADCO, and every good gardener should use ADCO. Nothing takes the place of manure, and with ADCO you can make quantities of it, rich, odorless, and clean.

Your seed house can supply you with ADCO, or it can be had Direct from us. Simple directions accompany every package. Drop us a card and we will gladly send interesting booklet free.



ADCO

1738 Ludlow Street, Philadelphia, Pa.

MICHELL'S DARWIN TULIPS for Your Treasure Garden



Mitchell's color plate collection which includes Mr. Farncombe Sanders, Pride of Haarlem, Dream, La Tulipe Noire, and Centenaire, five of the finest Darwins in existence today, delivered postage prepaid to you at the following special prices:—

- 100 20 of each of the five varieties all labeled \$5.00
- 50 10 of each of the five varieties all labeled \$3.00

Mitchell's annual bulb catalog is now ready. A copy will be mailed upon your request.

MICHELL'S SEEDS
520 Market St. - Philadelphia, Pa.

Fall House Cleaning In The Garden

A thorough garden clean-up every Fall will ultimately free your garden of most common weeds. And if the weeds pulled are subjected to a thorough treatment with a complete insecticide, your garden will harbor fewer insects next season.

Among many insecticides available, the one recognized greatest garden cleanser is



A really efficient insect exterminator and garden health promoter. By thoroughly combating all insects, blights and other plant diseases, Melrosine enables your garden to devote all its energies to its real business of producing flowers, fruits, or vegetables. Only where sucking and leaf-chewing plant enemies are kept down, can garden conditions approach the ideal.

Start now to make your 1929 garden more productive of better flowers, fruits, and vegetables—Melrosine will do it! Full directions on each can. For sale at most horticultural supply stores, or we will supply direct. Instructive leaflet free on request.

GARDEN CHEMICAL COMPANY
Park Avenue & 146th St.
New York, N. Y.

Thanksgiving—the ideal 1928 model

Walter Prichard Eaton pictures a real day of thanks

THE Fourth of July has been made safe and sane. No longer on the night before do the boys make bonfires of everything not under lock and key, and ring the church bells in defiance of sexton and police. Doubtless this is an improvement; the old folks think it is, anyhow. But is Thanksgiving to go the same way?

Are we to have a safe and sane Thanksgiving in the future, with no mince pie for breakfast, no boiled onions with the turkey, and only one kind of pie, and no sisters and cousins and aunts, nieces and nephews and grandchildren, sitting around the family table and retiring to bemoan their too great indulgence? Are we to go out to a hotel or restaurant for our meal, with its lamentable parody of mince pie, pay the bill, and then go to a matinée or a football game? Or first to the matinée, with our dinner at night—in itself a complete overthrow of tradition? Are we no longer to exercise in brisk air, earning the right gloriously to overeat at two o'clock, and then doze out the rest of the afternoon?

ALAS, the good old Thanksgiving stuff required days of preparation, and considerable room for culinary operations. Mincemeat had to be made and stored in stone crocks. Pumpkin pies had to be baked and set to cool. Vegetables had to be prepared. The turkey had to be stuffed and roasted in its vast pan of gravy. Extra leaves had to be put in the table, and extra chairs set around it. A real kitchen and pantry were needed, a generous stove, a real dining room—not a hole in the wall with a tin box over a gas jet, opening out of the dark closet known in New York apartments as a dining room.

The old American Thanksgiving was the celebration of a land of plenty—plenty of food, plenty of space, plenty of family. It was the annual gesture of an entire people to signify that they relished the good things of life, and that the home was the family center from which those good things radiated.

IT WAS a celebration that could only have flourished in a land of homes, and a land where people who had worked hard for what they possessed were glad, and rather proud, to work a little harder still once a year for the feast of celebration. Thanksgiving, indeed, was a symbol of our national life, combining the gratitude of the pioneer for a season's crop and a safe family, with the pioneer descendant's pride in achieved

abundance and ample families. Until recent times, in fact, we have never felt far away from our pioneer past, and all of us who as children can remember going back to grandfather's house for Thanksgiving recall not only the turkeys and pies, the cookies and cakes, the odor of mincemeat, but we recall also the old house, the scrubbed kitchen floor, the cistern pump at the sink, the well outside, the frosty fields, the sense—vague and mystic in our young mind—that somehow we were coming back home, a sense all the stronger, of course, if habitually we lived in cities.

FOR better or worse, this has been pretty much changed in modern America. Families have been widely scattered and lost their sense of unity. Intensive urban growth has removed many of them almost completely from remembrance of their rural origins; and in the cities themselves the increased cost of living has made it impossible for many people to celebrate Thanksgiving with a family party in a house, or even to get born in a house, to know a house to call home. It is a trifle difficult to wax sentimental over Apartment B, 8th floor, as the old homestead, especially when you didn't move in until last May.

Besides, the kitchen isn't big enough to cook an eighteen-pound turkey in, let alone four mince and two pumpkin pies and a pudding. Anyhow, the cook never heard of a mince pie, and *you* haven't the faintest idea how to make one. Cousin Jane's apartment over on 48th Street is no bigger. Hang it all, let's get the Joneses—they haven't any children to be fussing about—and go down to a hotel. They are putting on a special dinner at the Biltmore. We can go to a show afterwards. And that is the new Thanksgiving in urban America, the poor pale ghost of the old.

BUT isn't this one too fine to let die? Isn't it worth fighting for? Isn't it worth as much to our children as it was to us? Shall we not, on Thanksgiving Day, though our dwelling be a tiny apartment, make it a home where those nearest and dearest shall rally—even if they are a bit crowded—and the food shall be home cooked, and the talk home grown, pushing for an hour the world into the background and giving us (and especially the young folks) that sense of family affection and solidarity and mutual interest on which our nation rose to strength?



Walter Prichard Eaton



Photograph by Richard Averill Sm.

THE GARDEN THAT GREW FROM A CELLAR

An abandoned excavation was turned into this spot of beauty at a surprisingly small cost when the house on the opposite page was remodelled—a striking example of what taste and ingenuity can achieve without much expense

A real home; before and after

*Complete restoration inside and out
created this lovely home*

MARGARET FLEMING

IF YOU will compare the pictures of this old house in White Plains, New York, when it was bought by its present owners, Mr. and Mrs. H. Bethune Weisse, with the picture of it as it now looks, you will admit that the buyers had courage and imagination.

The house stands on a beautiful suburban street, a broad highway bordered by four rows of magnificent trees, with a green, well planted parkway down the middle. But "No. 96" was a Cinderella in this exquisite setting, or, rather, it was a very old, shabby and badly dressed woman. Part of it dated back almost to the Revolution. On this spot was fought the battle of White Plains, now commemorated by a

bronze tablet affixed to a remnant of the old breastworks just across the street.

Originally the house must have had the charm and simple dignity of the New England farmhouses of two hundred years ago, but subsequent owners had run a hideous gingerbread porch all across the front and part way around the side. They had inserted here and there

stained glass windows, and they had finished off the picture by painting the whole house dark red with green trimmings, so that it looked like a shabby Christmas card.

The grounds represented a further difficulty: they included a wide frontage which tapered to a pin point at the rear, because the side street met the main street at an acute angle. Worse still, the unoccupied half of the lot was a deep, irregular hole. This had once, long ago, been dug for the foundation of a church, and one side of the foundation wall had been built. Then the church building plans had been given up, so the wall and the hole and the cornerstone had been abandoned. As time



Surely the buyers of this dilapidated old house had vision—a vision justified if you compare it with the photograph below

With the disfiguring porch knocked off and a dignified Colonial doorway added the old house becomes a home



Photographs by Richard Averill Smith

went on, mud washed in and half obliterated the wall and the discarded boulders and tree trunks in the bottom of the excavation. Other trees grew up in the hole, and finally weeds and hardy yellow Day Lilies claimed it for their own.

The new owners felt, however, that the old house could be restored easily. In making the alterations on the outside, they felt that it was the part of wisdom to engage a competent architect to advise them, so that all changes would be true to character and period. They decided to save money on the inside alterations and as much as possible on the outside changes by hiring cheap labor and supervising carefully themselves, rather than by letting out the whole job to a contractor. By this scheme they saved two or three thousand dollars, but it necessitated a good deal of shopping around and a careful study of up-to-date materials and methods in house-building.

The house was sturdy, with a good cellar, firm foundations and a leak-proof roof. The first thing to do was to knock off the hideous porch and to substitute

a dignified Colonial doorway. This also necessitated a reshingling of the front, which was not uniform, being plain boards below the porch roof and small shingles above. It was resingled with large shingles. A side porch more in keeping with the character of the house was added.


The roof of the old building had too much overhang. Therefore it had to be cut back and a narrow cornice put in its place. Four of the lower floor front windows were French windows. When the front porch was removed, these windows had to be built up and equipped with blinds, which were lacking. Conversely, the side windows in dining room and library, which now open on the new porch, had to be cut down.

One of the most difficult problems was the question of painting. Where could they find a flat paint capable of covering, in not too many coats, the hideous red already on the building? It must be

flat, not shiny, to be in keeping with the style of the early farmhouses in New England, which were often whitewashed. The question would have been fairly easy to answer if the owners had intended to first burn off the red paint, but they did not wish to do so for two reasons: the expense, and the fire hazard. They finally discovered a dull white stain, not cheap, but very satisfactory, which covered the red in two coats. It has been on for six years and not until this spring has it begun to show signs of wear. Navy green was used for the blinds, and the roof was stained dark brown, for appearance's sake.

Estimates were obtained from two contractors for the outside work on the house: painting, tearing off old porch and building a new one, reshingling front, cutting back roof and putting on a cornice, changing doorway, lengthening two windows into French doors and shortening four windows, and adding four pairs of solid shutters. By making separate contracts with the various kinds of workmen involved, and overseeing the work themselves, Mr. and (continued on page 165)

Costing but \$35 this new copy of an old mantel accents the quaint atmosphere given this room by its old furniture





Photographs by H. Victor Keppler, and R. H. Macy & Co.
A charming corner of the living room whose furnishings amounted to \$316.47. (For detailed price list see text)

\$700 for three rooms and bath

*Not cost but wise selection makes for
 homelike charm and comfort*

MARJORIE LAWRENCE

WHEN we came to New York to live for two years I started out with high hopes in quest of a furnished apartment. A few days' search served to reveal only the extraordinary number of people whose idea of furniture is embodied in a cheap over-stuffed living room "suite." I was becoming thoroughly disheartened at the prospect of spending two years in any of the surroundings I had seen when my husband suggested taking an unfurnished place. I gently reminded him that we had neither stick nor stone to put into an empty apartment, and that lamps and pictures would not serve as chairs and tables. He thought that it

might be a better investment for us to buy inexpensive and attractive furniture to use during the two years we had leased our suburban home than to pay an equal amount for the privilege of enjoying such doubtful comfort as seemed available at our price.

After due calculation, we agreed on \$700 as the amount we felt we could spend on the charming three room and bath apartment which we discovered in a remodelled house. The apartment has no foyer, and one enters directly into the living room, but we felt that the fine Colonial fireplace more than atoned for

this deficiency. My problem was to make \$700 stretch over living room, bedroom, bath, and kitchen equipment. Fortunately, the kitchen was already the proud possessor of a small and spotless white gas range, two built-in wall cupboards, and an adequate refrigerator.

The living room measured about 14 x 20 feet, and had a southern exposure with two windows at the narrow end through which the sunlight streamed. The landlord had painted the walls a light shade of gray, but I decided to repeat the yellow of the sunshine in my color scheme, giving due thought to dark winter days. I tempered it with green, a concession to the flood of light.



Modern chintz which Mrs. Lawrence chose to cover dressing table, chairs and couch



The bedroom is done in blue and orange and apricot, and cost its clever mistress only \$259.19 to furnish

The dining quarter of the living room, showing the good-looking table which serves admirably for meals



Then I made a list of the furniture which I knew I should need. This included a large table—not too obtrusively suggestive of meals—a couch, a comfortable chair, about four smaller chairs, two or three small tables, a rug, curtains and draperies for the living room. The bedroom would require two beds, a chest, a bureau or dressing table, a boudoir chair, a night table, some small rugs, and curtains. I decided to shop for the living room first, keeping a wary eye open to bedroom possibilities at the same time.

As our apartment could not be bound by any definite rules of furnishing, I started out unhampered by any prejudices and found that my requirements were best met by a blend of French provincial and early American types of furniture.

My first find was an early American table with a stretcher base, and two butterfly supports for the wings. The hickory finish was soft and mellow and blended well with the walnut of the provincial and the maple of the American pieces I subsequently selected. The price was only \$44.75, (continued on page 180)



Homes as attractive and enduring as this little brick dwelling may be had by anyone who takes advantage of the opportunities offered by the Building and Loan Associations. (Courtesy Common Brick Mfgs. Assn.)

Building and Loan Associations

*A mutual benefit plan encouraging thrift habits
and home ownership*

WILLIAM STANLEY PARKER

THE days of Stocking Savings Banks are long past. They were a natural result of primitive days, when each person was obliged to be to a large degree self-sufficient. His own gun was his police force, open country was his public park to be enjoyed at his own risk. His ability to defend his home against attack formed the security of his private safe deposit box. Most of his barterings were in kind, and gradually acquired savings in coin of the realm earned no interest in their hiding place, stocking or otherwise. Those were the rigorous days of a hard-won independence, which entailed a stern dependence upon one's own unaided resources of strength, ingenuity, and courage.

Do we to-day, in our complex modern communities, appreciate the extent of the community safeguards afforded us

in our everyday life, liberty, and pursuit of happiness? We take our police force and transportation facilities for granted with, for the most part, little thought except to complain at their more obvious deficiencies. Likewise we enjoy, without much thought of their significance, the easily obtained security of safe deposit boxes and banking facilities. Still more, it seems to me, while some of us enjoy them, more of us ignore with little or no comprehension of their significance and value the new social devices of a coöperative nature devised to safeguard and build up our savings and in the process to encourage greatly the act and habit of saving.

The various types of Building and Loan Associations, in some states called

Coöperative Banks, are outstanding examples of this type of coöperative organization. It is all very well to preach the gospel of saving, but the would-be saver needs help in determining how to save and how to make his savings increase most fruitfully by their own earnings. Money can be deposited in any bank, of course, as a checking account, and a small interest of 2 per cent. or so be earned on whatever is left untouched, if more than a certain prescribed minimum amount. That is only one step removed from the stocking bank, so far as our savings are concerned, for the good reason that such bank accounts are not devised for savings but to facilitate payments by check, involving large overhead costs.

Savings banks, and savings departments in other (continued on page 152)



Suggesting the deep fireplaces of Early American homes is this ingle nook with the well designed cushioned seats in its corners. This makes a room within a room for friendly gathering



A comfortable chair, in good proportion to the size of the room and other furnishings, and placed close to a table with reading lamp, makes a charming corner nucleus


The corners of your room

Space often wasted that lends itself to friendly groupings

ESTELLE H. RIES

THE corners of a room offer opportunity for the unexpected touch, that contributes so much to its charm and homelike atmosphere. Corners are undoubtedly rather awkward places to furnish, and, with a window or door close to them, are frequently wasted space. It is true that empty corners have a certain architectural interest—the play of light and shadow in their angles, adding depth and richness to the room—so that it is not always necessary to put something into them. Indeed, to do so sometimes destroys a sense of balance that may have existed previously. Usually, however, the empty corner lacks this architectural interest, and looks simply empty.

The size of the corner will, of course, determine what one can do with it. Nothing looks worse than a large, towering piece too big for its corner, bulging far into the room, or rubbing elbows with its neighboring groups. Isolation of furniture grouping in the angle of a room



A built-in corner cupboard, a happy survival of Colonial days, is ideal for the small room where space is limited

It is for reading that corners are indispensable, for their location sets them apart as suitable for study and reflection

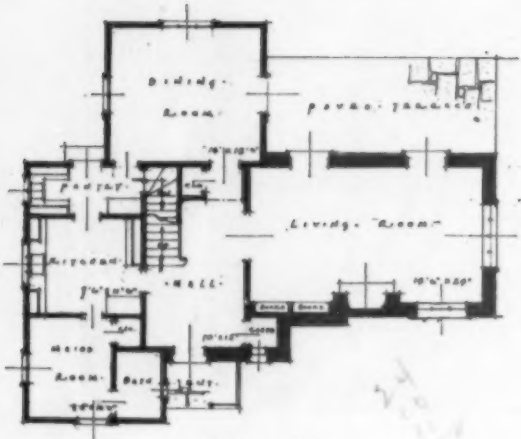
has many advantages. It is perhaps a temptation to place furniture across corners, but unless you are very pressed for room, and there is no alternative, it is not a good thing to do. The arrangement makes the room look smaller than it is, for it cuts off floor space where it would be useful, and makes an ugly and unuseable hole behind the piece so placed. Wall furniture should conform to the architecture of the wall. If it sets up non-structural lines, there will be confusion and lack of balance.

The placing of a large piece of furniture diagonally across a corner is unpleasing unless the furniture is of such a shape—kidney (continued on page 189)



M. WALLER SCOTT 23

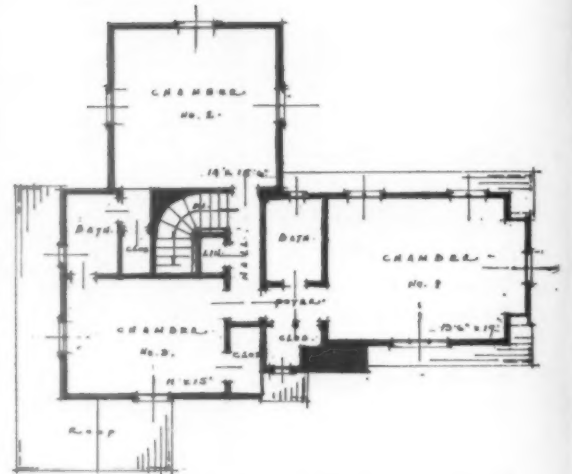
The house above holds a comfortable home-like appeal. It was built for Mr. Windsor Davis at Larchmont at a cost of \$16,500 —and this means good construction




First Floor Plan

FOUR HOUSES COSTING LESS THAN \$17,000

\$15,000 will build this unusual home (below) in the Metropolitan area. The floor plans above show a most interesting use of space



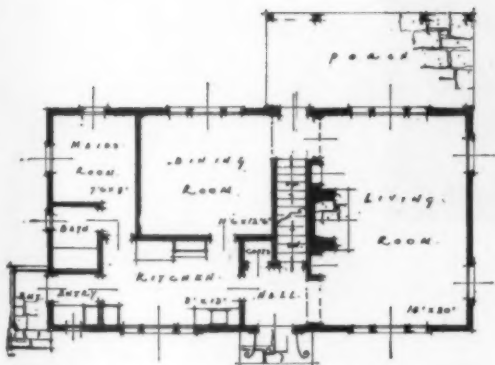
Second Floor Plan



M. WALLER SCOTT 24

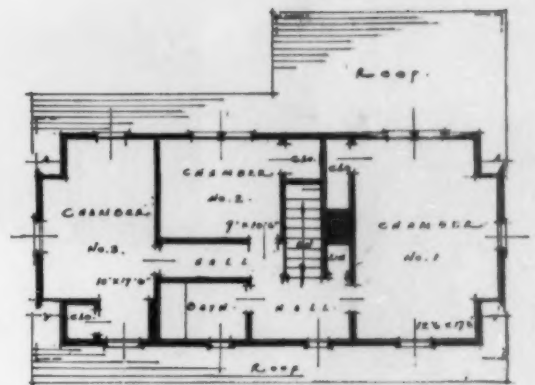


Home of Mr. Mayer, Norwalk, Conn., costing \$12,000. This includes brass plumbing, good building, pine paneling, etc. (See plans left and right)



First Floor Plan

SCHULTZ & WHITNEY
Architects



Second Floor Plan

A different and a bit more elaborate treatment of the same floor plan, which would make the house cost about \$15,000





Correctly laid for six people is this charming Thanksgiving dinner table, where simplicity is the keynote, and the holiday spirit is carried out in table decoration and color. Specially arranged for The American Home by James McCutcheon & Co.

The well set Thanksgiving table

*The simplest dinner seems to be a feast on the
carefully appointed table*

LEE McCANN

BURNISH the silver till it shines like the full moon; polish the glass till it gleams like a jewel; count up the china and look over the damask—Thanksgiving is almost here! It is the feast day when the past and the present come together, symbolized by the ceremonial board which no longer groans as in days of yore, under the

plenitude of its viands, but now smiles instead, a veritable picture full of color, design, and beauty.

When fully set, with shaded candles reflecting the warm tints of lovely china in gleaming silver, and the glitter of glass contrasting with flowers and the satin

sheen of damask, there is feast for the eyes as well as food for the appetite at the national feast.

We have passed the age of living "by bread alone." All over this broad land in countless houses of even the simplest type there is expression of good taste and knowledge of what is smart and suitable in dining. *(continued on page 166)*



Photographs by H. Victor Keppler

Linens of quality at low price is a dream that can be transformed into reality as we have discovered in the linens here illustrated, which are new and smart for November entertaining. When a lovely damask cloth can be had for \$6 no table need be anything but attractive. (Courtesy of James McCreery & Co.)

LINENS FOR THE THANKSGIVING TABLE

BEAUTY AT THE FEAST

*Inexpensive pewter and
lovely silver for the
home table*




Beautiful patterns in silverware such as this above, inspired by earlier epochs and rich in historical suggestion, lend cheer and hospitality to the Thanksgiving dinner table, where it rubs elbows in friendly and effective fashion with satiny pewter. (Courtesy of Reed & Barton.)

Modern pewter that has all of the soft luster, the traditional style and grace of line that made antique pewter so lovely, is a reason for being thankful, particularly when the Thanksgiving table must be designed in harmony with simple surroundings and with fittings moderately priced. (Courtesy of B. Allman & Co.)

RAINBOWS IN TABLEWARE

Dishes and glasses in all colors and shades bring sparkle and cheer



Here is China very new that gracefully assumes its responsibility to the decorative requirements of the table. It is new in design, delightful in color and looks a great deal more expensive than it is. For unusually lovely low priced service plates, see page 148. (Courtesy R. H. Macy & Co.)

There is romance, sparkle and color in the charming glass which can be had in such variety to give vivacity and an individual character to the assembled appointments of the table. Goblets and beverage glasses in the new cornflower blue are 69 cents each; in amber, green or rose, 47 cents each





Inexpensive are these new pieces of kitchenware in color. The mixing set is 95 cents; chopping bowl is \$1.95; heavy quality roaster \$5.75; saucepan for waterless cooking \$2.25; one dozen jelly moulds 50 cents; pie pans 40 cents and a nine-cup coffee pot \$2.50

FIRST AIDES IN THE KITCHEN

Smartness invades the kitchen cupboard


*Pots and pans and cupboard shelves
step out in new beauty*

MARGARET HARMON


IN THE early days of our country's history, the cupboard was the housewife's pride and joy. It was built in a conspicuous corner of the room and its contents stood revealed to public view. Pewter shone brightly on its shelves and sturdy earthenware presented a bold front to the world.

Then something happened to the cupboard. It gradually faded out of sight.

It shrank into a dark mysterious space behind a closed door. Its contents sank into disrepute. Any discarded box or old tin was considered good enough to hold culinary necessities. The eclipse of the cupboard lasted for several generations. It skulked in shadow until the birth of the



Samples of some of the attractive oilcloth shelf covers available to-day at small cost. (Courtesy R. H. Macy & Co.)



Gay floral design in oilcloth shelf covers, table cover, and equipment brings a wealth of color to this compact little kitchen. Brightly painted wooden shelves house this gay set for the kitchenette or small kitchen, where Hollyhocks do their bit to bring in outdoor charm. (Courtesy Kitchenette Art Shop)



modern kitchen called it again into the limelight.


The up-to-date kitchen cupboard or closet is as attractively outfitted as Madame's own wardrobe or dressing room. This does not imply the use of lace and ribbon trimming but it does indicate color and some of the interesting new shelf papers and oilcloths. Whether you have a built-in closet, a standard hygienic cabinet, or an odd modernistic piece of furniture, it has after all but one purpose—to house your kitchen equipment as efficiently and attractively as possible. The deep, dark closet with its newspaper-covered shelves and its jumble of ugly iron is a thing of the past. *(continued on page 168)*

A stencilled wheat motif decorates the cabinets and various pieces of the cupboard ensemble in this pleasant work room for the housewife. (Courtesy Mrs. George Herzog)



A happy blending of new and old furnishings (above). The inexpensive wicker chairs and rush rugs combine well with the modern tables and stands

A pottery wall vase at \$2.95, a three-pot stand for \$6.95, and a small iron fern holder at \$4.50 are a few of the many low-priced articles pictured here



A fernery for either living room or sunroom, in antique green with metal bowl to match

SUNROOMS FOR

Photographs by Don Diego and Fab Studios and by



Iron flower holders with copper bowls may be had for as low a price as \$2.75

WINTER DAYS

courtesy of Ovington's, R. H. Macy & Co., Lord & Taylor



Another sunroom where old and new fittings are harmoniously combined. At slight cost summer sunshine and garden greenery are carried into November days

Wrought iron lends distinction to any sunroom where stands such as this one planted attractively with Ivy provide beauty for the small purse

New covers for old furniture

How to wield the magic wand that transforms shabby furnishings

WINNIFRED FALES

ONCE the words slip covers suggested only the drab white or awning striped coverings that shrouded the furniture when the family left for the summer. To-day they mean color and gaiety and a means of harmonizing various inharmonious upholstery fabrics in a room. And no longer are they merely for summer use. Fall finds the sunroom coming into its own with gay cushions and fittings, and at once the slip cover steps into the living room to bring cheer there as well.

Are the large chairs shabby? Slip covers deck them out in new beauty. Are there several styles and clashing colors in couches and chairs and draperies? Slip covers to harmonize with the hangings make a new room out of the discord.

The old-fashioned slip cover, with its plain skirt cut in one with the upper part and just clearing the floor, has undergone a striking transformation since slip covers were promoted from sweeping-day and shut-up-house utilities to decorative adjuncts. Once, it did not matter of what they were made nor how they fitted, provided they kept out dust. Sartorially speaking, they belonged to the Mother Hubbard era! Now we have progressed to the age of smartly tailored clothes, and the garb of our furniture reflects their style and beauty. Its colors are carefully chosen in harmony with the room scheme, and its lines snugly molded to those of the furniture beneath.

It is an easy matter to make slip covers. No one who can run a sewing machine and has had even a little experience in dressmaking need hesitate.

AS AN illustration, let us take for instance a popular type of upholstered chair with a loose cushion. The material having been chosen, we next wish to know how many yards will be required. Begin by removing the loose cushion. Then with a tapeline measure from A to B (Figure 1). At B tuck the slack of the tape down into the crevice where the seat and back meet, forming a loop as shown by the dotted line. Holding this in place, continue measuring up to C and down the outside of the back to D. Add eight inches for seam allowance.

Next, tuck one end of the tapeline into the crevice between seat and arm,

point E, and measure from E to F and down the outside to G (if the arm is arched, take the measurement at the highest point). Add six inches for seams. This gives the *length* required for one arm-section.

Now measure the outside depth of the chair seat from front to back and add three inches for seams to get the *width* of the arm-section. If this measurement is not more than one half the width of the fabric selected, one breadth of the latter will cut both arm-sections. Otherwise the length E—F—G, Figure 1, must be doubled.

The skirt comes next. Measure completely around the seat to get the finished length. Add one half as much for fullness if the skirt is to be gathered, or figure on three times the finished length for box pleating. Divide this figure by the width of the goods to find the number of breadths required. To obtain the total quantity of material for the skirt, multiply the number of breadths by the desired *depth* of the skirt plus allowance for finishing the raw edges.

Lay the loose cushions on a piece of paper and draw a pattern. The length from back to front plus seam allowance will equal the length of goods required if wide enough to cut both top and bottom sections from one breadth. Otherwise double the measurement. The strips for boxing the sides will come (continued on page 175)




Fig. 5

The finished product! The old chair has taken a new lease on life with its gay slip cover



Fig. 4




Fig. 2




Fig. 3

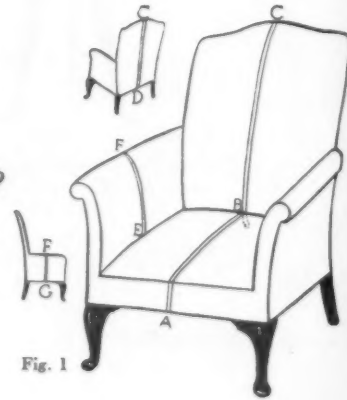


Fig. 1

When following Mrs. Fales' suggestions in this article be sure to refer to the detailed drawings above and


compare exactly with the text in order to achieve the most easily made and most accurate cover

FABRICS FOR SLIP COVERS

Photographs by H. Victor Keppler and Leshner Whitman Company, Inc.




Above is a light-weight mohair 54 inches wide where flowers in blue, rose and mauve with touches of red and green are worked in crewel on a putty-colored ground



In floral design or stripes these mohairs solve any problem



So old that it is new to many of us, this copy of an old French fabric will always provide cheer and a soft harmonizing blending of colors



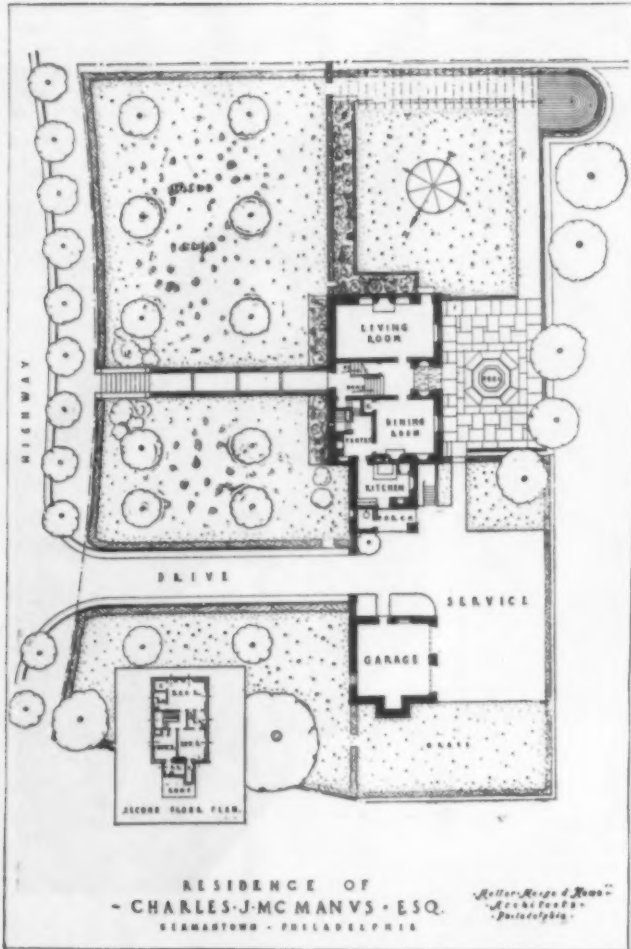
Below is a modernistic stripe which comes in various colors at \$1.75 a yard and 52 inches wide. The one shown is in terra cotta and black



At left and right are two of the newest designs. In lovely combinations of pastel tones, they may be had 52 inches wide at \$1.75 per yard



For a room with old English furnishings and hangings nothing could be lovelier for chair or couch covering than this modern reproduction of an old Jacobean fabric



A charming blending of the French type of small house and American construction that holds suggestion for everyone planning to build a simple home of either stone, brick or wood. At left is shown the floor plan, also the design of the lovely garden now surrounding the house. Both hospitality and distinction mark the doorway (right) for the small house. With window above, its broad sill offers space for plants that lend warmth and color to the severely plain stone facing



Photographs by Philip B. Wallace

THE SMALL HOUSE OF GOOD DESIGN

MELLOR, MEIGS & HOWE, Architects

A modern garden in the Old French style

Suggested layout for the grounds of the dwelling shown on opposite page

LILIAN B. ALDERSON

GIVEN a simple little stone house of the comfortable, well proportioned French provincial type and an uninteresting flat bit of land that measures 100 x 75 ft., and is popularly known as a building plot, what can be done to introduce character and variety into the picture?

First of all we must see to it that the buildings are placed near enough to the boundary line to be easily reached from the road yet thoroughly screened from it. This arrangement leaves most of the property available for the garden.

The house shown on the plan has a service yard and garage on the north,

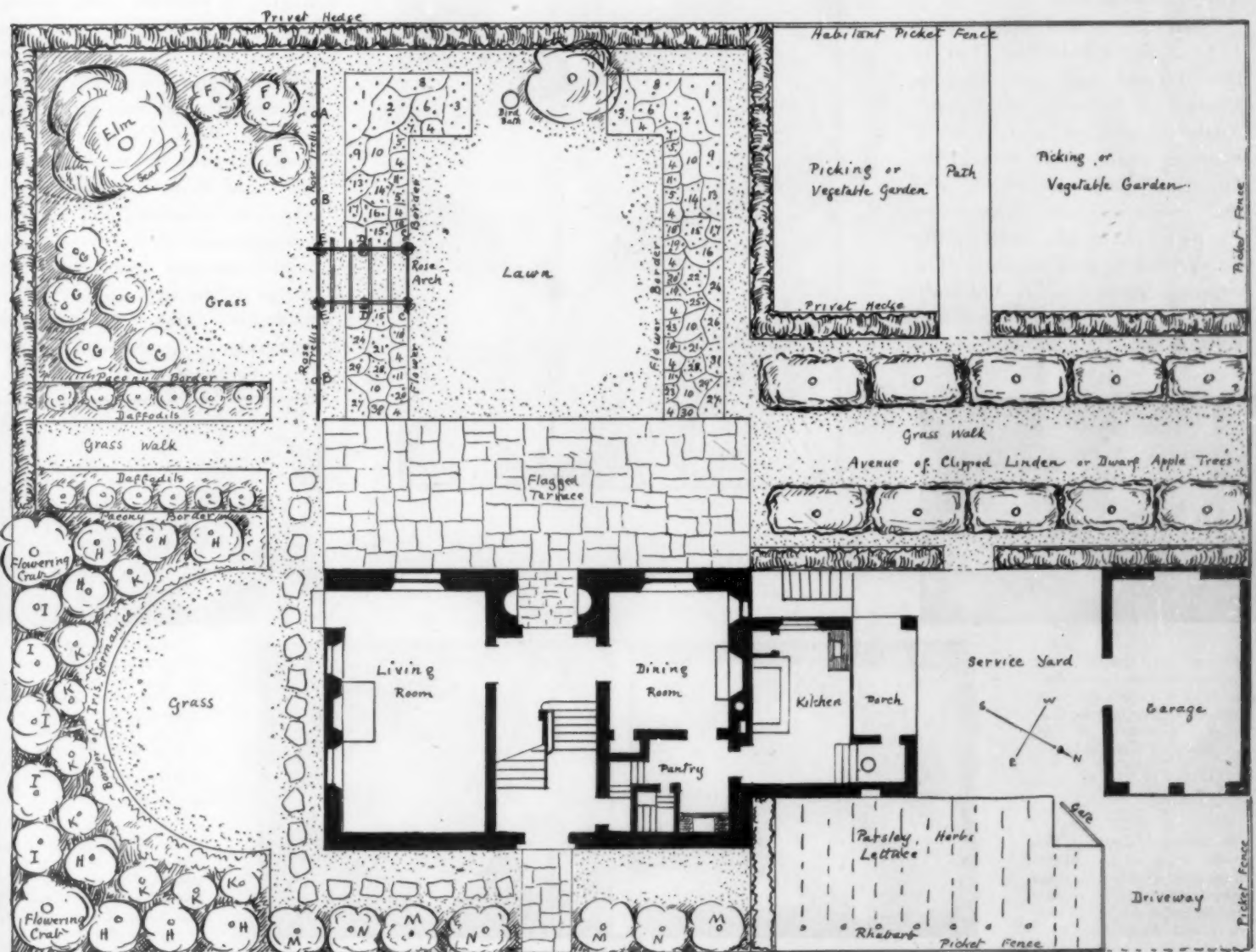
but none of the windows are on that side. They open instead in the French manner onto a flagged terrace at the back, which forms a part of the main axis of the garden.

Standing on the terrace and looking about, one gets an impression of space that is deceptive in so small a garden.

Directly in front the lawn stretches out into a small rectangular garden bordered with perennials against a background of green. Passing birds find shelter in the overhanging Dogwood tree and come down to drink in the bath. This garden is gay all the summer

through, for after the early perennials have passed their best, the Roses on the arbor come into bloom to be followed by the midsummer and autumn flowers. The wide grass walk leads from the terrace in either direction, under the shadow of clipped Lime trees or down by the Peonies.

There are actually five separate rooms in this small garden, each one enclosed, yet accessible to one another. Passing under the Rose arch we find ourselves in a restful green corner with plenty of shade. From there we may cross to the semi-circular shrub and Iris garden seen from the living room windows. There remain the vegetable (continued on page 186)



When winter comes look to your blankets

Coverings beautiful in a wide variety of weights, weaves, colors, and kinds for every purse

PHOEBE COLE

BLANKETS are among the earliest articles of household equipment and certainly they are among the most important, for without warm comfort while he sleeps man is indeed a wretched creature. Even the most primitive tribes have developed blankets of some sort, and these, with their weapons and crude cooking utensils, often constitute the savage's sole earthly possessions. When Columbus discovered America he found the Indians comfortably and gaily arrayed in blankets of their own weaving and using them also as money in their trading. Verily, a fine blanket is a valuable possession, whether it is owned by a Pueblo or a Navajo Indian or a modern American housewife.

What they called them before 1320 it is hard to say, but in that blessed year one Thomas Blanket, a weaver of Bristol, England, evolved a method of napping woolen cloth, which, before that, had been thick, stiff and unwieldy, and more like carpet than the soft, fluffy blanket fabric that we know. The napping process adds not only softness and beauty but actual warmth, as the air spaces in-

roduced into the fabric seem to act as insulation to keep the bodily heat in and the cold air out. Compare, for instance, the comfort of the most gorgeous Navajo blanket you ever beheld and a very cheap napped blanket, and you will surely choose the napped blanket, be it ever so humble. The fine Indian blanket is a marvel of endurance and will serve for a lifetime as a rug, but it

is woven tightly enough to hold water and is almost as stiff as a board; indeed, those blankets often served as boards, being hung in the doorways of tents and caves to keep out the weather.

Blankets of to-day are thrillingly beautiful (we use that adverb knowingly, for what good housewife fails to thrill at the sight of lovely house furnishings?), and are offered in such a wide variety of weights, weaves, colors, and kinds that there is something beautiful and something comfortable for every purse. You can pay anything from four or five dollars up to one hundred for a blanket that is all wool, and you can get a variety of lovely things in all cotton, or cotton and wool, at prices ranging in between those figures. Since blankets, with good care and ordinary use, last for years and years and years, it is wise to get just as good ones as you can possibly afford. Of course, they wash and wear thinner each year and those that were your heaviest winter blankets will in time automatically become your lightweight summer ones, but this change will be very gradual if the blanket was an excellent one in the beginning. *(continued on page 189)*

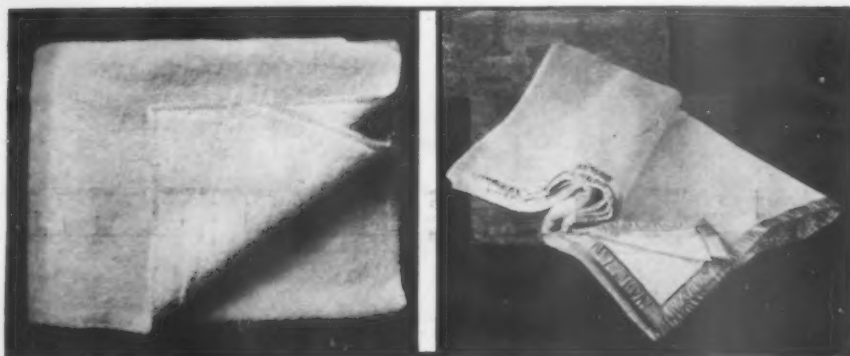


One of the wisest of household investments would be these fleecy all-wool blankets that are of the best and softest long-fibred yarns. (Courtesy James McCutcheon & Co. Photograph by Sara Parsons)




This all-wool blanket comes in rose, blue, gold, orchid, or green in plaid or plain with colored borders for any bedroom. (Courtesy R. H. Macy & Company)

So warm and woolly is this single blanket for moderately cool weather that one can almost feel its texture in the photograph. (Courtesy Mossé Inc.)



From James McCutcheon & Company come these unusual slumber robes for the afternoon nap. All wool. (Photograph by Sara Parsons)

A two-tone blanket that may also be had in vari-colored plaids. The size 72 x 90 is that of all the blankets on this page. (Courtesy R. H. Macy & Company)



Many of these inviting, luxurious chairs may be gay deceivers and hold dark secrets within their cushioned depths. The careful purchaser must watch out for sound construction as well as attractive upholstery

The real value of a good chair

*Consider sound construction not price
when buying your chairs*

GRACE L. DAGGETT

TO THE casual shopper, who has journeyed forth with the intention of purchasing an "over-stuffed" or upholstered chair, the reasons for the broad differences in price range are a complete enigma. Why one chair should be nearly one half as much again as another having the same general exterior, is beyond the comprehension of those of us who have not studied the construction.


Many of these inviting, luxurious chairs are gay deceivers and hold dark secrets within their cushioned depths. It is high time for enlightenment so that the

faults disclosed may be known and guarded against. Before discussing these dangers, let us consider the preliminary step to your shopping expedition.

You have decided to buy a chair, but

have you decided what purpose the chair must fulfill? Bear these points in mind. First, it must conform in size with the scale of the room. An extremely large club chair in a small room will be overpowering and take up more space than properly should be allotted to it. If

your family are people of generous proportions you will require furniture sufficiently heavy to accommodate them comfortably, but this can be accomplished by choosing chairs that because of their details and design have the appearance of being smaller than they are. (continued on page 184)



The "skeleton" of the chair pictured at right, showing the structure and the springs. (Courtesy Lord & Taylor)

The completed chair, strongly made and upholstered, and covered in an attractive fabric. (Photograph by Fab Studios)

What to do with the old shingle roof

*Rust-proof nails, dipped shingles, copper flashings
make roofs that defy time and storm*

ROGER B. WHITMAN

A YEAR or two ago an English architect, who had made an extensive tour in this country to study our building methods, was asked what characteristic of the house most impressed him.

"The wood shingle roofs," he responded. "I knew the extent to which you use plumbing and central heating; but I had no idea that wood was so commonly used as a roofing material."

We still cling to wood shingle roofs as part of our inheritance, although the shingles of to-day are entirely different from those that sheltered our ancestors. The product of an age of machinery and of advancing prices, they are sawn instead of split and are of almost wafer thinness; but even so, in their best qualities and carefully applied, they can form roofs that will remain sound and tight through many years of use. In one respect at least they are an improvement, for with their flat surfaces the roof will be so tight that rain and snow cannot work under them even in a

heavy wind, which was not the case with shingles having the rough and uneven faces of split wood.

On the other hand, where the thickness of riven shingles makes them proof against warping, the modern shingle, if left bare, will eventually curl and split under the extremes of our climate. This lack of body can be compensated for largely by soaking with preservative, and then, if properly applied with rust-proof nails, such shingles should have a long and satisfactory life.

THAT wood shingles have been displaced by other materials is due to the lowering of the grade to bring down the cost, and also to poor application; in particular, the use of nails unable to resist rusting. Shingles of low quality, exposed to varying temperatures and alternate soakings and dryings, will quickly curl and split, while rusting nails will lead to the enlarging of their holes through the shingles, and eventually to the loss of the roof as they weaken and disappear.

High-grade shingles of suitable wood—cypress, red cedar, redwood, and others—of uniform grain and cut from the heart of the log, well coated with preservative and applied with rust-proof nails, will remain flat and tight for a long period.

The first sign of trouble with a roof is usually leakage, caused by the splitting of the shingles or by curling that permits rain and snow to drive beneath. In its early stages this can be overcome by slipping strips of sheet metal under the defective shingles; but this is temporary, and thought should at once be given to the renewal of the entire roof.


While it was formerly considered that the first step in re-roofing was the tearing off of the old shingles, this is no longer the accepted method, for the modern way of doing it is to lay a new roof over the old. This not only avoids mess and dirt inside as well as outside the house, and the possibility of damage from a sudden storm while the work is in progress, but strengthens the roof and greatly increases its resistance to the passage of heat.

There is a wide choice in the materials that can be used for re-roofing, the essential feature being light weight that the roof frame may not be overloaded. These include wood *(continued on page 185)*



Corner of a well-constructed shingle roof. See text for details

The method of finishing the roof with recessed dormers. (Photographs by courtesy of Home Owners' Institute)



This is what the underside of a properly constructed shingle roof looks like


The proper method of constructing the valley line of a shingle roof. Note how the ends of the studding fasten to the roof rafter



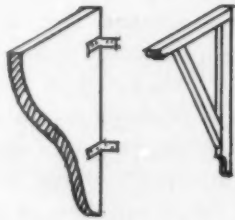
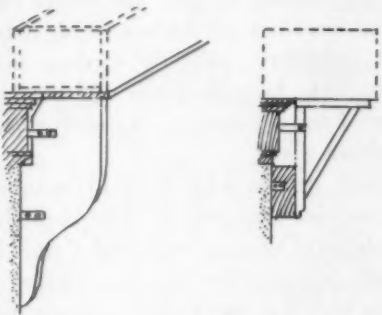
For the man who likes to build

*Window boxes and plant stands easily made
by the home craftsman*

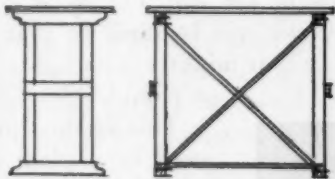
H. ROSSITER SNYDER



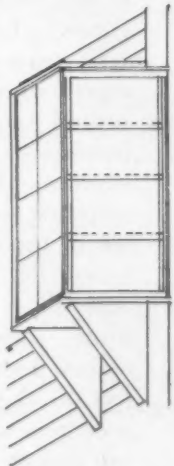
The ordinary inside sill window box



Use supporting brackets if the sill is too narrow to take the box



Bracing will be necessary with a high built stand. Two methods are shown here



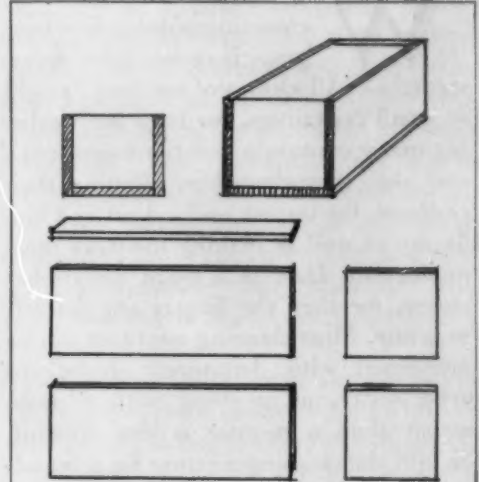
Window extension for a "vest pocket" greenhouse

AS THE home handy man retreats to his tool house in the chill days of autumn he may well turn his attention to window boxes and flower stands, for growing plants imprison sunshine in the house for joy in winter's drab days.

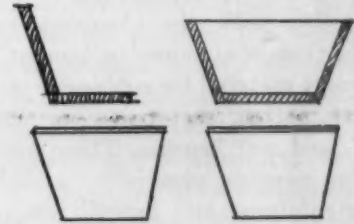
In planning the ordinary inside sill window box, it is well to purchase a zinc lining, ready made at a hardware store or florist shop, and make the box to fit the lining. If the sill is too narrow to furnish a good support, homemade wooden brackets may be used beneath the outer half of the box. Curves in brackets are easily cut out with a coping or compass saw, especially if white pine or cypress is used. Trial curves may be cut in paper before the wood is sawed. Screws are better for joining than nails and should be countersunk, the holes filled with putty before the final paint coats are applied.

THE matter of brackets or stands for the boxes is interesting. With indoor as with outdoor boxes, plain, store iron brackets may be used, set sufficiently below the sill to miss the mouldings; or wooden bar brackets or standards may be made at home for the purpose. For the lighter box, brackets as suggested in the drawings are good, keeping the floor clear for cleaning. For the heavier boxes, a standard made of two end frames shaped like the letter H, with a cap and footpiece, is desirable and easy to make. This is illustrated in one of the sketches.


If brackets are to be applied to a plaster wall, it is sometimes a doubtful procedure to attempt to screw them up. Screws of large dimensions are needed to pierce the lath behind the plaster and, sometimes, paper and plaster both will be marred. In avoiding this, a wooden cleat of one by two inch stock may be attached first to the wall with eight-penny finishing nails which make punctures not much larger than needles, and the brackets may then be screwed to these cleats. To be sure if the box itself is not dislodged (continued on page 168)



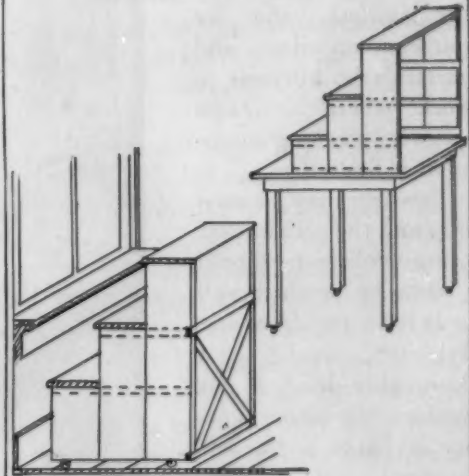
Construction details for the simple window box



A variation from the rigid rectangular type



The severe plainness of the box can be relieved and at the same time strengthened by bracing



Step stands for low or high windows. A table is used in the latter case

The care of our belongings

*Metal cleansers for all uses and how
to apply them*

L. RAY BALDERSTON

WE LIKE to have our cleansing polishes free from grit, because grit leaves scratches. All cleansers are best bought in small containers, for they are fresher (as many contain a volatile ingredient); and also, if workers keep dipping their cloths in, the tarnish and soil act as a hindrance as well as making the work most unpleasant. Here is a place for rubber gloves, for then the fingers are not left so grimy. Most cleaning mixtures can be moistened with denatured alcohol or even water, as working with a paste rather than a powder is less difficult. Should the cleaning mixture be a liquid, it probably has a heavy sediment which should be shaken before using to give full use of all the cleaning ingredients.

Together with the cleansing agent, whether made at home or bought, one needs soft material for rubbing or wiping—either cotton, soft paper, or cheese-cloth—and soft brushes. There are soft cleaning brushes especially needed for cleaning filigree and heavily embossed work on the cake basket or fruit stand, or the engraving on flat ware. Rouge cloths of various colored outing flannels are purchaseable at twenty-five or fifty cents each. Such cloths are prepared for silver, nickel, or brass, and are sold to be used in place of the jars of cleaners. They are small and have the greatest value for touching up silver, and particularly kitchenette work where storage space for cleaning equipment is limited.

Powders may be used dry, and the article after being polished should always be washed well so as to be free from any deposit, and then thoroughly dried. If not washed, the silver powder is likely to be left in cracks or crevices, making dark deposits. Heavy grimy cleaners (called abrasives), whose

purpose is to scratch clean, are a group unto themselves, to be used when one does rougher work and less fine polishing. Ashes, sand, emery, rottenstone, and even steel wool come into the heavy cleaning group. Our list for metal cleaning would include the following:

Whiting	Soap
Ammonia	Dilute acid (vinegar, lemon juice, or dilute oxalic)
Washing soda	Kerosene
Fine powder cleaner	Steel wool, rottenstone, or sifted ashes

Silver that has been put away for a season is likely to tarnish unless one uses double-faced canton flannel bags, and to be doubly sure, it is best to use gum camphor in the silver chest. There is much discussion as to whether the color of the flannel plays a part, but it seems that gray, blue, and red are most used. The bleached flannel is probably one not chosen, because of the chemical effect of the bleach. The care of silver is much easier when it has daily rather than weekly care; that is, each time that

the flat silver is washed, have a good hot suds and then a hot rinse, and while it is still hot polish well with a fresh clean tea towel. Napkin rings and silver trays belong in this class needing daily care. Flat silver that is out for everyday use circulating or rotating with the meals, remains bright. The larger pieces, like coffee urns, pitchers, and big articles, will brighten easily if washed in hot suds. This daily care will replace the old plan of setting aside a day each week for cleaning silver.

Busy people who have little time for special cleaning and still like their things bright and shining will find that all the small pieces, like spoons, knives and forks and the many various-sized pieces, can be cleaned by the electrolysis method. The word is almost longer than the method, for it is just a quick and easy way of doing several dozen pieces of flat silver in one pan, usually aluminum. To every quart of hot water needed to cover the silver, toss in one tablespoon of soda and one half tablespoon of salt. The water should be very hot before putting in the salt and soda, and the electrolysis will be rapid so that about three or four minutes is enough to clean a panful.

This method may be used in a plain aluminum saucepan, or a metal rack or grid sold for the purpose may be placed in any kind of pan, even enamel. Large electrolysis pans specially designed with capacity of several quarts may be purchased. Even this silver should have a hot soapsuds wash after the use of the soda, and be wiped dry. When not done silver often has a white deposit which makes housewives object to this method. A good rubbing, however, will remove this film.

For brass and copper the housewife may use (continued on page 185)



The dining alcove in one of our modern homes, where space is at a premium. Here silver, pewter, brass, porcelain sink, and all the cooking utensils are kept spotless by frequent use of the metal cleansers. (Courtesy R. H. Macy & Co.)

Home heating for health

*Temperature down, humidity up, and air in motion
are the three home heating rules*

DONALD A. LAIRD

Director Colgate Psychological Laboratory

ONE of the most marvelous phenomena of nature is the way the human body maintains a uniform temperature of 98.6° Fahrenheit regardless of the temperature of the surrounding air. It is a living miracle. Only when disease germs or something else serious goes wrong inside the body does it change from its fixed temperature.

Why worry about room temperature then, you ask? Indeed we should worry about the temperature outside of the body for if the room temperature varies much either way from 68° Fahrenheit it throws a strain on the body functions that regulate this internal precision.

My observations are that the average American home is kept too warm in winter. So my first recommendation, that you keep your home cooler, may put money into your pocket via the coal bin by keeping closer to a temperature of 68°. It may be necessary, however, to spend some small change to be safely comfortable at this temperature. American homes are usually kept too warm either because cold air leaks into the edges of the room and has to be offset by greater heat, or because poor designing of the heat or steam lines demands that most of the rooms be overheated in order to allow one or two rooms to be warmed at all. The first can be overcome by using felt, metal, or rubber weather stripping around windows and doors; or by storm windows and storm doors; and by having the outside walls of the home so that they are of a heat insulating construction. Jerry-built houses will inevitably have to be heated to around 80° at their center to take the chill off on the outer sides of rooms.

Adding a section or two to a radiator in a room that is difficult to heat, or installing a larger hot air pipe, will oftentimes bring the temperature of the average room nearer to the desirable point of 68°. Weather stripping and heat insulating will, of course, also help avoid the one or two cold rooms to be found in most homes.

Too much emphasis cannot be given to the tremendous importance of keeping the winter temperature in each room in

which people live within a degree or two of 68°. A thermostatic control of the furnace drafts makes this partly automatic. But this will not insure a uniform temperature in all rooms, since the controlling thermometer may be located in a warm or cold spot in the house. If they can be afforded it is a wise investment to have a thermostatic valve at each radiator which will automatically turn it off or on depending upon the temperature in that particular room, not upon the temperature in a downstairs hall where the control of furnace drafts is located.

The cheapest way out of this dilemma is to have a thermometer in each room, located either on the warmest or coolest wall. One of the best habits to which children can be trained is to keep close watch of these thermometers in winter. Adults can form the same habit with profit, too. The temperature should be regulated in individual rooms first by opening or closing the radiators, not by opening the windows to melt the snow outside. These thermometers are apt to be a false alarm, however, unless fairly good ones are purchased.

SOME time ago I moved into a new home with steam heat. Since I knew that a uniform temperature of 68° was not the whole story, important as it is, I jimmied each of the radiators slightly. I did this because moist air is desirable. The average home is actually drier than the Sahara Desert in winter. Water and steam heating do not make the home any damper since the steam or vapor is tightly sealed up within pipes. But by adding a small petcock to each radiator and keeping these slightly open a tiny jet of steam plays into the room continually and noiselessly adds to the humidity of the air in which we live.

The water pan which is hooked back of some radiators does not help the humidity as much as this simple contraption that any plumber can install at a small charge. One serious fault with the evaporation pan on top or behind the

radiator is that nine tenths of the time it is dry as a bone. They are useless unless they are kept filled with water. They can be purchased with an automatic float connected to the water supply system which keeps the pan filled without watching. These, obviously, are much more expensive than the simple petcock; but this latter method of providing damp air fails in the case of some water heating systems—your plumber will know whether it can be used or not.

TO THE man of the house who has faithfully poured a gallon of water into a little pan on the side of the hot air furnace every morning I would say that he might just as well carry a rabbit's foot and look at the moon over his right shoulder. It is true that most of this water evaporates and is carried through the heat pipes into the rooms, but not enough can be evaporated by this method to accomplish an iota of good. Continuous and automatic sprays can be introduced into the cold air intake, however, and upwards of a hundred gallons of water evaporated in a day or two. This helps.

Dampness in the basement can serve as a breeding place for bacteria and foul odors. While it may contribute slightly to the humidity in the house, which is desirable, it is to be condemned because of its menace to life and well being. Years ago there was an excuse for damp basements, but with the present development of construction knowledge the correct use of waterproofing cement will make the new basement watertight, or the old basement can be treated to overcome its faults.

Temperature can be readily and cheaply controlled even at a cash saving every year. Humidity is also important, but it is more difficult to control, although any house can be made right in humidity for around two hundred dollars. In the long run this expenditure is likely to be saved in furniture not coming unglued and growing squeaks, and by rugs wearing better. When we consider what to do to keep the temperature at the psychologically correct point in the summer we find revealed the cooling power of air in (continued on page 167)

Bulbs indoors for winter

A half dozen easily grown kinds

OLIVE HYDE FOSTER



Among the easily grown Dutch bulbs for winter growing in the house are Early-flowering Tulips, planted in soil or peat moss. It is important with all bulbs of the Dutch group to get abundant root growth before bringing into light and warmth



Large-trumpet Narcissus, or Daffodils, are slower to come into bloom than their near relatives, the Chinese Lily and the Paperwhite, and are best planted in soil or moss. Failure to bloom is usually the result of being kept in too warm a place



Hyacinths are in favor for their delicious fragrance. They are easily grown by the water culture method or planted in moss in any ornamental container. Don't hurry with light or heat



FOR winter beauty, probably the greatest satisfaction comes from growing bulbs, as they require little attention and can be had in flower from Thanksgiving to Easter without a greenhouse.

Among the most easily grown is the Paperwhite Narcissus, which simply needs to be held in place in a shallow bowl by means of pebbles, surrounded (but only about one quarter the depth of the bulb) with water, and set in a light window, where bloom will come in four or five weeks. The so called "Chinese Sacred Lily" (really a Narcissus, too) grows rapidly under the same treatment and flowers almost as quickly.

Roman Hyacinths can be forced easily by simply setting each bulb in a hyacinth glass so it barely touches the water, which can be kept pure by a few pieces of charcoal. Set in a cool dark place, replenish the water as it evaporates, and after five or six weeks bring to a warm sunny window where it will bloom two or three weeks later.

The Dutch Hyacinths require a little different treatment and longer time—from ten to twelve weeks. The bulbs can be set during October, in any old pickle bottle or jam jar they will fit, and over water that they do not touch. They should be set in a dark cool place, but where they will not freeze, and left until the "roots" nearly or quite reach the bottom. Then they can be brought into a lighter, warmer place, a few at a time, as desired. When the throat of each bulb has opened enough to let the flower stalk get well out, the plant can be transferred to a more ornamental container (like the regulation hyacinth glass), and set in a sunny window. If hurried, however, the buds are choked and an aborted bloom results.

All the bulbs grown this way should be carefully protected from cold draughts as well as overheated air, as either will cause blasting.

An easy way to handle Tulips, Daffodils, Narcissus, Hyacinths, and such little bulbs as Crocus (*continued on page 158*)



Let your garden, like your home, be well furnished, but never overdone, and with individuality. Plants are living creatures and must have the conditions they like

The small garden well done

Looking forward to making better gardens

ROMAINE B. WARE


GARDEN work is over for this year, as far as the outdoors is concerned, throughout the greater part of the country; though if you live in the South or in California you may look at the gardening calender from a different viewpoint. In the East and Middle West you can do little outside. Where the ground is frozen your covering should be on and let us hope you have all your bulbs in. I remember one year when I had to dig through nearly a foot of early snow to plant the last of my Tulips.

With the "indoor" months at hand the gardener has a little breathing spell. You have time to (continued on page 150)



The very small garden cannot well accommodate a very large tree and even a fine-looking Elm or Oak may be a weed in such a place. Moreover, if you want a lot of color from your garden, you must have something

The flower of the season is the Chrysanthemum, and it is a heavy drinker. A lump of charcoal in the water will keep it fresh and odorless for a long time. Cut flowers



fresh from the florist will revive quickly if put in warm water up to the neck for a few minutes. Nothing has been found better than plain clean fresh water for keeping cut flowers

Flowers you buy in November

Proper handling on arrival and subsequent attention to watering

BERTHA STREETER



WITH Thanksgiving and all its entertaining coming this month and the young folks home from colleges and schools, cut flowers and potted plants are quite in demand. The florist, however, is well prepared. His shop is a bower of beauty with its Chrysanthemums, Carnations, Sweet-peas, Roses, Orchids, Lily-of-the-valley, Violets, Callas, Azaleas, Dahlias, Marigolds, Tritomas, Geraniums, and other old favorites. With proper care, all these blooms may be kept a surprisingly long time. The only trouble is that many purchasers of cut flowers do not know what constitutes proper care.

Flowers must be taken care of by the purchaser. When you open a box of cut flowers from the florist the stems have air in them. So it is not enough that you put the flowers immediately into a vase of water. Cut off about half an inch at the end of the stems and immerse the stems in warm water till the flowers are up to their necks in the liquid. Then the water passages will soon be filled and the flowers are ready for the vases.

Exposure to air has dried up the moisture at the end of each tiny canal in the plant tissue and the openings are plugged up. And you cannot fill a plugged stem any more than you can a plugged hose. By cutting off some of the stem end you expose fresh tissue into which the water may be quickly drawn up into the flower if the stem is immediately placed in water.


Warm water is advised because heat makes even metal expand, whereas cold makes things contract. The water passages will fill more quickly if they are made warm than if they are contracted by sudden immersion in cold water.

WHEN stems are limp and bent, lay the flowers on paper and straighten stems out the best you can. Wrap the paper around the blossoms cornucopia fashion so it will be loose about the flowers and closer around the stems. With the cornucopia open at both ends, plunge the paper into a pail of warm water so the flowers are just out of the liquid. Leave for a few hours in a cool

place and you will find that the stems have so stiffened and straightened out that the blossoms may be arranged.

Gorgeous Chrysanthemums of vivid colors and shades, both as cut flowers and in the pot, seem to be the favorites this month. The plants, with their abundance of blossoms and large expanse of foliage, are heavy drinkers. Sometimes they need watering twice a day. This is especially true when the atmosphere is deprived of the humidity so necessary for the welfare of house plants. And, by the way, air that is unfit for plants to breathe is certainly unfit for humans.

When a plant arrives from the florist it is always well to note the condition of the soil and the shape of the surface. Plants that are set down in a depression will take a lot of water. The state of the soil as received from the florist is usually a fair indication of the condition in which it should be kept. You will find the earth about the Chrysanthemum plant moist, but not soggy. By keeping it that way you will preserve the freshness of the flowers the longest time. (continued on page 162)



An ice coating on the needles of Evergreens may be in the nature of a protection against further cold

Tucking away the garden for winter

*Keep the cold in as well as out and save
the lives of your flowers*

C. T. GREGORY and E. R. HONEYWELL

Purdue University Experiment Station

AS THE days grow shorter and the nights grow colder, plants begin to prepare for their annual sleep. In the wild state many things happen that help to protect them against the rigors of winter. The abundant leaves fall to the ground and gently drift in piles about the plants, are caught and held by the dead stalks—dry reminders of the sleeping roots beneath. These drifts of leaves serve two purposes: first, to protect against the fluctuations of temperature in winter; and, second, to hold a snow cover.

But in the garden things are different. You like your garden to look orderly and neat. You rake up all the leaves and cut down all the dead remnants of plants. You "clean up" the garden. In many cases it is really advisable to get rid of the old remnants of plants since these dead stalks may be carriers of disease and insect pests. However, there are a few principles of plant protection that must not be forgotten.

Ordinarily it is not the cold weather

that causes the injury but rather the fluctuations in temperature. A warm period in the winter may start the buds into activity and a following cold snap kills the active tissues. And then again, alternate freezing and thawing will cause heaving, forcing the plants out of the soil, breaking the roots and raising havoc in general. This is usually more serious in heavy soils. There are times when the temperature actually drops below the point of tolerance of many plant tissues and then actual freezing to death occurs.

THE tissues of the crown and root of a tree or shrub, at the surface of the ground, are among the latest to mature. This accounts for the frequent winter injury at the ground level and also accounts for the frequent recommendation to mulch such plants. In the case of the evergreen, cold dry winds may cause much damage because the frozen roots cannot absorb water and yet the leaves

are losing moisture that cannot be replenished. The leaves suffer. They turn brown and die sometimes; however, not till late in spring. And people wonder what fearful blight has struck their trees.

Winter injury may be merely an injury and not outright death. So when spring comes the new growth starts and with this new growth comes a heavy demand for food and water for the new tissues that are forming. Under this strain the injured cells break down, resulting in the death of the dependent parts. This is often the explanation of the sudden death of branches of fruit trees, particularly Peach, and of shrubs, and certain perennials. Iris, for example, during the spring of 1928 failed to bloom properly, at least in the Middle West. Sometimes the stalks rotted off at the base, probably due to winter injury.

Winter injury to trees may develop a canker at the base of the trunk and on the west and southwest sides. Sometimes, too, these (continued on page 187)

Rooting cuttings in the house

*A profitable occupation for
the gardener's dull season*

ELLEN EDDY SHAW

Brooklyn Botanic Garden

WHAT luck do you have with your cuttings? Do they develop good husky roots? If not, you have failed because you have not solved satisfactorily the "when," "where," and "how" of cuttings. For all questions about cuttings fall under these heads; so let us take them up in order beginning with "When shall cuttings be made"? Preferably, in spring and fall. Personally, I should say fall, because I have more success with my cuttings in the fall, but I am perfectly certain someone else is saying, "I have more success with mine in the spring."

So, with cutting knife in hand and a poor old house plant, a Geranium, confronting us, let us proceed to answer the "where" part.

The Geranium is one of the most adaptable of all plants, and its bright spicy flowers can be had all through the year



Tuberous Begonias are welcome because they flower in shade. The stock of a preferred variety must be increased by cutting



You can shape up the old Geranium plant when taking off cuttings, and don't be nervous about cutting back severely in doing it

Look over the plant carefully and choose the tenderest branches for cuttings. These are the ones greenest in color, youngest, and so best adapted for forcing. The length of the cutting should be from four to six inches. This applies to Geraniums and to plants the stems of which are about this size. In the case of cuttings made from small-stemmed plants, such as Coleus, Cuphea, and so forth, the length should be from two to three inches.


Now, having decided the length of the stem, grasp the knife firmly and make a horizontal or slant-wise cut beneath a node, not through a node. This is the "where." Stems of plants are made up of more or less evidently marked rings, called nodes. The spaces between the nodes are called internodes. The nodes on Geraniums and many other soft stems are indistinct, not flaunting themselves like the nodes on Corn and Sugarcane. Now you have in hand a four to six inch length of Geranium with a nice smooth cut under a node. Be sure there are no ragged edges on this cut. All surgical operations, and this is a minor operation, should be clean cut.

Strip off with your fingers all but two or three terminal leaves. Do not use a knife for this. (continued on page 164)



This Exquisite Brocade

*imbued with
the fantasy of
the Orient*



This brocade is ready in four exquisite color combinations. Figured in golds, greens and greys, with touches of other colors, on blue, coffee, crimson or plum grounds.

SO artfully reproduced is this lovely brocade that it matches its XVIII Century original not alone in color and pattern, but even in its illusive, yet distinctive quality of charm.

An exquisite French brocade, tinged with the fantasy of the Orient—its sweeping grace, its stylized forms, its misted tints!

This touch of the Oriental makes the fabric as akin to modern settings as to the XVIII Century periods; for not since Chippendale and his contemporaries succumbed to the enchanting ways of the East have subtle,

complex colors and whimsy so enlivened decoration. Whether you choose it for rich new curtains, for a wall hanging, or for furniture coverings, its unique, stimulating beauty will delight you.

* * *

There are many present day creations of distinguished designers, equally lovely, to be found in Schumacher collections, side by side with authentic reproductions from all of the great periods of the past.

Your decorator, upholsterer or the decorative service of your department store will

be glad to obtain samples appropriate for your purpose.

A new booklet, "Fabrics—the Key to Successful Decoration," giving, briefly, the history of fabrics and their importance in decorative use will be sent to you, without charge, upon request.

F. Schumacher & Co., Dept. D-11, 60 West 40th Street, New York, Importers, Manufacturers and Distributors to the trade only of Decorative Drapery and Upholstery Fabrics. Offices also in Boston, Chicago, Philadelphia, Los Angeles, San Francisco, Grand Rapids, Detroit.

F-SCHUMACHER & CO.

Originally designed as a bunk house for a farm, this plan is excellent for bungalow or summer cabin.



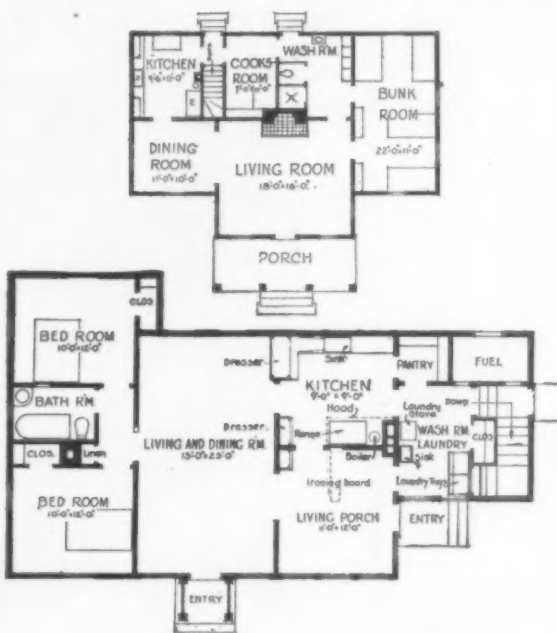
Government house plans without charge

Unusual step and labor-saving floor plans

IN THESE days of the high cost of everything pertaining to building a home it is comforting indeed to be able not only to get something for nothing but also to realize the help that the government will give us if we will but ask for it.

As evidence of this are the two plans of small homes shown herewith. Used as bungalows, small farm houses, or for the summer camp, they will be found planned for convenience and comfort. And, best of all, plans of them are available for the asking.

This is indeed service of the most helpful sort to the home maker, for not only will photographic blueprints of perspective views and floor plans be given but a bill of materials will be furnished. This bill covers every item that goes into the making of a house: cement, sand, and gravel for foundation walls and cellar floor, bricks and cement for the chimney, laths for plastering, and the materials for making, the plaster, nails, flue, linings, bolts, nuts, washers, and window glass, not forgetting hinges for doors and windows. Everything



has been worked out to the last screw and last inch of lumber! On the plans themselves each detail is carefully marked; and there are special views of fireplace and cross sections of the wall, so that each plan is readily understood and followed.

For the home maker longing for a house of his own, here is a real opportunity since the plans are reliable both as to architecture and construction.

We shall publish more of these plans from time to time as they fill a definite need and a definite purpose.

All this may be secured from the U. S. Department of Agriculture. While the drawings are distributed without charge, there is nevertheless so much expense in preparing the blue prints that it is advisable for the home builder to request

plans for only one house. Drawings and floor plans of each house may be requested and then when a decision is made, the blue prints can be ordered.

Address all requests to the Building Editor, THE AMERICAN HOME, and we will at once forward the request to the proper department.



Convenient and well planned is this small house. Note the unusual living porch with built-in features



Settee 5040E Table 3001
Footstool 5010


Authentic Reproductions that inspire "pride of possession"



Bookcase
5046½



Wood Seat
Rocker
7029 E



Gate
Leg
Tilt Table 3040

The owner of Stickley pieces enjoys more than the ordinary attributes of fine furniture. To him comes a pride of possession in having authentic reproductions of rare old Early American masterpieces.

Stickley designers work direct from the finest museum and antique collections in the country. Each Stickley piece, and there are over 300 of them, is repro-

duced as exact as comfort and construction will allow—even to the identical woods and the soft velvety finish of the originals.

Stickley has devoted his life to the reproduction of Early American furniture. Each piece bears the Stickley name, a guarantee of quality and authenticity. On display at leading dealers.

Tourists welcome at factory showrooms 5 miles east of Syracuse on main highway—Route 5.

Also displayed by Lake Placid Club, Adirondacks



Write L. & J. G. Stickley, Fayetteville, N. Y. for your copy of the attractive Stickley Booklet, mentioning the magazine in which you saw this ad.

Early American
BUILT BY
STICKLEY
OF FAYETTEVILLE

UP-TO-DATE DEVICES FOR THE HOMEOWNER

Conducted by
WILMA LUYSER

We are very glad to offer a shopping service to the readers of The American Home. Send your check for the article you wish to Shirley Paine (payable to her), care Doubleday, Doran & Company, Inc., 244 Madison Ave., New York, and she will do the rest. If you order more than one article at a time, please send separate checks. This service is entirely without charge.




Soil Tester

Gardeners, attention! Here's something you had better purchase now, to have on hand for your early spring planting. It is a soil testing outfit, complete with folded papers, liquid, and chart for comparison. (\$1)



Hot Pan Lifter

The difficulties of lifting hot pans from the oven and fire are forgotten when you have this hot pan lifter in your kitchen. It fits every utensil made for kitchen use, and is absolutely safe and secure. (65 cents)




Combination Electric Grill and Stove


This combination is actually a real electric range, at a quarter of the usual cost of one. By elevating the plates at the sides, the broiler may be inserted between, and meat broiled or bread toasted, on both sides at once; or the plates may be let down and foods cooked in pots on both; or the two operations may be done at once, by elevating one plate for the broiling and leaving one flat for boiling. (\$25)

Mothproof Clothes Hanger

A clothes hanger with moth balls in the hanger is indeed a piece of equipment for the modern housewife. The balls are filled in under the bar, and cannot actually touch the clothes; but the pungent odor which keeps the little pests away can get in its deadly work. The cap can be replaced to renew the balls. The hanger is of average size, and is very light. (35 cents)



Clothes Catcher



We've combed the market for a new aid to the home laundry—and we think we've found it. It is a clothes catcher that quickly attaches to any ironing board, preventing the long linens, dresses, and apron strings from touching the floor. A light article to carry and made in various harmonizing colors to match the colored kitchens of to-day. (75 cents)

Inexpensive Service Plate

These words sound like a contradiction—but we assure you they're not. We have shopped and shopped, and finally discovered for you a service plate that is actually *cheap*. No table seems really "fashionable" nowadays unless it is set with service plates. These lovely plates illustrated here come in blue or orange, with a stunning design, and cost \$18 a dozen.



Personal Reading Lamp

A personal reading lamp is one of our recent finds: a lamp that clips on book covers and lights the pages but nothing more. It makes it possible to read comfortably without lighting the entire room and annoying your roommate. In lacquer finishes, weight 3 ounces, complete with bulb at \$3.



Clothes-line Reel

One of the greatest conveniences for hanging clothes ever invented. It never gets kinked or snarled and all you have to do is turn a handle and the line is drawn as tight as a fiddle string. And it stays tight, for there are no knots to tie; non-rusting and contains 100 feet of line. (\$3.75)





Reminiscent of old Java

THE border is an outstanding characteristic of this fine percale **Waverly Print** whose delicate tracery recalls the famed wood blocks of Ancient Java.

It forms a natural frame for the design, simplifying the problem of trimming the bedspread, drapery, valence, and tieback, as shown in the illustration.

The *Cameo* design covering the chair is a radiant two-toned glazed print also of fine percale.

Both of these patterns can be had in a variety of harmonious colorations.

Waverly Fabrics may be purchased at leading dry goods, department and furniture stores at from fifty cents to a dollar and a half a yard.

Ask for **Waverly Prints**—the name is on the selvage.

Waverly Fabrics

A SCHUMACHER UNIT



WAVERLY FABRICS
60 West 40th Street
New York City

Please send me samples
of WAVERLY FABRICS, for which
I enclose ten cents.

Name

Address

JOHN Mc PHERSON'S

"most Elegant seat"



has lately been RESTORED by the

Pennsylvania MUSEUM

For your Colonial home there are Sargent designs similar to the antique hardware on its paneled doors


BEAUTIFUL old Mount Pleasant was built in 1761 for a sea-commander and privateer who, at the outbreak of the Revolution, sought command of the new Colonial navy. Now, furnished in period, it has become the chief link of Philadelphia's "Outdoor American Wing."

Original hardware in this Colonial mansion can be duplicated from the Sargent line. Sargent offers a wealth of solid brass and solid bronze hardware in authentic Colonial designs. Too, Sargent offers correct English, French and other pieces. Moving parts are carefully machined and fitted to minimize wear and insure certain, silent operation. Each piece is well designed and faithfully made—to serve generations of users.


Illustrated Sargent booklet, "Hardware for Utility and Ornamentation," sent free upon request. From it, choose with your architect pieces suited to your home. Sargent & Company, 48 Water St., New Haven, Conn.



The interior of Mount Pleasant has been equipped in period by the Pennsylvania Museum with unexcelled objects of Colonial craftsmanship. On its six-paneled doors are sturdy black iron rim locks with gleaming brass knobs. Present-day home owners can obtain such hardware from Sargent of New Haven.



To the right, dead-black Colonial rim lock with solid brass knobs and key plate. This is similar to the antique hardware used in the restoration of Mount Pleasant by the Pennsylvania Museum. Ask for Sargent lock No. J3525, knobs No. 1608, and key plate No. 808. Knob No. 1600 and key plate No. 711, above, are also for interior Colonial doors.



The small garden well done

Continued from page 141

look back over the year and in a retrospective state of mind size up the successes and failures of the past year. If you will be real honest with yourself I think you will find that the successes came where you understood the needs of a plant and provided for them, and, the bulk of the failures were because you did not have that understanding, or at least could not provide the conditions the plants deserve.

As you size up the results of the year's work it is to be hoped that you can see where some improvement was made over the year before, and that for the coming year you can see still more improvements you can make. The garden should never be entirely finished—when it is you will lose all interest in it! Always strive to add to its beauties, maybe by removing some of the plantings. Many, many gardens have too much in them. Last summer I visited the garden of a friend and he was bemoaning the fact that he did not have room to plant all the things he wanted. After going over the whole place it was decided to remove two Apple trees and a Cherry tree that were occupying the choicest piece of soil in the entire garden. As these trees would not produce worth-while crops without special attention (which he could not find time to give) they will be small loss to the garden.

Then by moving a dozen shrubs that were scattered here and there where they should not be, he opened up the central portion of a piece of lawn and one would hardly know the place to-day.

This is a good season of the year to study how you can improve your yard and garden. It is not necessary that you make any radical changes but do not be afraid of them if they are needed. Sometimes it seems hard to dig out a shrub or tree that has been there many years but if it is in the wrong place it should be done. Sometimes it is as important to know what to dig out as to decide on the right thing to plant. Someone defined a weed as "a plant that is out of place." From that angle we see many yards and gardens that are filled with weeds, and some of them are Blue Spruce and Elm trees!

As you plan for the improvement of the garden make notes of the things you want to do. I would not care to build a house without some definite plan to follow. And your garden is deserving of as much consideration. The plan does not have to be elaborate but try to visualize the future picture and then to formulate your garden on paper. If you cannot make sketches of what you want to do, make some notes and write it down. You will find it will help you to see it better.

As your garden develops from year to year you may find that different aspects of it appeal to you. Many gardeners become specialists in some one plant and devote their whole garden to it. Others go in for color schemes. I read somewhere the other day that "color schemes are the measles of gardening because everybody gets them." They do become a most delightful and never-ending hobby. They may be worked out with flowers and shrubs, or rock gardens,

or wall gardens. There are some wonderful possibilities for color schemes with the spring bulbs. The garden specialist may devote his space to Roses, Glads, Iris, Lilacs or any one of a dozen other things but you will find that these make a poorly balanced garden, because there will be so much of the year when you will have very little to show in the way of bloom. The most successful garden planting has something of interest in bloom during all the growing months. In planning a herbaceous border the test of perfection is whether you get continuous bloom in practically all parts from frost till frost. This is not easy to do and as a good gardener it is well worth your best efforts.

The new things in plants are always interesting. Ernest H. Wilson has gained almost world-wide fame for the wonderful new things he has introduced from China and Korea. He is keeper of the world's greatest garden—the Arnold Arboretum—and has written several very valuable books on the "Aristocrats of the Garden." These treat in a most interesting and inspiring manner of the many new things that are available for our gardens. Some of the better nurseryman have these new things and they are worthy of your attention. They have made good by comparison with the older things and you will want to know them.

My thought that you plant new things and different varieties in your garden is not to lead you into the planting of a lot of this and that and everything. You must use discrimination in the selection of your plants just the same as in every other thing. There is very poor taste shown in the garden that is a mere collection of plants of every conceivable variety, a botanical garden in effect. Your garden should be like your home, well furnished but not overdone. Add to it as you would to the furnishings of your home. Each planting should be in harmony with the things that are already there and each grouping carefully thought out.

Never make a garden in a hurry. Just because you have the urge for a garden and the money to pay for it is no reason why you should buy one ready made, as it were. One of the great pleasures of gardening is the gradual development, shopping around for just the right plants and varieties to make the completed picture perfect. If you build a garden this way you will know every plant and they will all be very real to you.

Do not think that because your space is limited you may not have a successful garden. There are many small gardens that are very well done. The small place with its limited opportunity can grow just the choicest varieties; it has no space to waste upon the ordinary. The small garden needs more careful planning as to detail and any defects are more noticeable but there is great charm to the small garden well done.

There are many ways along which a garden may be developed and almost no two people will wish to work to the same plan. We see too much of that thing in house building in many cities where there are these monotonous (continued on page 155)



SARGENT
LOCKS AND HARDWARE





Enduring Colors make Beautiful Homes

A delightful WEATHERBEST Stained Shingle Roof in Green with WEATHERBEST Gray Side-walls shows the charm of color contrasts after years of exposure. Wise Home Building Co. for E. H. Baker, Akron, Ohio.

EVERY new home is more or less beautiful especially while materials and paint are fresh. Too many soon look shabby and need continued repainting. The condition of the sidewalls usually determines the appearance of a home—Then, too, nothing is shabbier than a cheap looking or dingy roof.

WEATHERBEST Stained Shingles are gaining marked recognition for the enduring quality of the color tones—*After all "It's time that usually tells the story of superior quality."* Pure color pigments, the finest of preserving oils, and the WEATHERBEST process of staining give these 100% edge grain red cedar shingles lasting life and color values that keep WEATHERBEST Homes beautiful after years of exposure. Their first cost is lower than most sidewall materials and they save repainting.

There is sixteen years' experience behind this rigorous policy *"Not to cheapen materials or process to meet price competition."*



To Improve Old Homes

These two views before and after with a reproduction of the WEATHERBEST Remodeling Service sketch is typical of work being done for thousands of old home owners. WEATHERBEST Stained Shingles laid right over old sidewalls cost less than two good paint jobs. Let us tell you how to proceed. Use coupon.

Let us send Color Chart and Portfolio of full-color photogravures showing WEATHERBEST Stained Shingles in different combinations as they actually appear on homes. Enclose 10c (stamps or coin) to cover mailing and handling. WEATHERBEST STAINED SHINGLE CO., Inc., 2106 Island St., North Tonawanda, N. Y. Western Plant, St. Paul, Minn. Distributing Warehouses in Leading Centers.



WEATHERBEST STAINED SHINGLE CO., Inc.
2106 Island Street, North Tonawanda, N. Y.

Enclosed is 10c (stamps or coin.) Please send WEATHERBEST Color Chart and Portfolio of Photogravures showing WEATHERBEST Homes in Color. Also send Book on Modernizing and Reshingling over old roofs and sidewalls with details explaining your Remodeling Service.

Name _____

Address _____

Has Your Back Yard Halitosis?

WHILE you were showing your friends your flower gardens, or when you were sometimes resting in the lawn-swing—did the foul breath from a garbage can in your yard or your neighbor's ever sicken you? Then be sure that the Kernerator is put into the plans of your new home. Banish garbage cans. Just drop all garbage—wet or dry—tin cans, bottles, papers, sweepings, boxes, etc., into the handy hopper door in or near the kitchen. Falling to the brick combustion chamber in the basement it will dry without odor. An occasional match will destroy it. The flames sterilize non-combustibles. No gas or other fuel needed. No danger. No basement trash-pile (cause of 75% fires). No feeding ground for flies and vermin. No garbage cans to walk to in all weathers. Kernerator residence models as low as \$95 and the masonry adds but little when regular chimney is used.

Free Booklet "The Sanitary Elimination of Garbage and Household Waste."

KERNER INCINERATOR COMPANY
731 E. Water St. Offices in 90 Cities Milwaukee, Wis.

KERNERATOR

REG. U.S. PAT. OFF.
THE CHIMNEY-FED INCINERATOR

Garbage and Waste Disposal



without Leaving the Kitchen

124



"We'll never build again without the Kernerator!"



Disease breeding garbage cans menace children's health.



With the Kernerator you don't leave the kitchen.

Building and Loan Associations

Continued from page 117

banks, were created to stimulate savings, the use of the deposits carefully safeguarded, administration simplified and with an interest rate of 4 per cent. or 4½ per cent. compounded semi-annually. Here was security and a fairly good interest rate, the latter made larger than its actual rate by elimination of local taxation applied to other forms of interest. An excellent method of protecting one's savings, but not designed otherwise to stimulate the habit of saving.

To develop regularity in the deposit of savings, and to provide a higher rate of interest on the savings deposited, with a maximum security for the funds, the Building and Loan Associations were devised, the first being organized in Pennsylvania in the year 1831. There is a further purpose in these organizations, that of stimulating home ownership, by investing the savings in first mortgage loans on real estate, these loans being made only to shareholders. These loans constitute the principal investment of such associations, certain other forms of investment being permitted only for surplus funds for which there may be no immediate demand for first mortgage loans. This loaning process is necessarily the secondary one, the first process being the purchase of shares for the purpose of building up a protected savings fund for some future use. It seems fair to say, then, that this is the primary purpose of such organizations and a clear understanding of the basis on which shares are purchased and dividends accrue should first be gained.

The Associations are formed entirely by shareholders, some of whom are borrowers, to whom accrue as dividends, in proportion to their share-holdings, the net earnings of the Association, these earnings being the result of the interest on loans and in some cases to a slight extent due to fines on payments in arrears. The form of organization is simple and its overhead expenses slight, much service by directors being given free or at nominal fees in view of the cooperative purposes of the Association. While there are several variants of the general type, the Associations based on the Serial Plan are the more frequent and an understanding of their method of procedure will make easy an appreciation of the points of difference inherent in the other plans.

In the Serial Plan Association shares are issued at stated intervals of one, three, six, or twelve months. Each share has a matured value of \$200. A shareholder may purchase as many shares as he desires, or up to the limit established by law in some states, by paying \$1 a month on each share. These payments continue for just about twelve years, making total deposits of \$146 on each share. During that time the dividends that have accrued amount to the balance, each share thus becoming fully matured and worth \$200.

The monthly payments begin with the date of issue of the series of shares subscribed to. One can also purchase partly matured shares by paying the value of the shares at that time and

the monthly payments thereafter. One can also, if desired, in some Associations, buy paid up shares, in limited amount, and thus provide a safe investment, with dividends practically always 5 per cent. or more, and generally free from state taxation.

Dividends are generally compounded quarterly and are credited to the shareholder's account regularly and together with the monthly payments mature the shares, as stated, in twelve years. But at any time if it becomes necessary, a shareholder can withdraw his savings according to the value of his shares at that time.

Now the other slightly varying plans are based on two or three moot points. Some feel that it is a hardship for a shareholder to have to wait for the issue of the next series or else to pay the immediate lump sum required to buy some previous series. Accordingly the so-called Permanent Plan is used by some Associations in which each shareholder can buy whenever he desires, his account being independent of all other accounts, his shares maturing independently according to when he purchased them.

At the other extreme from the Permanent Plan is the Terminating Plan, the earliest form of Building and Loan Association, in which a single issue of shares is made at the start, all shareholders starting at the same time and all shares maturing at the same time. This plan is less flexible, makes it more difficult in initial expense for anyone to join such an Association later as he must pay the accrued value of the shares from the very start to the time he joins. This type is not of a permanent character, ceasing to exist when its shares mature and frequently at an earlier date and is seldom met nowadays.

While one of the essential purposes of these Associations is to stimulate saving by the necessity of regular payments, some feel that this deters many, with uncertain incomes, from saving at all. The Dayton Permanent Plan was developed to meet this point of view. It is like the Permanent Plan just described, only payments are not required at stated intervals but are entirely at the option of the depositor. This plan of course does away with all fines, and it lends at a fixed rate of interest eliminating all premiums which exist in some of the other types of Association. This plan is much the same as a Savings Bank except for its cooperative form of organization and possibly larger dividends.

Entirely apart then, from its second purpose, the Building and Loan Association or Cooperative Bank provides an admirable method for developing a savings fund whether its aim be general or for some special purpose such as a child's college education or some other definitely foreseen expense. The ultimate amount needed being determined the proper number of shares can be purchased which will mature at the proper time in the required amount. The history of these associations shows that the security is complete, (continued on page 155)

Burnham Boilers

Try Taming Your Boiler With Kindness

IF abuse hasn't broken its spirit, your boiler will respond to correct handling, like a lost spaniel to a marrow bone.

"Lest You Forget"* gives you sixteen pages of kind words, said in behalf of your boiler. The kind of kind words that will bring the most cantankerous boiler round to good behavior, or let you know distinctly why it won't behave.



Drop a postal to us for a copy of "Lest You Forget" and give your boiler its chance to make good.

*Prepared for Burnham users. Useful to users of any good boiler. Full of points on fuel, thrift and boiler handling.

Burnham Boiler Corporation

IRVINGTON, NEW YORK

Representatives in all principal cities of the United States and Canada



The small garden well done

Continued from page 150

rows of houses all alike. Your garden should have individuality; it should be a part of yourself. The plants are living creatures; they have their likes and dislikes and we must make them feel at home by providing the right atmosphere. If you have an ordinary yard without trees and with the average garden soil don't try to grow plants that naturally grow in the shade and leaf mold soil of the native woods. A plant that grows in the full sunlight, by nature's laws will not be at home in the shade. It may struggle to adapt itself but will seldom succeed. If you can provide their natural environment there is nothing more delightful than a garden of native plants.

The vacation habits of many home owners take them away to the seashore or the mountains during the summer months and our garden plans need to keep this in mind. Under such conditions you would want a garden that will flower in the spring and fall with a wealth of variety but showing little color and needing a minimum of care in the summer. In the spring the bulbs will start the season and following them the Iris, Peonies, and many other of the spring flowering perennials will be welcome.

In the fall the 'Mums, Michaelmas Daisies, and those delightful, airy

Anemones may be depended upon to make the borders gay. We must not forget the many colorful annuals that grace the fall borders. They would be bare indeed without Zinnias, Calendulas, and Cosmos. They make such a gorgeous display; as if knowing their time was limited they wanted to make the most of it. The same idea of spring and fall display can be kept in mind in your shrub planting. Many of them have bright-colored berries in the fall and add greatly to the attractiveness of the borders.

Truly there are so many possibilities to gardening that you'll not exhaust all of them if you live to be a hundred! There is no study as interesting as that of nature, learning her laws, watching the seasons as they come and go, observing the seeming miracles performed almost before your very eyes. You will never learn it all in gardening; there are too many secrets that we cannot understand, but we can take advantage of the knowledge that is available and use it for the betterment of our gardens.

With this thought in mind, let us during these winter months, study and plan, devise ways and means to make our gardens better than they were last year. As gardeners, we have a most wonderful opportunity: that of creating.

Building and Loan Associations

Continued from page 152

the increment in value due to dividends more than can be secured by any other form of Savings Bank, and in case a change of plan is necessary the savings with accrued dividends in full can be withdrawn at any time.

Now perhaps the most compelling incentive of all for the habit of saving is the desire to become the owner of a home. The Building and Loan Association not only makes simple the habit of saving but makes possible the application of these savings in a most direct and effective way toward the purchase or construction of a home.

For this purpose the Association has a Security Committee that passes upon all requests for first mortgage or construction loans. They examine the premises and the evidences of ownership as submitted in due form, and set a value upon the house as it exists or as it is planned to be built. If all is found in good order the Association is authorized to loan up to not more than 80 per cent. of the value.

The borrower then, in certain states, purchases shares in the total amount of the loan to be advanced, pledging himself to pay the dollar a month due on each share plus interest on the loan at 6 per cent. When new construction is involved the loan is advanced from time to time as the work progresses. The note and mortgage contain a transfer of the shares to the amount of the loan as an additional security. Unlike the regular mortgage, the Association mortgage continues as long as the monthly payments are made up to the full


period of twelve years, and no extra payments can be called for at renewal periods as is often the case in regular mortgages. In this way a person desiring to buy a house already built, and being able to provide 20 per cent. or thereabouts of the amount needed can secure the balance from the Association and become immediately a home owner, and by monthly payments pay off the entire loan in twelve years and hold the property free and clear.

If, as many people do, he prefers ultimately to carry a regular mortgage of say 60 per cent. he can readily arrange at the proper time to pay off his first mortgage and cash in his shares and take out elsewhere the permanent mortgage which does not require periodic reduction. But of course this simply means that he is abandoning the first phase of his connection with the Building and Loan Association, which is one of "saving." If he continues his payments to the Association he is continuing his practice of saving and investing the savings in his own home, and when the time comes to use his savings for other purposes he can secure them by taking out a mortgage at that time for the required amount. From both points of view, therefore, of saving and home ownership, the Building and Loan Association, carefully selected according to its type and the character of its management, provides one of the most effective methods of procedure available to-day and adds to its practical effectiveness the interest and satisfaction inherent in a coöperative undertaking organized for mutual benefit.

CABOT'S

DOUBLE PLY

Progressive Instruction Progressive Construction



Beaver Country Day School, Chestnut Hill, Mass.
Architect, Gordon Allen, Boston, Mass.
Builders, Stone & Webster, Inc.

IN designing and building this progressive country day school, materials were carefully tested and investigated and only the best possible for the purpose were selected.

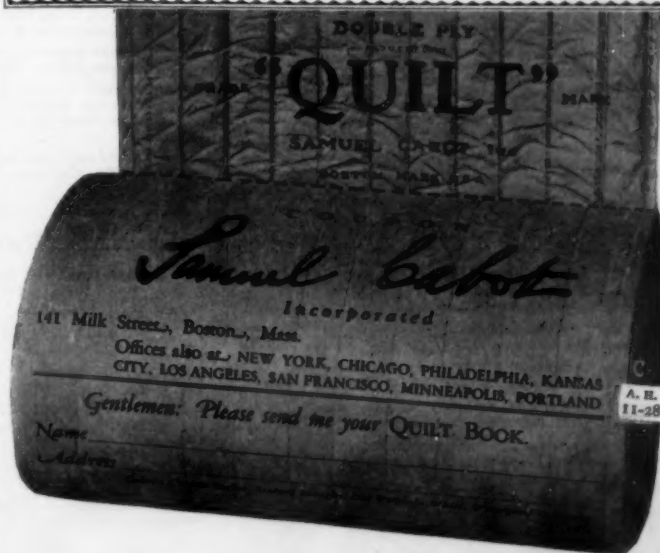
Cabot's Quilt was used in every building for insulation against cold, and in the six music rooms for soundproofing.

Many refinements and special materials add to cost of construction; Cabot's Quilt actually saves.

The coupon below will bring you interesting Quilt information. Mail it to-day

Cabot's Quilt

TIME TESTED FOR OVER THIRTY YEARS



141 Milk Street, Boston, Mass.
Offices also at: NEW YORK, CHICAGO, PHILADELPHIA, KANSAS CITY, LOS ANGELES, SAN FRANCISCO, MINNEAPOLIS, PORTLAND

Gentlemen: Please send me your QUILT BOOK.

Name _____
Address _____

A. E.
11-28

HELPFUL BOOKLETS FOR THE ASKING

Order by number only, using coupon below

Building Materials & Equipment

ENDURING BEAUTY OF CERAMIC TILES <i>Associated Tile Mfrs.</i>	2
THE FACE BRICK HOME <i>American Face Brick Assn.</i>	18
THE CORK LINED HOUSE <i>Armstrong Cork & Insulation Co.</i>	83
HOMES & GARAGES <i>National Fireproofing Co.</i>	144
THROUGH THE HOME OF TAPESTRY BRICK <i>Fiske & Co., Inc.</i>	148
BEAUTIFUL WOODWORK AND HOW TO HAVE IT <i>Arkansas Soft Pine Bureau</i>	140
HOUSES OF PONDOZA PINE, IDAHO WHITE PINE AND LARCH <i>Western Pine Mfrs. Assn.</i>	16
PLANS OF CUT HOMES <i>The Gordon-Van Tine Co.</i>	341
BEAUTIFUL BIRCH FOR BEAUTIFUL WOODWORK <i>Northern Hemlock & Hardwood Assn.</i>	10
THE STORY OF WOOD <i>National Lumberman's Assn.</i>	386
THE RIGHT WAY TO DO A STUCCO JOB <i>California Stucco Products Co.</i>	385
BRASS PIPE & PIPING <i>Bridgport Brass Co.</i>	399
WALLS AND FLOORS <i>Zenitherm Company, Inc.</i>	404
PORTABLE HOUSES <i>E. F. Hodgson Company</i>	25
THE BUILDING BOOK <i>The Celotex Company</i>	415
THE QUILT BOOK <i>Samuel Cabot, Inc.</i>	397
FAIENCE TILES <i>Kraftite Co.</i>	429
HOUSE COMFORT THAT PAYS FOR ITSELF <i>The Wood Conversion Co.</i>	434
CELLULIZED OAK FLOOR BLOCKS <i>The E. L. Bruce Co.</i>	435
COLOR IN ASBESTOS SHINGLES <i>Johns-Manville Inc.</i>	14
THE CONSTRUCTION OF THATCH ROOFS <i>Weatherbest Stained Shingle Co.</i>	84
SHINGLE STAIN <i>Samuel Cabot, Inc.</i>	160
TUDOR STONE FLAGGING & ROOFS <i>Rising & Nelson Slate Co.</i>	168
THATCH SLATE ROOFS <i>John D. Emack Co.</i>	280
THE ROOF <i>Ludowici-Celadon Co.</i>	318
HOW TO KEEP YOUR HOUSE YOUNG <i>Valentine & Company</i>	401
DEIFYING AGE & TIME <i>Wheeling Metal Mfg. Co.</i>	407
COLOR ENCHANTMENT, ETC. <i>Maple Flooring Mfrs. Assn.</i>	3
STEEL CASEMENTS <i>J. S. Thorn & Co.</i>	344
DECORATING WITH CASEMENTS <i>Detroit Steel Products Co.</i>	453
FORGED IRON HARDWARE <i>McKinney Mfg. Co.</i>	154
THE HOUSE OF STUCCO <i>Atlas Portland Cement Co.</i>	457
REMODELING WITH STUCCO <i>Atlas Portland Cement Co.</i>	458
RUST PROOFED <i>American Brass Co.</i>	217
SCREENING YOUR HOME <i>The Higgins Mfg. Co.</i>	27
BATHROOM ARRANGEMENT <i>Crane Co.</i>	32
BEAUTIFUL BATHROOMS <i>Standard Sanitary Mfg. Co.</i>	138
ON THE TRAIL OF BYERS' PIPE <i>A. M. Byers Co.</i>	196
THE NEW VOGUE IN AWNINGS <i>Andrew Swanfeldt</i>	149
IDEAL SCREENS FOR CASEMENT WINDOWS <i>Robscreen Co.</i>	352
WIRE CLOTH SCREENS <i>The Gilbert & Bennett Mfg. Co.</i>	353
LOW COST SEWAGE DISPOSAL <i>Kaustine Co., Inc.</i>	422
EASY-SET BATHROOM & KITCHEN FIXTURES <i>J. H. Balmer Co.</i>	420
DISTINCTIVE HAND-MADE LIGHTING FIXTURES <i>Industrial Arts Shop</i>	427
HINTS FOR WINDOW, DOOR & PORCH SCREENS <i>Wickwire Spencer Steel Co.</i>	430
MEDICINE CABINETS <i>Hess Warming & Ventilating Co.</i>	431

Heating Equipment

SIX WAYS OF MAKING THE CELLAR MORE ATTRACTIVE <i>The Thatcher Co.</i>	28
WHICH HEAT & WHY <i>Richardson & Baynton Co.</i>	159
WARM AIR HEATING <i>Kelsey Heating Co.</i>	171
ADVENTURES IN COMFORT <i>May Oil Burner Corp.</i>	82
MANTELPIECES AND FIREPLACE FITTINGS <i>Edwin A. Jackson & Bro., Inc.</i>	183
FIREPLACES OF TRUE VIRGINIA BRICK <i>Old Virginia Brick Co.</i>	387
COMFORT HEAT <i>Burnham Boiler Corp.</i>	281
THE SERVANT IN THE CELLAR <i>Calorol Burner Corp.</i>	268
BUYING A HEATING SYSTEM <i>Spencer Heater Co.</i>	316
HEAT INSULATION FOR HOMES <i>Flax-Li-Num Insulating Co.</i>	286
FIREPLACE CONSTRUCTION <i>The H. W. Covert Company</i>	235
THE ELECTRIC FURNACE MAN <i>The Domestic Stoker Co.</i>	408
FIREPLACE UNITS <i>Heatilator Co.</i>	419
GUARANTEED OIL HEAT <i>Petroleum Heat & Power Co.</i>	446
THE PRICELESS GIFT OF COMFORT <i>The Tinkin-Detroit Co.</i>	448
FIREPLACE GUARDS AND FENDERS <i>The John P. Smith Co.</i>	450
BRASS RADIATORS <i>Rome Brass Radiator Corp.</i>	392
A MODERN HOUSEWARMING <i>U. S. Radiator Corp.</i>	172
RADIATOR FURNITURE <i>Schleicher, Inc.</i>	37
RADIATOR SHIELDS <i>Sodemann Heat & Power Co.</i>	124
RADIATOR ENCLOSURES <i>W. H. Johnson & Son Co.</i>	256
RADIATORS, ENCLOSURES AND SHIELDS <i>Mullins Bobby Corp.</i>	384
THE MODERN MODE <i>The Hart & Cooley Mfg. Company</i>	414

Kitchens

GARBAGE INCINERATORS <i>Kerner Incinerator Co.</i>	39
THE DINOFOLD TABLE <i>Nichols & Cox Lumber Company, Inc.</i>	403
THE DAWN OF A NEW DAY <i>The Walker Dishwasher Co.</i>	454
HOT COIL GAS WATER HEATER <i>American Radiator Co.</i>	440
PYROFAX <i>Carbide & Carbon Chem. Corp.</i>	443
ELECTRIC REFRIGERATION <i>Frigidaire Corp.</i>	41
KELVINATOR & KELVINATED FOODS <i>Kelvinator Corp.</i>	38

Gardens & Grounds

WOVEN WOOD FENCING <i>Robert C. Reeves Co.</i>	102
FENCES FOR PROTECTION & BEAUTY <i>Page Fence & Wire Products Assn.</i>	141
HOME FENCES <i>American Fence Construction Co.</i>	236
ANCHOR FENCES <i>Anchor Post Iron Works</i>	257
GOOD TASTE IN GOOD FENCING <i>The Stewart Iron Works Co.</i>	371
WICKWIRE SPENCER CHAIN LINK FENCES <i>Wickwire Spencer Steel Co.</i>	410
FENCING WIRE & IRON FOR RESIDENCES, ESTATES AND PARKS <i>Cyclone Fence Co.</i>	418

FENCES FOR EVERY PURPOSE <i>Brook Iron Works, Inc.</i>	349
GLASS GARDENS <i>Lord & Burnham Co.</i>	282
GREENHOUSES OF DISTINCTION <i>Hitchings & Co.</i>	283
WHEN YOUR TREES NEED THE TREE SURGEON <i>The Davey Tree Expert Co.</i>	191
INSECT PESTS INDOORS & OUT <i>Antrol Laboratories, Inc.</i>	336
A NATURAL DUST LAYER <i>The Solvay Process Co.</i>	417
SEMESAN THE MODERN DISINFECTANT <i>E. I. Du Pont de Nemours & Co.</i>	447
GREENHOUSES OF QUALITY <i>Wm. H. Lutton Co., Inc.</i>	439

Miscellaneous

A MUSICAL GALAXY <i>Victor Talking Machine Co.</i>	449
HOME MOVIES <i>Eastman Kodak Company</i>	412
TYNETOWN TOYS <i>Toy Furniture Shop</i>	441
PORTABLE ELECTRIC HOME FOUNTAINS <i>Jewel Electric Mfg. Co.</i>	368
BRIDGING THE GAP OF HUNDREDS OF YEARS <i>Federal Radio Corp.</i>	456

Interior Decoration

FABRICS THE KEY TO SUCCESSFUL DECORATION <i>F. Schumacher & Co.</i>	44
THE ADVENTURE OF HOUSE FURNISHING <i>S. Karpfen & Bros.</i>	66
FINISHED TO ORDER FURNITURE <i>Wm. Leavens Co.</i>	134
CARE & RESTORATION OF FURNITURE <i>Arthur S. Vernay, Inc.</i>	331
EARLY AMERICAN FURNITURE <i>L. & J. J. Stickley, Inc.</i>	333
CORRECT CARE OF HOME FURNISHINGS <i>Peck & Hille Furn. Co.</i>	207
TABLES <i>St. John Table Co.</i>	129
EARLY AMERICAN REPRODUCTION <i>C. R. Hood Studio</i>	409
COLOR CLOCKS <i>William L. Gilbert Clock Company</i>	413
WROUGHT IRON <i>E. T. Ryan Iron Works</i>	426
METAL WINDOW CORNICES <i>Hicks Gallery, Inc.</i>	432
SILHOUETTES AND THEIR FRAMES <i>Foster Bros.</i>	195
WATERPROOF DRAPERIES <i>Protxwell Corp.</i>	49
WROUGHT IRON THINGS <i>Ye Iron Shoppe</i>	436
THE LUXURY OF CHIMES <i>Sessions Clock Company</i>	421
COLOR THE SECRET OF BEAUTIFUL HOMES <i>Orinoka Mills</i>	75
WALL COVERING (SANTAS) <i>Standard Textile Products Co.</i>	78
WHAT MAKES A HOUSE A HOME <i>Wallpaper Guild of America</i>	81
MAKING THE WINDOWS BEAUTIFY YOUR HOME <i>The Char. W. Breneman Co.</i>	312
FABRICS OF LASTING BEAUTY <i>Leshner, Whitman & Company, Inc.</i>	405
BEAUTIFUL FLOORS <i>Ponsell Floor Machine Co.</i>	425
PROPER TREATMENT FOR FLOORS <i>S. C. Johnson & Son</i>	54
LINOLEUM FLOORS <i>Congoleum-Nairn, Inc.</i>	79
RUG HARMONY SERVICE WITH COLOR PRINTS <i>Mohawk Rug Dept. W. & J. Sloane</i>	150
THE PROPER CARE OF RUGS & CARPETS <i>Clinton Carpet Co.</i>	156

Make sure that the listing of booklets from which you choose is that of the latest issue of the magazine, as the American Home cannot guarantee the delivery of booklets not listed in its current issue.

HEARTHSTONE EDITOR, THE AMERICAN HOME, GARDEN CITY, N. Y.

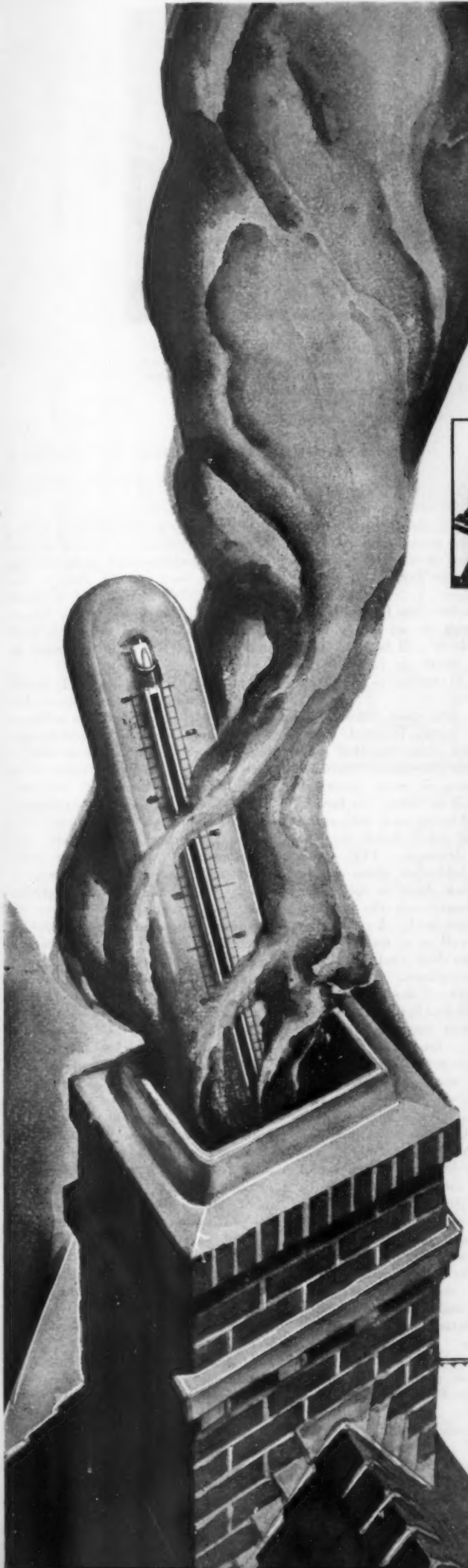
Please send (at no expense to me) the following booklets. (Insert numbers from list)

Name

P. O. Address

State

NOVEMBER



Send for... the Doctor



THE boiler has a fever... Don't laugh, Sir, this is serious... The boiler's gone completely coo-koo with inefficiency. It's wasting heat up the chimney at a rate that is driving the owner's cost of heating sky-high.

When the temperature of the stack is excessive, it's a sick boiler. And sick boilers are costly—waste money right and left. The sad part is, there are thousands of such boilers. If your cost of heating is excessive, you have a sick boiler.

Such "sickness" is due to having too little Fire Surface to absorb the heat generated. And the remedy, if you are building a home, is to make sure that the boiler you buy has enough Fire Surface, or, if you already have a "sick" boiler in operation—it seems drastic, but pays over and over in the end—the remedy is to kick out the "sick" boiler and get a new one in its place with enough Fire Surface.

Send for Free Copies of Our Two Books—A more complete explanation of the above will be found in our two books, "Guaranteed Heating Satisfaction at Minimum Cost," and, "Does It Pay to Install an Oil Burner?" To anyone interested we will gladly mail a copy of each book free. Simply use the coupon below, sending it today to The H. B. Smith Co., Dept. L-2, Westfield, Mass.

THE H. B. SMITH BOILERS & RADIATORS

Used in fine homes and buildings since 1860

The H. B. Smith boilers for steam, hot water and vapor heating; radiators; and hot water supply boilers; for every type and size of private home, office building, factory and public building.

The H. B. Smith Company, Dept. L-2, Westfield, Mass.

Gentlemen: Without cost or obligation to me, please send me a copy of each of your two books.

Name.....

Street.....

City.....State.....



Keep Them Well

with Kelsey
Health Heat

IS there the slightest doubt in your mind that the children are going to grow up stronger, brighter and happier in an atmosphere of fresh, warm, humidified air than they possibly could if the air were hot, dry and stuffy?

It will pay you well to look into the advantages of Kelsey Health Heat. The atmosphere in your home will be like the outdoor air in June.

There is no other heater that in any way resembles the new Type R Kelsey Warm Air Generator. It is built for warmth plus health, and it gives both abundantly. Your small coal bills will surprise you.

You will find our booklet "Kelsey Health Heat" interesting and profitable reading.

THE KELSEY
HEATING COMPANY
231 James St., Syracuse, N. Y.

BOSTON—60 Sudbury Street
NEW YORK—365 Fifth Avenue

Brockville, CANADA
Dealers—Principal Cities

KELSEY HEATING COMPANY
231 James Street, Syracuse, New York

Without obligation please send me your Free Booklet on Kelsey Health Heat. I have a room house.

NAME

STREET

CITY STATE

Note—Arrangements can be made to purchase a Kelsey Heater on easy payments.



Bulbs for indoor use may be had in bloom over several weeks by planting in fall and bringing the started pots or pans, with warmth and light in successive lots

Bulbs indoors for winter

Continued from page 140

and Scillas, is to plant them in the shallow earthen pots called pans, in rich sandy loam, with broken crock or coal ashes in the bottom for drainage.

The large bulbs—the Daffodils and Hyacinths—may be set singly in a 5-inch pot, which will be the right size to hold three or four of the Tulips, or eight to ten of the little Crocus.

Set down only deep enough to have the tips barely covered, water well, and place close together in a trench (even in November trenches can still be dug in most gardens). This trench will be better for having a 9-inch board lining each side, and a thick layer of coal ashes on the bottom for drainage. The space between pots and over them can be filled with straw, hay, or sphagnum moss, with a board over the top, and then the soil put back. A cold cellar would do as well as a trench if the bulbs were kept dark and moist, and protected from rodents.

After six weeks of the outdoor cold (which you will find later has induced strong, fine root growth), the pots can be lifted a few at a time and brought indoors to a cool, light room for a couple of weeks, and then to the sunny living-room window. By this means we can have a succession of bloom from Christmas onward for several months.

I remember one year when I had experimented with a number of bulbs this way that during the worst storm of February, my south dining room window was gay with early Tulips, Daffodils, Narcissus, and Crocus, besides the blooming branches (which had been set merely in water), of Pussywillows and Forsythia.

Select varieties marked in the catalogues as "early blooming." The Tulips include the pink and white La Reine, pink Cottage Maid, and the purple President Lincoln, a beautiful shade.

Lilies for Easter should be started by December 1st—one to a 6-inch pot, or a couple to the 8-inch size. They do not require as much cold as the other bulbs and do better placed where the temperature will not be below 60 degrees, at night. Also they should be covered an inch or two in the pot.

Other early spring blooming bulbs, which are not often grown in the house, but which could be handled in the same way, would include the Snowdrop, Winter Aconite, Chionodoxa, and the lovely blue Grape Hyacinth, about the same size bulb and requiring the same treatment as Crocus.


For early winter bloom I should have mentioned the Lily-of-the-valley, which can be brought to bloom within three weeks if the cold-storage pips are used. These can be set simply in a bowl of sphagnum moss or in peat moss and kept well watered, placed in a shady spot in a temperature of about 65 degrees until the leaves and flower stalks are well developed, and then brought gradually to increased light and heat.

Lily-of-the-valley from the garden has been successfully grown to bloom by lifting early in December, when the ground had been frozen at least an inch, planted in fibre, given a good light and ordinary house temperature. They are said to bud in about a month and to be even more satisfactory than the Paperwhite Narcissus. Cold storage Lily-of-the-valley pips may be had from the seed store at any time of the year, by the way.

Bulb fibre is growing steadily in popular favor as it can be used in fine containers without drainage, has no odor, is clean to handle and seems to provide the right amount of nourishment. It is inexpensive and enables the enthusiast to grow the much desired flowers without the inconvenience of handling soil. All the early blooming bulbs described have been recommended for this treatment and the big bulb stores always show lovely blooms during the winter, as living evidence of its efficacy.

An entirely different class of bulbs, often referred to as the Cape Group, comes from the vicinity of Cape of Good Hope. They are usually started in August for Christmas flowering, but if set out later they will bloom from February on. They really need a greenhouse, however.

Probably the most popular are the Freesia, and Oxalis, though the Ixia and Sparaxis (only slightly known), are equally attractive. Several of the really (continued on page 162)



A triumph for simplicity is the new *Corwith* lavatory. Chaste sculptural line, an unostentatious set-back in the slab, a rectangular bowl; the deftest of differences have given it originality without a hint of freakishness. Other pieces, a bath, a dressing table, a combina-

tion lavatory and dressing table, also may be had in the *Corwith* design. For beautiful fixtures in charming settings, send for the Crane book, *New Ideas for Bathrooms*, full of information on decoration and arrangement. About installation, consult any responsible contractor.

The Corwith
OF
TWICE-FIRED VITREOUS CHINA
IN WHITE OR IN COLOR

CRANE

Crane Co., General Offices,
836 S. Michigan Ave., Chicago

Branches and sales offices in
one hundred and sixty-six cities

FIXTURES, VALVES, FITTINGS, AND PIPING FOR DOMESTIC AND INDUSTRIAL USES

ROBRAS 20-20 RADIATORS

In-the-Walls
Out-of-the-Way
Out-of-Sight



ROME BRASS RADIATOR
CORPORATION

1 East 42nd Street, New York



Protect Your Home
From the Elements With
A Natural Stone Roof

Slate is fireproof for flat or sloping roofs. Slate roofs, garden walks, floors, wainscoting, window sills and manifold other decorative and practical uses, are illustrated in booklets. Write for, "The Incomparable Beauty of Slate Roofs" and "The Charm of Slate Floors and Walks."

NATIONAL SLATE ASSOCIATION
Drexel Building Philadelphia, Pa.

Abundant Hot Water with small fuel bill

If you are interested in an abundant supply of hot water for the bathroom, kitchen, and laundry, furnished every hour in the day at low cost, you should know more about the National Multi-Flow Heater. Note these features:

1. Dependable—A continuous 24-hr. a day dependable hot water supply.
2. Convenient—Requires attention only 2 or 3 times in 24 hours, due to large fire pot.
3. Fuel—Burns hard or soft coal, coke, wood, oil, or gas—all with a maximum of fuel efficiency, minimum labor.
4. No Rusty Water—All parts that come in contact with water are either copper or bronze.
5. Attractive—Red jacket of double fired vitreous enamel, with glossy black japanned top and base.
6. Easily Installed—Shipped complete—ready to connect. Low installation cost.
7. Adaptability—Heating sun porch, spare rooms, garage, small bungalows, cabins, etc.

Write for prices

NATIONAL MULTI-FLOW TANK HEATER

THE NATIONAL PIPE BENDING CO.

200 River St., New Haven, Conn.

Boston New York Philadelphia



Cut away section shows coil above fire pot—there's no chilling of fire from cold water.



Plan now for PAGE FENCE

Now is the time to plan for PAGE Chain Link Fence. It protects the children from the hazards of modern traffic and other dangers.

53 Service Plants Erect Fence
Everywhere

There is a Page Service Plant near you that can give you complete service from your first plans to the final erection of PAGE Chain Link, with either galvanized-aster or copperweld fabric, or Wrought Iron Fence. Write for name and address, also interesting literature.



TRADE MARK
America's
first wire
fence

PAGE FENCE ASSOCIATION
215 N. Michigan Avenue—Dept. 11-B
Chicago, Illinois



Tudor Stone Flagging.

The rugged texture and infinite variety of soft colorings, characteristic of Tudor Stone make this the ideal slate for flagging and flooring—both indoors and out. We are prepared to furnish this flagging slate in any shapes and sizes—and in any quantity.

We shall be pleased to mail you, upon request, a copy of our illustrated booklet "Tudor Stone Flagging."

Rising and Nelson Slate Company

Sales Office: 101 Park Ave. New York
Quarries and Main Office: West Pawlet, Vermont

The ideal home for the southern season



PALM trees rustle in the breeze. The air is soft and warm and sweet. Come on down. It's springtime here in Florida. And—this charming Hodgson home is all ready to erect.

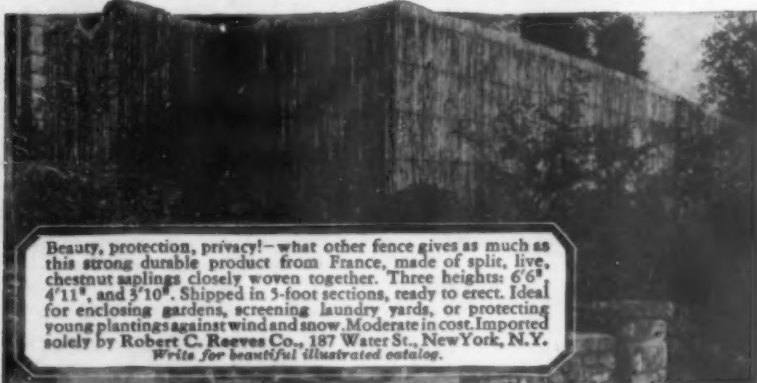
Hodgson Houses are expertly made from the finest materials obtainable. Shipped to you in sections. No skilled labor required. No delays. No building worries.

If you cannot build this season, at least select the site for the Hodgson

home you will erect next year. New illustrated booklet K gives prices, plans and complete information. Send for it today. Or come in and see the exhibits at our Boston and New York offices. E. F. Hodgson Co., 1108 Commonwealth Ave., Boston; 6 East 39th St., New York. Florida branch, Bradenton.

HODGSON Houses

DUBOIS Woven Wood Fence



Beauty, protection, privacy!—what other fence gives as much as this strong durable product from France, made of split, live, chestnut saplings closely woven together. Three heights: 6'6", 4'11", and 3'10". Shipped in 3-foot sections, ready to erect. Ideal for enclosing gardens, screening laundry yards, or protecting young plantings against wind and snow. Moderate in cost. Imported solely by Robert C. Reeves Co., 187 Water St., New York, N.Y.
Write for beautiful illustrated catalog.

Bulbs indoors for winter

Continued from page 158

small bulbs are usually planted in a 5-inch pot. The Cape bulbs are not set away in a dark place but need cool, light, but frost-proof quarters while the roots as well as the pot growth is getting started. A temperature of from 35 to 40 degrees, never over 50 at any time, is best and after getting a good start they can be brought into the living room as desired.

Anemones, especially in the St. Brigid variety, have become especially fashionable and owing to their lovely colors are deservedly popular but it must be confessed they are quite difficult to handle. They like cool moisture and a potting mixture of equal parts of well manured loam, leaf mould, and clean sand. The bulbs should be planted in October for February flowering, given a cool shady position till the roots are formed and then kept in the light with a temperature down to about 60 degrees, until well started. Like the Cape bulbs and the Spanish Iris mentioned later, they should be grown under glass.

The Calla in both yellow and white is easily grown and requires simply a 6-inch pot with good drainage at bottom and a rich fibrous soil of one third well rotted manure, one third fibrous loam, one third sharp sand. The bulbs should be slightly covered, well watered, and the pots set in a cool place to make roots. After a few weeks bring into a warm sunny situation and give plenty of water, even standing the pot in a saucer of water.

While the Calla may be kept growing through the whole year, it does better if rested through the summer by placing the pot on its side in a dry shady place, slightly covered with litter to keep the roots from becoming too dry. About September 1st it can be taken up, the old earth shaken off, the little bulblets removed

and put in small pots, and the mother bulb reset again as before.

The Amaryllis is one of the most easily grown winter bulbs. The best varieties come from abroad about November and should at once be set in the rich mixture already recommended with the neck of the bulb not covered. Keep rather dry until growth starts, when they can be brought out, kept moist and in favorable conditions for flowering. After blooming the bulbs should be kept dormant for four or five months at a temperature of about 50 degrees to give them necessary rest.

Spanish Iris can be easily grown by being potted in September or October when they will bloom with little trouble under glass. During the winter the common garden Iris can be lifted, set in soil, and forced into bloom in a sunny window.

The Ranunculus is another lovely bulb (requiring hothouse treatment) not nearly as well known as it ought to be. While formerly imported from France it is now being grown largely in this country, and can be had in the California varieties at about 50 cents a dozen, coming in the lovely shades of crimson, yellow, purple, white, and black. They will bloom freely in the house throughout the winter, given the same treatment as Anemones, which they should follow in flowering.

The secret of successful bulb culture, it should be thoroughly understood, is good root growth. Without that there can be no satisfactory results!

While some bulbs produce leaves and roots at the same time, others do not; and while (as I have indicated) many bulbs produce fine strong roots in the cold and dark of an outdoor trench, others need the more steady temperature of a greenhouse. Remember one class comes from the warm Cape, the other from cooler Europe. Be sure of the kind to try to grow.

Flowers you buy in November

Continued from page 142

A good way to water the plants from the florist is to set the pots in a tub of warm water and leave them there until the air bubbles cease rising to the surface.

In removing any cut flowers from a florist's box, it must be remembered that, no matter how carefully they were packed nor how fresh they look, the vitality of the blossoms has been severely taxed. Under such circumstances, nothing puts new life into the blossoms more than warm water. Those with hard stems like Chrysanthemums bear it quite hot, while soft stemmed flowers like the Calla can endure 80 or 90 degrees Fahrenheit as the limit.

At night leave the Chrysanthemums in a cool place with the foliage sprinkled with water; the next morning fill the container with fresh water, slightly warmed, and even cut back a small portion of the stem and the blossoms will last for a long time. Some experts also peel back some of the bark on the woody stemmed flowers to allow even more

moisture to get into the water passages.

Azaleas in exquisite coloring are now available all through the winter. As the stems of the blossoms are so short, the plants are more in demand than the cut flowers, though the latter are lovely arranged in low bowls. Properly cared for, the Azalea plant will be a perfect mass of spectacular bloom. Proper care includes an abundance of water and fresh air, and keeping it in a cool room and away from direct sunshine. Azaleas cannot get too much light or fresh air and they must never be allowed to become dry. When watering be sure that the water does run through. If it stands on the pot it will cause the roots to decay.

A few bugs on a flowering plant usually do no harm unless the room is too warm. Occasionally shower the plant to keep off insects and clean dust from the leaves. Place the pot in a large tub or pail containing enough warm water to barely cover the pot.



Build for Year-Round Comfort;

See that INSULITE is specified

THE achievement of real comfort is a function of building no less than the achievement of good design, arrangement and beauty.

Comfort—one of the unseen qualities of home-building—is one of the very important qualities; one of the most practical. And so easily obtained today.

A house built so that sounds are deadened—so that dampness is avoided—so that winter cold and summer heat do not easily

penetrate the walls and roof—has the genuine unseen quality of comfort.

INSULITE contributes to this in very large measure. It is a double-purpose insulating material—a sturdy all-wood-fiber board of great structural strength.

For sheathing, plaster base, wall board, roof insulation, attic and garage lining, and many other uses.

Write for free copy of interesting booklet —“Increasing Home Enjoyment.”

INSULITE

the Wood-Fiber Insulating Board

THE INSULITE COMPANY

1216 Builders Exchange

Dept. 3

Minneapolis, Minn.

THE INSULITE COMPANY
1216 Builders Exchange, Dept. No. 3
Minneapolis, Minn.

Please send free copy of “Increasing Home Enjoyment” to

Name

Address

City.....State.....



DOROTHY KNAPP
proclaimed
"the world's
most beautiful girl"

Have
You

Symmetrized your figure this 15 minute way?

AT LAST there is a really pleasant way to keep your figure youthful and slender. Exercise without effort—a scientific vibratory-massage—banishes every pound of overweight, invigorates your entire body, keeps you slim and supple.

15 minutes a day with the Battle Creek Health Builder assures you of trim ankles, shapely thighs, slender hips. You can mold your figure to the fashionable lines that every woman desires—and feel better than you have ever felt in your life.

Famous Beauties Use This Method

Joan Crawford and Renee Adoree, Metro-Goldwyn-Mayer screen favorites; Dorothy Knapp, proclaimed "the world's most beautiful girl"; Mary Eaton and Irene Delroy, Musical Comedy stars, are among the hundreds of famous women who enthusiastically endorse the Health Builder.

Youthful Vitality—Yours!

This Enjoyable New Way
Thousands of women are remaining radiant, young, slender, by this wonderful new method. The Health Builder, manufactured under the patents of Dr. John Harvey Kellogg, is the only appliance of its kind that is synchronized with the muscle tone.

The Health Builder banishes that "tired feeling" as if by magic. It soothes and relaxes your nerves, wakes up your sleepy muscles, stimulates your circulation, tones up every tissue in your body

© S. E. Co. 1928



Choice of
80,000
Because
Medically
Correct

Just a few minutes a day of deep-reaching massage-vibratory treatment with the Health Builder literally makes you a new woman—gives you the sparkle of perfect health, the joy of feeling gloriously alive.

A Health Builder For Every Requirement

Ideal for home use is the Universal Home Model, a compact enclosed Health Builder. The Athletic Model is very popular for clubs, home gymnasiums, colleges, health centers, institutions, steamships, etc., while the handsome De Luxe Cabinet Models combine utility with distinctive beauty.

Ask for this Interesting Book

"Health and Beauty in Fifteen Minutes a Day" tells how the Health Builder can bring you beauty and vitality. Send for it now—it's free!

Sanitarium
Equipment Company
Room AG-3958 Battle Creek
Michigan

The Battle Creek Health Builder
Keeps You Slender



A mixture of sand and peat is an ideal rooting medium for cuttings as it does not quickly dry out. Glass sides to the flat will hasten growth

Rooting cuttings in the house

Continued from page 144

The knife is likely to slip and tear off some of the outer skin of the stem. Why strip off leaves anyway? The answer to this is the following: one piece of work a leaf has to do is to evaporate moisture, and if a great many leaves are left on a cutting evaporates water too rapidly. No one desires to have a cutting spend all its time evaporating water from a cutting bed. A cutting has to use water to aid the work of root formation.

Having stripped the cutting of most of its leaves, look at the terminal bud and see if you note any color except green. If so, it is a flower bud. Pinch this off. Why? Because when the cutting is put into a moist sand bed the work of forming roots begins. If, by any chance, this little Geranium cutting has a flower bud, it will go straight ahead, develop blossoms and slack on its job of root making.

Now having crippled the cuttings as far as their natural desires go, let us consider what sort of bed they should go in. If we use a flat, put some broken crock or coal ashes in the bottom for drainage and fill the flat with builders' sand, or "sharp sand" as it is called. Moisten this thoroughly. One might say the secret of this entire business lies in one word, "water"; and then more water. Now put in a cutting, using a dibber to make the hole. Lower the cutting in this hole, above the first node, firm it in place. Then press the surface sand with the dibber placed a little way from the cutting, so that the sand may be forced down into any little hollows left by the dibber. This is done because there is a tendency for the stem to rot in places where it is not in direct contact with the moist sand. If pieces of glass are inserted in the flat on all four sides, and another piece of glass put on top, one has a miniature greenhouse in which cuttings should "strike" (i.e. make roots) rapidly. Peat moss mixed with sand, half and half, may be used instead of sand alone. Home cuttings root much faster in this mixture.

You may ask how it is possible to tell when roots are formed? This is the way: take hold of one of the leaves of a little cutting, and give it a tweak, just as if you were pulling its ear. If

it presents a very decided resistance to this procedure, you may know that roots have been formed, and pretty soon you will have a sturdy, well-rooted Geranium plant which may be potted up in a soil mixture of "compost" of half garden soil and half sand. Why use this mixture? The reason lies in the fact that cuttings are baby plants started in a sand bed on baby food, largely water. One cannot shift these youngsters immediately to soil, food too rich for them. Hence, the mixture of half and half. The next repotting demands garden soil, straight. Place the young plants lower in the flower pot than they were in the cutting bed. Stems placed beneath the surface of the soil will send out roots, thus increasing the feeding area of the plant, and so stimulating growth. These simple directions cover the "how" of it.

There is another clever method for rooting cuttings, more entertaining perhaps than practical, called the Forsythe pan. This is used in place of a sand bed. The Forsythe pan consists of a pan, five, six, or eight inches, or whatever size you desire. Put broken crock or other drainage material in the bottom of the pan, next an inch of garden soil, and then fill up the pan to within a half inch of the top with sand. Before these operations are all complete, insert in the middle of the sand bed a two-inch flower pot. Plug up the hole in the bottom of the flower pot with putty; this seals up the pot which is to be filled with water. Enough water seeps out through the sides of the pot to keep the sand moist. Cuttings may be inserted all around the little central pot. This method is amusing and interesting as a novelty, but if one desires to make many cuttings, it would be hardly adequate.

The real value of cuttings as a means of propagation lies in these facts: first, it is a method easy to manipulate; second, cuttings breed true; and last but not least, the parent plant from which the cuttings came is improved from the process. If cuttings are skillfully made, the old plant comes forth rejuvenated, better in shape, and freed of its physical deformities, for in cutting back the plant one may use a little artistic ability in remodelling it.

A real home before and after

Continued from page 114

Mrs. Weisse got this work done for \$3000 less than the contractors' price.

Some of the individual items cost as follows: new gutters and leaders of copper, \$150; stoop of stone to match the foundation, \$150; iron hand railing for the porch, \$85. This railing was made by the local blacksmith from designs drawn by the architect.

The interior of the house did not require many structural changes, but the renovation needed was extensive. All the woodwork had to be scraped and painted with flat white and all the walls papered with old-fashioned chintz design papers, modern copies of Colonial motifs. Electricity had to be installed throughout, with plenty of base plugs. The cost of putting in electricity, including the fixtures, was \$500. This was rather high but it included extra wiring for connecting toaster, percolator, battery charger for the radio, laundry equipment, and electric automatic stoker for the furnace with a power meter. The power meter cut the cost of the electric stoker from \$8.00 a month to \$4.00.

There was considerable experimentation before the heating problem was solved successfully. A coal burning furnace was finally installed, with an automatic electric stoker. This arrangement, which cost about \$450 installed, puts in the coal when needed, takes out the ashes, and deposits them in an ash can. Nothing else is necessary except to fill the coal hopper once a day (in cold weather twice) and roll away the ashes. It uses a cheap grade of coal (rice and buckwheat), heats the house well and costs only \$200 a season to operate.

An automatic gas water heater in the cellar gives hot water throughout the house immediately on the turning of the tap.

The most conspicuous change in the interior of the house was the transformation of the two small parlors at the right into one beautiful large living room by the knocking down of the partition. Since neither of these rooms had a fireplace, a disappearing stone chimney, like those seen on so many New England farmhouses, was put in, at a cost of \$500. A great deal of care was given to the designing of the mantel and chimney breast, which were to be the features of the living room. The owners noticed an unusually well proportioned mantel in an inn in the Berkshires, and discovering that it had been taken from an old abandoned house in the neighborhood, they received permission to copy it, and commissioned the local carpenter in the Berkshire village to do so, his price being only \$35.

After the partition had been knocked down to make the living room, a new ceiling of commercial board was put on and calcimined. To make the three foot high panelling all around the room, canvas of the right width was pasted on, on top of which was nailed chair rail and molding, after which the whole was painted in a flat white. The chimney breast was treated in the same way, care being taken to proportion the panels to comfortably frame the portrait

and vases shown in the picture. The chair rail and molding for this room were made to order, instead of being bought from stock, as it was possible in this way to get a much more interesting design.


The floor in this room was quite a problem. The owners wished to keep the characteristic old floor of wide boards, but some of the cracks between these were a quarter of an inch wide. Various commercial seam fillers were used unsuccessfully. Finally a seam filler was discovered which was made of wood pulp which becomes so hard, after it is put in, that it can even be planed. Since it costs \$1 a pound, and \$30 worth would therefore be required for this room alone, an economy was effected by first filling the widest seams with long, narrow strips of wood-waste from the local mill, and simply using the filler for the rest of the space, which brought its cost down to \$10.

The hole where the lawn should have been was turned into a sunken garden. It had to be graded, leveled, and the sides made parallel. Enormous holes were dug in the bottom and into these were dumped the big boulders found in the excavation, thus giving the garden excellent drainage. The smaller stones were used to build the two feet of front wall which are concealed below the ground, and which are necessary, in a New England climate, to prevent a stone wall from disintegrating from frost. New flat stones had to be bought for the visible part of the wall. These were cemented together, but great care was taken not to let the cement show, since old New England walls were not cemented, and stone walls in which the cement does show are considered "suburban development" in style! Since the owners felt that they might later want to put a picket fence on top of the stone, when the wall was built, three inch agricultural pipe was inserted at intervals in the cement. This does not show, but will, if desired, serve to hold fence posts.

It has been impossible, in the shaded front yard, to make appropriate flowers grow. Hollyhocks, Foxgloves, and Roses have all failed, so the owners are planning to put in evergreens, though they, too, smack of "suburban development."

In the shaded sunken garden, they have been most successful with Weigelia, Iris, Delphinium, Columbine, Phlox, Lilies-of-the-valley, and the ubiquitous Day Lilies; also, for borders, Sweet Alyssum, and Begonia. Roses have grown on the bank at the sunny end, but have ceased to bloom when moved to the shady end. A grape arbor in the rear forms a graceful finish to the lawn and conceals the triangular-shaped vegetable garden.

The old house has in fact again become a home with a charm about it that no house fresh from the hands of carpenter and plasterer can ever rival. Standing in simple dignity behind the old trees it seems to have stepped back 200 years to find the architectural beauty of that bygone day when men built homes in which to live a lifetime.



Now

YOU CAN CHOOSE THE OIL BURNER

that fits your house and purse

EACH manufacturer of an oil burner in the past has urged the purchase of his particular burner for all types of houses—from the modest bungalow to the imposing mansion. Such a plan was unsound, for no single oil burner could fit every home.

The Caloroil Burner Corporation, pioneer manufacturers of oil heating equipment, has changed that condition. They offer you a line of oil burners, proved leaders in the type and capacity that fit your particular needs and pocketbook.

Moreover these burners are installed by heating and ventilating contractors—men who know the heating business and have reputations for reliable workmanship which they jealously guard.

If you have craved for that extra half-hour sleep on cold wintery mornings—if you desire even, healthful temperature with furnace cares eliminated—see the Caloroil line of Burners. You will find one that fits your home and purse.

Caloroil

BURNER CORPORATION

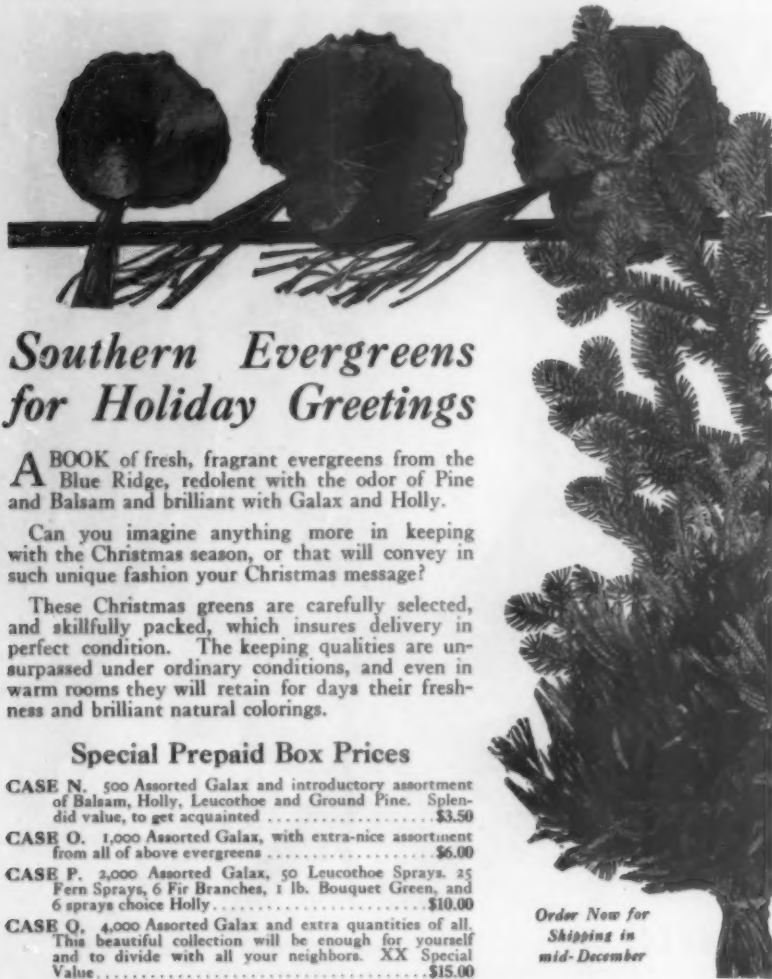
225 West 34th Street, N. Y. C. :: 260 Tremont Street, Boston

CALOROIL BURNER CORPORATION, Dept. 72
225 West 34th Street, New York City

Please send me particulars about the Caloroil line. I am interested in an oil burner for my.....State number of rooms, type of occupancy, etc.

Name.....
Address.....





Southern Evergreens for Holiday Greetings

A BOOK of fresh, fragrant evergreens from the Blue Ridge, redolent with the odor of Pine and Balsam and brilliant with Galax and Holly.

Can you imagine anything more in keeping with the Christmas season, or that will convey in such unique fashion your Christmas message?

These Christmas greens are carefully selected, and skillfully packed, which insures delivery in perfect condition. The keeping qualities are unsurpassed under ordinary conditions, and even in warm rooms they will retain for days their freshness and brilliant natural colorings.

Special Prepaid Box Prices

- CASE N. 500 Assorted Galax and introductory assortment of Balsam, Holly, Leucothoe and Ground Pine. Splendid value, to get acquainted \$3.50
- CASE O. 1,000 Assorted Galax, with extra-nice assortment from all of above evergreens \$6.00
- CASE P. 2,000 Assorted Galax, 50 Leucothoe Sprays, 25 Fern Sprays, 6 Fir Branches, 1 lb. Bouquet Green, and 6 sprays choice Holly \$10.00
- CASE Q. 4,000 Assorted Galax and extra quantities of all. This beautiful collection will be enough for yourself and to divide with all your neighbors. XX Special Value \$15.00

Order Now for
Shipping in
mid-December

E. C. ROBBINS *Gardens of the Blue Ridge* Box 7, Ashford, North Carolina



Border of Sutton's Annuals. Sutton's Intermediate Antirrhinum, seed packets, 60 cents. Sutton's Stocks, seed packets, 60 cents. Sutton's Shasta Daisy, seed packets, 35 cents.

Plant Sutton's Seeds and your garden will be

A BLAZE OF COLOR

FLOWERS grown from Sutton's Seeds have long been the glory of English gardens. Possibly because the English have made flower growing an art—but due credit must be given to the superior quality of Sutton's Seeds—seeds that have been bred and selected and bred again and again for more than a hundred years by members of this old English house. Wherever flowers are grown the name of Sutton & Sons is highly esteemed.

In America, Sutton's Seeds are quite well known. Thousands of amateur gardeners and the professional gardeners of large estates prefer Sutton's Seeds to any other strains. They know that Sutton's Seeds produce plants that are true to type, sure to grow and produce fine, sturdy plants with a

profusion of bloom. You can get equally good results from Sutton's Seeds. Try them this year.

Send for Sutton's new catalog

This catalog lists the full line of Sutton's Flower and Vegetable Seeds. It is also a complete guide to horticulture—a valuable book to keep in your garden library. It will be sent post-paid on receipt of thirty-five cents in stamps or International Money Order.

SUTTON & SONS
Dept. 1 Reading, England

Sutton's Seeds
England's Best

The well set Thanksgiving table

Continued from page 122

This is seen at its height on Thanksgiving Day which brings forth the most cherished treasures from silver, linen, and china closets and calls upon the imagination and resources of the homemaker to achieve an individual effect that shall do honor to the day, to her family, her guests, and to herself.

Starting with the most fundamental feature, which is the table itself, one may remark in passing that recent years have seen a marked return to the wider, more comfortable dining table in preference to the narrower designs such as the refectory table. The table of generous width gives scope for a more beautiful, because uncrowded, setting, and is in harmony with our best traditions of leisurely, opulent dining.

For the average family table, a cloth of two by two and a half yards is the size that is practical and adequate. This permits a service for six, widely spaced, or eight covers more closely laid. If an extra leaf is added to the table for the occasion a longer cloth will, of course, be required.

In most homes the Thanksgiving dinner cloth will be of damask, its satin surface smoothly laid over a foundation of felt. In the use of damask we have a link with the Puritan dinner table, but there for the most part the resemblance ends. The patterns and colors of damask are now so foreign to anything our forefathers visualized that they would be amazed at the evolution of this fabric. Soft lines and supple weaves give a silken, delicate quality that is infinitely more luxurious and more charming as a background for the table service than the damask of other generations. Progress in dyeing has brought us lovely flower shades, orchid, pearl gray, subtle blues, pale pinks and yellows that have revolutionized table effects. Even in the always desirable pure white, patterns have departed from the old-fashioned flower designs, though these are still available, and gracious period patterns, smart modernist effects and a number of conservatively individual patterns are offered by the great linen houses and department stores at a cost of only \$10 with a range of prices which brings good quality within the reach of the average purse that must take thought to expenditure in choosing attractive articles.

Colored damask costs more than white at present, and the hostess who is confronted with the necessity of purchasing a number of needs all at once for her table (and for this reason budgets her Thanksgiving expenses) will, if she be wise, concentrate on color in her china and flowers and let them show at full value against the beauty of a pure white damask cloth. If she be so fortunate as to own a good lace runner, she may also use this with charming effect to tone the damask to a softer grace.

Higher in the scale of prices than the least expensive damask, yet surprisingly low priced are sets of embroidered linen and of all-over lace. It is remarkable what values are to be had in these and other articles, if one will take the time really to look for

them with a definite maximum price in mind. Not always, and not at all shops, are the things one would like available at the price one can afford. But shopping miracles do happen as every woman of taste and determination may prove.

Deruta lace, made in Italy, is a new note in smart table appointments at present. It is a peasant lace of quite lovely pattern and is delightful in rooms of primitive furnishings and also in Spanish and Italian rooms. It is a perfect background for the picturesque Catalonian glassware which is so popular at the moment.

Now let us select the silver for the table. Something simple and dignified with the slim beauty of line which goes with the best designs. A great deal of the silver which bears the names of historic personages and epochs, and derives its design from some decorative motif of their times, is such a simple modification that one is hardly conscious of its being this or that style, but only of its being beautiful. This is an excellent quality for it makes the silver adaptable to a wide range of effects in decoration. Little or much silver may be used as desired, and possessed, outside of the obligatory amount of flat silver. The centerpiece may be a silver bowl of flowers or filled with fruit and wreathed with a classic garland. Salt and pepper and compotières of silver may balance and supplement the centerpiece. Candlesticks, of course, there must be, too, if dinner is served in the evening. Even if an afternoon observance, the gray, perhaps snowy weather of November gives a pleasant excuse for candles to lend cheer, and a mellow, shaded light, reflected in points of radiance on silver and crystal. Then as the perfect finish of a perfect dinner, coffee from a silver service rounds out the occasion.

For the larger pieces of solid silver, pewter may be substituted without decorative loss. Its low keyed luster has a charm all its own which is now fully recognized. And it may be afforded without doing violence to one's pocketbook or putting temptation in the way of a roaming bandit who might perchance cast a wistful eye on the family silver. Nor must the loveliness of the new plated ware be overlooked: made by the artisans who design the solid wares, it has all their beauty of line and is fitted to grace the loveliest dinner table.

Now as to china. There used to be china for every day, and also there was "the best china" brought out only for such special occasions as Thanksgiving. But to-day all of our china is "best china." Its use is entirely a matter of which kind looks best with a certain color scheme. We do not keep it shut away because of its quality unless it be an authentic heirloom. The one exception to this is in service plates which are the chief treasure of the modern china closet. However, we have discovered recently a delightful pattern which may be bought for as little as \$18. (See page 148.)

Beautifully hand decorated service plates embellished with coin gold can cost as (continued on page 167)

The well set Thanksgiving table

Continued from page 166

much as plates of sterling silver and they can perish through a slip of the hand. This latter fact is a compensation to those of us who cannot possess such rarities. After all, however, their color and striking design giving character and charm to the service of dinner are what make them so important in table decoration, and happily one may, by seeking very cleverly find these qualities in plates that can be bought for as low a price as \$2.50. But one must know just where to look. Plates with broad bands of color and delicately executed floral centers, plates with gold edges, some with classic medallion designs, some with flower wreathed borders.

The china dinner service must have all the restraint of design in which the service plates have such latitude. There is much more of it, and one cannot stand too much repetition of a strongly emphasized pattern and color. Still within these limits there is opportunity for smartness, charm, and color. This is wonderfully aided by the new vogue of color in table linens which can supplement and greatly enhance whatever is the pattern of the china. Thus china of ivory with delicate thread border of rose is lovely against a pale pink cloth with a centerpiece of roses, or against an ivory yellow cloth with a centerpiece of fruits in reds and yellows. Chintz pattern china with design of old blues, reds, and dull greens gives life and interest to a cloth of heron gray and is also lovely in white, with a fruit or chrysanthemum centerpiece. Chrysanthemums, always a favorite flower for Thanksgiving decorations, are lovely with a cloth of yellow or orchid tone and with china which uses these colors in its decoration.

Colored glass is now a very important part of table decoration since we have so much attractive imported glassware and fine domestic reproductions of Spanish and Venetian glass. In the latter the jewel shades are especially sought after and range from the pale aquamarine tints to deep ruby and sapphire tones.

The best glass is dear whether it is made in Murano or these United States. The production of clear luminous color in exact shades is a costly process of manufacture, and so we do not find the glowing ruby color or the royal sapphire blue in inexpensive glass. There we must forego

or pay the price. In fact it is difficult to find any of the new smart shades of blue as low as one can buy rose, green, and amber. Still it can be had for the same price in a charming shade known as cornflower blue, if one knows where to go for it. Attention is always called in favor of the higher priced glassware to its clarity and this distinction on close examination, it must be stated in fairness, is usually apparent. It is not so apparent, however, when the glass takes its place as one of the table appointments seen under soft lighting. Many a clever hostess, knowing this, is credited with much finer glassware than is actually the case on her table. But she deserves the credit all the more for her skill in creating such an effect.

Much angular stem glass is seen just now. The faceted design catches the light beautifully and gives a sparkle that is alluring. White modernistic glass using the setback motif in reverse arrangement is new and a smart contemporary touch, especially when ornaments or silver of the modernistic type is used.

Apart from stemware there is any amount of beautiful glass that can be used to vary the service, and, most important of all, it is most inexpensive. Compotières, flower holders of both the high and flat types, may be employed to emphasize certain color effects in an interesting way. Catalonian glass is especially useful for this purpose since its opaque quality gives it a sort of color-substance that is charming with a lace cloth of the type of the Deruta laces and also with the Italian embroidered linen sets. For even the simplest table there is much interesting glassware: glass bouillon cups, glass soup plates and salad plates, and glass cups and saucers all in clear glass or delicately colored.

All in all, just surveying the possibilities of the Thanksgiving table, we have unquestionably a great deal to be thankful for! It is quite wonderful, when you stop to think about it, that beauty in such an essential matter of daily living as dining, is now within the reach of every one at little price, and beauty at that, which is varied and personal in its expression. So important has it become to us, that it almost takes the limelight from the *piece de resistance* of the Thanksgiving occasion, that noble bird the turkey!


Home heating for health

Continued from page 139

motion. Temperature, humidity, and air in motion make up the triumvirate of guards we have available to lessen fatigue and disease and irritability through temperature control. The temperature outside as I am writing this is just above 100°; inside it is 75°. This great reduction has been accomplished by heat insulated walls, and by keeping the window shades on the sunny side of the house drawn, and windows closed to prevent the hot outside air from entering.

But even 75° is too hot to be comfortable or efficient—even though it may be a triumph of good building and common sense that it is no hotter than that inside! The third musketeer, air in motion, saves the day. Air heated to 75° but kept in motion has the cooling power of air many degrees colder.

Keep the temperature down, the humidity up, and in hot weather keep the air on the move, and your rooms will be healthful.



Gifts—Inexpensive and Unusual!



Refreshing, Healthful, Charming. These beautiful plants and trees bring life and cheer indoors. It is easy and fun to care for them. Inspiring to watch them develop. You can give them to friends, old and young, with the comforting feeling that they will be adored.

Living Christmas Trees

The Living Tree Guild champions the cause of living Christmas trees. We plead that they be not destroyed; we invite you to discover the joy and satisfaction to be found in bringing up a real tree . . . ever gaining in beauty and in value.


3 Sizes!

1. **Greeting Trees:**—A unique alternative to Christmas cards. It expresses the spirit of Christmas exactly. A charming miniature (6 to 8 inches when delivered) that will grow into a large tree. Complete in arcraft pot. **SIX TREES \$5.75; ONE DOZEN \$10.50. ONE**

HUNDRED \$75.00. (Please add 10 cents per tree for parcel post.)

2. **Table Tree:**—A shapely spruce (illustrated above) standing 12 to 15 inches in a pretty arcraft pot, can be decorated in any number of ways. **ONE TREE \$2; SIX TREES \$11.** (Please add 20 cents per tree for parcel post.)

3. **Living Christmas Tree:**—Stands 26 to 36 inches, including depth of red lacquered container. Handsome and valuable. **ONE TREE \$3.95; A PAIR OF TREES \$7.50.** (Please add 50 cents per tree for express charges east of Mississippi, \$1 west of Mississippi.)



RAINBOW PLANTS (Desert Ferns)

Fresh, glistening green plants. Rainbow Plants live forever. A rare novelty that will give you a dinner or luncheon table decoration at short notice. Four plants, as shown in the picture, make a display about 10 in. in diameter.

EACH DISPLAY—\$2.00 (consists of 4 plants neatly packed together in a special mailing carton.) **SIX DISPLAYS—\$11.00.** (Please add 20 cents per display for parcel post.)



SILVER PLANT (Dracaena sanderiana)

The clear green leaves are outlined with silver-green stripes. In a warm room, given moisture and light, its colors become brilliant.

SIX PLANTS—individually boxed and potted, ready for six friends—\$5.75 for all. ONE DOZEN \$10.00. (Please add 10 cents per plant for parcel post.)

Averages 8 to 10 inches in beauti-



PARADISE PALM (Kentia forsteriana)

The exquisite palm symbolizes ease of living, luxury. It calmly builds up fresh green and ever taller fans in a mysterious way.

artcraft pot when delivered. EACH PLANT \$2.00. SIX PLANTS \$11.00. (Please add 20 cents per plant for parcel post or express charges.)

Averages 14 to 20 inches in green



FERN PINE (Podocarpus elongatus)

This is perhaps the only outdoor tree ever developed by horticulture that is perfect for the house. It will flourish putting on fresh growth, even in a dark hallway. If you haven't any place to grow trees outdoors, grow Fern Pines indoors!

Average height 8 to 10 inches in green arcraft pot when delivered. SIX TREES—individually boxed and potted ready for six friends—\$5.75 for all. ONE DOZEN \$10.50. (Please add 10 cents per tree for postage.)

All the trees and plants offered here are covered by

GUILD LIFE INSURANCE

and any one will be replaced without cost within a year if it does not flourish.

THE LIVING TREE GUILD

Dept. 811
468 Fourth Ave., New York, N. Y.

Please send the plants as follows any time between December 5th and 20th unless I call for special date. (State the quantity you desire in the space before each plant. If you prefer, our special mailing service will send your order to your individual friends on the date specified. In that case, enclose their names and addresses and your card to go in each package.)

Check one Fully prepaid: Enclose with this order amount on price list and add postage or express charges as indicated.
 C. O. D. If you do not remit with this order shipment will be made C. O. D.

Name
Address

- Living Christmas Trees
- Guild Table Trees
- Guild Greeting Trees
- Rainbow Plants
- Silver Plants
- Paradise Palms
- Fern Pines



Four more attractive samples of shelving material which bring color to our cupboards. (Courtesy Amy Drevenstedt; photograph by Sara Parsons)

Smartness invades the kitchen cupboard

Continued from page 127

If you have the old-fashioned type of closet in your kitchen, your first consideration is to see that it is well lighted, as this eliminates a great deal of annoyance in the long run.

If, however, you can buy your kitchen cabinet and need not make the best of something you already have, your choice is legion. Certain standard manufacturers offer a variety of sizes and colors which make it an easy matter to find the right piece of furniture for your needs. These cabinets range in price from \$38 to \$90, depending, of course, on size and finish.

In one delightful kitchen, green and white were selected because of the coolness of the effect. The cabinet was a standard make which may be purchased in a variety of colors. This particular piece was green, and the shelves were covered in green and white polka-dot oilcloth, with a scalloped edge bound in green. The oilcloth in this pattern costs from \$.09 to \$.29 a yard, depending on the

width. The cereal set chosen in this instance was of a striking elongated design, rectangular in form. The ground color was white but each container had a wide band of green encircling it, near the top. It was priced at \$8.95, complete.

One little shop which specializes in kitchenette equipment shows oilcloth shelving painted in the same pattern which adorns the bread boxes, spice jars, kitchen clock, and all the necessary paraphernalia.

The double-shelved cabinet costs \$7, and is an attractive adjunct to the kitchen. The oilcloth may be had in the exact width required by your shelves at \$1.50 per yard. The sets of four canisters painted to match cost \$10, and any number of additional pieces can be obtained.

Shelves must be covered, of course, and there is a wide range of selection. If you are among the conservative souls who cling fondly to plain white paper on their closet shelves, you will want to buy the

colored edging alone. This may be waterproofed chintz or gingham, oilcloth printed or plain, or even quaintly patterned paper. You can cover your shelves with oilcloth or patterned paper and tack on an edging to match, which permits you to change edging or covering separately at any time, or you can buy them in one piece, if you prefer.

Narrow pleated ruffling of glazed chintz in double rows comes in such attractive color combinations as mauve and yellow, green and orange, etc., and hangs from two to four inches over the shelf edge. Oilcloths are charming in polka dots or diagonal stripes or in conventionalized patterns of teapots or flowers. Some are cut in scallops, others are bound in rick-rack braid. More elaborate edgings are of colored cloth.

The effect of these closet trimmings is out of all proportion to the trifling cost. Oilcloths are priced as low as \$.09 per yard. Glazed chintz ruffling runs from about \$.20 to \$1. The more

elaborate trimmings are naturally more expensive.

At only \$.10 a yard may be found material that will bring cheer to the simplest cupboard. This is really unique shelf paper which comes in quaint little sprigged and polka-dotted patterns, or in small plaids with a flower motif.

One of the newest shelf trimmings is a wooden edging, carved in several attractive patterns, some of which are almost lace-like in effect. This is to be painted in keeping with your color scheme. It is priced from \$1.50 to \$4.50 per yard, according to width. The difference in cost between this wooden trim and oilcloth or chintz edgings is atoned for by the fact that it wears almost indefinitely.

Large monograms painted in contrasting colors on sets of tin canisters are very popular. These can be bought at \$10 for a set of four, and should be used in conjunction with plain colored oilcloth, matching either ground color or monogram.

For the man who likes to build

Continued from page 157

during its winter sojourn on the brackets it is just as well to run two small screws into the bottom from the upper arm of the brackets.

Another good type of winter flower stand, very simple to make, is the staircase type. Stair-tread lumber, rounded on one edge as it comes from the mill, is stout, ornamental, and ready to make into shelves by merely cutting three or four planks of a length equal to the width of the sill. Having provided the shelves, it is only necessary to cut twelve-inch boards into lengths for the sides. These, when fastened together with cleats, will provide the step framing. The lowest shelf or step may be planned to come about a foot above the floor and the others rise above it at intervals suitable to the size of the plants to be given space, the top

one usually coming about ten inches above the window sill. Such a stand will need cross bracing of some kind. This may be taken care of by strips of one by two inch wood nailed diagonally across the back, or room side, of the stand. Four casters will make it easily movable for cleaning the floor.

A still more desirable step stand may be had by using, if available, or making, a table about thirty inches wide and its top coming to a level with the sill. The top itself will act as the first shelf of the stand and the upper two shelves may be spaced back on boards resting on the table instead of on the floor.

How would you like a simple little bay effect full of flowers and sunshine, warmed by the air of the house, when winter winds are raw outside? For

sun-loving plants such a thing is very desirable. It simply requires removing a lower sash from its usual grooves, setting it out one foot from the house on a shelf, and then framing it in place, the sides and top glassed in with inexpensive small window panes.

The shelf for this home-made bay must be stout, not less than one and a half inches thick and must rest on strong brackets. Finished strips of one by two inch lumber will be admirable for framing the sash in place. Little moldings may then be provided and nailed over the framing so as to take the side and top glass in, just the way it is put into a picture frame. Or the panes may be fitted only into the side grooves and lapped one inch, shingle fashion. Two quarter-inch holes may be bored through the upper framing pieces to allow water

to drain off the glass roof. All work should be well fitted and heavily puttied with a mixture of paint-putty, not just common whiting-and-oil putty.

By using double sashes and double glazing, the little flower bay will be made cold-proof. The glass panes may be installed on the side walls and top, both inside and outside the frame, with about one inch air space.

Both the upper and lower sashes may be removed and two storm window sashes purchased at a lumber yard to fit the opening. This will double the size of the bay. Instead of having a flat, narrow top, a glazed cellar window frame may also be obtained from a lumber yard and installed as a gently sloping roof, reaching out to the storm sashes from the house wall.



PIPING HOT Radiators

STEAM cannot fully heat a radiator until all the air has been expelled. Airid Air Valves No. 500 release this air quickly, silently, completely and automatically, and assure piping hot radiators. Replace old-style valves with Airids. For only a few dollars you can have hot radiators and more comfort this winter.

Airids fit any steam radiator and are easily attached without tools. For sale by all plumbing and heating contractors. Fully guaranteed for five years. Price \$1.35.

AIRID Air Valves for Steam Radiators

ARCO Packless Valve No. 999



Added beauty in design and mechanical improvements make the new No. 999 the most modern of radiator valves. Its packless feature gives complete protection against leaks and permanent relief from repacking. Its first cost is its last cost. Opens and closes with only one smooth turn of a handle that never gets hot. Mail coupon below for descriptive literature about Airid Air Valves and the new ARCO Packless Valve No. 999.

AMERICAN RADIATOR COMPANY

Accessories Div. Dept. AV-3311
40 West 40th Street, New York City

AMERICAN RADIATOR COMPANY
Dept. AV-3311, 40 West 40th Street
New York City.

Please send me your Free Booklet containing valuable heating suggestions.

Name _____
Address _____
City _____ State _____

New covers for old furniture

Continued from page 150

out of the waste and require no additional allowance.

Add the lengths required for seat and back, arm sections, skirt, and cushion to obtain the total number of yards. These measurements will be correct for plain, striped, or small patterned fabrics, but if the design consists of a large motif which must be centered on the seat and back and placed alike on the two arms, it will be safer to allow at least one yard extra, since there will be unavoidable waste.

In making, the slip cover is pin-fitted and cut on the furniture. First, cut a straight section A—A for the vertical front of the seat, allowing an inch and a half for seams all around, and pin to the upholstery as shown in Figure 2. Now throw the goods over the chair, drawing the lower edge B—B to the front of the seat as in Figure 3. Smooth out and pin firmly to the upholstery at points X, then pin the seat and front sections together along the dotted line C—C, following the outline of the chair seat.

Push the fabric down into the crevice between back and seat at D. Then smooth out the back section, taking care not to disturb the tuck-in, and after pinning across front and back together in a straight fold along line E—E, 1½ inches above the top of the chair, place a second row of pins along dotted line F—F following the outline of the chair back. Again pin front and back together down either side to the top of the arm, F to G, and trim off leaving 1½ inches for seaming. Then trim G to H to I, allowing a generous two inches for a tuck-in. Repeat on the opposite side.

Cut off the fabric across the back at the proper distance from the floor. Then cut the arm sections and place and pin in position. Join to the back and seat section along line G—H—I, allowing for the two inch tuck-in. Two or three tiny pleats may be necessary at G to adjust the fullness. Pin the outside edges of the arm sections to the outside back and to front section A—A respectively. Then fit and pin in the front arm sections J and J.

Put in plenty of extra pins for reinforcement, and tack all corners with thread and needle. Then remove the slip cover and stitch. If the seams are to be bound with contrasting tape, the easiest and most decorative finish, they may now be trimmed down to a scant half-inch.

All that now remains is to attach the skirt, either with a narrow heading or by seaming, and to cover the loose cushion just as a boxed sofa pillow is made, except that one of the back seams is left open and fastened with snaps.

If the chair is of the bulky type, with a thick, flat-topped back and broad arms, it may be necessary to split the back and arm-sections along the top edge and insert boxing strips as at Figure 4. On the other hand, where the arms are thin and delicate, the sections J—J may be omitted and the outside and inside edges of the arm section simply seamed together. Omit the tuck-ins G—H and H—I on chairs with open arms. If the back is not upholstered the tuck-in at D will also be unnecessary.

While for the sake of trimness the slip cover should be reasonably snug, it must not fit too tightly or it will be difficult to put on or take off. Follow accurately the main lines of the furniture, but take care not to adhere too closely to intricate curves or you may find that the cover cannot be removed! If the back of a chair is wider at the top than at the seat level, the slip will have to be opened up the outside back and fastened with snaps. In such cases the back should be cut separately, then split up the center and the edges of the opening hemmed and overlapped.

The method of covering a sofa is the same as for a chair except that more than one breadth of material may be necessary for the body of the slip. After learning to make covers for upholstered furniture, the simpler types for chair seats, tables, cabinets and draperies will prove mere child's play.

The present season offers several interesting novelties in slip coverings. One of the most practical is a new type of waterproof fabric, more pliable and less shiny than the waterproof chintzes which made their bow two or three years ago. It does not retain creases as did the early, stiff variety, and slip covers made of it can be freshened whenever necessary by merely sponging with a damp cloth; a vast improvement over leaving valuable pieces of furniture exposed to dust and grime while their summer frocks visit the laundry or indulge in an expensive vacation at the dry cleaner's. Even ink is said to have no terrors for this new finish, which it is claimed is spot-proof as well as sun-proof. At present it is obtainable only in a limited variety of weaves, including striped denims and some lighter weight cottons in Roman stripes of agreeable coloring. One may also choose from an attractive variety of small checked waterproof ginghams of fine quality, which are especially satisfactory for small chairs, or for covering the taffeta or damask draperies which get so badly creased when taken down and folded away for several months.

Thus far the new process has not been applied to chintzes, but doubtless before long we shall be able to buy flowered fabrics if we prefer, and have them proof against all the enemies—sun, dampness, grease, dust—which at intervals drive ordinary slip covers into temporary retirement. In addition to the plain, striped, and printed linens, cottons, and chintzes both glazed and unglazed, there are sunfast hand-loomed cottons in large checks with plain to match, and the delightfully picturesque and distinctive Sardinian, Indian, and Javanese prints. Patchwork designs are very much at home in Early American rooms, as are the domestic toiles done in the manner of the quaint old Toiles de Jouy, but depicting incidents of Early American history in place of the mythological or pastoral designs of the French originals. Similar in spirit is a recent importation which displays groups of figures copied from the fashion plates in the old *Godsey's Lady's Book*. The costumes (continued on page 185)



Keep Your Home Warm This Winter

IT WILL be easy for you to do so even in the most severe weather—and cut down your fuel bills besides—if the house is protected against cold drafts and wintry winds by

U-TACK Metal Weatherstrips

These wonderful new, patented weatherstrips are handsome in appearance and fit any door or window. They can be easily, quickly installed by anyone at a small fraction of the usual cost of metal weatherstripping.

\$1.25 Per Window
\$1.75 Per Door

Each set comes ready cut in proper lengths for doors and windows. Clean cut nail holes are punched clear through and special rustless, copperized nails are furnished for attaching. U-Tacks are easily fitted and installed without removing window sashes, doors or hardware. Hammer and shears are the only tools required.

Made of genuine spring bronze, U-Tack Metal Weatherstrips once installed will last a lifetime. Equip your home with them now before cold weather comes. The money U-Tacks save you on coal bills alone will soon pay for them.

Window Sets Only \$1.25
Door Sets Only . . \$1.75

U-Tack Metal Weatherstrips are fully guaranteed. Ask your hardware dealer to show them to you today or send coupon for interesting illustrated and descriptive folder.

U-Tack Metal Weatherstrip Co.
6677 Delmar Blvd. - St. Louis, Mo.

U-Tack Metal Weatherstrip Co.
6677 Delmar Blvd., St. Louis, Mo.
Please send me your illustrated folder on U-Tack. My hardware dealer's name is

Address _____
My Name _____
Street _____
City _____ State _____

SHOP WINDOWS OF MAYFAIR

BY SHIRLEY PAINE

This is your department, please feel free to use it early and often. The more things you buy through Shop Windows of Mayfair, the more things we can show here. Each article has been chosen because of value, smartness, or usefulness. Our Board of Censors is active, and everything on these pages

had to receive a unanimous vote before being shown to you. Make checks payable to Shirley Paine, care Doubleday, Doran & Company, Inc., 244 Madison Avenue, New York. Write her, enclosing check for the article you wish, and she does the rest. This service is entirely without charge.



This floor lamp is made of heavy iron hand-wrought by mountain blacksmiths and finished in green or steel gray. Shade is 18", parchment finished in wavy bands in pleasing shades of yellow, orange red, and purple. Price \$35 complete; express collect



An accurate imported calendar watch. Tells hours, minutes, and seconds like any other, but in addition gives the day of the week, date, and month. A whole information bureau for \$8.50, postpaid 100 miles N. Y.

From Italy comes this original oil and vinegar cruet with silver plated tops and stoppers. It has a certain decorative delicacy characteristic of so many European things in glassware, and besides this there is practical merit in that one has both vinegar and oil in a combined unit. Height 7", price \$18 complete; safely prepaid 100 miles N. Y.



An exotic and beautiful solid cast brass monastery bell antique finish with a most graceful wall bracket. The bell itself is quite large—5" high, wall plate 11" x 3", 8" extension. Especially priced for November and December at \$12.50 to our readers. Usually at higher tariff



This "heart-and-crown" chair is a nice reproduction of a famous New England original, solid maple either in light or dark hand rubbed finish. Hand-matted rush seat 18" deep; 22 1/2" across arms. \$28 F.O.B. New York; safe delivery guaranteed. Write Shirley Paine for three large catalogues showing dozens of other fine reproductions, and the name of the nearest dealer

This Martha Washington spread is reproduced from the famous original at Mount Vernon. The unbleached muslin background is charming with white hand tufting at \$13.50, or hand tufting in old blue, rose, yellow, green, or



It is often convenient to be able to get furniture both unfinished, and finished to your order. This sturdy piece is useful and decorative anywhere; solid maple 17" high, top 20" x 12". For November and December is being offered at agreeable prices. Unfinished with drawer as shown, \$12; without drawer \$8. In any finish to match your schemes merely add \$2.50. Ask for their fine catalogue of other items just as interesting



The reproduction of an old music rack, price, \$15, is definitely low for this quality of workmanship. The original is in the National Shrine of the Jefferson Foundation; each rack has a card attached signed by the President of the Foundation attesting its authenticity. A booklet "Treasures from Monticello" is given with each purchase, or will be mailed for 25 cents to non-purchasers

mauve at \$15—both double bed size. Twin bed size deduct \$1 in each case. These prices without fringe. White fringe, \$6.75; in colors to match tufting, \$7.25. Prices prepaid in U. S. A. Allow ten days for delivery



November Fires



test the beauty and quality of andirons. Designs that have lived for centuries deserve durable reproductions.

Edwin Jackson
Incorporated

Downtown: 50 Beekman Street, N. Y.
Uptown: 65th St., cor. Lexington Ave., N. Y.



Specialists in the design and manufacture of art objects in metal.



We have a great variety of Bronze Plaques in black frames picturing all breeds of dogs, in various poses as illustrated.

Ye IRON Shoppe
472 Boylston Street
Boston, Mass.

Please mail your Book "Wrought Iron Things," to

Name
Street
City
State

Cape Cod Snow Scene in Patchwork



Designed by Gweneith Waugh

Snowflakes flutter from the sky over the roof of a Cape Cod cottage. Winter berries in window-box and snow-covered pine trees and hedge are all cleverly executed in old-fashioned calico. Companion pillow to Cape Cod cottage in summer. Eighteen inches square. Complete pillow, \$9.50. Cushion top for wall hanging or pillow, \$7.50. The complete design in pieces ready to cut and sew with pattern and directions, \$3.50. Makes a delightful bit of pick-up work sure to provide an altogether new and completely charming Christmas gift. Fascinating catalog on request.

Make checks payable to
THE SHIP MODEL SHOP OF CAPE COD, Provincetown, Mass.

TRUMP!

LET "TRUMP" Bridge Table Covers give your bridge tables that smartly dressed appearance!

Finest quality rayon material provides a perfect playing surface, always kept smooth and free from annoying wrinkles by the elastics under the corners.

"Trump" Covers fit any bridge table; their bright, cheery colors, with contrasting borders woven in, add zest to any party; each corner is embroidered with a suit symbol; their readily washable quality keeps them fresh and sanitary; their surprisingly low cost makes them immensely popular. Colors in harmony with the decorations of your home.

Deal "Trumps" liberally as Christmas gifts; use them for prizes, and keep at least a half dozen for your own tables.

Price \$2.00 each—individually and attractively boxed.

Order Your Favorite Colors by Number

from the fourteen color combinations listed below. Mail the coupon today.

1. Sand with peach border.
2. Silver-gray with lacquer-red border.
3. Black with red border.
4. Hydrangea blue with forsythia gold border.
5. Grass-green with gold border.
6. Orchid with old gold border.
7. Old rose with wineberry border.
8. Piping Rock gray with red border.
9. Canton blue with gold border.
10. Watermelon with black border.
11. Lido Sand with navy border.
12. Golden Poppy with black border.
- 13x. Gooseberry green with terra cotta and maize border.
14. Cinnamon pink with liberty blue border.

Yomanco Production Co.,
Dept. A. H.
117 Worth St. - - New York

Enclosed find \$..... (\$2.00 each). Send me, shipping charges prepaid,..... Trump Covers. My money comes back if I'm not satisfied. (Order colors by number.)

Numbers
Name
Street Address Town State

The Perfect Weathervane

(Patent applied for)



Built to endure for years. All parts excepting ball bearings and rod are of aluminum (won't rust). They are light, sensitive and mechanically perfect. Furnished with base, screws, N & S compass points. All parts adjustable. Finished dull black. Other unusual and pleasing designs of generous sizes at \$14 to \$40 each.

An Old Fashioned Garden
16" high x 30" long
Price \$25.00
F.O.B. Norristown

No. 411 Squirrel
10" high x 28" long
\$15.00
F.O.B. Norristown



UNIQUE FOOT SCRAPERS



No. 111, Squirrel
10" high

We are the originators of Animal Scrapers. All designs are copyrighted. They are out of iron, carefully milled and finished black. All ready to attach to brick, stone or wood where they will prove to be a durable and welcome addition to any home. Other designs.



No. 100, Scotch Terrier
8 1/2" high



No. 112, Social Cat
10" high

\$6.50 per pair or \$3.50 singly. Postpaid

ROOF OR WALL ORNAMENTS



\$4.25 each or \$8.00 per pair Post-paid




These unique and original Ornaments are carefully executed out of metal 1-16 inch thick and are finished black all ready to attach to roof, wall, etc. Other designs. Send for circular of other designs, also other attractive articles and testimonials of pleased customers.

HOUSEHOLD PATENT CO.

(The House of Quality)

100 Franklin Avenue Norristown, Pa.


GIFT SUGGESTIONS



SCONCES, G538, indispensable in modern home decoration, a new and unusual design in pewter of striking beauty. Pair \$20.00, or in sets of any number. PEWTER PEN TRAY, G440, with inkwell G422 reproduced from originals in our collection. Inkwell \$7.50. Tray \$5.00.



PRESSED GLASS CANDY JARS in old design with charming pewter cover. Ideal for the guest room—an unusual gift. Cover engraving was found on pewter of a famous old London club. Jar on left F441, height 5 3/4 inches. Jar on right F442, height 6 inches. Either jar with plain cover \$3.50, with engraved cover \$4.50.



PORRINGER IN SILVER, F363, diameter 4 inches, heavy stock. The child's gift that will be cherished for a lifetime. A piece of Gebelein silver at the low price of \$15.00. Also may be had in pewter G412 \$6.50. PEWTER BON-BON BOWL, G343, diameter 5 inches \$5.00.



THE BOWL FOR EVERY USE, pewter—shaped by hand in the primitive manner. Designed like a lotus flower, admirable if only for decoration, but adaptable to no end of uses. A perfect gift. Complete nest of four bowls \$35.00. Single bowl F1600 10 inches \$15.00. F1600A 8 inches \$11.00. F1600B 6 inches \$7.00. F1600C 5 inches \$4.00.



PEWTER CANDLESTICKS, G319, height 8 3/4 inches, pair \$10.00. FRUIT BOWL, G315, diameter 9 inches \$12.00. Complete set three piece \$20.00.

GEBELEIN

Silversmiths

Boston Mass.

GEO. C. GEBELEIN

79 Chestnut St., Boston, Mass.

Kindly send catalog of pewter reproductions and specialties.

Name
Address

HOUSEWARES

Four items from "The House of Fine Housewares" that will add to the joy of living.




MARMALADE JAR and RACK
There's something most intriguing about this combination marmalade or jam jar, butter dish of English china, and toast rack, designed for tray or table use. Metal parts are silver plated, as are the spoon and butter spreader which go with the set. Imported from England. \$12.50.



LUGGAGE STAND
Holds steamer trunk or bag. Just the right height for packing. Folds into space 7" x 23" x 22". Mahogany, walnut, or ivory, each \$7.00. Lacquered any color, each \$7.50.



CANVAS LOG CARRIER
Bringing in logs or kindling wood is made much easier by this canvas log carrier. A great protection for hands and clothes. Has strong leather handles and folds flat when not in use. Size 28" x 43" in brown or gray, each \$3.00.



WILLOW WOOD BASKET
Very handy for gathering and holding wood or logs for the fireplace. Comes from France, and can be had in gray, brown, green, or natural colors. Oval, in two sizes: 24" \$7.00; 27" \$8.00. Also square, in three sizes: 18" \$7.00; 21" \$8.00; 24" \$9.50.

Hammacher, Schlemmer & Co.

57th St. ~ 145-147 East
(Near Lexington Ave.)
New York, N. Y.
Delivery Prepaid within 100 Miles—To Points Beyond, Charges Collect

SHOP WINDOWS OF MAYFAIR

Shopping Service

The decorating house specializing in this delightful hand-blocked French eighteenth century chinoiserie wallpaper direct from the walls of an old chateau, also has the loveliest genuine antiques imaginable. They do not offer anything definitely for sale in this paragraph. I invite your careful attention in this wise: if you are interested in fine things chosen by authorities, if you would like to inspect them at your leisure in a calm and unhurried atmosphere out of the hustle and push of shopping crowds, if you would like to discuss your decorating problems with any one of several charming and cultured ladies—just write me and I will send you the address in New York.



With all the green things dying out of doors it is pleasant to bring plants into the town house. Ivy if properly potted will not dry out from steam heat, and thrives with astonishingly little light or care. To meet this need I have looked for a wrought iron ivy stand or fernery. This particular one is 34" high, hand made, and holds three pots of good size. Finish either green or antique iron, and the whole unit is graceful. Price \$9. A nice catalogue of other iron plant equipment. Mention type wanted

Out of the Ordinary
Beautiful - Inexpensive
LIGHTING FIXTURES

HAND-WROUGHT of
COPPER, BRASS and PEWTER



FRENCH—ITALIAN—ENGLISH

Lighting fixtures should be the keynote of successful interiors, for frequently a room is made or marred by these important accessories.

Among the many exquisite patterns in the Industrial Arts line, you will be sure to find a most suitable type, whether its surroundings are to be informal or in period design.

All are hand-made by expert craftsmen in tin, copper, brass, or pewter and are completely electrified.

Write for illustrated booklet

INDUSTRIAL ARTS INC.
35-E NORTH BENNET ST., BOSTON, MASS.
DISPLAY ROOMS at 64 Charles St.

For
Cheerful Fireplaces



Add to the charm of an open fire a Smith Fire Screen as security against flying sparks. Our Fire Screens are made of wrought iron wire mesh, with polished, brass handles.
31" x 31" x 6" \$8.00
37" x 31" x 7" \$9.60

F. O. B. New Haven

Prices for other sizes gladly furnished.

Write for our folder
"Fireplace Guards and Fenders"



THE JOHN P. SMITH COMPANY
493-501 State St.
New Haven, Conn.

Jewel Electric Fountains


Our new catalog showing our latest designs of Jewel Electric Fountains is now ready. Jewel portable fountains do not require any water connection. Are illuminated and self-contained. Connect to any light socket. An excellent humidifier and cools the atmosphere. The color changing fountains are wonderful. Our Lily Pond outside unit fountain changes color. See the large geyser searchlight fountain. Largest makers of electric fountains in the world. Send ten cents for illustrated catalog of complete line of Jewel Electric Specialties for the home. We want reliable dealers.



Jewell Electric & Mfg. Company
Department F
4505 Ravenswood Ave. Chicago, Ill.

Protect Walls and Drapes
from Radiator Smudge


Acme (ALL STEEL)
Radiator Shields and Enclosures



Save the
Expense of
Constantly
Redecorating

Of all things that make modern homes attractive, nothing surpasses the charm of a radiator that is covered with an ACME Custom Built Enclosure or Shield designed for real heating efficiency. Equipped with Humidifier.

See Our New Models or Write "A.H.10"
W. H. JOHNSON & SON CO.
101 West 31st Street New York



This book of ideas FREE

It pictures and describes the very newest things—the ever-new parchment shades, more popular than ever; lamp bases of alluring modernness—yet ever so inexpensive; modern furniture pieces; Italian quilting, now quite the rage; quaint hooked rugs, with simplified directions; decorative panels; all sorts of other things that make homes more “homey” as well as more attractive. Ask for your Thayer & Chandler catalog for 1929—it's FREE.

In it, we also tell you about our new “Charlene” toilettries—our own exclusive creations. Here's something very new, yet prices are lower than you're accustomed to.



Popular!
3 pads
only \$1.00


Also, read about our new “beauty” pads—beauty and utility in pads for hot dishes, water pitchers, flower vases, growing plants, 3 sizes. Ready for Decoration. Designs, colors, brush, directions—all complete, only \$1.00, postpaid. Usually 75c to \$1.00 each, so our outfit (1171) offers a real saving as well as individual design and color. Send your dollar when you ask for the 1929 catalog.

THAYER & CHANDLER
Dept. L-58 913 W. Van Buren Street, Chicago

SHOP WINDOWS OF MAYFAIR

Shopping Service

A real playhouse with a real door to open and close; with curtains at the windows! Of ample size for any fête, it has the added advantage of folding up after the party to a size 24" x 57". Ready for guests it is 24" x 48" wide x 57" high. Price \$18 delivered 100 miles N. Y.



Each piece of this Colonial bedroom furniture is a careful reproduction of real grownup furniture. Complete \$13.50. Mahogany four poster, \$4.50; swell front bureau with imitation ivory knobs, \$2.50; Sheraton chair \$1; maple or mahogany washstand, \$1.25; pitcher and bowl, 35 cents; New England cradle with quilt, \$0.50; dressing table glass, \$1.25; brass warming pan, \$1.75; painted stool, 35 cents



Winthrop Reproductions of Early American Furniture



Gov. Winthrop Desk
Size 38" x 20" x 42"

The finest mahogany is used in the construction of this Governor Winthrop Desk. Serpentine front, antique brass trimmings and hand carved ball-and-claw feet are interesting details.

Price \$89.50

Sent on receipt of \$20.00 deposit, balance when desk is received, or amount in full. Safe delivery is assured.

Our Furniture is custom made and is built to outlive generations. Only the finest mahogany or maple is used in the making of Winthrop reproductions. Whenever practicable, we use the solid wood. We do, however, make parts of some pieces of five ply built-up stock, in order to insure durability and guard against warping, splitting and cracking. This process of construction has proved to be most satisfactory.

You have the assurance that any furniture selected will be as represented and that it will reach you in perfect condition.

We should be pleased to send you, on receipt of ten cents, our catalog O-118, illustrative and descriptive of our complete line.

WINTHROP FURNITURE CO.

424 PARK SQUARE BLDG.

BOSTON, MASS.

The Plymouth Pewter Company, subsidiary of Winthrop Furniture Co., has for the discriminate buyer an attractive line of pewter pieces. Write Dept. X, 424 Park Square Bldg., Boston, Mass., for a free portfolio.



No. 161
Night Candlestick
\$3.75

No. 171
Porringer
\$4.50

No. 51
Mayonnaise Set
\$5.25

No. 231
Bon Bon Dish
\$2.50

No. 221
Salt Shaker
\$3.75


**GIFTS
JANET GRAY
SAW AT
LEWIS &
CONGER**



THE Solitaire Table has a top that reverses, and owns but one leg. But what a lot you can do with this table! It fits across the arms of a chair or can be held on the lap. One side is padded soft—for cards. The other side is hard—for writing or sewing. For Christmas I'm giving one to Mother and another to Susan. They come in red, green or mahogany finish. \$7.50.



NO-Space Hat Holders are small but, gracious! aren't they handy things to have! That's why I'm giving several sets away for Christmas. They're bronzed rings that fasten to closet walls and hold hats out from the wall. Keep them from being crushed out of shape or knocked to the floor. They have a hook, too, for coat hanger or umbrella. \$1.25 for set of three.



A MOST welcome gift for a fireplace owning friend is a Canvas Wood Carrier. It's really the best ever for lugging up the logs. Does it, too, without soiling the clothes. The Carrier is made of canvas with sturdy leather handles. And when not in use, it folds flat and hangs up. \$3.00. Janet Gray

LEWIS & CONGER

© Lewis & Conger, 1928
LEWIS & CONGER
45th St. and Sixth Ave., New York City
Send me the articles checked below:
Enclosed is a check Money order
..... Send C. O. D.
..... Canvas Wood Carrier \$3.00
..... Hat Holders set \$1.25
..... Solitaire Table \$7.50 (State finish)
Name.....
Address.....
City..... State.....
GHB-1

The Magazine
ANTIQUES
SEPTEMBER 1928

Whoever Buys Antiques Reads ANTIQUES

The magazine ANTIQUES is a publication devoted to the interests of the collector and connoisseur of antiques. Each month, through its pages, some of the greatest experts in the field aid their contributions to this absorbing subject.

There are articles on American and European furniture, clocks, hardware, firearms, glass, pottery, prints, lamps, silver, pewter, rugs, samplers, tapestries, wall coverings, and the like, all profusely illustrated. Questions on antiques are intelligently answered. Hundreds of reliable dealers advertise their offerings for sale.

The oldest American publication in the field. ANTIQUES is an important part of the equipment of every collector or dealer. Whether you sell antiques or buy them, or just enjoy the study of them, you, too, will find the magazine an invaluable aid.

\$1 for 3 months' trial
50 cents a copy \$4 a year
ANTIQUES, Essex St., Boston

The Only Self-Playing Harmonica!



The Rolmonica is a real musical instrument that plays with a music roll—just like a player piano—but it is so simple that a mere child can play it perfectly.

ROLLS for the ROLMONICA are available from the latest popular hits to the old favorites. A complete list containing a large number of selections comes with each instrument.

ROLMONICA, complete with four rolls \$2.50

Extra rolls 10c each

Mail orders filled promptly

See our display of PLAYTHINGS for outdoor and indoor Games, Sport and entertainment. Toys, Games and Playthings for children of every age, as well as for the grown-ups.

Mayfair Playthings Store


741 Fifth Ave. (at 57th St.) N. Y.

SHOP WINDOWS OF MAYFAIR

Shopping Service



You may have your choice of coverings; cuttings will be mailed gladly for you to select from. Maple, walnut, or mahogany legs. 27" across arms, seat 23" deep. Covered complete with ruffle, \$42.50; where not created \$39.50. Fine for living room in darker coverings



One often needs a sturdy cigarette box built for hard knocks, which nothing can injure but which is also decorative. A well-known manufacturer of weathervanes has brought out these three boxes made of

Most mirrors of this type are rather small for practical use, but this one is usually generous being a full 18" high x 12" wide. Price \$17 in solid maple or mahogany; safe delivery guaranteed. The firm showing this mirror has been one of New York's leading decorators since 1798

cast metal. In silver gray finish they are \$3.50; hand-painted in colors they are \$4.50—postpaid east of the Mississippi. Write me for a stunning catalogue of weathervanes, doorstops, book-ends, etc.



TYNIETOY DOLL HOUSES

Replicas of real New England homes ready for dolls to move in. Sold furnished or unfurnished.

An Ideal Christmas or Birthday Gift

Furnished	Unfurnished	
Colonial Mansion, 12 Rooms with garden and running water. Wired for electricity.	\$350.00	\$250.00
A Madras House, 6 Rooms with an unusual stairway, wired for electricity.	200.00	125.00
New England Town House, 9 Rooms wired for electricity.	150.00	85.00
Waukegan House, 5 Rooms with fenced-in yard.	100.00	55.00
Village House, 4 Rooms with Arbor.	60.00	30.00
South County Farm House, 2 Rooms. Front drops & forms yard.	45.00	17.50

Shipped anywhere at prices listed. Large photographs of Doll Houses sent on request.

TYNIETOY DOLL HOUSE FURNITURE
Miniature Reproductions of Genuine Antiques Hand-Made and Hand Colored

They are all made in the same small scale after original Chippendale, Sheraton and Colonial models. The illustration shows the pieces at 1-10 the actual size. All furniture Southern Mahogany finish, metal parts of brass exquisitely fashioned. Doors and drawers open and shut. Each detail is exact. Solidly made and shipped safely packed. This set or any of the separate pieces sent anywhere on the receipt of the prices below.

FOURPOSTER BEDROOM 9 Pieces \$14.00

Fourposter Bed, with chintz hangings	\$4.75	Cradle with colored quilt	\$1.50
Swivel front Bureau	2.50	Warning Pan	1.50
Dressing Table Glass	1.00	Foot stool	.50
Sheraton Chair	1.25	Washstand	1.00
		Pitcher & Bowl	.35

Write for Free Illustrated Catalog showing 150 pieces of Tynietoy Furniture priced 15c to \$25.00.

TOY FURNITURE SHOP
Manufacturers of TYNIETOYS
44 Market Square Providence, R. I.



GARDEN FURNITURE

of the better sort. Pumpkin Stone, Lead, Terra Cotta, Marble. An illustrated catalogue sent for 10 cts.

THE ERKINS STUDIOS, 250 Lexington Ave., at 55th St., New York

The Distinctive Weathervane



One of a new series of aluminum vanes painted in natural colors.	Additional Designs
Price \$10.00 complete (Size 18" long, 17" high overall. 2 Directional Pointers, 4 Pointers—2" additional)	Cardinal \$5.00
	Kingfisher 7.50
	Two Crows 9.00
	Flying Goose 11.00
	Roofer 12.50

Sent postpaid in U.S. Mail check with order. Catalog sent on request.

The Distinctive Weathervane
215 E. Mason Ave., York, Pa.



EXQUISITE personal stationery embossed like die engraving, monogram or address, kid finish or ripple paper, club size 6 3/4 x 5 1/2. 100 folded sheets and 100 envelopes \$2; linen paper, special size, 6x8, \$3; white, gray or buff paper, black, blue or green embossing.

Monogram bridge cards, finest quality gold edge linen cards. Two decks monogrammed, pad and pencil in genuine leather case, \$4.50; same in tooled gold eraser leather case, \$6.50. Tan, blue or green case. Mention initial or surname.

Sent postpaid within a week. Enclose check or M. O. West of Miss. add 10% FOR EXTRA POSTAGE. Satisfaction guaranteed.

FIFTH AVENUE STATIONERS, Inc.
500 Fifth Avenue, Cor. 42nd St. Dept. K, New York
Visit our Showroom, N. W. Cor. 42nd St. and Fifth Avenue

Portfolio illustrated in beautiful colors showing personal embossed stationery, monogram bridge cards, and personal Xmas cards mailed free.



Childhood's Treasure Chest

A roomy and artistic toy box for all their playthings.

Special at \$7.50 Length 24" to 42"

CHILDHOOD, INC.

215 EAST 57TH ST., NEW YORK

WINNIFRED FALES HERSELF

THE one woman who has written for 10,300,000 readers, and has planned decorations for more than 50,000 homes from Maine to California.

YES, Winnifred Fales *Herself* has written a **Twelve-Lesson Course** which will teach you how to make your home ideal. It's easy to understand (and not expensive).

Also, a **\$5.00 Textbook** by Mrs. Fales and a **\$2.00 Color Scheme Finder** included FREE.

Write for Special 5-Day Trial Offer to

STUDIO of DECORATIVE CRAFTS
East Orange New Jersey

DALE fixtures are found everywhere in all types of homes wherever better quality and workmanship—combined with taste—is appreciated . . . and can be had at substantial saving by buying direct from our factory. Visit our Showrooms or

Write for Catalog No. 7

EST. **DALE** 1884

LIGHTING FIXTURE COMPANY
103 WEST 13TH ST. NEW YORK CITY



Early American Reproductions



We copy from selected originals.

The Queen Ann Table at the left is about 200 years old.

Our reproductions of this piece make excellent coffee tables. They also have many other uses.

C. R. HOOD

Makers of Early American Reproductions
31 Newbury Street Boston, Massachusetts



SHOP WINDOWS OF MAYFAIR

Shopping Service



Just picture a Thanksgiving board groaning under its precious load of goodly viands; turkey, cranberry sauce ruby red, candied sweets, mince pie, cider—and right in the center of everything this Kentucky old-time smoked ham. Weight from nine to fifteen pounds, price 55 cents per pound sent C.O.D. anywhere. Postage extra

Coal grate black cast iron, polished brass finials, \$30. Fitted with electric-coal, \$30 extra. Tool set small size, yet plenty large enough, height 21", \$17, wrought iron, solid brass finials. The mantel is a single antique English piece of statuary and Sienna marbles with inset Wedgewood plaques of lovely sea-green background; shelf length 51", \$650



CHRISTMAS GIFTS

This #1260 Mahogany and gold mirror is a very convenient size for use in the modern home. Outside measure 35 1/2 x 18 1/2", mirror plate 14 x 22", price \$25.00.

Silhouettes are attractively used with mirrors. Those shown—are

Ovals #5464 "George and Martha Washington" 4 x 4 1/2" outside measure, price \$3.75 each.

others, #5359, "Continental soldier and Colonial Dame" 5 1/2 x 6 1/2" outside measure, price \$6.75 each.

Send for S-3 Circular

FOSTER BROTHERS

Arlington, Mass., and 4 Park Square, Boston, Mass.

MANY new ideas in winter furnishings including Modernistic accessories made to suit your individual needs.

We are also prepared to give practical training to a limited number of students

For full particulars write

SAINT-GAUDENS & HYNES 24 Commerce Street New York City

MARIE SAINT-GAUDENS MARY HELEN HYNES Phone Circle 0324

Give This Old-Timey Cookie Jar for Christmas



A gift expressing real holiday cheer—an old-fashioned, hand made pottery Cookie Jar, like grandma used to have. Quaint. Useful. Real mountaineer potters make them. 8 1/2" high. In three shades.

Brown glazed \$1.25 Blue glazed 1.50 Green glazed 2.00

Extra for postage, 35c East of the Mississippi and 50c West

The TREASURE CHEST Asheville, N. C.



NEW CATALOGUE of Unfinished Furniture

showing over two hundred pieces from our large and varied stock and twenty-six interiors is a practical, helpful book. To obtain this catalogue send one dollar with your request (this dollar will be refunded on your first order of furniture). All our furniture is sold unfinished. You may paint it yourself or if you prefer we will paint or stain it "as you like it" in our own workrooms.

The Campbell Shops OF NEW YORK, INC.

216 East 41st St. New York City Near Grand Central Terminal, Vanderbilt 7226

MAHOGANY SHERATON FULL SIZE BED

The authentic beauty and sturdy grace of this Mahogany Sheraton Bed makes a perfect keynote in the decorating scheme of any bedroom. It is made also in twin size.



Richter Reproductions are executed with sensitive fidelity to the originals. They may be purchased through your Architect, Dealer or Decorator.

RICHTER FURNITURE COMPANY 514 EAST 72ND ST • NEW YORK



\$28.75 Regularly \$42.50

The Collegiate ARMCHAIR

This lovely chair will delight the discerning woman. Covered in sateen or chintz, it is ideal for the boudoir—while upholstered in velour, it is most fitting for the living room. In chintz or sateen. Stoutly constructed. Specially priced at \$28.75. Regularly \$42.50.

Barto shops are equipped to show you how pieces of various periods harmonize with suitable interiors. Our upholstering is done to your own order in our own workrooms.

Upholstered catalog AH 11 pictures many different types of fine furniture. It is free upon request.

EDWARD R. BARTO & CO.

Complete Interiors Upholstered Furniture

833 Lexington Ave., New York Between 63rd and 64th Streets

OUR TWO "GIFT SPECIALS" FOR NOVEMBER

The Smartest of Tile Tables

Large Spanish tile, 4 moulded depressions for glasses, center pocket for ashes, choice red, green, yellow, black hand painted designs, wrought iron base, \$10.00.



The only Practical Make-up Box in Existence!



Harmonize Your Gown and Make-up

Rubberized apron protects. By French artist; Stunning water lily, lady with fan, bouquet, lady with mirror designs; large mirror top; \$7.00 complete.

three new yorkers inc.

8 West 47th St. NEW-YORK BRYANT 0265



ART CRAFT WARE



*"A new mode in kitchen ware"
colorful and distinctive*

The 2 Quart Sauce Pan and Cover, as illustrated, mailed in attractive carton—
Price \$4.80 Prepaid.


Some utensils re-created from masterpieces of the metal worker's art—others modern in design and treatment, but all in the new vogue—Extreme utility combined with rare beauty.

Art Craft Ware is made from HYB-LUM, the wonderful new deep drawing chromium nickel aluminum alloy—as beautiful as polished silver, strong as steel and light as aluminum—it is non-tarnishing and resists corrosion.

Your choice of bakelite handles and knobs (all interchangeable) in a variety of colors.

Art Craft Ware makes a smart gift or bridge prize—On sale at the better gift shops, or we will supply you direct.

ART CRAFT WARE STUDIOS, Jackson, Michigan



The large variety of designs and sizes of "Buffalo" Fire Fenders and Fireplace Guards make them readily adaptable to any open fireplace.

A different gift idea...

The question of suitable and useful Christmas gifts is always a problem. A happy solution—"Buffalo" Wire Fire Fenders and Spark Guards. Distinctive in appearance, built to endure, offering perfect protection from the danger of flying sparks, these Wire Fireplace Guards will be welcomed by everyone having an open fireplace. Give something different this year—"Buffalo" Wire Fire Fenders or Spark Guards. Full information and prices on request. Send for folder No. 79-J and measurement sheet.

BUFFALO WIRE WORKS CO., Inc.

(Formerly Scheeler's Sons) Est. 1869

467 Terrace

Buffalo, N. Y.

**"Buffalo" Wire
Fire Fenders**

1734

\$700 for three rooms and bath

Continued from page 116

and I saw it would seat six or eight people. But, best of all, there was a matching bench priced at \$27.75. Mentally, I immediately cushioned it in a small patterned chintz and set it before the fireplace. At meal times, it could be placed at the table and would accommodate two or three persons. Consequently, I reduced the number of small chairs on my living-room list from four to two.

The two chairs I sought resolved themselves into one and the same model, one with a cushion of the identical chintz I used on the bench. The chair itself was a delightful little peasant type, with a rush seat. It cost \$14.89 with the cushion, and \$9.89 without, and I took one of each.

The selection of my large overstuffed chair was a very delicate matter. Inexpensive pieces of this type are apt to be clumsy and badly proportioned and can easily destroy the harmony of a whole room. I looked at some provincial chairs, covered in quilted Normandy petticoats but the prices were high. I finally discovered a wing chair of nice proportions, with straight wooden legs. It cost \$42.75 in muslin and would be covered, without charge for workmanship, in my own material. It was extremely comfortable, and I could not help visualizing it drawn up before the open fire on a cold winter night.

The couch and occasional tables were still to be found. I had an uneasy suspicion that the high cost of couches had not been sufficiently considered in relation to my other expenditures. This suspicion was strengthened when I began my search.

I was growing really dispirited when I encountered the couch of my dreams. It was a Lawson sofa, a perfect replica of a model nearly three times its price. This one cost \$79.50. I ordered it on the spot, upholstered in a yellow glazed chintz with a flower pattern in rose, mauve, and green.

When I searched for occasional tables, I encountered an embarrassment of riches. As a class, they seemed more reasonably priced than any other piece of furniture. I finally selected a low, rectangular coffee table of maple, with a fairly large surface, to accommodate cigarettes, magazines, etc. It had a graceful scalloped apron, and a well turned leg, and cost \$11.24. I then purchased another maple table, with a round top, and a rather heavy stretcher base, at \$6.95.

The rug made a fairly large dent in my budget, as rugs have a way of doing. It cost \$49.75, and was light gray in color, with a darker border, toning in well with the walls and providing a good neutral background.

My couch had been ordered in figured chintz, without extra charge for either material or workmanship. As I mentioned, there was no charge for the work on the wing chair which I had upholstered in a figured green glazed chintz, bound in yellow, but the material cost \$5. I used the same chintz for the full length curtains at the windows, making them myself with a footing but no valance. I bound them with the dainty yellow and green sprigged pattern which I had selected for cushions on the small

chair and the bench. The former was purchased with the chair, and the latter cost \$5 to have made, including material. I paid \$4 for the fringed panels of ecru net which I used as glass curtains. The chintz for the window curtains came to \$15, including the patterned binding. This made the total for the living room exactly \$316.47.

My search for living-room furniture had given me several ideas for the bedroom, so I had a good start when I commenced. There was a certain little French provincial chair with an early American feeling that was such excellent value at \$29.75 that I had determined to use it in the bedroom. It was unusually comfortable, due to the slant of the back, and the inviting quilted cushions, which I chose in a small blue and apricot patterned material. This chair gave me my color note for the bedroom. I selected two pair of apricot organdie curtains with dainty ruffled valances, to carry out the color scheme. They cost \$9.92.

I made beds the next items on my list. The bedroom was not particularly large and I have a horror of crowded interiors, so I was anxious to get small pieces. I discovered twin beds, in daybed size, with headboards of maple, and low posts at the foot. They were well proportioned and had the added virtue of costing \$97 altogether, equipped with attractively covered mattresses and good springs.

In selecting the articles of furniture to hold our clothes, I was again confronted with the problem of size. The old-fashioned closets were more than adequate, so I decided to use the shelves of mine in lieu of a bureau, equipping them with wallpaper-covered boxes which I could make when I was at leisure. For my husband, I bought a six-drawer chest of nice simple lines, in a maple finish, costing \$22.24.

While my lingerie, blouses, and so forth would do very well in closet boxes, I needed a more accessible place for my toilet articles, gloves and stockings and other small belongings. I felt that a dressing table would suit my purpose and also add to the appearance of the room. I was fortunate in discovering one of kidney shape, draped in chintz at \$33.75. It contained both drawers and shelves, disguised by its ruffled skirts.

I could have spent less on my looking glass but the result would not have been so effective, nor so cheering to my spirits. I bought a triple-paneled standing mirror, outlined by a simple and distinguished bevelled pattern for \$34.50, and proudly set it on my dressing table.

A little bench was necessary, and I found one of maple that was just the right height, and priced at only \$5.94. The sole remaining piece of furniture I required was a night table. I had seen a most practical two-tiered type, rectangular in shape, while I was looking for the living-room tables. I went back and bought it. It cost \$11.24.

My rugs were still to be found. Hooked rugs were attractive but too expensive. All-over carpeting was out of the question. A new German importation (continued on page 185)

\$700 for three rooms and bath

Continued from page 180

saved my life! It was a rough woven carpet, reminiscent of rag rugs but with a certain added chic. It came in large colorful stripes and plaids at \$2.97 per yard, and was about a yard wide. I had two runners made, one six feet, and the other nine feet, leaving very little floor space in the room uncovered by carpet or by furniture. The coloring which I selected was a plaid blend of blue and gray, with a touch of orange that toned well with the apricot curtains. This brought my total bedroom expenditures to \$259.19.

The kitchen was redeemed from a kitchenette only by virtue of one tiny window opening out on a court. There was very little needed here, outside of my kitchen utensils, a table and two chairs. The room itself was painted white, and had a green and white lineoleum on the floor, so I had no great choice in the matter of color. I bought a small green porcelain table for \$8.94, and two green Windsor chairs at \$4.19 each.

I found that the sum of \$42.68 covered my kitchen utensils very well indeed. The majority was of aluminum but I introduced a colorful note by purchasing several of the larger containers and pots in green enamel. Some of the smaller articles, such as bread knife, basting spoon, had handles of green enamel, too.

The little window was treated in an interesting fashion. I gave it a valance of green oilcloth, and made the curtain of a green and white modernistic cotton goods, piped with an oilcloth binding which can be bought by the yard. I also secured some green oilcloth for my shelves. The window treatment and the extra oilcloth amounted to about \$7, and the little kitchen is now a perfectly charming place for lunch or breakfast.

The bathroom was treated to a pretty sprigged flower curtain in blue and white, and a small chenille rug in the same coloring. I wanted organdie curtains at the window but realized their impracticality in the face of constant steam, so I bought a blue and white voile instead. My bathroom expenditures totaled \$19, and my kitchen came to \$67.

COMPLETE EXPENSE LIST

Living Room	
Large table	\$ 44.75
Bench, matching table	27.75
Rush-seated chair with cushion	14.89
Rush-seated chair without cushion	9.89
Wing chair, muslin covered	42.75
Chintz to cover wing chair	5.00
Lawson couch	79.50
Maple coffee table	11.24
Small round table	6.95
Plain rug, dark border	49.75
Net panels, fringed	4.00
Chintz for long window curtains	15.00
Material and making of bench cushion	5.00
	\$316.47
Bedroom	
Two daybeds with mattress and spring	\$ 97.00
Dressing table in chintz ..	33.75
Mirror for dressing table ..	34.50
Chest of drawers, maple finish	22.24
Normandy chair	29.75
Bench for dressing table ..	5.94
Maple two-tiered bed table ..	11.24
Two pair ruffled organdie curtains	9.92
Rugs	14.85
	\$259.19
Kitchen	
Green porcelain table	\$ 8.94
Two green Windsor chairs ..	8.38
Kitchen equipment	42.68
Curtain materials and shelf oilcloth	7.00
	\$ 67.00
Bathroom	
Checked shower-bath curtain	\$ 5.44
Chenille rug, modernistic pattern	9.49
Short blue and white voile curtains	2.97
Glasses	1.10
	\$ 19.00
Balance for lamps etc....	\$ 38.34

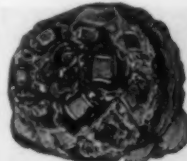
New covers for old furniture

Continued from page 175

are in soft pastel tints, and garlands of flowers connect the various groups, giving unity to the design. This chintz would be especially lovely in bedrooms, where, as there are usually only one or two pieces to be slip covers, it might also be used at the windows.

For the dainty bedroom or boudoir another appropriate material is cotton taffeta, mercerized to a silky luster, which is both cheaper and more durable for this purpose than genuine silk. The heavy upholstery satens are especially handsome and may be had in such desirable colors as jade, robin's egg blue, old rose, peach, and

heliotrope. They have the lustrous richness of satin at far less cost, and are washable and sunfast. Then, too, there are the new mohairs so unusual in color and design. These are sunfast and tubfast holding unusual designs so that all the sprightly beauty and colors of chintz or cretonne may be ours in this durable material. Many of these are especially made for use as slip covers, being unwrinkable as well as dust and moisture proof. Averaging 54 inches in width and at prices from two to three and one-half dollars per yard it will readily be seen that the expense of covering sofa or chair will be unusually low.



Darning Bouquet
For the guest room or for your own room there could be no more charmingly useful gift than this 6-in. bouquet containing 12 spools of silk hosiery, darning cotton, needles, thimble and darning. Gift tied N 385 1.90



A Personal Bookend
Everyone likes to own that which is different, to be individual. These smart bookends of heavy brass with the owner's initials are our own design. 6 in. wide M 138 7.50 pair



Child's Set
A colorful 3-piece set from Spain. The deep bowl, pitcher and 7-in. plate decorated with rich blue, red and orange on buff background, will delight children C 388 2.25



Poinsettia Christmas Wrappings
4 sheets of white tissue with red and green poinsettias, 4 gold bells and holly, 5 yards of gold crepe tape and package of seals and tags. Set N61 1.90 Gift wrappings make your gifts more fascinating. Our Greeting Card Folder offers a choice of many cheerful wrapping combinations.



Pirate Ash Tray
Remarkably well modeled in bright colors. One of the most striking pieces made this year. 8 in. high. Ash tray has a removable glass. 9.99 26



Useful Book Cover
With modernistic design in silver. Genuine pin morocco leather, moiré silk lining. Black, tan or blue. Contains a quire of fine stationery L 681 2.50 Serves two purposes



I have a Christmas Shopping Secret

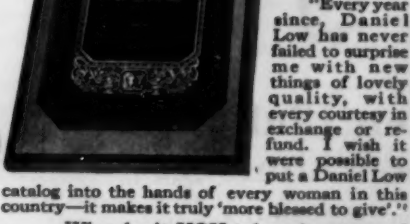
"I used to love to shop—it was such fun hunting for unusual gifts. 'She always gives such original things', said my friends.

"But a growing family took more of my time, I found it harder to go shopping. And when I did go, I came home worn out—it is so much harder to shop than it used to be. In stores, with their widely scattered gift departments, I was tired and bewildered, until finally I took anything because it was 'closing time'.

"I really came to dread Christmas, which once I so loved. Then one night at my sister's, I picked up 'Good Housekeeping'. Idly turning the pages, I saw Daniel Low's ad. 'I let Daniel Low do my Christmas shopping'. I read it through and asked Barbara: 'Did you ever hear of Daniel Low?' 'It's queer you asked that', she said, 'because just today at the office, Mr. Bartley had me send his annual Christmas order to Low's. He does it every year—just twenty minutes of looking thru the catalog for interesting things, a short letter and a check, and his whole worry of Christmas shopping is over.'

"So I sent for Daniel Low's Christmas catalog, and when it came I was surprised, a wonderful book of all that was new, unusual, interesting. Again I would be complimented for my originality and—Oh! the bliss of quiet shopping at home.

"When the things came—I was delighted—the gifts were so well packed, they looked so fresh, so different from the proxy old things I would have bought in desperation.



"When I showed John the bill, he said: 'Well, this is the first Christmas we have kept inside the budget'.

"Every year since, Daniel Low has never failed to surprise me with a few things of lovely quality, with every courtesy in exchange or refund. I wish it were possible to put a Daniel Low catalog into the hands of every woman in this country—it makes it truly 'more blessed to give'."

Why don't YOU take advantage of this woman's experience and clip the coupon below, that you too may enjoy Christmas shopping this year?

Daniel Low's Gifts for sixty years

DANIEL LOW & Co.
244 ESSEX ST., SALEM, MASS.

GENTLEMEN: Here's my address. Please send me your advance booklet of Christmas cards and the newest small gifts by return mail and your 168 page Catalog just as soon as published. (Nov. 1)

Name _____
Street _____
City _____ State _____

*****Please print name and address.*****



Futura Vase
Of fine pottery in modernistic design, in soft shades of grey, olive green and fawn C 385 2.90



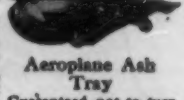
Bunny Purse
A cute little gift for a sweet little girl. A blue leather bunny 7 in. high with a small change purse. Pocket behind purse holds small handkerchiefs. N 745 1.35



Frothy Stories
For men only! Clever set of two cakes of imported soap of fine quality that he would like to use. N 396 .90



Cloisone Smoking Set
A beautiful set which will be a most acceptable gift to any home. Consists of a cigarette box, an ashtray, a match box holder and an ash tray. A delightful example of Chinese craftsmanship Z 663 4.50



Aeroplane Ash Tray
Guaranteed not to turn over, burn, or do a tailspin. A timely gift. Antique brass finish. 4 1/4 in. long Z 918 1.50



Our New Bridge Set
An exceptional value fine pin morocco leather with gold tooled decorations. Two packs of good cards, trump marker pencil, and score pad. L 749 1.75 With initials 2.90



Fruit Juice Set
A delightful new service sold only by Daniel Low & Company. A fruit decorated handled jug 5 1/2 inches tall and four hooped glasses. Cheerful for breakfast use C 493 2.50

Unique Hints for the Home Decorator

AMERICAN FURNITURE AND DECORATION COLONIAL AND FEDERAL

Edward Stratton Holloway

200 illustrations \$5.00

Furniture, like people, is charming in certain environments and not in others. It has ancestry—and really to know furniture, to know its proper environment, one must know its history and development. Mr. Holloway makes it easy to learn this "family tree" of American furniture. He treats each style by itself and in proper chronological order, pointing out the particular features composing our American styles and tracing each to its source.

THE PRACTICAL BOOK OF FURNISHING THE SMALL HOUSE AND APARTMENT

Edward Stratton Holloway

9 illustrations in Color, 198 in Doubletone and 7 Diagrams. \$7.50

Interior decoration and furnishing room by room—thoroughly covers the entire subject in one volume.

Lippincott - Philadelphia




For Garden Club Work This Winter

"I need its help in my gardening," writes a California subscriber, "to help others who ask questions and in my garden club work." You, too, will find the Gardener's Chronicle invaluable because it gives precise and authentic information, also official news of the National Association of Gardeners.

Enjoy a seven months' trial subscription. Send \$1. today. Or send \$2. for full year, plus the current issue, 13 issues in all.

GARDENERS' CHRONICLE
522-A Fifth Avenue, New York City
"The ONLY All-Gardening Magazine"



When you buy your couch be sure that the workmanship is of the best. See details below. (Courtesy Lord & Taylor)

The real value of a good chair

Continued from page 155

Second, every room should offer both large and small chairs so that different requirements will be served, in addition to producing a pleasing decorative appearance. One person will find the maximum amount of comfort in a softly cushioned reclining chair, others will find that a chair which supports the body in an upright sitting posture is more restful. These are personal preferences which should be tested and indulged.

All overstuffed chairs are built on a skeleton frame which must be strong and well proportioned. Ash, birch, and oak are the woods most often used in making the unseen portions, and the exposed woodwork, such as the legs and stretcher, are generally of walnut, mahogany, or gum. Where much carving is required, mahogany on account of its grain and softness is given the preference.

In a well-made chair the frame is thoroughly sandpapered and is put together with dowels and glue; no nails are used on the joints. In a cheap chair rough white wood is crudely nailed together, forming a weak skeleton without much reference to style, detail, or durability.

The second step is the webbing, and here again is a chance for the shoddy manufacturer to economize. Strong jute English webbing should be interlaced with a basket weave using 8-10 strips firmly nailed each way of the seat, and so close that the open spaces should be less than an inch apart. In poor construction four strips are laid across the seat one way and tacked down. If you are in doubt as to this, ask to be shown a similar chair "in the making."

Next the springs are put in place, and it is here that the greatest strain occurs. In well-made chairs spiral springs made of tempered steel and enameled to prevent rusting are placed close together upon the webbing, and firmly tied as many as eight times, and knotted with strong cord to prevent slipping. Inferior workmen tie springs less carefully and use a cheap quality of cord. The result is obvious; when the springs give way the chair is gone. A burlap cover is tacked over the springs and it is important that a new strong piece of material be used for this purpose.

Following this step the filling is introduced. To those who have seen

old chairs ripped apart, it is needless to say that many surprises are apt to be revealed. It is no exaggeration to say that floor sweepings including chips and nails have come to light on many such occasions. Louisiana or cypress moss is a favorite filling that is undesirable.

The proper filling is good South American hair which never loses its elasticity. There is a decided difference in price between these qualities and it will readily be seen what an opportunity to fool the unsuspecting customer is offered by the unreliable manufacturer, when reduced prices are the consideration. Right here is where one should insist on seeing a partially completed chair similar to the one shown you.

Over the hair is a heavy coating of cotton wadding—with a glazed back and this finishes the upholstery on the frame or body before the outside covering is applied. The luxury and comfort of the chair is greatly enhanced by the cushions. In better-made upholstered furniture these cushions are made of pure Chinese down. When greater resiliency is required a mixture of feathers may be used. These cushions can give great annoyance if not properly covered with a closely woven strong grade of muslin, as the down is likely to work itself through and the only remedy is to have the cushions recovered, entailing much trouble and useless expense. A weave of muslin having 170 threads to the square inch, with no artificial sizing to help fill the cloth is the proper quality to use.

In cheaper chairs a spring seat is employed and with the newer method of employing many small springs individually encased in muslin, there is a considerable degree of comfort attained. The springs are padded with hair or kapock and muslin covered.

Stock chairs are often finished in a temporary cover of satine or denim and sold at a price which includes the labor of covering "with your material." As there is no discount if this offer is not accepted, it is advisable when possible to immediately buy your permanent covering thus saving approximately \$25 which would be the labor charge later.

In selecting covering remember it is far wiser to use a good fabric having quality, than a more showy high finished material.

Give Five Minutes a Day

Look as young as you please!



The secret awaits you in a FREE book, sent in plain envelope upon request. Tells fully how you may regain and retain, regardless of your income, a fresh, youthful, velvety complexion available only to wealthy patrons of exclusive beauty salons.

With this simple method you replace wrinkles, crow's feet, hollows, loose, sagging skin, sluggish circulation, sallow complexion—the results of non-exercised, weak, flabby, droopy, under-skin facial muscles—with delicate roundness and the colorful, firm, skin texture of youth.

Kathryn Murray's Five-Minute-a-Day FACIAL EXERCISES

Just follow a few, easy rules at home and magnetic youthful beauty is yours. Nothing extra needed. No creams—no massage—no straps—no treatments. Just your own natural beauty and Kathryn Murray's Five-Minute-a-Day Facial Exercises.

RESULTS GUARANTEED

Send for FREE book, to-day. Read it carefully. Then start at once to regain and retain the fascinating beauty of youth.

KATHRYN MURRAY, Inc.

Suite 1152

5 S. Wabash Ave., Chicago, Ill.



Dignified. Exclusive Profession not overrun with competitors. Crowded with opportunity for money-making and big fees. \$5,000 to \$10,000 incomes attained by experts. Easy to master under our correspondence methods. Credentials awarded. We assist students and graduates in getting started and developing their business. Established 1916. Write for information; it will open your eyes. Do it to-day!

AMERICAN LANDSCAPE SCHOOL
77-GA, Newark, N. Y.

INTERIOR DECORATION

FOUR MONTHS PRACTICAL TRAINING COURSE

Period and Modernistic styles, color harmony, draperies and all fundamentals. Personal instruction by New York decorators.

RESIDENT DAY CLASSES start Feb. 4. Send for Catalog 12R

HOME STUDY COURSE starts at once. Send for Catalog 12N

NEW YORK SCHOOL OF INTERIOR DECORATION
578 Madison Ave. Est. 1916 New York

It pays to Advertise in the Classified Directory

ROUGH ON RATS
THE OLD RELIABLE
DON'T DIE IN THE HOUSE
Refuse Substitutes
Used the world over for generations
E. S. WELLS, Chemist JERSEY CITY, N. J.



GALLOWAY POTTERY

Gives the Essential Touch

SHAPELY jars of Terra Cotta strike a distinctive note of form and color used indoors or in the garden.

Vases, Classic Urns, Fonts, Bird Baths, Sun Dials, Benches and Gazing Globes are also to be had in high fired, durable Terra Cotta. Send ten cents in stamps for catalog.

GALLOWAY TERRA COTTA CO.
3214 WALNUT ST. PHILADELPHIA.

Established 1810



CURED AT CANEWOOD FARM

Hickory Smoked Delicious Flavor

Real old southern country hams cured in the Bluegrass Region of Kentucky. Delicious dry, sweet flavor not found in commercial hams. Cured according to Southern recipe for old hams in use for many years—sugar cured for six weeks, smoked over hickory fires for two months and then aged. Safe delivery and satisfaction guaranteed. Weight 9 to 15 lbs. each. Price 55c per lb. plus carriage.

CROSBY BROTHERS

Canewood Farm

Box 10 Spring Station, Ky.

STUDY LANDSCAPE ARCHITECTURE

A wonderful field for both men and women

A pleasant, dignified profession offering splendid opportunities for a career or independent income. Study at home, by correspondence, under personal guidance of one of America's foremost authorities. Designing of home grounds, estates, gardens, parks, schools and playgrounds. Personal, individual help throughout course. Intensely interesting.

Descriptive Literature Free

Send now for prospectus describing course in detail. Very few Accredited Landscape Architects in U. S. Earnings excellent, part or full time. Opportunity awaits you in this field. Act now. Write today.

National School of Landscape Design
502 Equitable Bldg.
Des Moines, Ia.

Care of our belongings

Continued from page 138

the mixture of whiting and denatured alcohol with the addition of a few drops of diluted oxalic acid solution. Sometimes candlesticks and andirons are much discolored, and for this heavier work it will be a great help to work into the cleaning mixture of soap and hot water plus oxalic about one teaspoonful of fine rottenstone to each cup of soap solution.

The new pewter is polished about as silver is, but the old and black pewter needs almost the hand of the specialist if brilliancy is expected. One may get good results by using whiting (calcium carbonate) and fine pumice, moistening the whole with oil. Fine steel wool, No. 00, and plenty of oil to prevent deep scratches, also gives good results. There is also a powder polish offered by one large firm of silver and pewter smiths.

Soot and stove blacking together with burnt-on food make enamel or agate difficult to keep spotless. They may be cleaned by putting all the pans in hot soda water. To a dishpan of hot water add soap powder or plain washing soda, about two tablespoonfuls to the quart. The grease on the pans and the soda cause a soft soap to form and so the pans are cleaned without time spent on them. As each pan is clean and like new, it is ready for a good hot rinse. The iron kettles and frying pans may be cleaned in the same way. If tin is cleaned this way, it must be left in the soda for only a few minutes, otherwise the tin will dissolve and the pan become rusty.

Intense heat causes nickel teakettles to darken and look tarnished, but if the kettle is washed with soapsuds and rubbed with whiting and water, it will remain like new. A general rule is to wipe nickel dry, clean with a non-scratch agent, and use no strong chemicals.

Whiting and steel wool make aluminum bright and good looking, but every housewife realizes that it is quickly darkened by salt, or by soda that is part of many cleaning soaps and powders. Acids of all kinds (fruit juices, tomatoes, or any diluted acid) brightens it.

Zinc is a useful metal but is chosen more for such pieces of equipment as scrub pails, heavy trays, and for tables that are to be used for heavy kitchen work. Zinc is affected by both acids and alkalies, and hence the best way to clean it is by mixing whiting and kerosene into a paste.

Porcelain is so combined with the construction of the general equipment of a house, be it in the bathroom, the laundry, or the kitchen that we think of its cleaning at the same time as that of the silver, brass, or nickel of the equipment used with it. Kerosene, whiting and soap easily remove the spots and stains.

The simplicity of these formulae for cleansing of household metals (below) will appeal to the housewife. Whiting + denatured alcohol—silver, gold
Whiting + ammonia—nickel
Whiting + soap jelly + acid—brass, copper
Whiting + rottenstone + oil—pewter
Whiting + kerosene—porcelain, zinc.

What to do with the old shingle roof

Continued from page 136

shingles, asbestos shingles (stiff, because they are made largely of Portland cement), "prepared" or slate-coated asphalt shingles, and shingles of copper, zinc, or other metal. For any of these the preparation of the old roof for the new surface is the same, and begins with splitting curled shingles to make them lie flat, nailing all loose shingles, and replacing those that are missing.

The next step is to cut away the old shingles for two inches or so from the edges of the roof, and filling the spaces so formed with 1 in. by 2 in. strips of wood to give a finish as well as to provide for solid nailing. It is also usual to lay similar strips of wood in all valleys as support for new flashings. The new roof is then laid in the usual manner.

When asphalt shingles are used for reroofing they should be of a design that will hold them flat in a heavy wind, for otherwise their flexibility may lead to trouble. For a new roof they are laid on the smooth surface of the sheathing boards, and then being in close contact the softening of the asphalt in the heat of the sun will bind them together into a solid mass. This may not occur when they are laid on the uneven surface of an old roof, with the result that they may flutter and tear as the wind works under them. To avoid this, the makers of asphalt shingles

offer them in forms intended for re-roofing, by which each interlocks with those beside it and is held down by them.

Whatever the roofing material may be, the nails should be rust proof, as will be the case when they are of copper or are heavily coated with zinc.

Similar reasoning applies to flashings, those strips of sheet metal that close the joints around chimneys and dormers, and between adjoining roof sections. For many years tin was used for this purpose, but not being rust proof, it could be kept in condition only with frequent paintings. Rust-proof metal is now so low in price that its use for flashings will add practically nothing to the cost of the roof, and will give permanent protection at no expense for maintenance.

As it is common experience that a bare wood shingle roof will not remain in good condition for more than twelve to sixteen years, and that this life may be at least doubled by applying preservative, it is only common sense to use shingles that have been so treated.

The surest treatment is to coat the shingles all over, which is done by filling a barrel with preservative of the proper color, and dipping the shingles a few at a time; after draining in a trough to save the drip they are thrown in a loose pile to dry.




Doorways that kindle the imagination

WE ASKED an architect friend to sketch for us a series of doorways which would provide appropriate background for forged iron hardware—and here are a few he created. In their interest and variety they illustrate again the charm which lies in a beautiful entrance—and the almost jewel-like quality possessed by McKinney Forged Iron Hardware in its ability to adorn any setting.

These rugged hinge straps, handle sets and other pieces of forge work do not have to be made to your special order with all the attending expense. They are displayed by the better Builders' Hardware Merchants everywhere, at remarkably reasonable prices.

Patterns are based on iron-work produced by masters of the craft many years ago. They are rich in romantic background. Out of even an ordinary doorway they create new effects which kindle the imagination. Be sure to see McKinney Forged Iron Hardware when you plan your house.



This Post-hole Knocker is reminiscent of the days when to see the visitor before opening the door was more than a formality.

McKINNEY FORGED IRON HARDWARE

Forge Division, MCKINNEY MFG. CO., Pittsburgh, Pa.

Please send me, without obligation, the items I have checked:—

- Folio on Lanterns
- Brochure on Forged Iron Hardware

Name _____
Address _____ AM 11-28

Do Not Delay

Planting some of the CHOICE QUALITY NURSERY STOCK that we are still offering.

RARE SPECIMENS in practically every hardy variety of EVERGREEN TREES—RHODODENDRONS—AZALEAS—ORNAMENTAL SHADE TREES and SHRUBS.

PEONIES—IRIS—PHLOX and HARDY GARDEN PERENNIALS. *Catalog.*

CHERRY HILL NURSERIES

(T. C. Thurlow's Sons, Inc.)

West Newbury

Massachusetts



Flowering Trees of the Orient

Japan - China

Also a complete general line of nursery stock

Illustrated Book sent free upon request

A. E. WOHLERT

923 Montgomery Ave., Narberth, Pa.

GLORIOUS ROCK GARDENS

Hardy Alpine and Perennial Seeds, from one of the largest and choicest collections in Britain, 2,000 vars., collected from the mountains and plains of the world. List carriage paid; Seeds duty free. Sample collection containing 15 distinct vars., \$1.50, 32 vars. \$2.50. Also 10 vars. of any of the following:—Ten Anemones, Aquilegias, Campanulas, Dianthus, Gentians, Hypericums, Liliums, Papavers, Primulas, Rhododendrons, Saxifrages, Veronicas, or Violas, \$1.25. Remittance by International Money Order.

Rev. J. A. Anderson, F. R. H.S.
Glen Hall Leicester, England



ROLLER CANARIES

The sweetest singers of all. Pedigreed birds skillfully trained by scientific methods to sing soft, sweet, beautiful tunes. Show birds, breeding stock and Songsters for sale. Safe delivery guaranteed.
B. Essex, Victoryway at 130th, Seattle, Wash.

SAVO AIR MOISTENER



Saves Health, Furniture, Pianos, Fuel, Paintings, Plants, etc.

Fill with water, hang on the back of any radiator out of sight. Others for all types of Hot Air Registers and Pipeless Furnaces. Ideal for Homes, Offices, Schools, Hospitals, etc. A style and size for every need. *Write for free booklet.*

ANDORRA

High Grade Stock of Ornamental Trees and Shrubs

Catalogue on Request



ANDORRA NURSERIES, Inc.
CHESTNUT HILL PHILADELPHIA

ORCHIDS

Largest growers of orchids in the United States.

Send twenty-five cents for catalogue. This amount will be refunded on your first order. Write for Special list No. 80.

LAGER & HURRELL

Orchid Growers and Importers
SUMMIT - NEW JERSEY

BOOKS by TELEGRAPH

to and from

Doubleday Doran Book Shop

in

New York Cleveland
Kansas City Springfield St. Louis

A SAVO AIR MOISTENER

will save

Your Health
Head from Aching
Piano from Warping
Furniture from Shrinking
Paintings from Fading
House Plants from Dying
Coal Bill, up to 25%

A modern garden in the Old French style

Continued from page 135

and picking garden and the tiny herb garden yet to be exposed.

A closer examination of the plan shows that those portions of the garden that are intended for rest and recreation are shut in by living green hedges while the utilitarian vegetable plots are bounded by a habitant picket fence with $\frac{3}{4}$ inch spacing, just wide enough to let in light and air, and 4 ft. high.

The rose trellis is made of habitant

lattice, also 4 ft. high, with square openings of 8 inches, a convenient size for tying in the shoots. The arch is made of cedar posts to harmonize with the fence.

Altogether, the small garden reveals a certain stateliness and dignity that is entirely in keeping with the old world flavor of the house.

The plant materials used are chosen for their proven hardiness and dependability.

PLAN INDEX

Plan No.	Shrubs	Quantity
F	Lilacs	3
G	Van Houtte Spirea	5
H	Goldenball (Forsythia intermedia)	8
I	Mockorange (Philadelphus coronarius)	5
K	Lemoine Deutzia	8
M	Tatarian Honeysuckle	4
N	Deutzia crenata	3
A	Dorothy Perkins Rose	1
B	Alida Lovett Rose	2
C	Evergreen Gem Rose	2
D	American Pillar Rose	2
C	Gardenia Rose	2

Perennials for Border

1	Hollyhocks	8
2	Delphinium	12
3	Japanese Iris	14
4	Tulips, 12 groups—10 in each group	120
5	Sweet William	12
6	Phlox Rheinlander	6
7	Polemonium reptans	6
8	Hardy Aster King of Belgians	6
9	Hardy Chrysanthemum	6
10	Dahlia-flowered Zinnia (seed sown in garden)	1 oz.
11	Veronica spicata	4
13	Monarda Cambridge Scarlet	12
14	Eupatorium coelestinum	12
15	Hemerocallis flava	15
16	Phlox Miss Lingard	6
17	Gypsophila paniculata	2
18	Forget-me-not	12
19	Carpadian Harebell	6
20	Nepeta mussini	6
21	Phlox La Vague	6
22	Phlox Firebrand	6
23	Gypsophila repens	6
24	Red Helenflower (Helenium)	8
25	White Agrostemma	3
26	Pearl Achillea	6
27	Helenflower (Helenium)	8
28	Columbine hybrids	12
29	Bleeding-heart	2
30	Plantain-lily (Funkia lanceolata)	2
31	Chrysanthemum arcticum	6

LIST OF MATERIALS & COSTS

25 ft. Lattice, for Climbing Roses	\$ 20.00
128 ft. fencing	121.00
Gate to match	8.40
6 Cedar posts 6 in. x 10 ft. for rose arch	12.00
2 Cedar Posts 4 in. x 10 ft. for girders on arch	2.00
6 Cross poles (cedar) 2 in. x 7 ft. for arch	2.00
	\$165.40
1 Seat	5.00
1 Bird Bath	8.00
	13.00
1 Bushel Grass seed	10.00
Plants	206.95
	\$395.35



Evergreen branches cut from large trees and tied about a tender plant to protect it from sun scorch in late winter. The straw overcoat is a protection for a tender shrub

Tucking away the garden for winter

Continued from page 143

cankers may be found on the larger limbs. The south and southwest sides of the tree are exposed to the heating rays of the winter sun and the tissues will often be ten degrees higher than that of the air or of the north side of the tree which lies in the shadow.

Then there is supercooling. When water is cooled slowly and is left undisturbed the temperature of the water may actually fall several degrees below 32° F. without ice forming, and remember that unless ice forms in plant tissues cold weather will not be injurious. One way to prevent supercooling is to disturb the liquid by stirring or jarring. When the temperature drops rapidly supercooling does not occur.

Assume one of these clear cold days when the temperature hovers around zero and at night drops to ten or fifteen degrees below zero. The temperature of the sun-bathed side is not zero but may be actually ten or twenty degrees higher. And then the sun goes down. Immediately the temperature of the tissues begins to fall. On the north side there is a slow fall through ten or fifteen degrees in a few hours time, but on the south side during the same period the downward slide is thirty or forty degrees. Ice forms on the south side and not on the north. A dead canker appears next year.

Obviously the control is to keep the sun away from the south side. This can be done most easily by whitewashing the trunk and the larger limbs. The whitewash will reflect the sunlight and keep the south side of the tree the same temperature as the north. Or a board leaned against the southwest side of the tree will have the same effect.

Remembering these few simple facts of winter injury the course of preventing this damage to our shrubs, trees, and perennial flowers includes: First and foremost, do not apply any protection till the ground has frozen so as to hold the temperature as constant as possible (not to prevent freezing) and particularly to hold down the temperature during the warm days of winter and early spring. Prevent fluctuation and prevent the plants' cells from springing into activity prematurely. Keep in the cold as well as keep it out.

If the mulch is applied too early it will hold the soil warm and will make a favorable place for field mice.

Forest tree leaves, like Oak, usually make an excellent covering since they do not mat. Elm, Maple, and other trees that shed their leaves early make a matted covering that is undesirable for it holds the moisture and causes the rotting of the roots and tops. A combination of straw material, evergreen boughs, and leaves makes an excellent protection.

Straw, or a cheap hay, makes a good winter protector. Straw manure is also good but be careful in this case about putting heavy protection about plants that retain their green foliage during the winter like Coral-bells, Pyrethrum, Canterbury-bells, Iris, Sweet William, and others. It will retain the moisture and rot the tops.

It is well to mulch with manure about the base of shrubs and conifers to prevent crown injury. In the case of conifers this may also obviate the danger of winter drying of the leaves. Roses of the Dwarf Polyantha, Hybrid Perpetual, and Hybrid Tea classes are best protected by drawing the soil up eight or ten inches about the base and then covering with a heavy coat of straw or some rough material. Certain tender forms like the Moss or Tea Roses (for example, Hermosa and Clothilde Soupert) should be wrapped or boxed for protection. The bush Roses or Briars seldom need protection.

Peonies do not ordinarily need protection but if it is given do not use the plants' own tops. In fact it is best to cut the stalks close to the roots; remove and burn this rubbish because several of the serious diseases of Peonies winter over on the dead leaves and stems. A light covering of straw may be needed but the usual way in Indiana is to remove the soil about the crown, cut off the stems and add a coating of fresh soil.

Lilies commonly do not need protection or if any is used a mound of coal ashes or wood ashes is best. The hardy forms like the Tiger, Elegans, Canadian, American Turkecap, Orangecup, Speciosum, and Coral need no protection.



In the modern apartment where conservation of space is an important factor, the Superior Step Stool forms two articles in one. When closed it forms a stool high enough for comfort and low enough to push under the sink or table. When drawn out it forms a convenient set of steps. These step-stools are furnished in the following enamel finishes: White, Gray, Red, Blue, Green and Yellow; also Natural Birch Varnished.

If your dealer cannot supply you, write direct to the factory

Manufactured by W. E. PUTNAM CO., Inc.

25 Union Street

Worcester, Massachusetts



Odorless and Weedless

HUMUS

is the chief nitrogenous food of plants. It binds and makes a sandy soil hold moisture. It lightens and prevents a clay soil from baking. It increases the temperature of the soil. Its use means bacteria without which no plant life is possible.

It means better flowers. Trees, Shrubs, Vegetables and Lawns.

At the price sold it has no equal as a

FERTILITY MAKER

\$5.00 for 5, 100-lb. bags
f. o. b. Stanhope, N. J.

Cultural Directions for the asking

H. B. PRINDLE

100 East 45th Street

New York

The Glen Road Iris Gardens

Wellesley Farms, Mass.
Specialize in rare and fine varieties of Bearded Iris
American and European
Send for Catalogue



The BAY STATE NURSERIES



Plant Now!

There is no better phase of home development than the pleasure afforded by creating beautiful surroundings.

Thus an adequate setting for your home can be quickly obtained by planting the appropriate trees, shrubs and flowers.

Flowering shrubs, Hedge plants, Climbing and Hybrid Roses, Deciduous Trees may be transplanted at the present time and until the ground freezes in December. In this way they acquire a much quicker start and are more vigorous next year than if set out in the spring.

The Bay State Nurseries extends a cordial invitation to everyone interested to visit their nurseries—to observe their growing things and to see the character of the stock grown.

If you haven't our new catalogue send for it. It will help you in selecting the most suitable varieties to be planted at this time.

BAY STATE NURSERIES
North Abington Mass.

KEEP YOUR BODY AT NORMAL WEIGHT

WITH THE **Tower** EXERCISER & REDUCER



EXCESS weight endangers your health. A short daily treatment with the Tower keeps your body at its normal weight, and builds health and general fitness. Scientific vibrating principle . . . quiet . . . light weight . . . beautiful Ivory and Black finish . . . guaranteed quality. Send now for interesting illustrated booklet.

TOWER MFG. CORP.
Dept. N, 122 Brookline Ave.
BOSTON, MASS.

THE CLASSIFIED DIRECTORY

Readers are offered our assistance in finding Properties, Poultry, Dogs, Livestock, and Accessories. There will be no charge for this service. Write to C. Kircher, Manager, CLASSIFIED DIRECTORY, THE AMERICAN HOME, 244 Madison Avenue, New York.


POULTRY



Dog kennel with partition. Walls of cedar. Well painted. Yellow pine floor. Price \$22.



There are Hodgson bird houses for every kind of bird. The above is for bluebirds. Price \$8.



POULTRY

HODGSON poultry-houses are scientifically ventilated. Neat in appearance, vermin-proof and weather-proof.

Those who desire the very finest in lawn and garden furnishings will be interested in Hodgson-built equipment. Hodgson trellises, arbors, etc., are artistic and durable. Made of cedar, well painted. New booklet No. X shows

- | | | | |
|---------------|--------------|----------------|------------------|
| Rose Arbors | Garden Seats | Dog Kennels | Pet Stock Houses |
| Garden Houses | Pergolas | Picket Fences | Tool Houses |
| Trellises | Bird Houses | Lattice Fences | Poultry-houses |
| Play Houses | | | Play Boats |

Write for your free copy today
E. F. HODGSON CO.

1108 Commonwealth Ave., Boston, Mass. 6 East 39th St., New York City



A delightful play house for the children. Carefully made of red cedar. Painted outside, stained inside. Absolutely weather-proof. Shipped all ready to erect.

HODGSON Houses

KILLS YOUR POULTRY CORRECTLY Quick—Sure—Humane



The new model "Sure-cut" Poultry Sticker assures you a 100% correct piercing of the Medulla Oblongata which causes instant death, permits rapid dry picking of feathers and cuts the veins to bleed birds white. No external wound. Money refunded if not absolutely satisfied in 30 days. Squabs \$4. Chickens \$5.50. Turkeys, Ducks, Geese, \$7.00.
O. C. LANDOW 1771 East 18th St., Brooklyn, N. Y.

The new model "Sure-cut" Poultry Sticker assures you a 100% correct piercing of the Medulla Oblongata which causes instant death, permits rapid dry picking of feathers and cuts the veins to bleed birds white. No external wound. Money refunded if not absolutely satisfied in 30 days. Squabs \$4. Chickens \$5.50. Turkeys, Ducks, Geese, \$7.00.
O. C. LANDOW 1771 East 18th St., Brooklyn, N. Y.

at our expense

Prove this Yourself

If "Lime Crest" 2 in 1 Calcite Crystals and Calcite Flour, used according to directions, fail to produce better poultry and eggs we'll refund cost of your trial order. Take the piece of shell and ordinary grit. For details write Dept. P-12

Limestone Products
Corp. of America, Inc.
Newton, N. J.

RING-NECK PHEASANTS

Best in this Country. Reared on free range. Live arrival guaranteed. Tested breeders and magnificent young stock. \$11.50 per pair, \$16.75 per trio. \$33.00 per pen of 5 hens and 1 cock. \$5.00 each in lots of 100 or over. Ready to ship at once. 25% deposit reserves your birds.

H. & M. G. MITCHELL
Kittery Point Maine

LIVESTOCK

REEVESHIRE HURDLE FENCE

EXCEEDINGLY durable, strong, distinctive, Reeveshire serves ideally as an enclosure for horses, cows, sheep and pigs, or as a boundary for estates. Made of tough, hand-split chestnut, in sections 8 ft. 3 in. long; stands 4 ft. high. Easily erected. Can be moved or stored. Low in cost.



We carry many other distinctive fences such as Old Fashioned Post and Rail for fox-hunting country, Early American Snake, English Wattle, etc. Write for illustrated booklets and prices.
Robert C. Reeves Co. 187 Water St., New York

POSITION WANTED

Gardener, Farmer, Superintendent

Open for engagement now or later, scientific and thorough practical knowledge. Life trained, early training, England and Scotland; experienced; all landscape work, laying out new, remodeling old places, making roads, lawns; all plantings; expert grower of all choice fruits, flowers, vegetables under glass and outside. Versed all greenhouse work; growing all farm crops; care of pure bred cattle and poultry. All other stock. Man above the average. Go anywhere; a hustler, thorough, honest, sober and obliging; economical, all transactions. Scotch, age 49.

Box 1, care of The American Home, Garden City, N. Y.

ARCHITECT



D. D. STREETER
Architect

217 Havemeyer Street, Brooklyn, N.Y.

NEW JERSEY

SOUTH JERSEY SHORE

Homes of the better kind in Chelsea, Ventnor and Margate, the residential sections of Atlantic City.

Offers

Bathing beaches, yacht clubs, four golf courses and unsurpassed train service.

DAVID E. GARDINER, Realtor

SALES and RENTALS

301-2 Schwehm Bldg. Atlantic City, N. J.
Phone Marine 930

SOUTH CAROLINA

Colonial Houses

Remodeling of old Charleston houses, with wood carvings of an early period, appeals to anyone with vision.

W. B. GADSDEN & COMPANY

Charleston South Carolina

MISCELLANEOUS

A MODERN FENCE FOR TODAY'S NEEDS

NEAT in appearance, strongly built for long service, and PORTABLE for convenience—that's "BUFFALO" Portable Fencing. Write now for Booklet No. 80-G.

BUFFALO WIRE WORKS COMPANY, Inc.
467 Terrace (Formerly Scheeler's Sons) Est. 1889 Buffalo, N. Y.

"Buffalo" Portable Fencing System



1744

GOLF SIMPLIFIED

The great golf stylist clarifies fine points of the game. Illustrated. \$1.00 at all bookstores.

BY DAVE HUNTER DOUBLEDAY, DORAN & CO., Inc.

KENNELS

DOG FOOD

Rice, oatmeal, wheat farina, canned meat, cod liver oil, macaroni and dog biscuits.

Write for price list

CHARLES H. REEVE & CO.
107 Barclay St. Phone Barclay 1810 New York City


Cairn and Scottish Terriers

Adorable puppies, particularly recommended as playmates for children. Affectionate, alert puppies in both breeds ready for delivery now. Eligible to registration and in perfect health.

MRS. N. WARREN FELLOWS

"The Ark"

P. O. Box 451 Scarsdale, New York



A Service Unexcelled to The American Home Readers—Free Companionship—Devotion

"The one absolutely unselfish friend that a man can have in this selfish world—the one that never deserts him, the one that never proves ungrateful or treacherous is his dog."

For the Past 26 Years

the Kennel Directory has been in close touch with the leading breeders of the canine world. Many years of careful observation have taught us that expert advice is essential to the novice who desires to purchase a thoroughbred dog. We therefore offer absolutely free to those of our readers who wish to buy a dog, the assistance of a department which has stood the test of more than a quarter of a century of service and through which thousands of satisfactory purchases have been made:—

Write us—we can and will gladly help you get just the kind of a dog you want.

THE KENNEL DIRECTORY % THE AMERICAN HOME

244 Madison Ave., New York City

**BUILDING PLANS
For Modern Homes**



The most comprehensive book of home plans ever published by any architect, size 8x11 inches, 224 pages, 214 different designs for colonial and two-family dwellings, cozy bungalows, cottages and other medium cost homes; contains floor plans and all dimensions, photos and approximate cost to build. You cannot afford to build until you have seen this book. It is a real help to the home builder. Postpaid. Only \$3.00. A new book, 1928 edition, 8 x 11 inches, fifty-eight new nifty designs of medium-cost English and American colonial cottages and other medium-cost homes, postpaid only \$1.00. Both books postpaid, \$3.50.

FREDERICK H. GOWING, Architect
110 Tremont Street Boston, Mass.

Latest California Homes



This 48-page portfolio reveals the romance and charm of California homes adapted from the days of Spanish occupation. Sixty photographs show the work of leading architects in Hollywood, Beverly Hills, Pasadena and Los Angeles.

Floor plans are presented for twenty-eight designs. Complete stock plans and specifications furnished. We design houses of any type. Ask your news dealer for the book or mail check or money order to-day for \$1 to

THE ROY HILTON COMPANY
407 Kress Bldg. Long Beach, Calif.

**HYPER-HUMUS
"The Soil Essential"**

**IDEAL FALL MULCH
and WINTER COVER**

Rake in 1/2 inch deep among grass crowns. Spread to 2 or 3 inches deep around Shrubs, Peonies and other Perennials. Hyper-Humus protects the plantings through the winter, and improves the soil in the spring.

DON'T TAKE A SUBSTITUTE

Ask Your Dealer or Write us Direct.
"Soil Improvement" Booklet, FREE


Hyper-Humus Co.
18 Park Place, Newton, N.J.



An Ideal Winter Cover.

151 HOUSE PLANS \$1.00

World's Record



The greatest collection of Modern American House designs ever published. Consists of Spanish, Colonial and English houses, bungalows and Twin houses costing from \$5,000 to \$80,000.

Free estimating service to each purchaser. Order now, as edition is limited. Pay postman on delivery \$1.00 plus postage.

ANDREW CHARLES BORZNER
Architect, R. A.
719 Walnut Street, Philadelphia, Pa.

The corners of your room

Continued from page 119

or triangular) as to fill in this space. Thus a teatable set in a corner with a chair behind it and a muffin stand at the side, is a hospitable arrangement and entirely unobjectionable because the corner is filled. It is the empty triangular space behind pieces of furniture that offends. The upright style of phonograph is one piece that does belong in a corner, and is one of the few pieces other than chairs that may stand diagonally. Its use really suggests that position, because the sound then carries equally to all parts of the room.

Built-in features also do away with the "hole" behind them, and commend themselves admirably to the furnishing of corners. Among these, of course, are the corner cabinets, one of the happiest survivals of Colonial days. They are ideal for the small room where space is limited. Their interiors reveal good capacity, and those with glass doors give a glint of glass, silver, old brass, pewter, quaint china, or some other prized possession that adds decorative interest. There are also built-in reading alcoves, seats with bookshelves above, contributing to both comfort and distinction.

In a small corner, one with little wall space, an arrangement to accent height is necessary, for there is no space to emphasize bulk or width, and a piece both narrow and low would look weak and would therefore offer very little decorative signif-

icance. For such a location we suggest a six foot iron stand with growing vines trailing down from the bowl at the top. A grandfather's clock is another delightful solution. Again, a tall decorative screen fits in and serves as a background for a chair and small table. As more space is available, the possibilities increase. The love seat is an ideal piece for a corner. Room for two, as the name suggests, it is often the answer to a troublesome corner and serves as a davenport as well. Kidney-shaped pieces, whether love seats, desks, or tables, are by their form particularly adapted to corner locations.

The corner also offers itself for a desk which may be placed either with the chair facing the wall, protecting one somewhat from the distractions of the room, or else facing the other way in order to enjoy what goes on.

And it is for reading that corners are indispensable, for their location sets them apart as a suitable place for study and reflection. If a bookcase about four feet six inches in height, be arranged in a corner, the top affords a convenient shelf for an interesting bit of pottery or a bowl of flowers. All it needs then for real delight is a comfortable chair and a lamp. A floor lamp does much for a corner, for it helps to make the shadows interesting, and, if it is near a window, provides a source of light from the same direction at night as by day.

When winter comes look to your blankets

Continued from page 154

When we were very young and visited on our grandfather's farm in South Dakota, we used to wonder vaguely why our beloved grandmother bought such ugly dark gray blankets. Now we know. There were no electric washing machines in Grandmother's day, and no fine, efficient soap powders and soap flakes to make washing blankets easy. Any woman who lives without the aid of electric current is quite justified in getting the most practical bed coverings possible, those that won't show soil.

Sometimes wily advertisers announce a sale of blankets of "virgin wool." Sometimes careful shoppers hesitate over a blanket purchase, asking if it is "virgin wool." They seem to think that virgin wool is some extra fine quality. Now, of course, all woolen blankets put out by reputable manufacturers are made of virgin wool, which is simply wool that has never been used before. If wool isn't virgin, then it is shoddy, that is, old materials, anything that the ragpicker and the junkman could find to take to the shoddy mill to be picked to pieces.

In woolen blankets there are three types: the thick fleecy weave, well napped, the homespun, and the summer weights, which look and feel exactly like fine white flannel. These latter are an expensive luxury not included in by the average house-

hold, as the same amount of summer comfort can be secured with an inexpensive cotton blanket. The homespun blanket is better used as a throw for hammock or couch.

Do not think that for warmth you absolutely must have wool, or even part wool. The fleecy cotton blankets that emerge from modern looms are formidable rivals of the best wool blankets, for they are so thickly woven and luxuriously napped that they not only feel like wool but they are warm like wool.

There are eight colors (light blue, French blue, pink, deep rose, orchid, jade, maize and faun) besides the practical grays and browns.



For either bed or couch this warm all wool covering comes in every color with satin binding. (Courtesy Kenwood Mills)




Kaustine Septic Tanks disintegrate sewage into a clear liquid that passes into the ground where it is readily absorbed.

**The Scientific Method of
SEWAGE
DISPOSAL
FOR
Unsewered Homes**

IN the suburbs, on the farm, a Kaustine Septic Tank gives you sewage disposal facilities as scientifically sanitary and efficient as city sewers. Underground, out of sight, these famous tanks are a permanent investment that pay for themselves over and over again in terms of health, comfort and happiness—and besides they add a permanent resale value to the properties they serve. Made of Armco Ingot Iron, a Kaustine Septic Tank will outlive the average home. Many thousands in service under widely varying conditions. Endorsed by health authorities everywhere.

**Kaustine
SYSTEMS
for Sewage Disposal**



Write for your free copy of this authoritative booklet, "Scientific Sewage Disposal". It tells you what you want to know. No obligation on your part. Use the coupon.

Kaustine Co., Inc. 29 Main St., Perry, N. Y.
Please send me the free "Scientific Sewage Disposal" booklet.

Name _____
Address _____

Look out for Sore Throat

—check it with

LISTERINE

—so powerful
against germs



To escape a cold

use Listerine this way:

You can materially lessen the risk of catching cold by rinsing the hands with Listerine before each meal, the way physicians do. The reason for this is obvious:

Listerine attacks the germs of cold on the hands, thus rendering them harmless when they enter the mouth on food which hands have carried.

Isn't this quick precaution worth taking?

AFTER one of those late-season football games when the weather is bad, up come the medical reports with their unhappy sequels.

Raw, rasping throats... head colds... chest colds... grippe... "flu".

Yet many of the less serious cases might have been prevented by the prompt use of Listerine, full strength.

Because full strength Listerine is powerful against germs. And most cold weather complaints are caused by germs.

It may interest you to know that full strength Listerine kills even the B. Typhosus (typhoid) germ in 15 seconds. There is power indeed! Yet Listerine is so safe it may be used in any body cavity.

At the first sign of throat trouble, after long exposure to bad weather, or to germ-laden crowds, gargle with Listerine full strength systematically.

Listerine immediately attacks the disease-producing bacteria in mouth and throat. Time and time again it has prevented a cold or sore throat from becoming serious. Lambert Pharmacal Company, St. Louis, Mo., U. S. A.

LISTERINE

The safe antiseptic

Have you tried the new

LISTERINE SHAVING CREAM?

Cools your skin while you shave and keeps it cool afterwards. An outstanding shaving cream in every respect.



me

t

E