

Bungalow Built-Ins / 17th Century Survivors / Foursquare Defined

OLD-HOUSE JOURNAL

SPECIAL REPORT

Roofing and Siding

Clapboards

Making the Boards Fit the Building

Metal Roofs

Do-It-Yourself Authenticity

Slate & Shingles

Buyer's Guide to Lookalikes

Also: The Wood Shingle Debate

JXNBQLB***** 5-DIGIT 94402

#NBE0040S091 4#302612 C9

KEITH WEBER M/J 97
40 SEVILLE WAY BLNN
SAN MATEO #BL05
CA 94402-2831



071486026112



© 1994 S-B Power Tool Company, 4300 W. Peterson Ave., Chicago, IL 60646

Our new sander takes care of details others haven't even thought of.



Most corner sanders just scratch the surface compared to the new Bosch B7000. For example, its motor not only delivers 1.1 amps of true orbital action but also minimizes annoying vibrations.

What's more, to meet the demands of jobs ranging from scraping to polishing there's a wide selection of optional pads. Hook-and-loop backings make them easier to change than messy adhesives. Plus, unlike the competition, pads and head points last longer thanks to the exclusive Clic™ adjustable head.



For added versatility, a pad extender accessory gets the B7000 into places other corner sanders can't touch. And for a cleaner workplace, a dust extraction port is included as standard equipment. Another thing that'll make you breathe easier is its one year warranty, 90 day satisfaction guarantee and one year service protection plan.

Be sure to get the corner sander that's cornered the market on performance, the B7000 from Bosch.



BOSCH
Power Tools

ENGINEERED FOR PERFORMANCE™



I wasn't asking for anything unusual. A pretty standard size window, actually. But most companies' idea of standard means out-of-the-mill. Then I talked to Marvin, and do you know what their answer was?

OUR STANDARD RESPONSE.



The only thing standard about a Marvin window is the number of options we give you. Virtually any size, shape or style of window is available. Along with a full range of glazing styles and exterior finishes to make it as energy-efficient and maintenance-free as you want. In short, enough flexibility to turn even a basic window into something truly one-of-a-kind.

Our colorful, 96-page catalog shows you how to get the window or door you want, exactly the way you want it. For your **free** copy, mail the coupon or call toll-free: **1-800-346-5128**. In Canada, 1-800-263-6161.

Send to: Marvin Windows, Warroad, MN 56763.

Name

Address

City State

Zip Phone ()

**MARVIN WINDOWS
ARE MADE TO ORDER.**



the standard of quality since 1860

SCHWERD'S


wood columns



No. 140 Scamozzi



No. 141 Roman Ionic



No. 142 Greek Ionic

COLUMNS
—Schwerd columns are durable. Our 120+ years of experience in manufacturing

wood columns has proven that the durability of a wood column depends upon the strength of the joint and the quality and thickness of the wood. Schwerd column construction was developed to meet each specific requirement. The wood is thoroughly seasoned Northern White Pine. The pride of craftsmanship and skilled techniques acquired by 120 years of specialized experience is applied. The resulting product is a "Schwerd Quality Column" specified by architects with complete confidence. Both standard and detail columns can be furnished from 4 in. to 50 in. in diameter and up to 35 ft. in length with matching pilasters.


If you are one of our old customers during the many



No. 150 Roman Corinthian



No. 152 Temple of Winds




No. 144 Modern Ionic

years since our beginning in 1860, you know our product; if not, send us your inquiries

and orders and join our list of satisfied customers. ■ **SEND FOR OUR FREE CATALOG** ■ Schwerd's complete aluminum bases for 8, 10, 12, 14, 16, 18, 20,

22, 24, 26, 28, and 30 in. dia. columns.

Schwerd's-Aluminum ventilated plinth and aluminum turned member base are manufactured of thick metal and are recommended for all exterior columns in the above diameters to provide a maintenance-free, seamless base which is guaranteed against deterioration for a lifetime.



A. F. SCHWERD MANUFACTURING COMPANY

telephone: 412-766-6322




3215 McClure Avenue

Pittsburgh, Pa. 15212



OLD-HOUSE JOURNAL

Volume XXII, Number 6



R O O F I N G & S I D I N G

CLASSIC CLAPBOARDS32

BY JOHN LEEKE

Making new clapboards conform to the curves of an old house, and a North Carolina craftsman's clapboard technique.

LAYING A STANDING SEAM METAL ROOF.....40

BY TOM MOATES

How to form and seam metal into a traditional roof.

SLATE & SHINGLE LOOKALIKES46

BY GORDON BOCK

A buyer's guide for historic and new products that mimic natural roofs.

WOOD SHINGLE REPORT50

BY JOSH GARSKOF

An update on the debate over wood shingles: Do they last?

BUNGALOW BUILT-INS.....52

BY LYNN ELLIOTT

Looking at the wall furniture and inglenooks of the Arts & Crafts movement.

SURVIVORS FROM THE 17TH CENTURY.....56

BY JAMES C. MASSEY & SHIRLEY MAXWELL

The country's oldest houses reflect the origins of American building traditions.

DEMONS FROM THE DEEP62

BY SUSAN WARNER SMITH

Sometimes old-house living means dealing with hazardous waste.

ON THE COVER: Craftsman Farms, Gustav Stickley's 1913 cabin in Parsippany, New Jersey, recently had its roof repaired. Roofer Mike Basile is shown installing the same type of wood-textured ceramic tiles that were used originally.

PHOTOGRAPH BY STEVE MARSEL

Departments



EDITOR'S PAGEby Gordon Bock 8
Four-Storey Stories

LETTERS10
Spot painting, reputting stained glass, a concrete mansion, and the benefits of triangular closets.

ASK OHJ16
Asked glass sources, identifying California tiles, earths explained, and getting rid of pantry moths.

READING THE OLD HOUSEby James C. Massey and Shirley Maxwell 20
Defining the Foursquare.

WHO THEY WEREby Eleanor Bailey 24
Charles Bulfinch, America's first architect.

GOOD BOOKSby Gordon Bock 28
A book of New England home tips and a historic plane reference.

RESTORER'S NOTEBOOK66
Bending metal for flashing, securing exterior hinges, and removing textile stains.

RESTORATION PRODUCTS68
An electric ice box, colored caulk, copper finial, and automatic roof treatment.

HOUSE PLANS72
Century's End Cottage, Gothic Carriage House, and Classic Farm Shed.

REMUDDLING114
Some Assembly Required

VERNACULAR HOUSESby Frank Briscoe 116
Texas Frontera Jacales

THE EMPORIUM

Catalogues, Products & Services, For Sale/Swap, Real Estate, Events

CLASSIFIEDS79
RESTORATION SERVICES90
PRODUCTS NETWORK.....94
ADVERTISERS' INDEX110

Subscription service (800) 234-3797; Back issues (\$4.95 /copy): (508) 281-8803; Advertising: (508) 283-4721. We are happy to accept editorial contributions to Old-House Journal. Query letters that include an outline of the proposed article are preferred. All manuscripts will be reviewed, and returned if unacceptable. However, we cannot be responsible for non-receipt or loss — please keep copies of all materials sent. ©Copyright 1994 by Dove-tale Publishers. All rights reserved.

PRINTED IN U.S.A.



OLD-HOUSE JOURNAL

EDITOR
Gordon H. Bock

MANAGING EDITOR
Laura Marshall

ASSISTANT EDITORS
Lynn Elliott
Josh Garskof

CONTRIBUTING EDITORS
John Leeke
Sanford, Maine

James C. Massey
and Shirley Maxwell
Strasburg, Virginia

J. Randall Cotton
Philadelphia

DESIGN DIRECTOR
Jackson Ely Mitchell

DESIGN ASSOCIATE
Inga Soderberg

PRODUCTION ASSOCIATE
Claire MacMaster

ART ASSISTANT
Kate Gatchell

PRODUCTION MANAGER
Jim LaBelle

CIRCULATION MANAGER
Ellen Higgins

CUSTOMER SERVICE
Cathie Hull, Nicole Gaspar

CIRCULATION DIRECTOR
Rosalie Bruno

NATIONAL SALES MANAGER
Becky Bernie

SALES ASSOCIATE
Sherrie Somers

SALES ASSISTANTS
Cassandra Smith
Melissa Sumner

OFFICE MANAGER
Joanne Christopher

EDITOR-IN-CHIEF
Patricia Poore

PUBLISHER
William J. O'Donnell

Old-House Journal [ISSN 0094-0178] is published bimonthly plus a special issue on Old-House Interiors in April for \$24 per year by Dove-tale Publishers, The Blackburn Tavern, 2 Main Street, Gloucester, MA 01930. Telephone (508) 283-3200. Subscriptions in Canada \$34 per year, payable in U.S. funds. Second-class postage paid at Gloucester, MA and at additional entries. POSTMASTER: Send address changes to Old-House Journal, P.O. Box 58017, Boulder, CO 80322-8017.

Printed at the Lane Press, S. Burlington, Vermont



Capstone in Moss Rose

GIVE YOUR HOME THE CAPTIVATING LOOK OF CAPSTONE.

Certain homes just seem to make a strikingly good impression. Why? Attention to detail. And we suggest your choice of shingles is a very important detail indeed.

Consider Capstone, the newest premium roofing product from Elk. Offered in two unique color blends, Capstone creates an indelible impression of deep shadows on steep roofs. And the thick, sturdy construction of this premium shingle will stand up to the elements, year after year. We're convinced

the word "timeless" applies to more than its classic looks — so much so we've given it a 30-year limited Umbrella Warranty.*

You might say the slate-like dimensionality of Capstone lends *character* to the finest homes. And what ordinary shingle can do that?

Call your local contractor for details.



* Warranties are available upon request or by writing Elk.

© 1994, Elk Corporation of Dallas. All ® are registered trademarks, and Umbrella Coverage is a trademark, of Elk Corporation of Dallas, an ELCOR company.

®
CAPSTONE


FOUR-STORY STORIES



ONE OF THE MANY THINGS I like to collect is apocryphal information about old houses. After you hear enough of these may-or-may-not-be-true accounts, they begin to fall into groups like ghost stories or dirty jokes. The same basic tales get retold over and over, except with a different time, in a different place, and for a different house.

Conspicuous roof shapes, for instance, invariably seem to get explained away with: *it was built that way to avoid a tax*. Without a doubt, old-house roofs can be distinctive, from the chisel-like shed roof of a Virginia Flounder House to the complicated forms of high-style buildings, but their roots are usually practical, not political. Since this issue's focus is Roofing & Siding, I thought I'd share a note or two about mansards and gambrels that rain a little cold water on this roof fable.


In fact, the North American origins of the mansard roof are pretty well documented.



Dutch settlers exploited the gambrel first; since the 1890s it has been a classic roof for revival styles.

Named after the 17th century French architect Francois Mansart, the inimitable two-pitch roof had been employed to add usable space to the top floor of a building for centuries. It received new attention in the 1850s when Napoleon III began redesigning Paris; shortly thereafter, it caught on big in America. A mansard roof was different, striking, and *soigné* — so fashionable following the Civil War it was tagged “the General Grant Style.” Adding a mansard was also a slick way to remodel a dowdy building, as it remains today for malls and fast food emporiums. In this light, there's little to suggest it dodged tax laws or building codes about the height of a house.

This romantic notion is the supposed genesis of the gambrel, too. “The legend goes,” offered one 1929 guide to house styles, “that this low, sweeping roof, with its dormer windows, was the ingenious means by which the Dutch Colonists evaded a heavy tax on two storey houses.” Much more likely, the broken roofline of the gambrel is yet another device to



The mansard, in 1869, was a roof of “peculiar construction” but “extremely popular since it gives a greater amount of available room.”

maximize the head-room in an attic. (British versions are even called mansards.) It is uncommon before 1750 and might be original to these shores. Flared eaves, though, are a fixture on many early houses in Quebec province. Chances are the builders of New Amsterdam adopted them to protect their masonry walls and foundations from rain splashback.

Where do these stories come from? Some probably begin with a grain of truth or half-truth, then get enlarged and polished as they are repeated. Others are seeded by popular literature like novels or advertising, then take on a life of their own.

Peter Gittleman, Manager of Interpretation for the Society for the Preservation of New England Antiquities, offers further insights. “After the 1876 Centennial people started noticing historic houses more and appreciating them as part of our heritage.” This increased interest then created a fertile ground for old-house mythology. He adds, “Though there may not be a shread of evidence to support a story, at times the notoriety it lends to an old house even helps to preserve it.”

BRINGING THE PAST INTO THE PRESENT

“LIGHT, LOVE, LIFE.”

JOHANN GOTTFRIED VON HERDER




Reflect on life's finer points with authentic lighting designs. Handcrafted and recreated to cast a fine light on



Victorian, Craftsman and Neoclassic style. Request our catalogue featuring over 200 period designs in solid brass and cast-iron.

REJUVENATION LAMP & FIXTURE CO. 1100 S.E. GRAND AVENUE PORTLAND, OREGON 97214 (503) 231-1900
Toll-free fax: 1-800-LAMPFAX

Letters



Spot Painting

Dear OHJ,
YOUR PAINTING ISSUE (JULY/AUGUST 1994) arrived just as my husband and I were preparing to begin scraping and painting our 1857 farmhouse. We are pretty familiar with the work, however we had never heard about any under-paint treatments. There are a lot of weathered clapboards and, thanks to your article, we're going to use a water-repellant preservative. That should condition the wood, and help prevent rot. Once again OHJ proves to be an invaluable resource.

I would also like to offer other restorers some advice. Rather than a major repainting every decade or so, we have found that periodic "spot" scraping, priming, and painting suffices. Our exterior paint routinely lifts off (especially on the south-facing walls). Addressing small problems as they arise means painting more often, but doing a much smaller job. It only takes a weekend or two, and it postpones the inevitable.

—ALICEN FUCHS
Macon, Ga.

Stained Glass Questions

IN YOUR ARTICLE, "A HOMEOWNER'S Guide to Stained Glass" (January/February 1994), you say not to use putties containing silicone, portland ce-

ment, excessive amounts of dryers, or more than 10 percent plaster of Paris. What do you mean by excessive amounts of dryers? Why shouldn't these materials be used? What is a good mixture for reputting?

—BRIAN CARLSON
Plantsville, Conn.

We passed your letter to Arthur J. Femenella, of Femenella & Associates in Annandale, New Jersey, a specialist who supplied technical information for the article. Here is his response:

- 1) The primary purpose of putting the lead comes of a stained glass window is for waterproofing. Adding dryers or excessive amounts of solvents accelerates the evaporation of oils from the putty. That leaves dried out putty, which is less elastic, and therefore less waterproof.
- 2) Portland cement, plaster of Paris and other similar additives result in a very hard setting putty with little elasticity, defeating the purpose of the putty. Portland cement can also corrode weak glass and paint.
- 3) An excellent mixture for a waterproofing compound is: whiting, boiled

linseed oil, and lampblack. Proportions vary. Add the oil to the whitening until the putty is of a workable consistency.

Concrete House

I WAS ESPECIALLY INTRIGUED TO read "The Case for Concrete Houses" (May/June 1994). Here is a picture of a poured concrete home in Framingham, Massachusetts. The mansion was built in 1906 as a summer home. The Boston area was plagued by fire at the turn of the century and concrete was considered an innovative, trendy building material. There is life-sized Greek goddess statuary supporting the mantel in the ballroom, and poured-in-place lion's head benches on the observation decks.

—WANDA TEEL
Sudbury, Mass.

Another Shrub Rose

I READ WITH INTEREST THE ARTICLE "Summertime Shrub Roses" in the July/August (1994) issue. However, I feel compelled to mention one that was not on your list. Our favorite old shrub
[Continued on page 12]



Rumor has it that the wife of the man who had this mansion built tested the consistency of every batch of concrete.

WELCOME TO THE House that Renovator's Built!



Over 2000 unique and hard-to-find home furnishings including traditional and contemporary lighting, plumbing fixtures, textured wallcoverings and borders, architectural accents, door hardware and more. All at the guaranteed lowest prices.



RENOVATOR'S
Manufacturer and Supplier of Quality Items for Your Home

Free Catalog 1-800-659-0203

P.O. Box 2515, Dept. 9950  Conway, NH 03818-2515

Letters

[Continued from page 10]

rose is "Madame Isaac Pereire" (1881). It is a Bourbon, and blooms profusely in deep pink, almost magenta. I highly recommend this rose.

— ROBERTA A. REED
Santa Ana, Calif.

Triangular Closets

I TRULY ENJOYED THE MARCH/APRIL (1994) issue of OHJ on Carpentry in the Round. I grew up in an octagonal house built by Orson Squire Fowler in Yellow Springs, Ohio. I would like to comment on your statement that "leftover, odd-shaped corners and triangles result as traditional rectangular rooms are inserted into the octagonal plan." Our house had four rooms on each floor, two of which were

rectangular. As you said, this resulted in triangular walk-in closets and bathrooms. However, the nooks and crannies made for exceptional storage areas (built-in cupboards), and triangular bathrooms are very efficient. There are plenty of windows and sufficient wall space for furniture. I would not call any of this a disadvantage.

— RENNEÉ E. RICHARDSON
Hopewell, N.J.

Restoration Conference

THE RESTORATION '95 EXHIBITION and conference will take place Sunday, February 26 through Tuesday, February 28, in Boston. We still are interested in receiving proposals to speak in the conference program. Speaker candidates can contact us di-

rectly either by phone (617-933-9055) or facsimile (617-933-8744). We will provide full details on the conference and how to submit proposals.


— STEVEN SCHUYLER
Show Director
RA/EGI Exhibitions
Woburn, Mass.

Vernacular Vibrations

I WAS PLEASED TO FIND THE RECENT OHJ Vernacular Houses article about French vertical log houses (May/June 1994). I am gathering information relating to the preservation and restoration of two vertical (or picket-style) cedar log structures at the Fort Military Park in Oklahoma. Originally poteaux-en-terre, they are now some-

[Continued on page 14]

A style that's never out of date



the old "tin" roof...traditional charm and beauty

The old "tin" roof never grows old in style... just in the generations of service it gives. Its charm is ageless, its popularity with architects and builders in both new and remodeling projects has remained strong.

The tin roof... it's actually terne metal manufactured by Follansbee Steel... will give your house a long-lasting and traditional charm not possible with other roofing materials. We'll be happy to send you additional information.

Painting Terne

Terne must be painted immediately after application according to specifications. The first coat is to be TerneCote I, the primer, followed by a finish coat of TerneCote II. Follansbee manufactures TerneCote and it is available in 11 standard colors. It can be purchased through your local distributor or from Follansbee Steel.

For more information, call us toll-free
800-624-6906

FOLLANSBEE

FOLLANSBEE STEEL • FOLLANSBEE, WV 26037
FAX 304-527-1269

Make your home a place of lasting beauty.

The beauty of the sun is undeniable and so are its damaging effects. Priceless rugs can fade, and expensive upholstery can be robbed of its beauty.

VISTA Window Film, professionally applied, helps protect your investments by filtering out 99% of the sun's damaging ultra-violet rays. VISTA has insulating know-how as well, providing a comfort zone where heat is contained in the winter and repelled in the summer.

The choice of many professional interior designers, VISTA casts its neutral hues throughout your home, deflecting harsh glare and creating the perfect ambiance when decorating or remodeling your home.

The next time you decorate, make sure it's because you want to, and not because you have to. Make sure you choose VISTA Window Film. And make your home a place of lasting beauty.

VISTA®



W I N D O W F I L M

Call for your free brochure:

1-800-345-6088

Or mail the coupon to:

Courtaulds Performance Films, Inc.
P.O. Box 5068, Martinsville, VA 24115

Name

Address

City State Zip

Phone ()

OHI-94



Letters


[Continued from page 12]

what poteaux-sur-sole, having had concrete floors and stem walls poured around the pickets. I would appreciate any information about this style from other readers.

— BOB REA
Oklahoma Historical Society
Fort Supply, Okla.

Cement Kudos

I'D LIKE TO EXPRESS MY APPRECIATION for the article in your May/June (1994) issue "The Case for Concrete Houses." I have sent you a photograph of Thomas Edison with a scale model of his concrete house. The Portland Cement Association is celebrating the 150th anniversary of the concrete home this year, so we were pleased



Concrete house proponent Thomas Edison with a model.

to see an article that reconstructed the last 150 years of concrete homebuilding. The association is a Skokie, Illinois-based organization of cement com-

panies in the U.S. and Canada.

— MARTHA MCINTYRE
Portland Cement Association
Skokie, Ill.

Building Brick Walks

I WISH I'D HAD YOUR ARTICLE ON herringbone brick paths ("Recreating a Brick Walk," May/June 1994) when I installed mine. In spite of several classes in garden construction techniques, I'd never heard of using stone dust as a base. I wish you had mentioned, however, using a brick saw for creating the corners. For some of us, the attempt to create a nice even corner with a brick set will result in breakage and frustration.

— PRIA GRAVES
Palo Alto, Calif.

Photography courtesy of U.S. Dept. of Interior, National Park Service, Edison Historic Site.

**Heritage
Village Colors**
ORIGINAL OIL BASE FORMULA



Peintures Pour Interieurs Et Extérieurs

ALSO AVAILABLE IN ACRYLIC LATEX
Descriptive Literature \$3.00

Heritage Village colors were selected for authentic reproduction of 18th and 19th century architecture. They are suitable for most exterior and interior surfaces, walls, woodwork, trim, furniture and decorative painting. With the harmonious colors in this collection, color schemes for your entire house can be created, limited only by your imagination. These coatings have a superior workability and depth of color that make Heritage Village Colors the benchmark of coatings in the architectural field.

This outstanding line of coatings is available through:

Primrose Distributing

*South Bend, IN
(800) 222-3092 (8:30 am to 4:30 pm EST)*


Gryphin Company

*Philadelphia, PA
(215) 247-6280*

*Dealer Inquiry
Invited*



Quality, Selection, Service



and a whole bunch of door knobs!


Since  1916

***Crown City* HARDWARE CO.**

Introducing the new 1993 Crown City Collection Catalog. Expanded to over 370 pages, containing hundreds of new restoration and decorative hardware items, our newest catalog is the most complete hardware resource available today. It's filled with all periods and all types of hardware for doors, windows, cabinets, and furniture, as well as informative sections on product usage, installation, and style. Still only \$6.50. To obtain your copy of the catalog send check to:

Crown City Hardware Co., 1047 N. Allen Ave., Dept JP94, Pasadena, CA 91104
Please allow 6-8 weeks for delivery.

Ask OHJ



Many late 19th century homes were built with curved windows. Today, replacing broken panes requires finding a glass bending shop.

West Coast Ceramics

■ *After the January earthquake here in Los Angeles, I discovered a maker's mark on the back of my brown and green fireplace hearth tiles. It says "Batchelder, Los Angeles." Do you have any information about this company?*

— TERRY KING
Los Angeles, Calif.

IT'S ONLY A SLIGHT EXAGGERATION to say that almost every house built between 1910 and 1932 in Pasadena and Southern California has Batchelder tiles, generally in the fireplace. Earnest A. Batchelder moved from his native New Hampshire to California in 1902 to take a job as an instructor at what is now Cal. Tech. He eventually founded his own technical school in Pasadena, and started a tile company, which was very successful until the Great Depression. As teacher, art theory writer, and tile maker, Batchelder

played an important role in California's Arts & Crafts movement. His tiles reflect a great interest in Japanese and Native American art. Over his career, he moved from Craftsman-style browns and blues to lighter colors and imaginative scenes. Later, Batchelder experimented with the Spanish Colonial and pre-Columbian revivals, and Art Deco.

Glassing Around

■ *A few of the curved windows in the turret on our Queen Anne are cracked and broken. I have seen some people replace their curved windows with flat or segmented sashes, but do you know of anyone who still makes curved glass?*

— RAYMOND J. RAMIREZ
Maroa, Ill.

MAKING CURVED GLASS — ALSO called bent or bowed glass — requires melting flat panes over a cylindrical form. This can be done with most types of glass, including insulated and low-e, and in any thickness. Not many glass companies are bending glass anymore. However, there are a couple we know of: California Glass Bending Corp., 320 East B. Street, Wilmington, CA 90744, (800) 223-6594; and ACME Bent Glass, 10211 Armand Lavergne, Montreal North HiH 3N7, Canada, (514) 327-5064. Send them the dimensions and the radius of the glass, or a cardboard cutout of the curve profile.

The Dirt on Earths

■ *I first learned of diatomaceous earth from a 1970s issue of OHJ. I have a light pink kidskin furniture covering marred by what appears to be motor oil, and a fellow old-house devotee suggested it could lift the spots. I have aggressively pursued this mysterious substance to find that it was stocked locally in small amounts at one time but now can only be shipped in 33- to 700-pound lots for swimming pool filters. Is diatomaceous earth the same as fuller's earth?*

What is their actual cleaning capability, and what is a reasonable source of supply?

— PATRICIA HAMMACK
Portland, Oreg.

DIATOMACEOUS EARTH IS MADE UP of the shells of diatoms — single-celled aquatic plants of the algae family. When diatoms die, their shells remain and as they collect over centuries they form diatomaceous earth.



Earnest A. Batchelder's crest.


Wood Restoration System



This rotted – and irreplaceable – woodwork...



...can be easily and permanently restored...




...sanded, nailed, stained or painted.



10" rotted bottoms of these load-bearing columns...



...were completely sawed off and replaced with...




...WoodEpoxy, which outperforms and outlasts wood.

The New Standards To Restore & Replace Wood

Specified by the U.S. Government, national restoration centers, museums, architects, contractors and other professionals, Abatron's restoration materials handle virtually any wood repair problem. Results are guaranteed by years of incredible performance and our service.


LiquidWood®

Deep penetrating wood consolidant. High-strength and strong adhesion, clear, transparent, low viscosity. Regenerates and waterproofs wood by hardening after penetrating. Can be brushed or poured on. Ideal for rotted windowsills and frames, columns, doors, furniture, sculptures structural and decorative components of any size in/outdoors.



WoodEpoxy®

The most versatile, STRUCTURAL & decorative wood substitute & no-shrink adhesive putty used in any thickness to replace, repair, extend or fill wood and other materials in structures, frames, furniture, boats, components, sculptures, in/outdoors. Can be sawed, nailed, planed, stained, painted. Often stronger than the original, unaffected by water, weather and termites. A NEW STANDARD IN WOOD RESTORATION.



Abatron's 5-can Wood Restoration Kit contains LiquidWood A and B, WoodEpoxy A and B, and Abosolv solvent. Available in pint, quart and gallon sizes.



VISA, MASTERCARD, & AMERICAN EXPRESS ACCEPTED

Call 1-800-445-1754
IN ILLINOIS 708-426-2200



ABATRON, INC.

33 Center Drive, Dept. OHJ, Gilberts, Illinois 60136

Since 1959, manufacturers of: Structural adhesives and sealants
Protective and waterproof coatings – Seamless floors – Grouts for pitted and spalled surfaces
Terrazzo systems – Expansion joints – Anchoring grouts for posts, precasts and structures
Underwater patching compounds – Resins for fiberglass and composites
Caulks – Crack injection resins

Ask OHJ

This material appears in many forms all over the world (limestone is one relatively hard example) and is used in filters, abrasives, and sometimes as an absorbent.

Fuller's earth, however, is one of the best absorbents. A kind of sedimentary clay, crushed and dried fuller's earth was originally used to remove oil and grease from wool — the "fulling" process. It was once common for medicinal poultices but is now hard to find. It is still often used for materials conservation, though, particularly for cleaning historic wallpaper. For your leather problem, try applying fuller's earth alone to the stain (many solvents harm leather). Give it time to work, remove by brushing, then reapply if necessary. A good source for both earths in 1-lb packages is Bryant Lab-

oratory Inc. (1101 Fifth Street, Berkeley, CA 94710; 415-526-3141).

Pantry Moths

■ *We have a severe case of moth infestation in our pantry. Do you know anything about these disgusting bugs or how to get rid of them?*

— KAREEN DUVERLIE
Newton, Mass.

IT SOUNDS LIKE YOU HAVE INDIAN-meal or Mediterranean flour moths. These pests infest cupboards and shelves, where their larvae eat flour, pasta, grains, and dried fruit — a life cycle separate from clothes moths, which infest wool and other animal hair. Meal and flour moths have front wings of one color and back wings of another,

while clothes moths are single colored. Throw away open food packages and store dry goods in glass jars (clamp-down lids are better than screw tops). Then remove all dishware from the cabinet or pantry, clear away pet dishes, and set a pyrethrin bomb — one of the safest insecticides available. Pyrethrin is derived from the chrysanthemum, and breaks down after a few hours, leaving no harmful residues on your foodstuffs.




GENERAL-INTEREST QUESTIONS WILL BE answered in print. The Editors can't promise to respond to all questions personally, but we try. Send your questions to: Questions Editor, Old-House Journal, 2 Main Street, Gloucester, MA 01930.

"I have used Vande Hey-Raleigh roof tiles for 6 years now. My customers think they're outstanding."

—JOHN HOULIHAN, HOULIHAN CONSTRUCTION

"The Vande Hey-Raleigh Company has a great product. The tile roofs they offer not only add to the value of the house, but do much to enhance the cosmetic look of the house. Tile roofs not only last longer than fiberglass roofs, but their deep grooved lines and thick butts of shake offer a more interesting line of architecture than a shingle roof." —J. LEPPELA CONSTRUCTION



Something Old . . .
Something New . . .
from

VANDE HEY RALEIGH ARCHITECTURAL ROOF TILE

- Custom colors and textures
- 50 year warranty
- Fireproof
- Freeze/thaw crack resistant
- No growth
- Creature/bug proof
- Complete roof system delivered (copper flashing, felt, 1x2s, nails)
- Slate-Shake-Spanish-Riviera styles

Vande Hey's Early American slate tile provided us not only with a solution to budget constraints, but their smaller size and wide color variation gave us the visual appeal of slate other manufacturers couldn't match.

Our choice was clear: Vande Hey-Raleigh tiles.

—DAVID M. RILEY, AIA; WILSON/JENKINS & ASSOCIATES

1665 BOHM DRIVE
LITTLE CHUTE, WI 54140

VANDE HEY  RALEIGH

414-766-1181
1-800-236-TILE (8453)

CONCRETE RESTORATION SYSTEM

*Our easy-to-use
products save
your time,
your money . . .
your concrete*

- **PERMANENT**
- **STRUCTURAL**
- **CHEMICAL RESISTANT**



ABOCRETE bonds broken sections, rebuilds missing parts, repairs deteriorated surfaces.



ABOWELD bonds, patches and reshapes stairs and vertical surfaces. Will not slump.



ABOCOAT coats, protects, beautifies.

Restores:

Floors • Driveways
Steps • Columns • Walls
Patios • Decks • Garages
Post anchors • Pools
Sculptures • Sidewalks
Docks • Warehouses



ABATRON, INC.

Since 1959

33 Center Drive,
Dept. OHJ
Gilberts, IL 60136

For more details call:

800 / 445-1754

In Illinois: 708/426-2200

Fax: 708/426-5966

Reading the Old House

FIGURING OUT THE FOURSQUARE

by James C. Massey and Shirley Maxwell

MY WIFE AND I RECENTLY purchased an old house and intend to turn it into a small bed & breakfast. Aside from the Bouldin family, who built the house, we are the first owners. We found one picture in a book of a Georgian Revival-style house that resembles ours very closely. What do we have here?

— LARRY AND ANN MILLER
Arbdale, N. C.

MY OLD HOUSE WAS BUILT IN THE early 1900s. Its simple square shape doesn't give me much information. What is its style?

— RAMONA UHRIG
Wheatland, Wyo.

THE FOURSQUARE, BUILT IN MANY guises during the opening years of the 20th century, is certainly a distinctive American house type. The term Foursquare is often used as if it refers to an architectural style, but, strictly speaking, it means a particular house form — just as bungalows and cabins are forms, rather than styles.



The simple square shape of Ramona Uhrig's house is its defining feature.




The large proportions and wrap-around verandah of the Miller house suggests the Colonial Revival style. However, its cube shape and unadorned exterior are indications of its true type — the Foursquare.

The two-storey, four-room-per-floor house plan without a center hall is an old and much-used idea (witness the expanded hall-and-parlor plans of earlier centuries). So what sets the early-20th-century American Foursquare apart? Look for these characteristics: two full storeys, hipped or pyramidal roofs with pronounced eaves and dormers hiding an extra half storey, large front porches, and lack of fancy exterior ornament. The overall shape is a cube, and the front door is generally located off-center. Ornament on the outside of these houses is sparse or altogether absent and, when found, usually reflects Craftsman-style influences.

Larry and Ann Miller's 1913 Foursquare is a classic — an unusually fine and large example, in fact. It is not, however, a Colonial Revival. The basic, square-ish shape of the house is given special appeal by a tall hipped roof, large front dormer, and ample verandah on three sides. However, like most Foursquares, it is lacking in fancy columns, cornices, and small-paned windows of classical 18th-century design that a Colonial Revival house might show. Even the modest porch pediment is much closer to the American Foursquare than to Colonial Revival.

Ramona Uhrig's Wyoming house confirms the national range of the Foursquare. (Is there a community from that period that doesn't have a few?) It represents the basic version, strictly limited to four rooms down-

[Continued on page 22]



The Master Touch

Artistic --- Authentic --- Affordable

For more than a century, designers and architects have enriched their projects with accent elements created by THE DECORATORS SUPPLY CORPORATION. Today we offer replicas of some fifteen thousand original designs, produced in varied materials readily installed by tradespeople or do-it-yourselfers. Whether you are involved with period restoration, remodeling or a new-building

project we can help you add the distinctive Master Touch.

For further information call (312) 847-6300
or Fax: (312) 847-6357.

Or send \$25.00 for our five-book set of copiously-illustrated catalogs, useful resources which will help you create new dimensions of beauty.

THE DECORATORS SUPPLY CORPORATION

Providing Architects and Decorators Fine Detailed Replicas of Exquisite Hand Carvings for Over a Century

3610 SOUTH MORGAN — CHICAGO, ILLINOIS 60609 — PHONE (312) 847-6300 — FAX (312) 847-6357

Reading the Old House

[Continued from page 20]

stairs and four rooms upstairs. Typically, one of the first-floor rooms was the entrance hall and stair (or it included them).

This example has a two-window facade, a rather low-lipped roof, no dormer, and a porch only on the front. Its simplicity reminds us that Foursquares can range from plain to elaborate, according to the number of windows, the height of the roof, the presence or absence of dormers, and the size of the porch.

The remaining question is: Can a Foursquare have a center hall? Purists might say it cannot, but we think overall cubeness is the ruling factor. If it looks like a Foursquare, that's what we'd call it.



A photo of the Miller house taken in the early 1900s reveals how little the house has changed over the years.

FIXTURES YOU WON'T FIND AT YOUR LOCAL LIGHTING STORE

At **Brass Light Gallery** we manufacture reproduction light fixtures of outstanding design and enduring value. And because you can order direct from us by phone, we make buying lights easy and hassle free.


WIND, RAIN & SNOW

Our European Country Lantern is one of many handcrafted reproduction exterior and landscape fixture styles available.



THE GOLDENROD COLLECTION

Whether your needs are for a formal dining chandelier or for simple wall sconces our Goldenrod Collection has choices for you.



PRAIRIE TABLE LAMPS

Brass Light Gallery has several styles and sizes of table lamps from our Prairie School Collection.



THE PRAIRIE SCHOOL EXPERTS

We are one of America's leading suppliers of Prairie, Arts & Crafts, and Mission style lighting.

ORIGINAL PRISMATIC GLASS PENDANTS

These crystal clear original restored 1920'-1940's prismatic pendants make excellent task lighting for kitchen and loft spaces.



BRASS LIGHT GALLERY

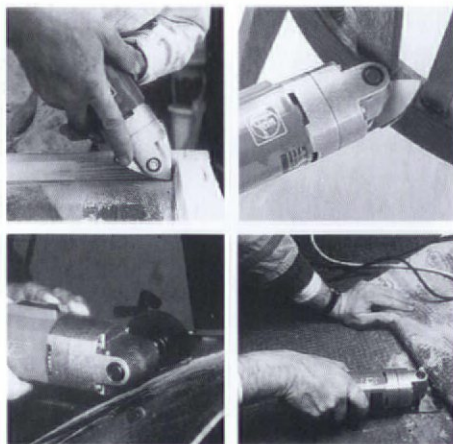
Factory and Showroom
131 South 1st Street
Milwaukee, WI 53204

(414) 271-8300 Fax (414) 271-7755

Free Mailer. Send \$4.50 for full literature.

To Order Direct Call: 1-800-243-9595

Eliminate Hand Sanding, Sawing Scraping & Polishing



With the Fein "Triangle" Sander, time-consuming, sore finger, bloody knuckle sanding, sawing, scraping & polishing are a thing of the past.

Imagine using a power tool to sand all those areas where before, you had to fold up a piece of paper and "finger sand." With the Fein "Triangle" Sander, you can sand right up to, into and along edges & corners without dulling the edge or altering the profile. Plus, the Fein Sander won't run away from or bounce off of the edge line.

But It Will Do More Than Just Sand

You can remove the triangle pad and replace it with a special circular saw blade. The saw blade is only 1/32" thick, and perfect for detail work. Because the tool oscillates the blade won't cut your skin!

NEW Scraper Blade

Great for scraping off old paint, removing glue from tiles & rugs. It even cuts through old hardened caulk. You won't have to tape your knuckles to scrape with the Fein Scraper Blade.

NEW Polishing Pad

Put a mirror polish on chrome, buff along edges and into corners.

It's easy to get more information, simply call:

(800)441-9878



FEIN Power Tools Inc.
3019 W. Carson St.
Pittsburgh, PA 15204

Prevent MILDEW ANYWHERE



PERMA-WHITE®

INTERIOR MILDEW-PROOF PAINT

Use Perma-White and you're *guaranteed* not to have mildew growth.

It's a special water-base paint designed for moisture-prone areas in the home.

Washable and scrubbable, it won't blister or peel in high-humidity environments, like ordinary paint will.



It's also self-priming, which means it will stick to porous or slick, hard-to-stick-to surfaces. And it dries fast.

Perma-White comes in a white formula, tintable to match any decor. Available in satin or semi-gloss. It's the perfect paint for ceilings, walls, doors, and trim!

Perfect for bathrooms, closets, basements, garages, laundry rooms, etc.

Send for FREE Application Booklet:

Wm. Zinsser & Co., Inc., Dept. OHJ094
173 Belmont Drive, Somerset, NJ 08875-1285
Phone: (908) 469-4367

© 1994, Wm. Zinsser & Co., Inc.



Makers of high-performance specialty paint & decorating products.

Smith-Cornell impressions

Call or write for a:
• FREE brochure
• FREE quote



We specialize in:

- Sand cast plaques in Bronze & Aluminum
- GraphicsPlus-Smooth Surface Plaques and Markers
- Combination of cast with a GraphicsPlus insert
- OldStandard National Register Plaques

S-C

1545 Holland Rd. • Suite O
Maumee, Ohio 43597
419-891-4335 • 800-325-0248

Who They Were

CHARLES BULFINCH

by Eleanor Bailey

CHARLES BULFINCH WAS TRULY the architect of his own fortune. Building on what he regarded as a “favorite pastime,” he became America’s first native-born professional architect.

Bulfinch was born into a wealthy Boston family on August 8, 1763. Although little is known of his childhood, drawings of classical columns inside his schoolbook attest to an early interest in architecture. He graduated from Harvard College in 1784, but with no architectural training — none was avail-

able in America during his youth. After college, he met Thomas Jefferson during a two-year grand tour of Europe, and the patriot introduced him to the classical buildings of England, France, and Italy.

Returning home with memories of European grandeur and a collection of architecture books, Bulfinch began a career in a Boston counting house involved in the China trade. Business was slow and Bulfinch spent a lot of time with his volumes. He tried his hand at architecture, designing projects for relatives and for his employer. Soon he was designing many houses and public buildings on the side, primarily pro bono. Word of his skill spread quickly among Boston’s elite, and he eventually became the leading

architect in New England, designing private residences for the wealthy and public buildings for the fast-growing towns. His popularity spread to the political arena and, at the age of 28, Bulfinch was elected to Boston’s governing Board of Selectmen.


In 1793, Bulfinch designed and began building the Tontine Crescent, America’s first important urban housing development, and his financial ruin. The times were difficult and when his investors backed out of the project, Bulfinch, by then the father of seven, went bankrupt.

His political position saved him, however. The selectmen appointed him to a newly created position, superintendent of police, at an annual salary of \$600. While not the fortune of his


youth, this income enabled him to support a large family and continue designing buildings, for which he now charged a fee. Also, as chairman of the selectmen, he played a key role in the development of Boston.

Between 1790 and 1817, Bulfinch designs helped transform Boston from war-torn town to sophisticated city. He designed churches, town buildings, and other public structures, as well as numerous stately homes throughout the area. Extensively copied, his work influenced the development of Federal period construction in New England, and made him the leading architect of his day. He also designed state houses for Hartford, Boston, and Augusta, Maine, developing the U.S. legislative building style — round dome with columns in front. At the end of his career came his greatest honor: the completion of the U.S. Capitol building, which had been burned by the British in 1814. His diplomacy and political experience brought the prolonged construction

[Continued on page 26]



Charles Bulfinch (1763-1844), painted by Mather Brown in 1786.



The Tontine Crescent included 16 English-style townhouses.



HOMESAVER® CHIMNEY LINERS

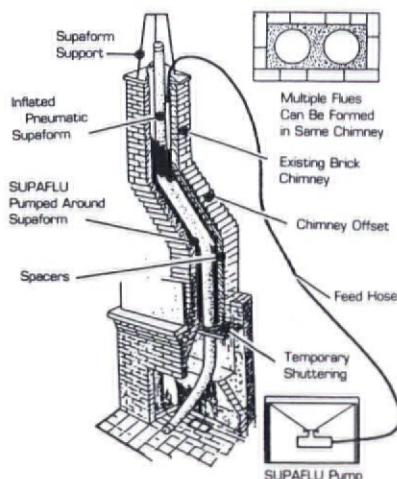
FOR RESTORING GREAT OLD CHIMNEYS ON GREAT OLD HOMES

Lifetime warranty for woodburning applications. UL Listed. Call or write for a FREE brochure and the name of an installer/dealer in your area. 1-800-437-6685, ext. 500; 9:00 A.M. to 5:00 P.M. Central Time, Monday through Friday.

HomeSaver Chimney Liners, P.O. Box 664, Fairfield, IA 52556

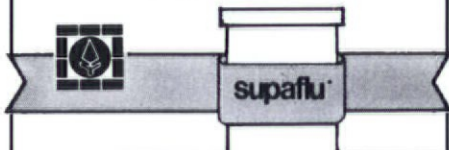


Supaflu Makes Old Chimneys Better Than New Chimneys.




Because Supaflu retains the original charm and craftsmanship built into so many older chimneys while providing a new margin of safety, performance and durability older chimneys never knew, Supaflu gives new life to some of our most historic chimneys. That's why when home restoration experts run into chimney problems, their solution is Supaflu. Whether your chimney is historic, or just very, very used, Supaflu can make it like new. Your Supaflu dealer is in the Yellow pages.

National Supaflu Systems, Inc.
P.O. Box 89, Walton Industrial Park
Walton, NY 13856
1-800-788-7636



TRADITIONAL & CONTEMPORARY WOODEN WINDOWS & DOORS

- Authentic Historic Reproductions
- Muntins to 7/8" with Insulating Glass in Virtually Any Shape
- Weight and Pulley Counter Balance Systems



Woodstone® is a registered trademark of the Woodstone Company

W·O·O·D·S·T·O·N·E

For brochure: Please send \$3.00 for shipping and handling
DEPT OH, BOX 223, WESTMINSTER • VERMONT 05158
(802) 722-9217 • FAX (802) 722-9528

RESTORATION WALLPAPER

If it's
Baroque —
Don't fix it!
It's timeless.
"Opera
Scroll"
18" border
c. 1830-1850
10 colorways
available.
A Brillion
Collection
exclusive.



VICTORIAN COLLECTIBLES, LTD.
RESTORATION PROFESSIONALS OF THE VICTORIAN PAST



845 East Glenbrook Road, Milwaukee, Wisconsin 53217
414-352-6971 Fax 414-352-7290

For orders, information: 1-800-783-3829 MasterCard/VISA accepted

Who They Were



The central pavilion of Bulfinch's Tontine Crescent, which served as a public library before being destroyed.

[Continued from page 24]
of the new Capitol building to satisfactory completion. The west wing is Bulfinch's design.

Bulfinch has been both criticized as unoriginal and conservative, and praised as reformer of style. He was each. Relying heavily on British pattern books, he emulated the classical revival styles of the preceding generation in England. Nonetheless, his designs introduced urban planning and presented ideas that were new to the infant country. Clearly, Bulfinch brought 18th-century urban British elegance to the country towns of the new nation. Particularly noteworthy is his introduction of the curve. Bulfinch's buildings incorporate round lines in their domes, oval rooms, and staircases. Walls are sometimes oval, projecting outward on the side of the building or bending gently in interior spaces. Built only for the very wealthy, Bulfinch's houses were copied in lesser scales across New England. Many of his residential buildings have been lost to time and change, but his style is imitated still.

GARGOYLES

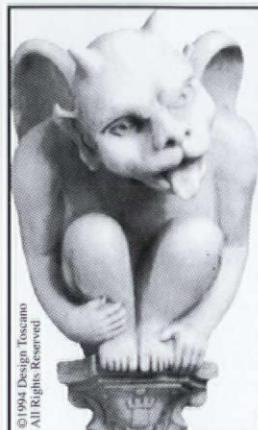
were created to ward off evil. Our replicas of Medieval designs make charming accents in the home or garden.

FREE Color Catalogue of European sculpture, architectural artifacts and imported tapestries.

1-800-525-1733, ext. H616

DESIGN TOSCANOSM

17 E. Campbell Street, Dept. H616, Arlington Heights, IL 60005



The beauty of age-old architecture combined with today's conveniences...

THE FOUR-VOLUME

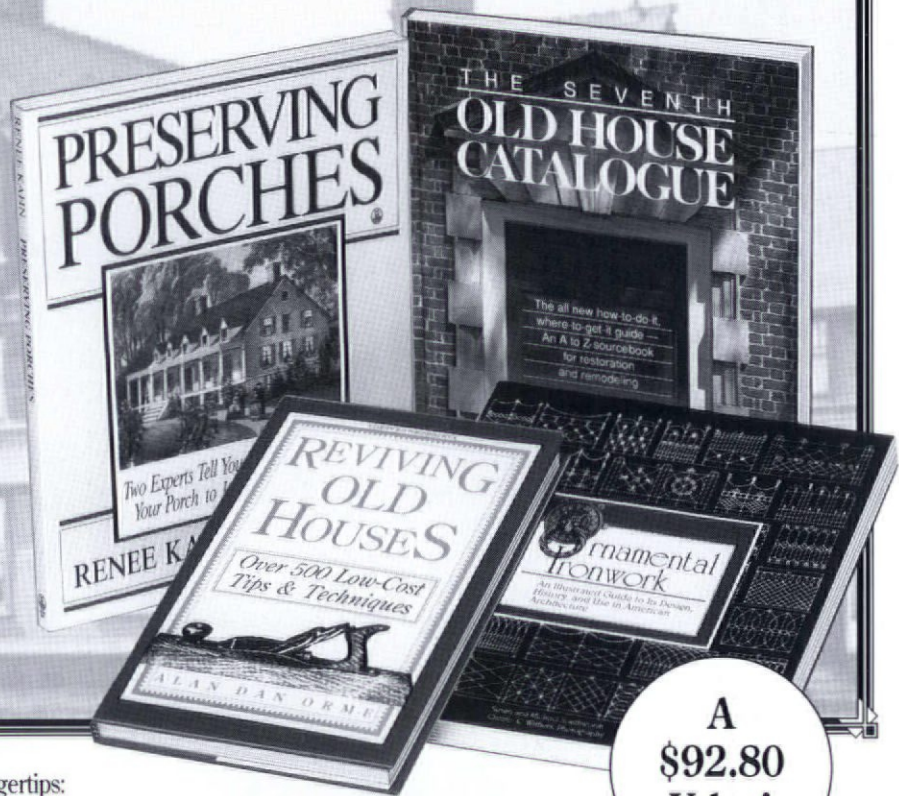
Old House Renovation & Restoration Set

IS YOURS FOR ONLY

\$2.95

as your introduction to the
**Architects and Designers
Book Service**

You simply agree to buy three more books --
at significant savings -- within the next 12 months.



This indispensable four-volume set will put at your fingertips:

- Creative strategies, innovative approaches, and proven techniques for both aesthetic and structural concerns
- Hundreds of case studies, examples, photographs, floor plans, and checklists
- Extensive listings of available suppliers, organizations, foundations, publications, and references

The Seventh Old House Catalogue

Compiled by Lawrence Grow

The latest edition of this famous A-to-Z sourcebook now has over 2,500 listings for structural elements, architectural adornments, hardware, lighting, floor and wall coverings, and much more. Complete with 700 photos and illustrations and an index of suppliers' addresses and phone numbers.

Hardcover. Publisher's Price: \$29.95

Reviving Old Houses

Over 500 Low-Cost Tips and Techniques

by Alan Dan Orme

Here are hundreds of time and money-saving tips on how to install period items as you restore old homes. With the dozens of how-to illustrations, quick-glance checklists, and guidelines to restoration standards, you'll learn all about restoring exterior masonry, rejuvenating old doors and porches, refinishing wood floors, and more!

Softcover. Publisher's Price: \$16.95

Preserving Porches

Two Experts Tell You How to Restore Your
Porch to Its Original Beauty

by Renee Kahn and Ellen Meagher

Discover how to make any porch structurally sound, while preserving the original design. Included are complete step-by-step instructions for everything from simple repairs to total overhauls, plus listings of suppliers and specialty stores. Over 160 photographs and drawings and a full glossary complement the text.

Softcover. Publisher's Price: \$18.95

Ornamental Ironwork An Illustrated Guide to Its Design, History, and Use in American Architecture

by Susan and Michael Southworth

Learn styles of ironwork; how to repair and maintain iron fences, balconies and grilles; where to find organizations, museums, and publications related to ironwork; and, the best mail-order sources for supplies. Includes a guide to notable regional examples of historic ironwork, plus over 200 photographs and illustrations.

Softcover. Publisher's Price: \$26.95

The ARCHITECTS AND DESIGNERS BOOK SERVICE will keep you on top of all the latest issues and trends in architecture. Our exciting selection of books covers residential and contract design, historic preservation, landscape architecture, graphic techniques, and interior design. All books are available to you at significant savings, with prices starting as low as \$14.95.

4 Good Reasons to Join

1. The Finest Books. Of the hundreds of books submitted to us each year, only the very finest are selected and offered. Moreover, our books are always identical to the publishers' editions. You'll never receive an "economy edition" with inferior paper and bindings from us.

2. Big Savings. In addition to getting the four-volume Old House Renovation and Restoration Set for only \$2.95 when you join, you keep saving substantially with discounts of up to 50% off the publishers' prices on books you choose to purchase. As a member, you also qualify for FREE books when you get your friends to join.

3. Bonus Books. You will immediately become eligible to participate in our Bonus Book Plan.

4. Convenient Service. At 3-4 week intervals (16 times per year), you will receive the Architects & Designers Book Service News, describing the Main Selection and Alternate Selections, together with a dated reply card. In addition, up to three times a year, you may receive offers of Special Selections which will be made available to a group of select members. If you want the Main Selection, do nothing, and it will be sent to you automatically. If you prefer another selection, or no book at all, simply indicate your choice on the card and return it by the date specified. You will have at least 10 days to decide. If, because of late mail delivery of the News, you should receive a book you do not want, we guarantee return postage.

If reply card is missing, please write to Architects & Designers Book Service, Dept. 8-DZ4 (00175), 3000 Cindel Drive, Delran, NJ 08370-0001, for membership information and an application.

©Newbridge Communications, Inc.

Old House Journal 9/94

A
**\$92.80
Value!**

Good Books

Yankee Home Hints

by Earl Proulx; Pub: Rodale Press, Inc., 33 E. Minor St., Emmaus, PA 18098; (800) 848-4735; 1993; 390 pages, b&w; \$32.11 ppd., hardbound.

Lemons and salt are seasonings, yes, but together they remove tarnish from brass and copper. White vinegar and baking soda, it turns out, unclog the holes in a steam iron. Newspapers and kerosene, surprisingly, will keep window glass nice and clear.

What's also clear is that Earl Proulx knows his way around older buildings. After 30 years in the construction business he semi-retired as head of maintenance for the venerable *Yankee* magazine, and from there began fielding reader questions in the "Plain Talk" column. *Yankee Home Hints* is a collection of his down-to-earth advice and experience — a low-tech compendium on the care and feeding of houses organized with a dose of dry New England humor.

The book is written for a general audience, but it's strongest on just the kinds of domestic dilemmas old-house owners have faced for generations. Do roof avalanches take down your gutters every winter? Then hang them a few inches below the shingles and the snow's trajectory. Trying to keep pigeons off your cornice? Mount a mirror on a problem perch (landing birds are scared by their own reflections). There's also interesting lore about houses, inventions, and Earl himself, as well as the explanations of periodic "Whatsits" — those mysterious objects and tools that forever surface in the attics and basements of old houses.

Equal parts practical wisdom

and enjoyable reading, *Hints* will teach you more about the myriad powers of vinegar than you ever wanted to know.

Patented Transitional & Metallic Planes in America — Vol. II


by Roger K. Smith; Pub: Roger K. Smith, P.O. Box 177, Athol, MA 01331; (508) 249-5990; 1992; 396 pages, b&w and color; \$88 ppd., clothbound.

Hand planes — if you're into them, there's no tool more varied or fascinating, and if you're not, the second volume of *Patented Transitional & Metallic Planes in America* may just make you a fan.

Planes, the "violins of woodworking," have been around since Roman times, but it wasn't until the Age of Invention arrived after 1830 that they truly proliferated. The new metal planes especially were produced for making almost anything — boxes, barrels, mouldings, windows, doors, cabinets, patterns, rabbets, beads, weatherstrips — and in an amazing symphony of designs. Collecting these ingenious tools is now a thriving hobby, both for working wood the old ways and merely fondling, and reference works are indispensable for knowing what they are and do.

Despite the unadorned title, this is an attractive book, with hundreds of clear black-and-white photographs, period catalog and patent illustrations, and several dozen sumptuous color plates. Like Smith's many reprint catalogs, the reproduction of old art is excellent. The saga of the Stanley

Rule & Level Co., of course, fills many pages, but there's much to learn here about the lesser-known manufacturers and men (often absorbed by the giant from New Britain). For example, more information on Leonard Bailey, perhaps the most famous innovator, adds to the major chapter in *P-TAMPA—Vol. 1*. Or, how else would you find out there was once a

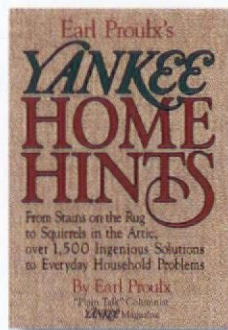


The special edition Phillips Plough Plane (1867) is a pleasure to hold and behold.

Bunny Plane Company in Culver City, California?

Split this hefty volume with a fellow woodworker, or order one for your shop or research library. Chances are, there won't be another like it for a long time.

— G.B.



Loose Leaves

Preservation Briefs 34:
Preserving Composition
Ornament

Just out from the National Park Service, 16 informative pages on the history, use, and conservation of this applied decoration for historic interiors. (\$1.50; order stock #024-005-013740 from Supt. of Documents, Government Printing Office, P.O. Box 37154, Pittsburgh, PA 15250-7954)



The Aquetong Chandelier

Eight gracefully curved arms on this chandelier provide elegant lighting in any home. The arms are of two lengths to create a two-tier effect. The wires are cleverly concealed in hollow tubing in both arms and center. A specially designed canopy is included to complete this traditional design.

Approx. 29" W x 26" H \$375.00 (plus S&H)

***MUSEUM QUALITY HARDWARE CRAFTED BY J.G. BECK**

***TRADITIONAL WROUGHT IRON DESIGNS**

Send \$4.00 for our full line catalog. (Refundable with order)

IRON APPLE FORGE
Routes 263 & 413
P.O. Box 724
Buckingham, Pa 18912
(215) 794-7351

Decorator Window Quilt®
Saves Energy!



- Provides privacy
- Reduces condensation
- Stops air infiltration
- Reduces air conditioning cost
- Saves 80% of heat loss through windows (validated by FTC)

Now available in two floral prints, three colors per print, in addition to our already popular essential color line.

FOR MORE INFORMATION, CALL OR WRITE:

Window Quilt
PO Box 975
Brattleboro, VT 05302
1-800-257-4501

The faucet Factory

Price and Quality

DC-171B Deluxe shower system. Custom models available. **\$475***

special offer! A limited supply of complete shower systems are available (DC-171L) from **only \$350*** Order **now** while supplies last!

DC-191B \$225*
Kitchen or lavatory.

DC-111B \$145*
4" centers. Other models available.

DC-101B \$250*
Adjustable, from 3 3/8" to 12".

DC-91B \$249*
For kitchen or lavatory.

DC-150B \$245*
Custom widths great for predrilled holes in marble sinks.

DC-161
Call for price.


DC-844
36" x 22"
43" x 24"
From \$1,350
Call for prices.

**Prices quoted are for polished untreated brass, other finishes are slightly higher.*

COLOR CATALOG AVAILABLE. OVER 56 PAGES OF FINE QUALITY FAUCETS, SINKS, TUBS, & ACCESSORIES. \$5 REFUNDABLE WITH PURCHASE.

THE A, B, C's OF NATURAL VENTILATION

THE FAN MAN, INC.
Department OHJ • 1914 Abrams Parkway • Dallas, TX. 75214 (214) 826-7700
Send \$2 for brochure D



“If you wisely
invest in beauty,
it will
remain with you
all the days
of your life.”

—Frank Lloyd Wright

Beauty inspires us. It welcomes and comforts us. Which is why you labor painstakingly over every aspect of your home's design. Each and every detail an investment made with confidence, for you know that a beautiful home also brings lasting pleasure and pride. For those who embrace this

philosophy, there is Grand Manor Shingle® from CertainTeed.

A Grand Manor roof is truly an investment in elegance, a reflection of your discriminating taste. Its appeal is timeless—never trendy or inappropriate. Designed to give the texture and depth of natural slate

and wood, this asphalt roof looks like no other ever made.

What's more, Grand Manor is built like no other roof. Only the highest grade materials are used. And the exclusive *Super Shingle*® design* results in a five-layer roof with unprecedented durability. For these reasons, CertainTeed supports Grand Manor with

the industry's most comprehensive warranty program.

Choose a roof that makes a statement as majestic as the house itself. Grand Manor Shingle. A long lasting investment in beauty for the special place you call home. For more information, please ask your contractor or call

1-800-782-8777.



» GRAND MANOR «
SHINGLE®

©1994 CertainTeed Corporation

*Made under U.S. Pat. 5,181,361, 5,209,602 and D336,347 and Canadian patents: 68259 and 68260 (1991). Other U.S. and Canadian pat. pend.

S P E C I A L R E P O R T

Roofing and Siding



ROOFING AND SIDING IS A TIME-HONORED PARTNERSHIP OF BUILDING MATERIALS THAT TOGETHER FORM THE EXTERIOR PROTECTIVE SKIN OF A HOUSE. MAINTAINING AND RESTORING ALL THIS SQUARE FOOTAGE CAN BE EXPENSIVE AND A LOT OF WORK.

IN THE NEXT 20 PAGES, WE'VE COLLECTED SOME USEFUL AND OFTEN-ASKED-FOR ROOFING & SIDING ARTICLES UNDER ONE ROOF, SO TO SPEAK. SO, GET OUT THOSE LADDERS, AND DON'T FORGET YOUR BUZZARD AND SNEAKER! (SEE PAGES 38-39.)

Classic Clapbo

RECREATING HISTORIC
SIDING WITH
MODERN MATERIALS

by John Leeke



THERE ARE NO STRAIGHT LINES IN nature, they say, and the same is nearly as true of old houses. Years of frost heaves or settling ground put ripples in many a foundation that start a chain reaction right up the wall. Old-house windows tend to dip a little on one side, eaves often droop in the middle, and corners can be cocked slightly out of plumb. When features such as horizontal siding age along with antique buildings, they take on these subtle waves and irregularities — in fact, they become a part of its unique character and charm.

For these reasons, it takes more than just snapping a chalk line to get new clapboards to look good on an old house. No matter how you try to square up the building, the siding will clash with its seasoned lines or refuse to come out even. You have to make the boards fit the building. This kind of carpentry is as much art and judgement as it is craft, but there are techniques and a few tricks that make laying out the job much easier and more successful. We used many of them, as well as some up-to-date building methods, when we recreated this classic New England-style clapboard job last year.



A Case History

THE C. 1795 MELROSE HOUSE IS THOUGHT TO BE THE OLDEST HOME ON Littlejohn Island, just off the coast of Yarmouth, Maine. The current owners, Chris and Becky Sentementes, are restoring the house to its 19th-century appearance and

ards



updating the mechanical systems. While removing all the exterior shingles and sheathing in order to check framing and install wiring, we discovered evidence that helped Chris and Becky decide on the type of new siding.

Underneath the top layer of 1970s red cedar shingles was a layer of late-19th-century clapboards. As we removed

Clapboards returned to the front of the 1790s Melrose House with a 20th century housewrap-type wind barrier and lapped siding joints made with power tools.

these clapboards we noticed nail holes from even earlier siding, long since removed. When we stuck colored tooth-

picks in the holes, they revealed a distinct pattern of rows every 4" up the wall with holes 12" to 14" apart along each row. Shingles would have left closer spacing; the original siding must have been clapboards as well.

It was common practice in the late 1700s to clapboard the front of a house but shingle the ends and back, so the early use of clapboards fit the picture. When this house was built it was also common to use "rived and skived" clapboards. *Rived* clapboards are worked by hand, splitting them right out of a short length of log with a maul and froe in a radial pattern. First the log is split in quarters, then eighths, sixteenths, and so on, until the split pieces are 3/8" to 1/2" thick. Then each surface is smoothed with a hand plane on a bench, or with a drawknife on a shaving horse. The top edge of the clapboard usually tapers to a thin feathered edge. These clapboards were laid up with *skived* joints that overlap at the ends.

Chris and Becky asked carpenter Dan Crowley to reproduce the look of the earlier clapboards based on the evidence we found. Dan knew the cladding on this wall would have to resist the driving rain storms that sweep the island, so he planned on lapped scarf joints. The clapboards came from a mill that saws them radially, exposing vertical grain on the face very similar to riven clapboards. This cut limits warping and produces a surface that weathers evenly if left without paint or stain.

The Steps to Residing

AFTER THE WORK INSIDE THE WALLS WAS FINISHED, DAN began the process of recreating the clapboard siding. Though this project started with replacing the previously removed sheathing boards, the steps are the same for a house where sheathing is untouched.

I. Flash and Seal the Wall

1) Check the sheathing. It is important to make sure all sheathing is sound and relatively flat. Decayed sheathing or raised board ends can cause clapboards to split as they are nailed. When Dan reinstalled the sheathing, he used power-driven drywall screws instead of nails to attach the boards to the studs. Screws avoided hammer blows that could crack the interior plaster.

2) Install a wind barrier material. An effective wind barrier stops air and liquid water infiltration while letting water vapor pass through the wall. Rosin building paper is the traditional material and can still be used. You don't want to use asphalt-impregnated roofing felt (tarpaper) or poly sheeting on the outside face since these impermeable materials can trap

moisture in the wall cavity. On this project we stapled a modern synthetic-fiber housewrap product over the sheathing. This prevents blasts of water-laden air from penetrating the wall during storms, yet still lets moisture migrate out of the house.

A wind barrier is most effective if you seal its edges to the trim with caulk or sealant. I lift the barrier and gun caulk into the joint. Then I work the barrier into the bead of caulk with a thin, right-angled scrap of wood. The result is a neat, square inside corner that seals barrier, sheathing, and trim all together. Don't let the caulk fill up the corner or the clapboards will not lay right.

3) Flash horizontal features. It is common knowledge here on the seacoast

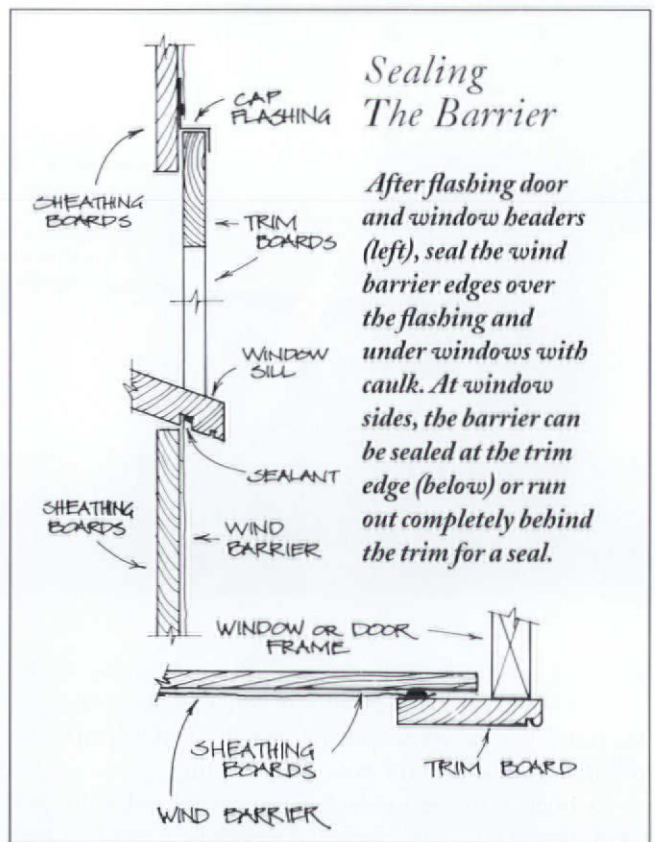
that ordinary aluminum flashing will not hold up to the salt-laden rain and fog, so trim boards over doors and windows were flashed with lead.

II. Lay Out the Courses

Laying out clapboards on an old house is simple if you are replacing existing clapboards with duplicates: just mark where the butt of each old clapboard meets the edge of the trim board. (I like to punch a small hole in the trim with an awl; pencil marks may be lost as caulk and old paint get cleaned off.) If you don't have any old clapboard traces to follow, lay-



Toothpicks rendered random nail holes into the course lines characteristic of early clapboards.



out becomes much more involved. Simply having each course perfectly parallel and level would make the bows and curves of the old wall look odd. The following techniques are often used to determine where clapboards should be placed. Siding is not an exact science, however, and these measurements are just points to start from as you blend the new clapboards with the changing shape of the old wall.

1) Decide on a reference line. A good reference line runs the full length of the wall. Usually it is the lower edge of the frieze board at the top, or a part of the water table board at the bottom. If the wall doesn't have a well-defined line, you may have to create one with a chalk line, guided by the tops of windows, for example.

2) Make a storey pole. Start with a wood furring strip about 1" x 2" and at least as long as the wall is tall. Hold the storey pole vertically against the wall and chuck the end against the reference line. Then position the pole aside of each window and door and mark the top and bottom of each on one face of the pole. This records the location of these openings in one place — the pole — so that it is easy to see how regular (or irregular) they are in size and elevation on the wall. Such vertical spacing information is important because, ideally, clapboard courses should line up with the tops and bottoms of the openings.

Lay the pole across a bench or pair of sawhorses. Study the marks until you can standardize the wall layout into three vertical sections: above the windows, within the win-



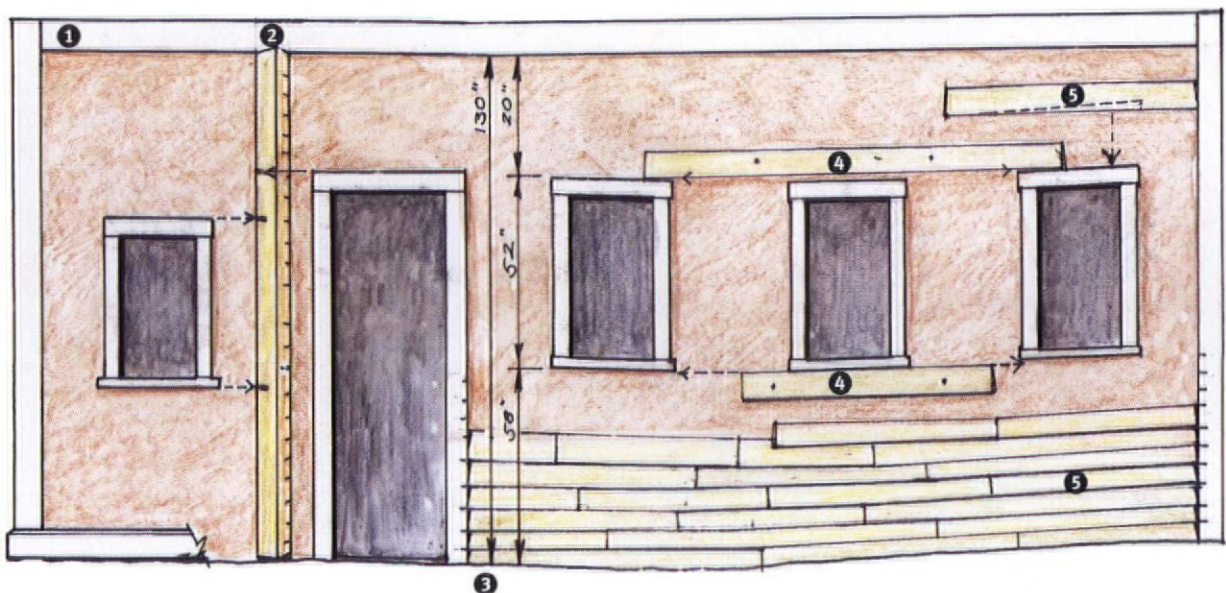
Removing later siding and original sheathing boards exposed the structural frame for inspection and wiring. Note the split-board lath and plaster.

dows, and below the windows. Undoubtedly there will be some variation in these heights, but try to find and set a standard division between the sections.

On another face of the pole lay out the section measurements. Then divide the sections into evenly spaced courses. On this wall we wanted the courses to be about 4" apart. You may need to "fudge" (adjust) the spacing of the

Laying Out Clapboards

- 1 Establish Reference Line (use frieze board or water table).
- 2 Mark Storey Pole (openings on one face, standard courses on next face).
- 3 Check Pole and Transfer Marks.
- 4 Align Window Courses (tack up clapboards and check).
- 5 Fit and Lay Clapboards (scribe opening tops and bottoms, use short lengths for tight curves).



courses to meet the section divisions, or you may need to redefine the sections slightly to get the courses to come out even.

Once you have established the standard courses on the storey pole, use it to judge how much you will have to vary their layout. Place the pole against the wall at the side of each door and window, and check the top and bottom of windows and doors, as well as the total height of the wall, to see if they line up with the course marks on the pole. Then transfer the standard course spacing from the storey pole to the edges of the trim boards. A storey pole is worth the trouble to make because you can test the layout of an entire wall before any clapboards are cut or laid.

3) Set the exposure. The exposure of each clapboard can be adjusted up or down by as much as $\frac{1}{8}$ " on 2" to 3" exposures and up to $\frac{1}{4}$ " on 4" exposures. This small adjustment will not be noticeable from one clapboard to the next. It will, how-

ever, make a big difference in the overall look of the siding. Finishing the spacing board-by-board takes a sensitive eye and an artistic touch. In a sense, you "paint" the clapboards onto the wall to match the visual effect of the originals and the character of the house.

Some walls are clapboarded with regular course spacing while others are random, with exposures that vary $\frac{3}{4}$ " to 1" between courses. In fact, in New England it's common to find graduated clapboards where the exposure decreases near the bottom of the wall. If you have to match an adjacent section of irregularly spaced siding, you may have to build that same irregularity into your spacing to get the right look.



Clapboarding Tools: claw hammer (with slightly rounded face), tape measure, low-angle block plane (sharp), wood rasp, pry bar, chalk line, utility knife, square, cordless trim saw (or fine-toothed crosscut hand saw).

As the clapboards go up, stand back frequently to see if the layout is fitting in with the character of the house. Be willing to remove a few clapboards if the work doesn't look right. However, also trust your judgment; sometimes adding one

more board will make the previously laid work look fine. You can always cut, fit, and then just tack the clapboards in place. When you have several courses that look right, nail them down tight.

III. Lay Up Clapboards

While some carpenters work from the top down, it's better to start old-house clapboards at the bottom of the wall.


1) Align Window Courses. When we look at a wall our eyes are drawn to the lines formed by the tops and bottoms of the windows. Extra attention is needed along these lines to get the alignment of the courses correct. Tack clapboards in position at the top and bottoms of windows. Stand back to see if they flow with the shape of the wall and adjust them if necessary. Then mark these section lines on the wall surface with a chalk line. With the position of these critical courses located early on, you can make final adjustments in the course spacing as you approach them.

2) Lay Clapboards. The first course is laid to match the base line of the wall. If the base line waves up and down slightly the clapboards should follow suit, using short lengths where waves are tight (see drawing page 35). It pays to snap a chalk line

Scarving and Scribing



A band saw and special jig cut the bevels for our scarf joints. Laps get trimmed with a block plane so they lay flush.



Each scarf joint is fastened with a single cut nail through the boards. All joints lap in the same direction.



Scribe the end of a clapboard by drawing the side of a pencil along the edge of the trim board. Then trim the waste down to the scribed line with a low-angle block plane.



Clapboards usually have to be fitted into the sill siding groove, often with some fudging of later course exposures.

from the cornerboards to establish a standard course that you can deviate from slightly.

Position the first clapboard in a course, then scribe and cut it. Tack the board in place. Then lay the next clapboard in position, aligning the laps. If the end goes past a trim board, mark where it meets the trim and cut it off. (I like to cut boards long by about $\frac{1}{16}$ " then scribe them to meet the edge of the trim exactly.) With scarf-joint clapboards it is a good practice to always lay from left to right, or right to left, but not both. Sticking to one lay standardizes all the movements it takes to cut, fit and install the clapboards, and makes the work more efficient.

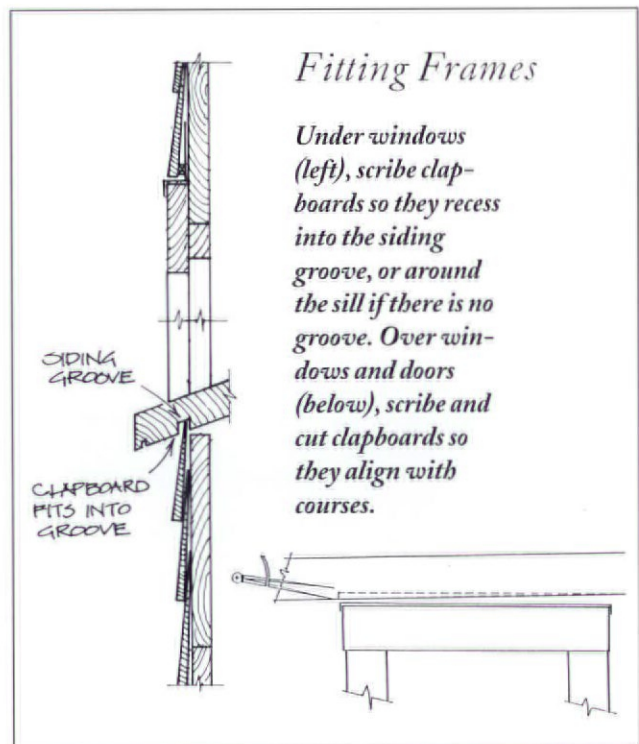
Each scarf joint is fastened with a single nail, grabbing two boards. Dan used 6d galvanized cut shingle nails from Tremont Nail Company. Cut nails have blunt points that punch a hole in the wood and make splitting less likely — especially important with scarf joints. If you use wire nails, you can limit splitting by boring a pilot hole in the clapboard.

3) Fitting Openings. As you lay clapboards, pause within five or six courses of the top or bottom of an opening to decide if the course spacing needs to be fudged. Now is the time to start making up a difference in the standard course spacing or accommodating a loss due to scribing around the tops or bottoms of windows.

To fit a clapboard at the bottom of a window you will need to cut a notch in it. If there is a siding groove in the bottom of the sill, the accuracy of the fit is not critical. Simply lay the clapboard in position under the window sill and mark the length of the notch. Make the notch deep enough

to allow the clapboard to nest up into the groove. Then cut out the notch with a fine saw and utility knife. If the sill does not have a siding groove, you have to carefully scribe the board to the bottom of the sill using the following procedure.

Where the tops of windows and doors do not align with course lines, the clapboards have to be scribed to fit around them (see drawing below). This fitting should take place well ahead of time because it will lower the clapboard, and the spacing of the clapboards that run up to it may need to be



fudged. First, lay the clapboard on top of the window or door cap. Next, align the butt edge of the clapboard parallel with the section chalk line on the wall. Then, use a pair of dividers to scribe a line on the clapboard that is parallel to the cap. Use a saw and utility knife to trim away the waste, and tack the clapboard in place. Afterwards, check the standard course marks to determine if any fudging is needed in the courses below.

Final Finishes

IF YOU PLAN TO PAINT OR STAIN YOUR CLAPBOARDS, PRIME the back as well as the front to help prevent warping and splitting, especially with flat-grain clapboards. Before the clapboards are nailed up, seal ends and scarf joints with primer if painted or a water-repellent preservative if left unpainted (flat-grain clapboards should be protected).

On this project the clapboards have been left to weather naturally for a few years. After they have gained some color and character Chris and Becky intend to apply a bleaching oil to give the clapboards some protection and even-up the appearance. The final effect should come close to the ash-grey wood and handmade shadowlines that were this cottage's original finish. 🏠

John Leeke is a preservation consultant who helps homeowners, contractors and architects understand and maintain their historic buildings (RR1 Box 2947, Sanford, Maine 04073; 207-324-9597).

Suppliers

WARD CLAPBOARD MILL
P.O. Box 1030, Dept. OHJ
Waitsfield, VT 05673
(802) 496-3581
Radial-sawn clapboards.

TREMONT NAIL CO.
8 Elm Street
PO Box 111
Dept. OHJ
Wareham, MA 02571
(800) 842-0560
Galvanized cut nails.

**DONNELL'S
CLAPBOARD MILL**
RR1 Box 1560,
Dept. OHJ
Sedgwick, ME 04676
(207) 359-2036
Radial-sawn clapboards.

GRANVILLE MANUFACTURING CO. INC.
Rt. 100, P.O. Box 15,
Dept. OHJ
Granville, VT 05747
(802) 767-4747
Radial-sawn clapboards.

SKY LODGE FARM
46 Wendell Rd.,
Dept. OHJ
Shutesbury, MA 01072
(413) 259-1271
Radial-sawn clapboards.

MCFEELY'S
PO Box 3, Dept. OHJ
712 12th St.
(800) 443-7937
Coated-steel, bronze, and stainless steel screws, bits.

book

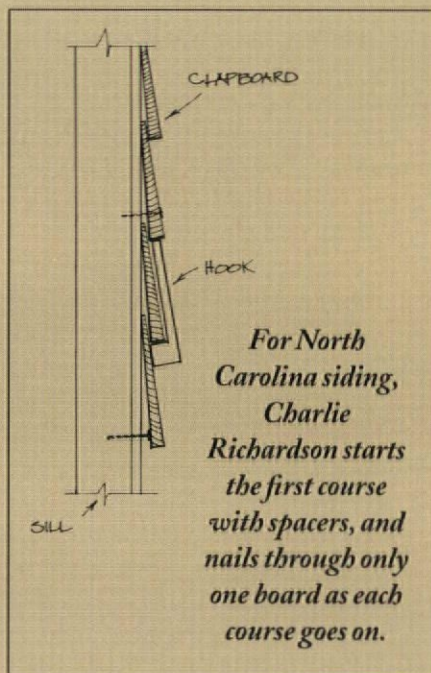


How Another

BY DAVID

CARPENTRY MANUALS USUALLY begin a chapter on siding by listing the different patterns or showing how to prepare the wall. Yet there are many varieties of horizontal siding, and they are often installed differently, depending upon where you go and who does the work. One example might be a carpenter with fifty years of experience whose professional training has been all on-the-job.

Charlie Richardson is just such a man. In his 'teens he began working with his father, also a life-long North Carolina carpenter, and continued until he retired a few years ago. When recently asked to finish a wall with horizontal lapsiding, Charlie explained, "There are three things that you have to have if you are going to put up lapsiding: a 'hook',

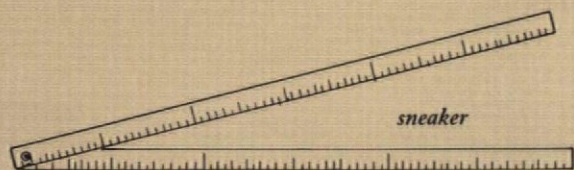


For North Carolina siding, Charlie Richardson starts the first course with spacers, and nails through only one board as each course goes on.

Buzzard, & Sneaker

Side of Installing Siding

D I L L O N



a 'buzzard,' and a 'sneaker.' These are homemade wooden jigs used to install siding boards so they fit tight and have uniform vertical spacing.

The "hook" is a piece of wood up to 8" long with a short protruding lip. The lip fits under the lower edge of a siding board so the top of the hook will mark the board's exposure. The hook also locates the guide nails often used to position the next course.

The "buzzard" is a marking jig that straddles the siding board so the carpenter can scribe the end for cutting to the proper shape. (Shape is an appropriate word because few boards on older buildings will require a perfectly square cut.) The finger guide allows the installer to press the buzzard up to whatever cornerboards or trim the siding has to fit against. The mark is made along the finger on the out-board end of the siding. Without this jig it is very difficult to mark a board for a joint that will mate properly and not leave an opening somewhere along the cut.

The third jig, the "sneaker," works somewhat like a giant sliding T-bevel. Charlie's sneaker is made from two yardsticks that have been fastened with a stove bolt and wing nut at one end. It is used to make angular cuts to match the pitch of a roof, such as in gable ends.

Some of Charlie's methods also deviate from the standard procedures. Most books start the siding by nailing a small tapered wood strip to the bottom of the wall. Charlie's first step is

to install cornerboards (typically $\frac{5}{4}$ material) at each corner and mark the height of one lapboard up from the bottom of each cornerboard. Next, he snaps a chalkline between these marks and aligns the top of the first lapboard with this chalked line. However, before the first board is fitted into place, he starts a row of 6d spacer nails about 1" up from the bottom. These nails are spaced roughly 18" apart and par-



Marking along the buzzard's finger produces more accurate cuts than measuring.

tially driven so that they stick up $\frac{3}{8}$ ". The nails start the angle for the rest of the siding, keep the bottom board from resting against the studs and sill, and permit ventilation.

Once the spacer nails and bottom board are in place, the wall is ready for siding with hook and buzzard. Using the hook as a gauge, three 6d guide nails are driven roughly halfway into the board, one near the center and two

more about 6" in from each end. The next board rests on these guide nails while it is nailed into place with either 6d or 8d, wire box or cut nails (galvanized spiral nails are also work well for this task). Afterwards, these guide nails are removed and the process repeated as the carpenter moves up the wall. A level is used to check every two or three boards and make slight up or down adjustments of the guide nails.

Should the installer have a helper, the guide nails can be omitted and both people (one person at each end of the board) simply use the hook to gauge the placement of the next board. Eliminating guide nails also eliminates the need to fill the holes they leave.

Some Tips:

- Charlie recommends cutting the hook to a length that positions the siding so that nails pass through just the last board — not the top of the prior course too. This makes it easy to later remove and replace damaged or warped boards.
- Keep joints to a minimum. However, if they are necessary, make them square-cut and butted together rather than lapped or mitered.
- Finish inside corners with two boards, each half the width of one corner board, so that the siding can butt up to them from both directions.

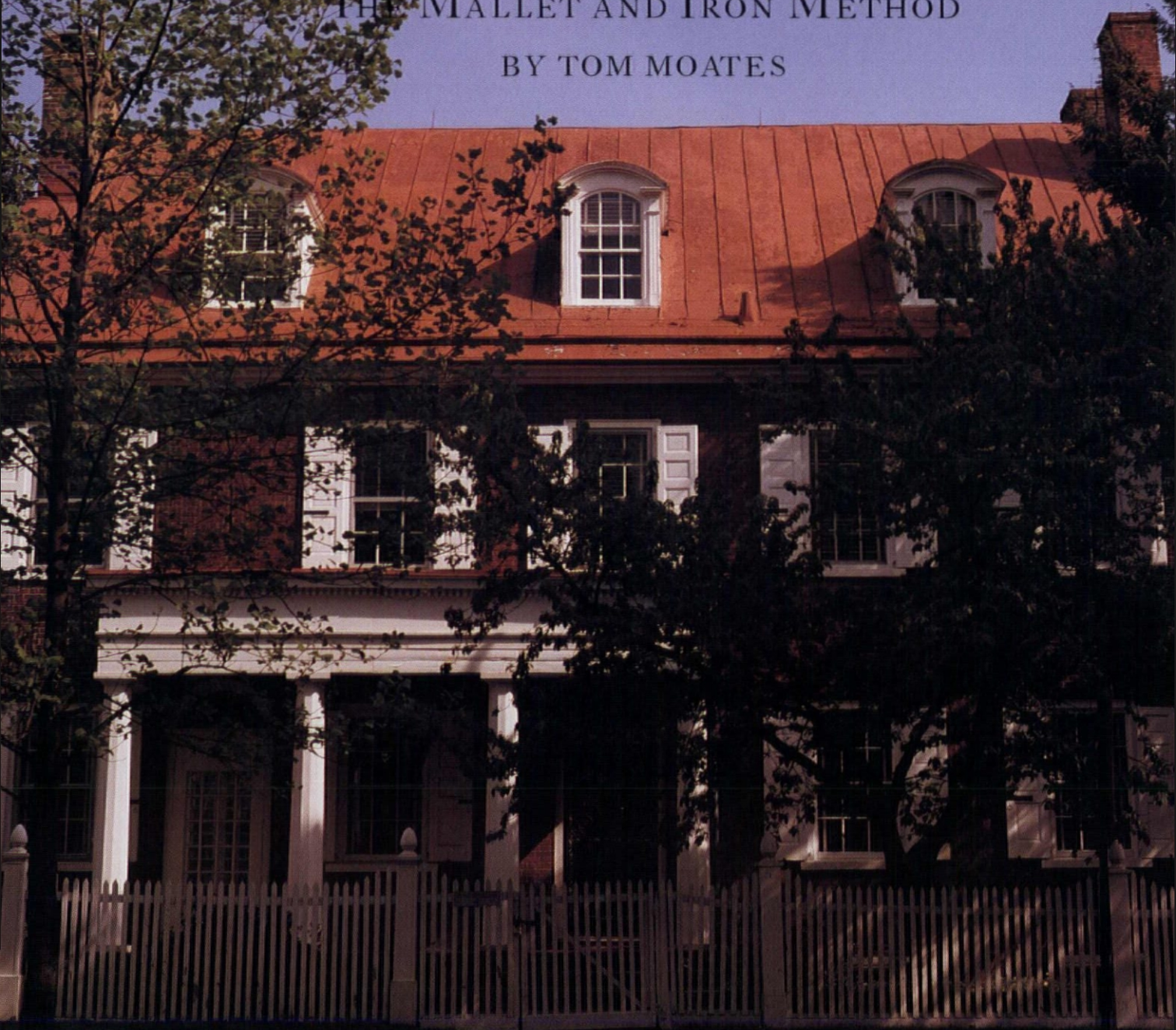
It was rewarding to watch this craftsman meticulously put up a wall of horizontal siding. Said Charlie, "The last time that I built a house like this must have been back in the 'forties."

R O O F I N G & S I D I N G

Laying a Standing Seam Metal Roof

THE Mallet and Iron Method

BY TOM MOATES



T

HE CLASSIC LOOK OF A STANDING SEAM METAL ROOF — LONG STRIPS OF SHEET metal with rib-like seams — appears on old houses across the country. This utilitarian roofing covers houses of virtually every style. Its popularity for simple homes began in the mid-1800s, and continued until the metal crunch of World War II.

In theory these roofs should last forever, but in practice many old houses suffer neglect at one time or another. If you have a rusted-out standing seam roof that needs to be replaced, or if you are adding on to an existing roof and want to keep the new roof authentic to the original, you can do the work yourself.

The heart of a standing seam roof is the seam. Strips of sheet metal called pans are crimped together in seams that rise an inch or more above the roof surface and, therefore, rainwater that hits it. Standing seam metal roofs are excellent for pitched roofs, where standing water is not a problem, and in low-snowfall areas, where snow does not pile up into heavy loads.

Iron, Benders & Hickory Mallet

TODAY THERE ARE SEAMING MACHINES THAT WILL AUTOMATICALLY crimp the metal together, but the technique I use involves only a forming iron (or hand seamer) and a hickory mallet. The mallet-and-iron method is surprisingly fast and saves the cost of machinery. It feels good to shape a seam and then crimp it sharp and tight. Plus, you will be confident that every inch of your roof is watertight.


You will need two specialized tools for the mallet-and-iron method — the benders (also called roofing tongs) and the iron. Both can be purchased from roofing companies (see “Tool Suppliers,” page 44). The benders cost about \$135 apiece, and look like long-handled pliers with 2' wide, flat jaws. An iron costs about \$65, but I have found it can be made cheaper by a local welder. The iron is simply a 2" x 3" piece of ½" steel connected to the same sized piece of 1" steel by a U-shaped piece of ¾" round rod. You'll also need a hickory mallet, enough locking pliers, such as Vise Grips, with flat jaws to clamp the sections of metal roofing together while you are working (at least one for every two feet of roof span), a claw hammer, and tin snips.

Metals to Use


HERE IN THE BLUE RIDGE MOUNTAINS I USE THREE METALS for standing seam roofs: copper, galvanized steel, and terne. Copper is the most expensive. It is soft, easily worked, and requires no painting or maintenance. Galvanized metal roofing is shiny grey and stiff, making it more difficult to work than copper. Yet it is less expensive and has a good resistance to corrosion. Galvanized roofs should be installed, allowed to weather for a year and a half (or until the shine



Right: A copper standing seam roof, like this one in Virginia, can last for more than 60 years. Opposite: Tin and galvanized roofs, such as this New Jersey example, need regular painting.



Slide the metal up against the bender stops.



Bend the edge about 45 degrees.



Make a tight

is gone), and then painted. Terne is the thinnest (and most affordable) roofing metal. It needs to be painted immediately upon installation, and is the most prone to corrosion.

The finished seams use 2 1/2" of the metal's width, so if you are repairing an existing roof, measure the distance between seams and add 2 1/2" to determine the width for your material. If you are re-roofing your entire old house and are leaning towards the traditional look of thinner runs, take into account that there will be more seams, and therefore more labor, involved.

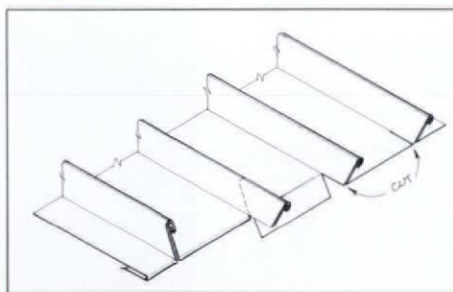
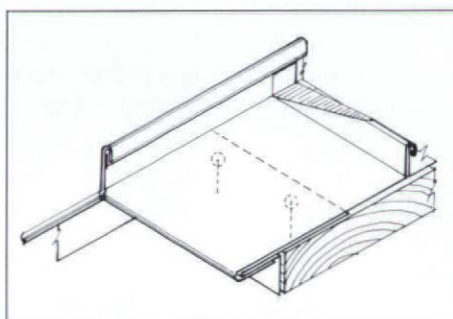
The only other materials you will need are the drip edge (for galvanized steel and terne) or locking strip (for copper) and 1" roofing nails. Use copper nails for copper roofs and galvanized nails for both galvanized steel and terne. Do not get galvanized roofing nails with rubber gaskets or lead heads; one of the pluses to a standing seam roof is that no nails are driven through the roofing material itself, so there is no chance for leakage at nail holes.

Getting Edgy

ALL OLD ROOFING AND NAILS MUST BE removed before installing pans. The best roof decking is skip sheathing (spaced decking), but I have found that closed decking or plywood is okay. Some roofers apply red rosin building paper between the roof decking and metal. I have never done this and believe that it is unnecessary. Black tar paper and gooey asphalt tar products should not be used under metal roofs because their acidity can cause metal to corrode.

The first step is to install edging along the perimeter of your roof. The edging supports the 1/2" to 1" of overhang and helps to prevent water from finding its way under the

roof metal. Nail edging along the bottom of the roof where the water will run off, and at gable ends and edges where the metal will overhang. Use drip edge with galvanized steel and terne, or copper locking strip if you're installing a copper roof. Both have one side that sits against the edge of the roof and another side that extends several inches onto the decking. To apply, position a piece snugly against the edge of the roof decking and nail into the decking at 10" intervals.



Top: Crimp the edge pan over the drip edge for a watertight gable end.

Above: At the eaves, cut along the seams to the drip edge, fold the excess flat metal under, and crimp. Cut the seams plumb.

Bending Pans

GOOD PLANNING MAKES FOR AN ATTRACTIVE and long-lasting standing seam roof. Sketch a scale drawing of your roof and pan layout. Design a symmetrical roof, avoiding a small excess that would require an unsightly narrow pan. Also, stagger the pans on either side of a gable roof so that as a seam comes up to a ridge, it meets the center of the pan on the other side (see "Ridges and Hips," page 44). This way you will avoid having too much material to bend into a nice, tight ridge seam.

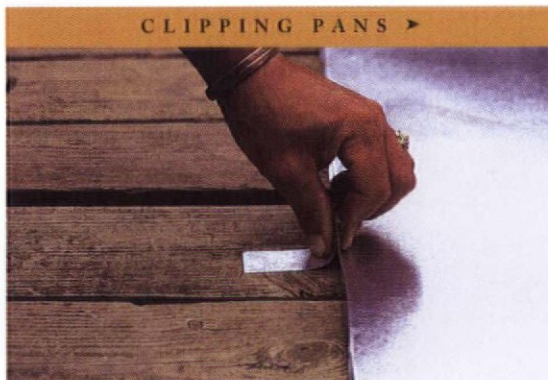
The next step is to bend the rolled sheet metal (called "coils" at some supply houses) into pans. Measure from 4" above the roof's apex (which allows for a ridge seam to be made later) to 1" beyond the drip edge or locking strip at the bottom of the roof. Roll the metal out along a flat surface on the ground and cut that length off the roll.

The standard roof pan will have one side bent up 1 1/2" and the other side bent up 1". The first and last pan of the roof, the edge pans, will have one side bent downward 1", which will be crimped tightly around the drip edge or locking strip, and one edge bent upward.

Start with an edge pan. Set up the benders by placing



reased bend.



Form the clip over the edge.



Nail the clip to the decking.

two stops (usually small bolts) through holes in the flat jaws of the tool. Adjusting these bolts allows the edge of the metal to go different distances into the flat jaws, thus changing the length of the edge to be bent. Set the tong depth at 1" and open the jaws. Slide the edge of the sheet metal into the flat jaws until it rests against both stops, close the crimpers tightly, and bend the edge of the sheet upwards. It works best to bend an edge in two stages. First bend the complete length of a sheet about 45 degrees and then return down the length crimping the full 90 degrees. It's important to make a sharp crease when bending on the second pass; try standing on the back of the crimpers. When you have bent the first crimp of this pan, flip it over and bend the other edge in the opposite direction using the same method as above.

Then bend standard pans for the majority of the roof: a 1" up bend on one side and a 1 1/2" up bend on the other side.

Save scrap metal and cut it into a bunch of 1" x 2 1/2" pieces. These will be the clips (or cleats) that fasten the pans to the roof decking. They will be placed over the edges of the pans, nailed to the decking, and crimped into the seams. Fold over about 1/4" of metal at the end of each clip, leaving enough space to catch the pans' edges in the crimp.

Laying the Roof

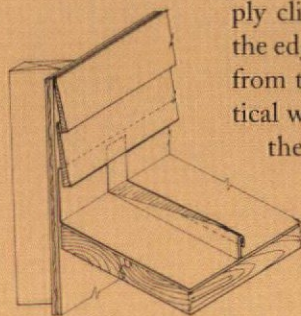
IT'S TIME TO BEGIN PLACING PANS ON THE ROOF. TAKE the edge piece you have made that has both a 1" up bend and a 1" down bend and position it so that the down edge is pulled snugly against the drip edge or locking strip along the gable end. (On some old-houses, it makes sense to begin laying pans mid roof and to work out in each direction to make sure that the pans lie square.) Secure the piece with clips every 10" or so by hooking the clips over the edge of the pan. Then bend the clips so that they fit snugly against the roof decking, and nail. They will be folded and crimped into a seam shortly.

Once this first pan is secured, it needs to be bent around the drip edge or locking strip along the edge of the roof. Crimp the down bend tightly over the edging with locking pliers. To bend the pan around the drip edge at the bottom (which must be done for each pan), cut upwards from the bottom edge, along the 90 degree bends, up to the drip edge or locking strip. Then the flat metal can be folded under and tightly crimped around the drip edge or locking strip, leaving the seam intact. The pan placed beside this one will be seamed to within a few inches of the edge before it is cut and crimped around the drip edge or locking strip in the same way. Then the seam is completed 1" past the edge of the roof and is snipped off, perpendicular to the ground, right at the edge of the roof.


Next, bring up a standard pan and lay it with its 1 1/2" edge next to the 1" edge of the pan just installed. Line up the pan top and bottom with the first one and clamp them together with the locking pliers. Make sure the new pan is

FLASHING A WALL

WHERE YOUR ROOF MEETS A WALL, WHETHER AT ITS apex or along its slope, no separate flashing is necessary. With a standing seam roof, the pans can be cut and bent to serve as flashing. When a roof meets a wall along its side, convert the first edge pan to a wall-flashing pan by changing the 1" down bend to a 6" up bend. That 6" piece will then be the "flashing" running under the siding that is parallel to the roof pans. If the roof meets a wall at its apex, leave 6" on top for flashing (see below). Where only a portion of the roof comes to a wall, as with many porch roofs, simply clip out a small section of the edge where the pan changes from the roof angle to the vertical wall. Seam the pans along the roof as usual and then seam the section along the wall and flatten that seam. Solder any hole in the seam where the clip was made.



SEAMING PANS ▶



The author demonstrates the first fold of the seam.



Work as far along as possible between locking pliers.



Crimp the clip

snug against the decking when clamping; space the pliers about 2' apart down the pan lengths.

Seaming Pans

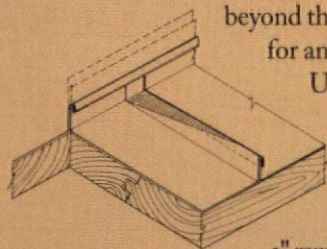
BEGIN MAKING THE SEAM BETWEEN THE FIRST TWO LOCKING pliers at the top of the roof. Hold the large end of the iron against the shorter of the two upturned lips. With the hickory mallet, form the longer edge over the shorter onto

the iron. Slide the iron along as you pound, working the first part of the seam. Move the iron away and bang down on the longer edge closing it even more over the shorter edge. Next move the iron over to the other side of the seam, place the large end against the seam, and hammer the partially bent section of seam closed so that it is crimped tightly. This is the first bend (a completed seam will be bent twice in this manner). Make sure that the longer seam has covered the shorter seam completely and that all the clips also have been covered and crimped nicely into the first bend. Bend as much length of seam as you can without removing the first two locking pliers.

Start the second bend of the seam in the middle of the section you just completed between the locking pliers. The process for bending the second seam is the same as the first; simply flip the iron around and use the shorter side. Complete the seam as much as possible between the locking plier clamps and then move to the next section. Once the seam is completed on either side of the locking pliers, it is safe to remove them and complete the seam. If the top of your roof will have a ridge, fold over and flatten the finished seam near the apex of the roof with the mallet (see "Flashing a Wall," page 43). This allows for the ridge seam to be

RIDGES & HIPS

RIDGES ARE SEAMED THE SAME WAY AS PANS (ALTHOUGH there is more material to bend). The 4" excess you left beyond the top of the roof allows for any variation in the roof.



Using the iron and mallet, crease the bases of this seam on either side, and trim the galvanized steel so that 2" remain on one side and 1 1/2" remain on the other and seam it as you would two pans together (see above).

For more complex roofs with dormers or hips, follow the same technique. When doing pre-installation layout at a hip or secondary ridge, adjust one side so that the pan seams arrive at the hip ridge staggered as at a top ridge (see below). Flatten the pan seams, crimp, trim, and seam along the hip the same way you would a ridge.




TOOL SUPPLIERS

JOHN STORTZ & SON, INC.
210 Vine Street, Dept. OHJ
Philadelphia, PA 19106
(215) 627-3855


Benders, irons, and other metal roofing tools.

ROOFING TOOLS & EQUIPMENT CO. INC.
3710 Weaver Road, P.O. Box 126, Dept. OHJ
Wilson, N.C. 27893
(800) 682-6906


Benders, mallets, irons, and flat-jawed locking pliers.



to the seam.



After the first seam is tight, begin the second.




Flatten the double seam against the mallet.

bent when both sides of the roof are completed.

Continue working your seam by making the first bend between pliers and then flipping the iron and catching up the second bend. When you get down to the drip edge or locking strip, cut the edges, crimp the end, finish the seam, and clip the finished seam as described above. Continue clipping and seaming the pans across the roof.


Once you have mastered clipping and seaming the pans, you are ready for the intricacies of your project. Your roof may have other features, such as ridges, hips, dormers, or an adjoining wall, but they should not be difficult to figure out if you stick to the methods described and apply

your own ingenuity. The metal roofing instincts you have acquired from working pans will guide you through your roof's difficult spots. Also, it is perfectly acceptable to use solder to close holes you find you cannot crimp shut (check with your roofing supplier for compatibility). By putting a new standing seam metal roof over your head, you have continued a historic building technology that has never been outdone and will last for many decades. 

Special thanks to the Sheet Metal and Air Conditioning Contractors' National Association (P.O. Box 221230, Chantilly, VA 22022; 703-803-2980) for technical assistance.

INTO THE VALLEYS

VALLEYS ARE THE MOST DIFFICULT ELEMENT OF A STANDING SEAM metal roof. Lay a pan along the valley and seam it into the standard pans running down the roof from each side (see right). To make a valley pan, measure from 4" beyond the top of the valley down to 2" beyond where the edges intersect the drip edge or locking strip. Bend both edges up 1", and arrange the standard pans on either side with a 1 1/2" edge so that when the standard pans are seamed into the valley pan and flattened, the water coming down the roof will flow over the seam into the valley instead of into the seam. The real trick is to bend the valley pan to the shape of the valley. I do it by hand, with the pan up on the roof.



The best way to calculate the diagonal cuts across the ends of the standard pans as they enter the valley is to prepare the valley pan, position it, mark where it runs, and then calculate the standard pan lengths from the ridge down (see left). Cut the standard pans so that they extend 1 1/2" over the valley pan mark. As you seam the standard pans, flatten the last 3" of seam. When you complete the entire run up the valley, use the tongs to bend

a 1 1/2" edge up along the diagonally cut bottom. Do this to both sides, then position the valley pan, and seam it.

The bottom of the valley pan is bent around the drip edge or locking strip in the same way as a standard pan — the only difference is that you will have to cut more creatively with the tin snips. The same is also true of how the top of the valley pan ties into the ridges.




Slate & Shingle Lookalikes

Manmade Substitutes for Natural Roofing

by Gordon Bock

Smooth and strong, dark and imposing, slate is the ancient aristocrat of roofing. Simple and common, but ever organic and charming is slate's opposite, wood shingles. Manmade materials have long tried to deliver slate's endurance and wood's rustic good looks in a form that was lighter, cheaper, more regular, or more fireproof. Most never came close — that is, until this century.



Under the moss, it could be 1920s asbestos-cement or concrete that masquerades as wood shingles on this Virginia English Cottage.

Dense and durable, fiber-cement is well-adapted to imitating slate (as well as wood), and has a decades-long track record.

By 1910, new materials and machinery enabled roofing manufacturers to entice the buying public with a wealth of ersatz shingles and slates. For example, the Mohawk Asbestos Slate Company devised cement Rustic Colonial shingles in 1929 for the restoration of Colonial Williamsburg and went on to carry them as a regular line. The intent was never to hoodwink the passerby but merely to marry a mass-produced product with the visual appeal of a natural, traditional roof.

Luckily for old-house owners, the simulated natural roofing industry continues today and seems to be growing. Slate and wood stand-ins can be a practical and fireproof option to the real thing. Furthermore, convincing slate imitations get favorable marks from most preservationists and authorities. In fact, many mock slates and shingles are now historic materials in their own right.

Since today's lookalike roofs are often high-end materials and labor-intensive to install — like the slate and wood they emulate — it pays to shop carefully. For those restorers considering a simulated roof for their old house, we've put together this buyer's guide to help sort one slate from another.

FIBER-CEMENT

FIBER-CEMENT ROOFING MAKES UP PROBABLY THE LARGEST and oldest breed of slate and shingle lookalikes. The basic process — combining portland cement with a fibrous binder, then forming the mix under pressure into hard, dense tiles — dates to the first years of this century. Today's formulations have abandoned the asbestos used in the 1920s and '30s for a non-toxic fiber, usually some form of cellulose, fiberglass, or even high-tech synthetic. Other likely constituents



are silica, sand, perlite and a helping of proprietary ingredients. The result is basically a flat tile that is textured for a natural look, lighter than slate and more fireproof than wood. Besides domestic producers, companies in Belgium and Denmark have been importing fiber-cement roofing to these shores for decades.

Cement sounds ideal for durable roofing, but it has its Achilles heel. If water finds its way to the binding fibers, freezes, then expands, the tiles can delaminate. (Natural slate may “blow apart” too.) Wide temperature swings can also stress the cement/binder matrix. Each manufacturer has their own process (there are no ASTM standards for the industry), so the upshot is some products are suitable for all climates, while others are designed only for “sunbelt” locales.

Other conditions manufacturers must contend with are wind lifting (solved with storm anchors or additional tile thickness) and curling with age. Good underlayment — 30-lb roofing felt at a minimum — is also important. Like natural slate and traditional roof tile, fiber-cement roofing cannot resist driving rain and snow. Some fiber-cement roofing can be cut, punched, and nailed just like traditional slate; other products are predrilled and require special cutting tools or fasteners.

BUYER'S NOTES: • *Compare Dimensions and Coverage* — Tile sizes and installation methods vary widely with fiber-cement roofing and are a major factor in the exposure, coverage, weight, fire rating, and cost of the finished roof. • *Consider the Coloring* — Most manufacturers offer a palette of three or more colors, but some products are sur-



Photo (top) courtesy of Supradur
Photo (bottom) courtesy of Monier

Concrete tile takes well to shaping and is often used to create the relief effects of wood shingles.

face-pigmented (which may wear) while others have color throughout the tile.

CONCRETE

CONCRETE TILES HAVE BEEN AT WORK FOR DECADES TOO. Here, binding fibers are left out — and with them their potential for freeze/thaw — in favor of a cement/aggregate mixture that is extruded through dies at high pressure or hand-molded. Concrete tile is a close cousin to traditional clay tile: thick, with strong contours and shadow lines. The process provides good opportunities for texture (some products are random brushed to mimic the individual characteristics of wood shingles), taper, and naturalistic butt edges.

Concrete also goes up much like clay tile, often using the same lugs or lips at the tile end to suspend them from battens (such as pressure-treated 1 x 2 material) nailed across the roof. Even tiles without lugs use the time-honored batten system because it creates a ventilating/insulating space between tile and deck. Moreover, battens cover a multitude of sins on an old roof by softening — and even improving — the dips and waves of age. Most concrete roof tiles install like clay tile, using pre-

formed holes and cement saws or tile nippers.

BUYER'S NOTES:

☛ *Consider the Coloring* — Early concrete roofs were painted. Today's products offer a broad color range by either mixing pigments in the concrete, or impregnating the color as the tiles come off the production line. Each process has its own points for permanence.

☛ *Watch the Weight* —



Clay tile stands in for slate by using molded surfaces and baked-on colors.

The tradeoff for all concrete's advantages is weight. Often approaching 1000 lbs per square, concrete is one of the heaviest materials and roof framing has to meet the building codes for this structural load.

CLAY

CLAY TILES ARE AN ANCIENT MATERIAL AND HAVE BEEN MADE to ape natural roofing often in the past. In a recent update of this idea, one producer has turned to clay for imitating slate. Changes in the traditional clay tile design have helped with the conceit. Incorporating structural ribs on the underside of the tile reduce weight below that typical of clay and some slate; a flat, rather than lugged, tile shape permits installation right on the roof deck, like slate, or on battens,



Laminated asphalt shingles build up five or more shaped layers at random to simulate the textures and shadows of natural materials.

if preferred. Tile color is fired-on (though not glazed) and is produced in slate tones for a uniform or blended roof.

BUYER'S NOTES:

☛ *Account for Installation* — Though clay slate is predrilled and cuts with a standard diamond tileworkers' wetsaw, the product is new and installers may not have broad experience.


☛ *Adhere to Underlayment Recommendations* — Like most tile roofing, good underlayment — single or double thickness, depending upon pitch — is important.

ASPHALT

A REVOLUTION IN ASPHALT ROOFING BEGAN IN THE LATE 1970s when manufacturers, in an effort to increase the textural quality and shadow lines of a roof, developed the laminated shingle — roof material built-up in stepped layers and staggered tabs to produce a dimensional effect. Throughout the last decade and a half such products have been marketed in many designs and colors, frequently with woodlike tones. In the 1990s this technology has been turned to improving the resemblance to slate by employing new die-cutting, contouring, and shadow enhancing methods. Laminated asphalt shingles install much the same as standard three-tab shingles and, though they weigh more, pose no load concerns for average roofs. Most products come in at least two colors.

BUYER'S NOTES:

☛ *Understand the product* — Laminated shingles contain more material than standard shingles, but it is still the base layers — not the relief-producing tabs — that ultimately protect the roof.

☛ *Account for Installation* — Generally, asphalt slate lookalikes have a random tab placement that permits "racked" installation of whole courses at a time — easier to lay than watching the tab lineup with standard shingles. 

R o o f i n g

A BUYER'S GUIDE FOR SLATE AND WOOD LOOKALIKES

COMPANY	PHONE NUMBER	PRODUCT	MATERIAL	SIMULATES	CLIMATE
ETERNIT INC. Excelsior Industrial Park P.O. Box 679, Dept. OHJ Blandon, PA 19510-0679	(800) 233-3155	Eternit Slates	fiber-cement	slate	all
RE-CON BUILDING PRODUCTS Box 1094, Dept. OHJ Sumas, WA 98295	(800) 347-3373	Quarry Slate Classic Shingle Rustic Shake	fiber-cement	slate wood wood	all
ROOF TILE MANAGMT, INC. 170 Ambassador Drive Unit 1, Dept. OHJ Mississauga, Ont. L5T 2H9	(905) 564-2969	Nature Slates Silcem Slates Jutland Slates	fiber-cement	slate slate slate	all (Canada Only)
SUPRADUR 411 Theodore Fremd Ave., Dept. OHJ Rye, NY 10580	(800) 223-1948	Supra-Slate II Heritage Slate Western Shake	fiber-cement	slate slate wood	all
JAMES HARDIE BUILDING PROD. 10901 Elm Ave., Dept. OHJ Fontana, CA 92335	(800) 942-7343	Hardislate Hardishake	fiber-cement	slate wood	Sunbelt Only
RICHMOND PRECAST CONCRETE P.O. Box 37099, Dept. OHJ Richmond, VA 23234	(800) 275-8262	Hendricks Tile	concrete	slate wood stone	all
MONIER 750 The City Drive South Suite 200, Dept. OHJ Orange, CA 92668	(714) 750 5366	Normandy Slate Split Shake	concrete	slate wood	all
VANDE HEY-RALEIGH 1665 Bohm Dr., Dept. OHJ Little Chute, WI 54140	(800) 236-8453	Modern Slate English Shingle Rough Shake Custom Brushed	concrete	slate slate wood wood	all
CELADON CERAMIC SLATE P.O. Box 309, Dept. OHJ New Lexington, OH 43764-0309	(800) CEL-SLATE	Celadon Ceramic Slate	clay	slate	all
CERTAINTEED CORP. Attn: RPG, Dept. OHJ P.O. Box 860 Valley Forge, PA 19482-0102	(800) 782-8777	Grand Manor Shangle	asphalt	slate	all
ELK CORP. 14643 Dallas P'kway Suite 1000, Dept. OHJ Dallas, TX 75240	(214) 851-0400	Capstone	asphalt	slate	all

WOOD SHINGLE REPORT

HISTORICALLY, THE NATURAL EXTRACTIVES IN CEDAR — chemicals that fight rot and repel bugs — meant untreated wood shingles could survive 60 years on a roof or sidewall. Today, however, roofers tell their clients to expect only 12 to 20 years, depending on the climate, from wood shingles. **BY JOSH GARSKOF**

PROFESSIONAL RESTORERS FROM coast to coast report cases of failure, sometimes in just five to seven years. Called to houses where roofs have sprung a leak, they find buckling, cracking shingles, and decay. (In a few cases we heard about, mushrooms were growing between shingles.) Often, the roof is ruined.

There are a number of reasons why shingles may not be holding up. Tightly sealed, highly insulated attics reduce the wood's ability to breathe. Pollution may also be taking its toll. Yet, there is another explanation. Many wood experts believe that second-growth trees, which succeeded virgin forests, simply do not yield the same quality wood as the old-growth timber we have all but used up. When installed on roofs, the most trying use for wood, the problems become critical.

Others argue that the failures are being caused by improper installation. The debate has wide implications for the future of the wood shingle (some call wood roofs a thing of the past), for the timber industry (which points the finger at logging restrictions), and for the notion of the renewable resource.

"Second growth timber is not as good, that's a fact," says Brian Buchanan, a Texas consultant who tests shingles and shingle treatments, primarily for industry. "We're seeing it in northern white cedar, western red cedar, cypress, and redwood. They have less extractives."

Scientifically speaking, new, field-grown timber may have a number of shortcomings. Second-growth trees often grow faster in open fields than old-growth trees did in dense forests. This can mean lighter wood

as well as larger growth rings, with more springwood (the light-colored bands are less durable). Also, in wide-open environments, trees may be more likely to grow at awkward angles. Their product, called compression wood, is likely to warp.

Yet, the biggest problem, according to specialists, is that the trees are being felled far younger than their predecessors. "Maybe the tree is 50 years old instead of 200. That means it is smaller and has converted less of its diameter into heartwood," explains Professor William Smith, a wood products specialist at the State University of New York in Syracuse. Over time, trees convert rot-prone sapwood into extractive-rich heartwood. Often the new trees do not even have enough heartwood for the width of a shingle, he says.

Second-growth problems are compounded, roofers say, by poor manufacturing and grading standards for shingles. "The quality of the wood has dropped. The quality of the workmanship has dropped and, in some cases, the standards of inspection have dropped," says Nancy Carey, an Oregon restoration shingle manufacturer.

"If you purchase a bundle of No. 1 shingles and look through them, 65 percent probably won't meet grade. You'll find flat grain, exposed defects, and compression wood," says Buchanan.

Most shingle manufacturers have a different explanation for the rash of early failures. They stand by their shingles, second- or virgin-growth. At the same grade, today's shingles are as durable as ever, they say. "Yes, it's harder to get good quality logs, but we sort them out and

keep our standards high. Our shingles are as good as they used to be," says John Dufour, a New Brunswick, Canada, white cedar shingle cutter who exports most of his product to the States. "My grading standards are the same as my father's and my grandfather's," he adds.

"There is a lot of misinformation about cedar not lasting as long as it used to," says Don Meucci, a spokesman for the Cedar Shake and Shingle Bureau, a manufacturers' association based in Washington state. Meucci points to improper installation as the primary cause of early failures. "Roofers are trying to offer a better price," combatting high wood costs by purchasing lower grade materials, or installing shingles at too high of an exposure (the amount of the shingle that is not covered by the next course), he says.

Restoration roofers — the ones trying to identify the cause of early failures to frantic homeowners — acknowledge that poor craftsmanship may be as much to blame for failures as poor wood quality.

"There has been an architectural departure from ventilated installation," says Bob Fulmer, a Maine roofer. "A lot of guys are putting shingles down on solid sheathing. When water gets behind the shingle, it cannot dry out and it rots from the underside." (Shingle roofs need air circulation underneath. On roofs with closed decking, horizontal boards, called battens or strapping, should be laid under each

course.) "Some guys are even stapling them down," he adds.


Experts say that today's homeowner is less likely to get up on the roof to clean it. "People wax their cars, they need to maintain their roofs as well," says Carey. Wood shingle roofs must be kept clean and free of fungus.

So what does the owner of a Shingle Style house do when the roof needs replacing? Everyone OHJ spoke to agreed that, for a price, you can find quality shingles and a

who are frantically trying to develop effective treatments that will make roofs last longer. Rod De Groot, a wood scientist at the U.S. Forest Service's Forest Products Laboratory in Wisconsin, is testing alternative woods and chemical treatments. "We are looking into the treatability of species including western hemlock, pine, red elder, and pacific silver fir," he says. Scientists hope to find fast-growing, easily renewable woods and non-leaching, effective preservatives.

In 1990, pressure-treated red cedar shingles — impregnated with chromated copper arsenate, like the green lumber used for porches — were introduced. The shingles are widely available, and come with a 30-year warranty. They are especially recommended for hot and humid regions of the Southeast.

However, because the pressure-treated shingles are so new, there has not been enough time to test their durability, says Fulmer, who is concerned that the chemicals may leach out, leaving the wood exposed. "Honestly, the pressure-treated roofs I have seen do not look any better after a few years than the untreated roofs," he says. He asserts that regular maintenance and treating with a water-repellant preservative every five years or so is the only way to prolong a wood roof's life.

It appears that the shingle industry has reached a turning point. We'll be watching. 



Although some restorers are worried about the durability of today's wood shingle roofs, others, like the owners of this Cape, are sticking with tradition.


knowledgeable installer. Western red cedar is generally regarded as the best shingle material. It has more extractives and longer durability. However, it can get pricey, especially if you're far from the Pacific coast. Northern white cedar is more accessible in the Northeast and northern Midwest. Cypress is available in the South. These species have a lower extractive content, and their second-growth timber may be more risky up on the roof.


The future of the wood shingle rests in the hands of researchers

BUNGALOW BUILT-INS

By Lynn Elliott

THERE'S HARDLY A BUNGALOW — OR FOURSQUARE OR COLONIAL REVIVAL, FOR THAT MATTER — that doesn't boast a built-in. A built-in is what it looks like: non-detachable furniture or cabinetry fitted specifically for a home. It is an integral part of a room, not an afterthought, and is usually allowed for in architectural plans, much like doors and windows. A quick glance at the floor plans in any early-20th-century planbook, such as Radford's *Artistic Bungalows* or Stickley's *Craftsman Homes*, shows just how prevalent these permanently affixed, "labor-saving" features were. Seats, bookcases, cabinets, and even beds are tucked away in every spare corner. ¶ The built-in craze peaked between 1910 and





1930. Initially custom-made, catalogs, such as the *Universal Design Book No. 25*, were soon published with pages full of stock versions. The stylistic choices ranged from Colonial Revival to Craftsman and Mission. No room was left untouched. Whether you needed a wardrobe for your bedroom or just a spice rack for the kitchen, there was a built-in ready to be installed.

Like kitchen and bath developments at that time, built-ins were caught up in the “sanitary” movement. Since dust couldn’t collect underneath them, built-ins were thought to be the utmost in cleanliness. Even folding beds were considered more sanitary because, when closed, the sheets hung upside down to air.

Floor Plan Reform


THESE USEFUL INTERIOR ADDITIONS REFLECTED A NEW philosophy in architecture toward floor plans. New homes needed to be, as Stickley put it, “live-in-able” — that is, made so convenient that a homeowner could (supposedly) move in with few pieces of furniture. Also, the rooms needed to be more efficient for housewives with few or no servants.

Architects responded by rethinking the flow of floor plans. Living and dining rooms saw the most noticeable changes. Instead of two separate rooms enclosed by walls and door, a “great room” — a central living room linked by an arch to the dining room — was formed. Kitchens were


“This is a rather pronounced example of the craftsman idea of rooms divided only by posts and partitions, which serve as a basis for seats, bookcases, or plain paneling,” comments *The Craftsman* in October 1905.

also reworked: Pantries were rejected in favor of cabinets; alcoves were carved out for informal dining.

It was apparent, however, that the furnishings, — and, indeed, the occupants — could become lost in these gallery-like family rooms. Left untreated, the room size



From The Craftsman, October 1905 (left). Note how the built-in seats bring the whole room into direct relation with the fireplace. Foyers (right) were a favorite spot for built-ins. Here a stock stairway comes with a liftable seat conveniently located next to the phone niche.



As if breakfast nooks weren't compact enough, woodworking companies attached china closets to the benches to increase their usefulness. However, this addition created a disconcerting "bookend" effect.

went against the Craftsman ideal of a comfortable, cozy space. Built-ins counteracted the effect of long, low-ceiling rooms by adding visual interest without impeding the open floor plan. Decoratively, they were also the unifying feature that tied separate rooms, such as living and dining rooms, together.

Built-In To Place

BUILT-INS WERE NOT MEANT TO APPEAR AS FURNITURE, BUT as part of a room. Their permanent, architectural nature required that the design be simple rather than trendy. They were not placed indiscriminately; built-ins needed to be well-designed, well-constructed, and located logically in order to be effective. As one decorator advised, a built-in "will not stand being prettified — give it no lace or ribbons. Its restraint and formality must be preserved. The ideal built-in furniture represents great simplicity and perfect craftsmanship."

As the fervor for built-ins caught on, decorators also began to warn against having too many.

Typical for the period, the c.1920 china cupboards with center sideboard extend the full width of the room in this Portland, Oregon, bungalow.

"Built-in furniture is like cheese. A little of it goes a great way. Too much of it cloy and breeds a distaste." A room filled with a number of built-ins is inflexible and impersonal. Built-ins are meant to support movable furniture, not be substitutes for it.

Built-ins were usually constructed of mahogany, walnut, or oak, and conformed closely in color and finish with the woodwork of the room. When painted, the scheme was light Colonial Revival colors, such as white and grey. The metalwork was not overly decorative. For instance, hinges were either plain brass or wrought-iron strap versions.

In Every Nook and Corner

WHAT BUILT-INS CAN YOU EXPECT TO FIND? WELL, SETTLES and benches with hinged seats for extra storage space are everywhere — under windows, tucked into alcoves, and by stairways. Another favorite was the bookcase, simply made with open shelves. Enclosing bookcases with glass doors was not recommended because it discouraged reading. In the living room, fireplaces were invariably flanked by benches or shelves of bookcases to create a cozy atmosphere. The inglenook, a recess with two opposing seats around a fireplace off of the main room, was a more effective treatment.

Colonnades were often used as a partition between the living and dining rooms because, unlike doors, they didn't create a barrier. Most were Doric-like columns on plain, wood





The great room was meant to be an inviting gathering place for the family. Here an inglenook, set back from the main room, creates a cozy corner around the fireplace.

bases. For practicality's sake, more elaborate designs substituted cabinets with leaded glass doors or fold-out writing desks for the bases. Built-in sideboards and china cabinets continued the woodwork theme into the dining room. These massive pieces can take up an entire wall, and have ample storage space for linens, silver, and china.

The ingenuity of built-ins was at its best in the kitchen. Today's kitchen, with its rationalization of space, owes a debt to the post-Victorian one. Since pantries for storing large quantities of food were no longer needed, the kitchen cabinet became the storage place of choice. (A call to the grocer on the newly invented telephone brought daily supplies.) Originally, the cabinets were placed across one wall near the sink, but not around it. In time, however, the cabinetry encircled the work area.

All spare space was utilized: Ironing boards folded away into the wall, telephones were placed in niches, potatoes hid in tilting bins, and ice was delivered through special doors. The breakfast nook — two seats and a table in an alcove — found its way into one of the corners. All of these changes were part of an effort to save time in the kitchen.

Upstairs, bedrooms bid adieu to armoires and said hello to recessed wardrobes with dressing tables. There were shallow, long closets for small rooms, designs for around win-


Built-in closets don't get much attention nowadays, but the Universal Design Book No. 25 devoted a whole section and numerous designs to these space savers.

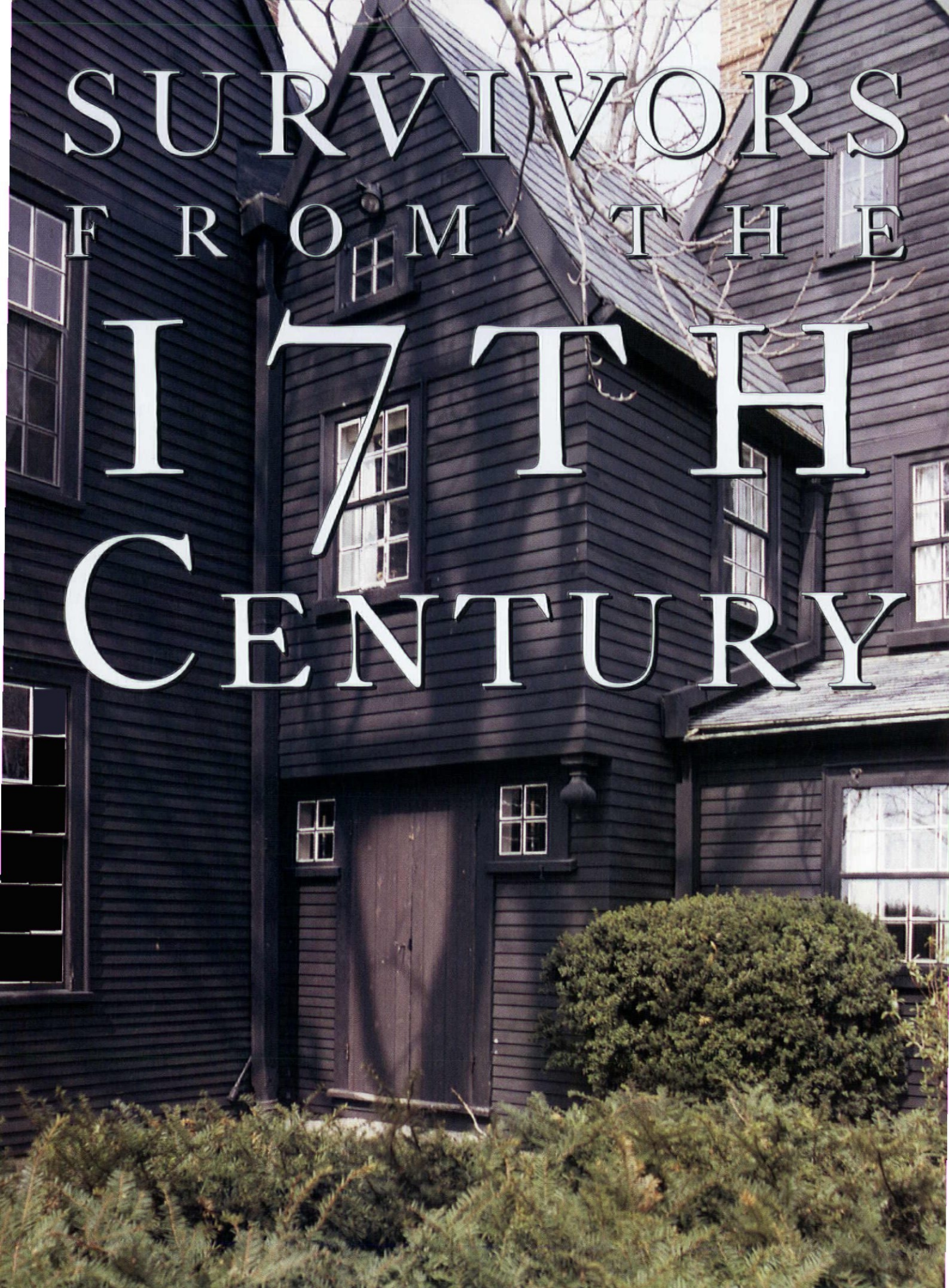
dows, and — for the lady with everything — closets just for hats. Linen closets lined the hallways, and medicine cabinets and cupboards for toiletries hovered around sinks in the bathroom.

Beds, too, were not immune to being built-in. Comedians have made much of the folding or Murphy bed, a favorite of apartment dwellers. Other built-in beds slid into walls under the raised floor of the next room. One novel type rolled the bed out of the house onto a sleeping porch, taking the desire for fresh air to an extreme.

A noted feature in bungalows, the built-in adapted well

to the idea of the "comfortable house." Its craftsmanly construction suited the solid woodwork of bungalow interiors. Its ingenuity lightened housework burdens in a developing modern society. But the built-in was more than a practical addition, as anyone who has curled up on a settle next to a fire will tell, it was also an aesthetic one.





SURVIVORS
FROM THE
17TH
CENTURY



Ah time, ah mystery. To many old-house lovers, the most intriguing chapter in American architectural history is the very first, the one that has left behind the least physical evidence. American buildings surviving from the 17th-century English settlement period are scarce, but there are enough of them still around to bring tantalizing glimpses of how the first European settlers made a lasting place for themselves in the New World. ¶ From 1607 in Virginia and 1620 in Massachusetts, adequate, permanent shelter was an urgent and ongoing concern of the newly arrived colonists. Their first homes were temporary: thatched-over dug-out pits and Indian-style wigwams of wooden palings with rounded roofs made of arched saplings and thatch. Within a few years these were abandoned for “proper” English houses of brick or wood. Why, though, did these English colonists cling to outmoded medieval building traditions when most of continental Europe had been building in the classical Renaissance mode for decades by the time Jamestown and Plymouth were begun?

Above: The 1683 Parson Capen House in Topsfield, Massachusetts, has carved pendants and heavy brackets at gable overhangs and the front door, unusual design elements indicating a prosperous family. Opposite: The Turner House — Nathaniel Hawthorne’s “House of Seven Gables” — constructed beginning in 1670 in Salem, Massachusetts, had eight gables at one time.

A LOOK AT HOUSES OF COLONIAL AMERICA

BY JAMES C. MASSEY AND SHIRLEY MAXWELL



The wood frame portion on the right of the Gilpin House, in Chadd's Ford, Pennsylvania, is from 1698. The larger stone section was added in 1745.

The answer lies partly in the settlers' conservative backgrounds. Compared to the continent, England in that era was not merely an island, but a cultural backwater. The ideas that had reshaped architecture in Italy, France, Germany, Holland, and Sweden moved slowly across the cold waters of the English Channel, and affected only a small number of wealthy landholders when they got to the other side. The earliest houses in New England and the mid-Atlantic states are reminders not just of our own colonial architecture, but of the medieval villages the colonists left behind when they struck out on their journey across a daunting ocean.

Medieval Forms

THE DISTINGUISHING CHARACTERISTICS of the medieval house in both Europe and the United States are a very steep roof, massive chimneys, small casement windows with square or diamond-shaped glass panes, heavy wall construction, and almost no ornamentation except what could be incorporated into the structural elements of the building. Despite the weight and size of their framing systems, these are small buildings, never more than two storeys with garret and basement, and

generally with small rooms and low ceilings.

In both New England and the southern colonies, the standard 17th-century roof line was a steep gable (about a 54-degree slope). It was only late in the century that the gambrel roof, with two slopes on each side of the ridge, came into use. In freestanding American houses, the gables were at the ends of the house. However, some early houses are thought to have had shared side party walls and faced the gables to the street, both as a matter of habit held over from the homeland and to conserve land and energy. While thatched roofs were tried on the earliest houses, they were eventually outlawed. Slate or wood shingles were less fire prone and more permanent.

Wattle-and-daub (stick-and-clay) or wooden chimneys were temporary — and flammable — concessions to the lack of time and skills needed for masonry chimneys. They were soon supplanted by durable chimney stacks of brick or stone. In order to accommodate several flues, these tall, prominent chimneys were often clustered in a T-shape or in groups of two or three set at angles to form a diamond pattern. As a further precaution against fire, the tops of the chimneys were often set back from the body of the house by several inches or more; in some cases, they were nearly

free standing. An inglenook, or *pent* projection, was frequently inserted beside a chimney or between two chimneys; sometimes there were as many as three little pents.



The William Rittenhouse House, 1690, in Philadelphia, retains its original casement windows.

New World Materials

ALTHOUGH THE VERNACULAR BUILDING METHODS AND skills the English colonists brought with them were influential, they did not necessarily rule in America. New England settlers who came from villages of stone cottages, for instance, might have been tempted to put the ubiquitous boulders of their new country to use. However, the scarcity of the high-quality lime needed for masonry, coupled with an abundance of comparatively light and easy-to-work timber, quickly tipped the scales in favor of wood construction.

In Virginia, most of the 17th-century houses still standing are brick — but not because brick was the most common building material. Wood houses were built much more often in this heavily forested region, but have since decayed and fallen victim to the voracious termites that flourish in the Virginia climate. In New England, by contrast, surviving buildings of wood are the rule and always have been, partly because the cold climate helps preserve wood structures and partly because these colonists from southeastern England were most familiar with wood building methods.

Wood construction during this early period meant timber frame, using massive posts and beams hewed by hand with axes and adzes and secured with wooden pegs. The interstices, or spaces between the wooden members, were filled with brick, wattle-and-daub, or even sea grass. A weatherproof finishing coat of hard plaster, or an exterior covering of clapboard or weatherboard, usually protected the filling. In half-timbered buildings the framing was visible on the exterior of the building, while clay or lime plaster covered the infill. Because the bricks were not usually exposed to the weather, they were often the soft, unburned variety.

Small casement windows with square or diamond-shaped leaded panes admitted light and some air — probably not much — to the



Casements contain a single movable section.

interiors of the buildings. Virtually none of the casement windows seen in today's 17th-century houses are original, since casements were rapidly and almost universally replaced when double-hung sash became available early in the 18th century.


Seventeenth-century houses rarely had grand front entrances, although porch extensions added a touch of formality to some cross-plan homes in the southern colonies. Exterior doors were not very tall and were built of wide boards, sometimes two layers thick. In New England, and in smaller southern houses, the front door might open directly into the hall or a small foyer.

Although entire houses were sometimes built all at once, at least by the most prosperous homeowners, it was probably more common to start with just one or two rooms. Often a hall was built first, or the hall and parlor, or perhaps the hall and a second-storey chamber above it. To the 17th-century homeowner, a *hall* was neither a vestibule nor a corridor, but the main living room of the house. If there was no lean-to addition at the rear of the house to hold a separate kitchen, meals were prepared in the hall and cooked in the main fireplace. The *parlor*, then as now, was a more formal room, often referred to as a *best room*, in which important visitors were received. A *porch* was a projecting enclosed and roofed entrance area — essentially a vestibule or foyer — at the front of the house. A *chamber* was a room used primarily for sleeping. A *porch chamber* was a small bedroom located above the entrance vestibule. Additions were made as circumstances dictated. Yet no matter how many rooms were added, the houses seem to have remained rather densely populated, given the tendency toward large and extended families and the addition of more servants as the colonists became more affluent.

This classic saltbox, with its extended rear roof and center chimney, was built in 1686 on the island of Nantucket, Massachusetts.



A typical plank door and stone stoop.





New England Nuances

THE FORMS OF 17TH-CENTURY BUILDINGS VARIED FROM one section of the colonies to another. In New England, the most common house type evolved from a one-room, gable-roofed cottage (a one- or one-and-one-half-storey structure) with the ridge of the roof running parallel to the front of the house. An enormous fireplace was placed in one end wall of the single room. Since the huge chimney could easily accommodate flues for a second or even a third fireplace, a second room was generally built on the other side of the chimney wall, creating a central-chimney house. The two rooms, both served by the same chimney, created the well-known hall-and-parlor configuration. Later, a kitchen might be inserted in a lean-to, a steeply sloped one-story section added at the rear of the house.

The precipitously slanted roof line of the lean-to resulted in the New England house type called a saltbox. The kitchen fireplace was added onto the backside of the central chimney, and a bake oven might be inserted at one side of the back wall of the fireplace. A pantry for food storage was often placed on the colder side of kitchen, while a downstairs sleeping room occupied the warm side.

The distinguishing mark of the 17th-century New England house (and of its English prototype) is the overhang-

The finest surviving 17th century southern house, Bacon's Castle (1655), in Surrey County, Virginia, shows the cross plan design popular in the region.

ing second floor, or *jetty*, that runs across the front of house and sometimes around the ends — but, inexplicably, not across the back of the house. The original purpose of the overhang is lost to history. It may have been designed to provide some protection for the lower walls or perhaps to shelter the entrance. An additional overhang between the second and third floors at the gable end was also common, with the main crosswise *girts* (heavy beams) of the second floor projecting beyond the walls of the house. These beams were often carved into decorative drooping *pendants*, or *pendills*.

Southern Colony Specimens

HOUSES OF THE SOUTHERN COLONIES SHARE MANY CHARACTERISTICS with those in New England, including the steep gable roof. In the south, however, the sharply angled lean-to roof is known as a catslide. Southern houses did not have projecting jetties, but might display a series of molded brick string courses between storeys and above the basement level.

The most distinctively southern form of the 17th-century house is the cross-plan house, in which a projecting one- or two-storey enclosed porch at the front of a two-storey hall-and-parlor house was balanced by a stair tower at the rear center of the house. The combination provided the cross ventilation needed in warm climates and also made room outside of the living area for steep winders or straight stairs to the second floor. The cross-plan house was the largest and most formal 17th-century house type.


Brick was laid in a number of different bonds (patterns), some of them highly decorative. Labor-intensive ornamental efforts were confined to areas where they would have maximum impact — the front wall of the building, along the top edges of the gable walls, or on the tall chimneys. Glazed, dark-hued bricks, treated to a longer or hotter firing than regular brick received, might outline chevron- or diamond-shaped patterns on the walls. *Mousetoothing*, a form of decorative sawtooth brickwork, might march along the gable eaves, and occasionally a corbeled brick corner under the eaves had an effect somewhat similar to that of the carved wooden pendants on New England houses.



The Adam Thoroughgood House, in Virginia Beach, Virginia, was built c. 1640. Note its two massive chimneys: one inside the walls of the house and another, originally for cooking, on the outside.

Few as they are, these architectural relics from America's earliest European settlements are more than enough to send our imaginations spinning into a past that is as hauntingly familiar as our sixth-grade history books — and a lot more substantial.

READING THE OLD HOUSE: 17TH CENTURY



DEMONS



“SO TELL ME,” MY NEW NEIGHBOR asked as we strolled across my property, “did the folks you bought the house from ever get that gas tank out?”

After a couple of seconds, when my heart had resumed beating, I asked as calmly as I could, “Where would that be?”

He walked over to the middle of the perennial garden, spread out his arms, and pirouetted around a few times (pretty gracefully for an old farmer in his winter gear).


“Right about here, I think. Used to have a pipe that stuck up above ground six or so inches. I offered to pull it for them with my backhoe, but they never took me up on it.”

When I had exhausted his tolerance for conversation, my neighbor wandered back to his side of the property line, and I went in to deliver this latest bombshell to my husband, Dave. It didn't take more than the mention of “gas tank” and “front yard” before we slipped into that gentle melancholy known by all old-house owners from time to time. Duped...suckered...naive — call it what you will.

Dave bravely picked up the phone and called those nice people who had sold us our old house and farm only seven months earlier. It turned out, yes, they had had estimates to take the tank out, but decided it was too ex-

pensive. Instead, they cut off the pipe and tried to grow a lawn over it.

Armed with our new knowledge, Dave and I tried to get a handle on the situation. Exhuming the tank wasn't exactly an inexpensive or risk-free proposition. However, ignoring it would leave us vulnerable to a number of big problems down the road, such as lawsuits from neighbors or our town if the tank contaminated their wells (not to mention the safety of our well). We also live within spitting distance of a reservoir that serves five towns. If left unchecked, our tank could wreak havoc on thousands. While some home-



A Buried Gas Tank Causes an Old-House Living Dilemma

BY SUSAN
WARNER SMITH

FROM THE DEEP

owners would have immediately called in a flock of lawyers, we considered that move a last resort.

Warning Signs and Smoke Signals

THE MOST IMPORTANT ADVICE FOR dealing with buried gas tanks is also the simplest: be endlessly suspicious. Long before you fall in love with the house, look for signs that hazardous waste might be lurking on your property. For instance, my husband and I had found an antique gas pump under some dead weeds by the silo, but considered it one more oddity among the many scattered around the farm. (The farm once belonged to some inveterate pack rats.)

When it comes to gas tanks, Jeff Shaw of the Environmental Engineering Lab at the University of New Hampshire recommends looking for pipes sticking up out of the ground or a cement cover like the ones at gas stations. If you check with your state, Shaw says, they will undoubtedly have a

Once the tank was completely removed, the contractor continued to dig until he could no longer smell gasoline.



Love at first sight: It took only two hours for Dave and I (left) to decide to buy the c. 1750 Colonial house (above).

record of any registered tanks and their locations. Unfortunately, not all tanks are registered or come so neatly marked — especially if you're buying an old house on a hundred acres. If a visual inspection, your house inspector, and the state turn up no signs of hazardous waste, then do what we didn't. Have a lawyer look over the purchase and sales agreement, and put in a clause for notification of possible hazardous waste on the property. With old houses, infatuation is an implacable force. Try to resist it and arm yourself with a good hazardous waste clause. Even if the seller won't fess up about the Chernobyl in his backyard, you'll be warning him that a scourge of legal scorpions may appear on his next doorstep.

The Morning After

IF, HOWEVER, YOU DISCOVER A BURIED gas tank in the yard, take heart. There are ways to exorcize that demon from the deep. First, I recommend calling

your state water board or local Environmental Protection Agency (EPA) office. They're bound to have all kinds of statutes, regulations, and recommendations to heap on your withered soul. Hang on the line long enough and they'll even explain what all those sections and codes mean. Call the water folks first because they can tell you about funds set up for remediation of fuel tanks — that is, to help pay if you have a real mess in your yard. Also, unlike contractors, the government officials have a personal stake in your being well informed. They don't want contaminated groundwater either. They might also supply you with a list of possible contractors.

In 1984, Congress added Subtitle I to the Resource Conservation and Recovery Act, developing regulations to protect human health and the environment from leaking underground storage tanks. According to Larisa Williams, a hydrologist with the New York City branch of the

EPA, "current federal guidelines on underground tanks state that by December 1998 all underground storage tanks must meet federal guidelines for corrosion protection and spill prevention." As these are extremely difficult to meet without tank removal, Williams's advice is "yank 'em."

Williams also notes, "in many states, regulations may be more stringent" than the federal guidelines. In New Hampshire, all steel systems without corrosion protection must be permanently closed by age 25 or, if the age is unknown, by October 1, 1995 (Env-Ws 411). Check your state requirements to see if they are as rigid. If you have a spill or are found to be out of compliance after the due date, both your state and the EPA can become nasty and fine you.

The Cost of a Clean Hole

ONCE ARMED WITH YOUR state's regulations, you'll need to find a good tank removal contractor (not your neighbor and his backhoe). You want someone experienced, reliable, and only moderately compulsive. Some contractors say they "will dig until it's clean." This means if you have a leak, and you're paying \$300 a barrel to have contaminated dirt treated, they'll dig to China before they're convinced they've dug clean. Of course, if you have a really bad spill, they may have to dig that far anyway. Part of hiring the contractor is comparing bids for such things as cost-per-gallon to treat any liquid in the tank; cost-per-barrel for treating any dirt beneath the tank that's contaminated; how much to clean out the actual tank; and how much to dig it up and haul it away. You'll also want to compare their charges for a field test, which can roughly gauge how much contamination you may have in parts per million (ppm), and the more sophisticated lab tests that are analyzed

at an independent, state-approved lab.

The other part of hiring the contractor is instinct. One contractor sent his bid in a four-color package complete with résumés of everyone in the entire company; that much overkill made me nervous. He also tried to convince me that our tank was too small to be covered by state regulations, which proved untrue after a quick call to the state. (The federal guidelines clearly declare that any tank holding more than 110 gallons of gasoline or 1,100 gallons of home heating fuel must be under compliance.) That was enough doubt for me.



With a borrowed bobcat earth-mover, Dave fills in the now-clean tank site.

The Operation Begins

ONCE YOU'VE SETTLED ON A CONTRACTOR and a price, you must notify your state regulatory authority at least 30 days before removing (known as closing out) your tank. You may also want to arrange the big dig for a time when you can personally show the contractor the location of the tank and any power lines or pipes. A "Dig Safe" approval from the local utilities is a must before ground is broken. After the top of the tank is revealed, the contractor will probably eyeball it for any apparent leaks, openings, or cracks. He will also make an informal analysis of any liquid that appears. Then the tank

will be opened and any liquid inside pumped out into special barrels for the transport of hazardous waste. The contractor will continue digging until the tank can be lifted free from the ground and placed where a state inspector can easily check it for leaks or holes. Once the tank is out of the ground, the contractor will make a field inspection of the hole, take soil samples, and fill it in after the state inspector gives the approval.

Because there were a lot of unknowns with our tank, Dave and I both decided to stick around and basically bite our nails. Our tank turned

out to be, as the contractor put it, "a weirdo" — a 550-gallon gas tank and not the 1,000-gallon size most commonly used. It was also buried in a maze of iron fence posts, or as one guy with a detector told me, "Lady, your yard is full of metal." The tank had an unmistakable hole where the outlet pipe had been and liquid seeping around its edges that smelled faintly of gasoline. After three hours, the contractor pumped more than 500 gallons of water

mixed with gas from the tank. Because the soil immediately under the tank had been exposed to the overflowing liquid, he dug until he could no longer smell gas. Using his field analyzer, he found 10 ppm at one end of the hole and 30 ppm at the other. Only a ballpark figure, he said, that could mean nothing when the soil was actually tested. He then took two small soil samples to send to an independent lab. Together we waited for the state inspector. The official noted no obvious leaks or holes in the tank and detected only the faintest trace of gasoline smell in the excavated soil, which he attributed to any number of compounds. Since no "obvious contamination" was present, the hole was filled.

If it had been present, they would have continued to dig until the ground was clean. The same is true of the test



Left: With the state inspector's approval, the tank is carted away. Below: Removing the tank brought us peace of mind. Now Kentucky bluegrass and wildflowers commemorate the spot.

results: If they came back with so much as 1 ppm, any contaminated soil would have to be excavated and treated. Occasionally, gas contamination can seep into the groundwater, which can lie either a few feet or hundreds of feet below ground. This kind of contamination can be expensive and difficult to treat. After our contractor checked the ground below our tank, he quipped, "I hope you folks have yourselves a good lawyer" — words you never want to hear. Most tank removals, though, will be straightforward and relatively easy. If you have a dry tank and clean soil, it can cost under \$2,000 to remove or less if you excavate and close the site your-

self. Liquid disposal can cost upwards of a dollar per gallon to treat; soil is \$300 or more per 55-gallon barrel. A lot will depend on the region where you live and the competition among contractors for your job.

The Bureaucratic Maze

ONCE THE TANK IS GONE, YOU enter the forms and reports phase. Depending on where the contractors sent the liquid or soil from your site, you'll become a known "generator of hazardous waste" in a number of states. You'll also receive a clo-



sure report form from your contractor that tells all to the state.

The trying part of the whole ordeal is waiting for the soil test results. Two months later, we received an elaborate set of lab results. We could decipher only one important detail — a string of zeroes that indicated no detectable traces of gasoline or other hazardous material in the soil samples. Almost a year after the tank was removed came an official notice from the state closing our tank — "until further notice." (Keep records of the results for at least three years.)

Dave and I whooped it up a bit and planted Kentucky bluegrass where the gas tank once lived. As with many old-house owners, we had braved the question of "should I or shouldn't I" in the matter of our fuel tank. The decision to face the expense was worthwhile. We can walk lightly upon the ground again, knowing no demons leaking gasoline lurk below. 🏡

WHERE TO GO FOR MORE INFORMATION

Below is a brief sampling of texts and videotapes on underground storage tanks. For additional information, check with your state.

TECHNICAL REQUIREMENTS

"Musts for USTs" — a summary of the regulations for underground storage tank systems. Superintendent of Documents, U.S. Government Printing Office, Washington, D.C. 20402; (202)-783-3238. Brochure, \$2.50; STOCK NO. 055-000-00294-1.

CLOSURE

"Tank Closure Without Tears: An Inspector's Safety Guide." To buy a copy, contact New England Interstate Water

Pollution Control Commission, Attn: VIDEOS, 85 Merrimac Street, Boston, MA 02114. Video, \$20 ppd.; companion booklet, \$5 ppd. To borrow, contact New England Regional Wastewater Institute, 2 Fort Road, South Portland, ME 04106. Video and booklet, \$5 ppd.

"What Do We Have Here?: A Guide to Site Assessment at Closure." New England Interstate Water Pollution Control Commission (see address above). Video \$40 ppd.; companion booklet \$5 ppd.

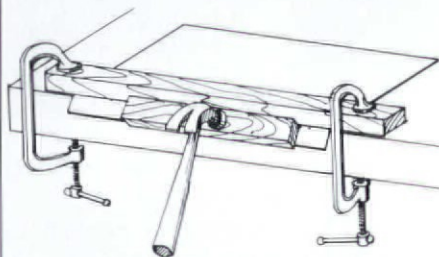
Restorer's

N O T E B O O K

Quick Flashing

RECENTLY, I HAD TO REPLACE THE step flashing around my chimney. That meant making 90 degree bends in sheet metal. I do not own a bending brake or any professional metal bending tools, but a roofer friend suggested a simple method. I set up the metal with the bend line along the edge of my shop table (any sturdy surface with a sharp corner will do) and I held it fast with a piece of 2x4 and two C-clamps. Then I hammered the overhanging edge down using a 2x4 block. It gave me accurate bends.

— STACEY ROBINSON
Fargo, N. Dak.



The edge of an old door makes a good spot for bending flashing.

Stain-less Textiles

IF YOUR FABRIC-COVERED FURNITURE, carpets, tablecloths, or other textiles suffer from coffee or tea stains, try soaking them with a solution of distilled water and sodium perborate (be sure it's $\text{Na BO}_2 \text{ H}_2\text{O}_2 \cdot 3\text{H}_2\text{O}$). Use two teaspoons of the powder for two cups of distilled water. There should be residue on the bottom of the mixing dish; this way you know you have a saturated solution. Use only a glass or ceramic bowl. Apply the solution with clean cotton swabs and wear rubber gloves. Don't breathe the powder or solution! After soaking the affected area, expose it to direct sun-

light. Repeat a few times if necessary. Dispose of the remaining solution in the toilet.

You can buy sodium perborate from City Chemicals (800-248-2436), Spectrum Chemicals (800-772-8786), or Fluka (800-358-5287). You'll have to buy at least a pound, so consider it a lifetime supply, or give ounces to friends with these instructions.

—SHELLEY FORZLEY
New York, N.Y.

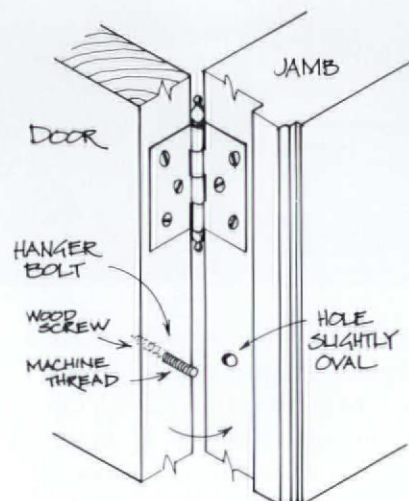
First Impressions

FINDING NEW HARDWARE TO FIT old light fixtures, cabinetry, or plumbing is always a hassle. Few hardware store owners are psychic. Trying to remember and describe the exact shape and size you are looking for can be exasperating. It is always best to take the original item to the store. The next best thing is to make an impression of an existing piece, or of the fitting where it will attach. Press the object into wax, clay, or even soap. Bringing a record of your detail to your architectural salvage store or reproduction company will save you a lot of time.

— HARRY & DENISE BRODERICK
Sparta, N.J

Homemade Hinge Security

AFTER A RECENT BREAK-IN AT MY old house, I was prompted to improve the security of several doors. In one case the door swings so that the hinge pins are on the outside and pulling them would have been an easy way to get around the lock. You can buy security hinges that have locking tabs to prevent the leaves from sliding apart; you can also buy



The bolt slides into the door and prevents opening it by pulling the pins.


screw-in tabs that add this feature to existing hinges. It's even simpler, though, to make your own. Take two hanger bolts ($\frac{1}{4}'' \times 2 \frac{1}{4}''$ or thereabouts) and screw them into the door edge near the top and bottom hinges. Leave about $\frac{3}{4}''$ exposed. Next, locate the same position on the door jamb and bore holes for the bolts. Last, test the door and adjust the bolt depths so the bolts will swing into the holes neatly as the doors close. (You may have to ovalize the holes slightly.) This trick takes away one of the simplest entrance points for a burglar.

— M. HERNANDEZ
Albuquerque, N. Mex.


SHARE YOUR SOLUTIONS!

We'll pay \$25 for any hints or shortcuts that might help other old-house owners. Send them to Notebook Editor, The Old-House Journal, Two Main Street, Gloucester, MA 01930.


ROOFS DON'T HAVE TO BE PLAIN.



TAPERED BARREL CLAY TILE, ORNAMENTAL LEAD WORK
Miami, Florida






STEAM BENT CEDAR SHINGLE
Izu, Japan



STANDING SEAM COPPER,
CYPRESS SHINGLE TOWER
Charleston, S.C.


SHEET METAL CORNICE
Charleston, SC



WHEAT REED THATCH
North Central Florida



SLATE AND ORNAMENTAL LEAD COATED COPPER WORK
Coastal New Jersey



Premium roofing materials alone will not make your roof beautiful. You need a craftsman — or even more — an artisan, who can take those materials and transform them into an extraordinary rooftop creation. ♣ Slabs of stone, pieces of wood, sheets of copper, or even piles of straw become mediums of artistic expression in the hands of the C & H Roofing Professionals.

From national historic properties to some of America's most outstanding private homes, the C & H Roofing Professionals have delivered the crowning touch.

So set your sights a little higher. Elevate your roof to new heights. Call the C & H Roofing Professionals today.

Color Brochures and International References Available Upon Request.

*Design * Specifications * **MORE THAN JUST ANOTHER ROOFER™** * Consultation * Installations *



P.O. Box 2105
Lake City, FL 32056-2105

Corporate Headquarters
P.O. Box 2105
Lake City, Florida 32056
(800) 327-8115
Fax (904) 755-2353

RESTORATION

Nice Light

LONG AN ARCHITECTURAL salvage source, Omega Too has developed a line of reproduction lighting fixtures inspired by turn-of-the-century electric lights. Because restorers often want multiple fixtures, they have begun making authentic copies. They are handcrafted in solid brass and can be purchased with 10 different chemical pati-

The Northern Refrigerator Company's ice box can be ordered with or without a freezer.



This wall sconce, by Omega Too, is based loosely on an 1885 original.

nas and 18 lamp shade choices. The sconce assembly shown costs \$145. Omega Too, 2204 San Pablo Avenue, Dept. OHJ, Berkeley, CA 94702; (510) 843-3636.

Ice Box

NO NEED FOR ICE DELIVERY with this reproduction ice box — it's really a frostless refrigerator. If you're aiming for an authentic early American kitchen, this might be the answer. The solid oak cabinet has brass hardware and a stainless steel interior. The unit costs \$4,025. Northern Refrigerator Company, Inc., P.O. Box 204, Dept. OHJ, Paris, MI 49338; (616) 796-8007.



Hand-Hewn Timber

LOOKING FOR AUTHENTIC hand-hewn accent woodwork for your Tudor Revival or Spanish Colonial house? Palmer Creek's hand-hewn beams and decorative pieces are authentically finished using the axe, adze, drawknife, chisel and hand saw. Larry W. McCanse produces both finish work, like mantels and railings, and structural elements, such as beams, collar ties, and roof trusses. Palmer Creek Hand-Hewn Wood Products, P.O. Box 3313, Dept. OHJ, Santa Rosa, CA 95402; (707) 578-0870.

Iron Hinge

GRANTCO IS OFFERING a new reproduction hinge that is just right for many wood outer doors. Made of cast iron, the hinges come in only one style — a very authentic look for a 19th-century screen door. The hinges are spring-


The reproduction screen door hinge is flush mounted.



loaded to make the door self-closing, yet include a hold-open feature. A pair costs \$35. Grantco, Box 893, Dept. OHJ, New Hamburg, Ontario, Canada, NoB 2Go; (519) 662-3892.

Colored Caulk

WHITE KITCHEN AND bathroom caulk can look odd when used with old grout or around colorful tiles and fixtures. Classic Colors by Poly-seamseal is available in 20 colors,




PRODUCTS *by Josh Garskof*



modular panelling system that is a snap to install and comes in traditional-looking patterns. Simply cut the horizontal pieces to size, screw them in, and slide the vertical pieces in place. Decorative moulding covers the screw heads. The cost for the red oak system shown for a 15' x 20' room is about \$2,360. The James Wood Company, P.O. Box 3547, Dept. OHJ, Williamsport, PA 17701; (717) 326-3662.

replacement pieces can be difficult because through its 40 plus years in operation, the company made many different styles of cabinet and hardware. Paxton Hard-



Reproduction Hoosier cabinet hardware is available in a number of styles.

Hoosier Hardware

IS THERE A LATCH OR hinge missing from your Hoosier kitchen cabinet? Finding matching

ware has reproduced some of the most popular designs. Shown here are the Hoosier "H" latch (\$8.58), the bin pull (\$3.78), and a hinge (\$6.37 per pair). To order the hardware shown or receive more information, contact Paxton Hardware, P.O. Box 256, Dept. OHJ, Upper Falls, MD 21156; (410) 592-8505.

from green and red to off-white and tan. The acrylic caulk contains a mildewcide and is water resistant. Each 6-oz. tube costs \$5.18. Available at home centers nationwide or contact Darworth Company, P.O. Box 639, Dept. OHJ, Simsbury, CT 06070; (800) 624-7767 for a local distributor.


Palmer Creek offers custom hand-hewn trusses, beams, and trimwork.



Above: SelecTrim wainscotting is available in maple, red oak, or primed fiberboard. Below: Match the colored tiles in your 1920s bathroom with colored caulk.

Wainscot Kit

KNOCK-DOWN WAINSCOTTING became a common way to finish a room by the mid-19th century. SelecTrim is a new



Summer Louvers

PROPER VENTILATION is key for long-lasting roofing and siding. The Midget Louver Company offers the original snap-in louver. Just drill a hole and push a louver in. Tiny "swedge fasteners" grip the sides and keep the unit firmly anchored. The aluminum louvers have screens in them to keep bugs out and come in

Handmade skirt, globes, and scrollwork are assembled on this finial.



Above: Midget Louvers are stamped out of sheet metal. Below: This hammer has a built-in shock absorber.

plain aluminum, anodized, chrome covered, and white finishes in 1" to 6" diameters. They cost from \$6.50 to \$58 per dozen. Midget Louver Company, 800 Main Avenue, Dept. OHJ, Norwalk, CT 06851; (203) 866-2342.

Copper Topper

WHEN THE NEW SLATE roof on your Gothic Revival is complete, add the perfect finishing touch, a copper finial. Fischer Artworks offers numerous styles and will build to the specifications of your roof. Some are reproductions, others are new designs inspired by the originals. The finial shown is 48" from the top of the skirt to the tip. Their finials are all copper, except for the cast-bronze top. The design shown costs \$395. Fischer Artworks, 6530 S. Windermere Street, Dept. OHJ, Littleton, CO 80120; (303) 798-4841.



Gentle Hammer

BY THE END OF A DAY of nailing clapboard siding, your hands and arms can really ache. This innovative new hammer incorporates the strength and durability of a steel shank, with a hickory and rub-

ber "shock block," a new invention that actually absorbs some of the stress of each blow. Look for the Vaughn Steel Eagle at your hardware store or call (800) 435-6000 for a local supplier.

Shingle Shield

EVER NOTICE THAT shingle roofs tend to look better around the flashing? That's because copper and galvanized steel leach onto the shingles, protecting them from fungal growth. With Chicago Metallic Corp.'s Shingle Shield, when it rains, microscopic amounts of zinc oxidize automatically bathe your roof with fungicidal effect. The strips cost less than \$1 per foot. Call (800) 638-5192 for a dealer near you.



Install the Shingle Shield under a course of shingles on each side of the ridge.

"Elevette" Practical Luxury.




More and more homeowners are discovering the practical luxury of "Elevette," the custom-built residential elevator. It's the perfect solution for those who shouldn't climb stairs. It's the ultimate in convenience. And it's tax-deductible when recommended by a doctor.

For more information on the "Elevette," write:

INCLINATOR
COMPANY OF AMERICA

Dept. 21
P.O. Box 1557
Harrisburg, PA 17105-1557

We Fool The Rain!



Proudly serving the midwest since 1895.

We are specialists in all types of custom roofing and sheet metal work. Craftsmen in slate and tile roofs and architectural sheet metal roofing.

**SOUTH
SIDE**

ROOFING and
SHEET METAL
COMPANY

290 Hanley Industrial Court
Saint Louis, Missouri 63144
Phone: (314) 968-4800
Fax: (314) 968-4804

Ole Fashion Things

Plumbing Supply



10-20%
Off

Bath-Shower Enclosure
Clawfoot Bathtubs • Plumbing Hardware
The Unusual in Plumbing Fixtures

Showroom Hours: Tues.-Sat. 10 a.m.-6 p.m.
402 S.W. Evangeline Hwy. Lafayette, Louisiana 70501

Color Catalog: \$5.00
For Info: 1•318•234•4800
To Order: 1•800•BATH WORLD

Creative



Woodworking

LTD.

Architectural Woodworking

Custom-made
Doors • Windows • Cabinetry
Flooring • Paneling • Built-Ins

Radius Mouldings
Reproduction of original architectural details

Fine Hardwoods • Softwoods

26 Friendship Street

Westerly, RI 02891

401-596-4463

FAX 401-596-3418



HOW TO ORDER OUR PLANS

Mail-order plans have a long history in shaping the residential architecture of the country. Of the thousands of house plans available today, few exhibit good design and a grasp of historical proportion and detail. So, in response to requests from OHJ readers, the editors have "done the homework": We've hand-picked plans. In each issue, we offer the most attractive, authentic, and buildable of the historical designs, from all periods of American architectural history. Let us know what plans you're looking for.

You can order actual blueprints for all the houses featured. These plans are designed to conform to national building-code standards. However, the requirements of your site and local building codes mean you'll probably need the assistance of a professional designer (your builder may qualify) or an architect.

For the houses shown in this issue, blueprints include:

- Foundation plan for basement or crawl space. (Crawl space plans can easily be adapted for full basements by your builder.)
- Detailed floor plans showing dimensions for framing. Some may also have detailed layouts and show the location of electrical and plumbing components.
- Interior elevations are included in some plans, showing interior views of kitchen, bath, fireplace, built-ins, and cabinet designs.
- Building cross sections:

cornice, fireplace, and cabinet sections when needed to help your builder understand major interior details.

- Framing diagrams that show layouts of framing pieces and their locations for roof, first, and second floors.
- Energy-saving specs, where noteworthy, are included, such as vapor barriers, insulated sheathing, caulking and foam-sealant areas, batt insulation, and attic exhaust ventilators.

Why order multiple sets? If you're serious about building, you'll need a set

each for the general contractor, mortgage lender, electrician, plumber, heating/ventilating contractor, building permit department, other township use or interior designer, and one for yourself. Ordering the 8-set plan saves money and additional shipping charges.

Other notes: (1) Plans are copyrighted, and they are printed for you when you order. Therefore, they are not refundable. If you would like information on ordering more than 8 sets of the same plan, please call our Customer

Service Department at (508) 281-8803. (2) Mirror-reverse plans are useful when the house would fit the site better "floppeed." For this you need one set of mirror-reverse plans for the contractor; but because the reverse plans have backwards lettering and dimensions, all other sets should be ordered right-reading. (3) Heating and air-conditioning layouts are not included. You need a local mechanical contractor to size and locate the proper unit for your specific conditions of climate and site.

MAIL TO: OHJ House Plan Service, 2 Main Street, Gloucester, MA 01930

Or call (508) 281-8803 to charge your order.

Please send the following:

PLAN NAME _____ PLAN # _____ - _____ - _____

#1 ONE COMPLETE SET OF WORKING DRAWINGS\$ _____

#2 FIVE-SET PACKAGE\$ _____

#3 EIGHT-SET PACKAGE\$ _____

#4 PLEASE INCLUDE 1 ADDITIONAL SET OF MIRROR REVERSE @ \$25\$ _____

ADD POSTAGE & HANDLING\$ 7.50

TOTAL\$ _____

SEND TO _____ CHECK ENCLOSED CHARGE TO: VISA MC

STREET _____ CARD # _____ EXP. DATE _____

CITY _____ SIGNATURE OF CARDHOLDER _____

STATE _____ ZIP _____ DAYTIME PHONE # _____

Please allow 3 weeks for delivery.

PRICES GOOD THROUGH SEPTEMBER 1995

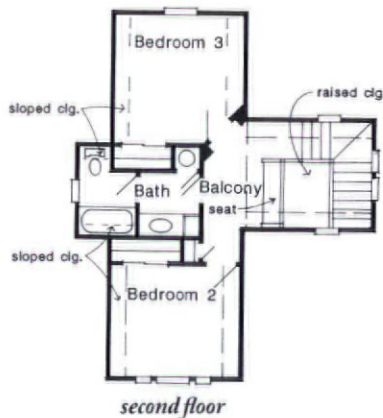
SO94

CENTURY'S END COTTAGE



LIKE MANY HOMES AT THE TURN OF THE CENTURY, the architecture of this Century's End Cottage draws on a number of influences. Its cross-gabled form with a wraparound verandah is pure Queen Anne. However, the Palladian window, classic porch columns, and shingle siding are Colonial Revival


and Shingle Style accents. Inside, a dramatic two-storey foyer and staircase opens into a generously sized living room with a wood-burning stove. Sliding French doors in the dining room offer access to the screened back porch and verandah. This compact floor plan also includes three bedrooms and two full baths.



Plan LG-II-VI

Cost	\$170
Set of 5	\$230
Set of 8	\$270
Bedrooms	3
Bathrooms	2
Square Footage	1,442'
First Floor	978'
Second Floor	464'
Ceiling Height	
First Floor	9'
Second Floor	10'
Overall Dimensions	
Width	35' 4"
Depth	44' 8"

GOTHIC CARRIAGE HOUSE




BETWEEN 1830 AND 1870, THE PUBLIC SNAPPED UP VOLUMES of detailed plans for Gothic-style houses. Board-and-batten siding, decorative bargeboards, and gable pendants — hallmarks of the style — are featured on this Gothic Carriage House. On the first floor, double doors open into a spacious carriage room, flanked by a workshop and gardening storage. The rear stairway leads to a second-storey loft that is roomy enough to be an office or guest house.

Plan SP-or-GA

Cost	\$75
Square Footage	1,431'
First Floor	938'
Second Floor	493'
Ceiling Height	
First Floor	10'
Second Floor	10'
Overall Dimensions	
Width	46'
Depth	30'

CLASSIC FARM SHED

FOR THE SERIOUS gardener, this farm shed offers storage space for sprayers, fertilizers, and other landscaping tools and equipment. There's also work space for potting and maintaining equipment.



Plan CD-19-GA


Cost	\$25
Square Footage	162'
Height (to ridge)	12' 8"
Overall Dimensions	
Width	18'
Depth	9'

**DANGER
ZONE
FALLING
ICE**

DON'T POST THE PROBLEM, FIX IT!

The Sentry Snowguard is your protection against falling snow and ice. Safeguard your standing seam roof without adhesives or penetrating the seam! Add one of our adapter brackets, and the Sentry Snowguard will protect slate, tile, or any roof system.

The secret that makes our Snowguard like no other is a unique fastening system that will actually tighten under heavier loads. The more weight applied to the Snowguard, the harder it works! Snow Management Systems offers the most complete range of Snowguards on the market to compliment architectural styles from historical to contemporary. Call or send for your FREE information kit, or ask about a custom job:



Left to Right: Bronze Anodized Sentry Snowguard, Standard Sentry Snowguard (back), Economy One Pipe Sentry Snowguard, Traditional Style Sentry Snowguard.


Snow Management Systems

P.O. Box 1505

Stowe, Vermont 05672

PHONE: 802.888.7200 FAX: 802.888.7021

Superb grace of design.



Send \$5 for our full color catalog.
(catalog fee refundable with order)

251 s. pennsylvania avenue
po box 469, centre hall, pa 16828
814-364-9577

*Victorian
Lighting
Works*



A Cheerful Fire & A Warm Home...



There is almost nothing as delightful as a crackling fire, or as comfortable as the soothing warmth of soapstone. Soapstone is nature's most beautiful, durable, and efficient stove material. It absorbs twice as much heat as metal, and radiates steady warmth, even after the fire has died.

Woodstock Soapstone Stoves offer both traditional and contemporary styling, and the latest in clean-burning technology. An internal catalytic combustor boosts heat output and virtually eliminates pollution.

Our financing plan makes it easy to own a soapstone stove at low monthly terms.

Send for free catalog, or call 800-866-4344 for free catalog & video.

As low as
\$52.50
per mo.

FREE COLOR CATALOG

Name _____
Address _____
City/State/Zip _____
Phone (daytime) (____) _____
Phone (evening) (____) _____


Woodstock Soapstone Co., Inc.
66 Airpark Rd., Dept. 329, W. Lebanon, NH 03784

Free Video offer with phone inquiries only!

FREE CATALOG & VIDEO 1-800-866-4344

FASTEST SERVICE!

Authenticity, Craftsmanship, and the beauty of natural wood



- Design services & consultation
- Embossed wood mouldings — straight or curved
- Available in all species of wood
- Custom designed & crafted interiors
- Doors • Mantels • Gun cases
- Raised paneling • Circular stairs
- Custom cabinetry • Entryways
- Supervision from design to installation

CATALOG AVAILABLE — \$5



AMERICAN CUSTOM MILLWORK, INC.

3904 NEWTON ROAD • P.O. Box 3608
ALBANY, GA 31706
(912) 888-3303 • (912) 888-6848 • FAX (912) 888-9245
U.S.A — WORLDWIDE

Corrosion Resistant Screws



Call or Write for FREE Catalog!

- Square Drive Virtually Eliminates Bit Slippage
- Deep Thread for Super Holding Power
- Available in Stainless Steel or Economical "No-Co-Rode"
- Ideal for Fencing, Decks, Docks, Outdoor Furniture, Etc.
- From the Leader in Square Drive Screws
- Made in USA or Canada

See Fencing Article in this Issue!

McFEELY'S

P.O. Box 3 • Dept 3-GD
Lynchburg • VA • 24505

Order Toll Free
1-800-443-7937
or FAX
(804) 847-7136



Traditional Roofs with Old-Fashioned Quality!*

REPAIRS • RENOVATIONS • ADDITIONS • NEW CONSTRUCTION
for historic restorations, commercial
construction and residential property

Your roof can now be constructed, renovated or repaired with environmentally-friendly asbestos-free fiber-cement roof shingles - virtually identical in dimension, grain and color of former asbestos styles - as well as two exciting slate substitutes!

Supradur®

- SUPRA-SLATE II
- HERITAGE SLATE
- AMERICAN TRADITIONAL
- HEXAGONAL
- DUTCH LAP
- TWIN LAP

*Made in the U.S.A.

SUPRADUR MANUFACTURING CORP. P.O. Box 908, Rye, NY 10580
Call (800) 223-1948 • in New York (914) 967-8230

Moving Sale



ANTIQUe PLUMBING AND LIGHTING SUPPLIES FOR THE ENTIRE HOME

Mac The Antique Plumber carries the best and largest selection of antique plumbing supplies in the world . . . and other places too! Our NEW (1992/1993) catalog features 70 pages of plumbing supplies including leg tubs, shower enclosures, high and low tank toilets (including our new pillbox toilet), pedestal sinks, and a variety of bathroom parts and accessories; 13 pages of lighting fixtures and shades; and 14 pages of house hardware. In all, 2,000 different products are featured in our 96-page full-color catalog.

Forget the rest, we're the best

We will match or beat any advertised price, guaranteed

MACTM ANTIQUE PLUMBER[®]

OUR NEW HOME:
6325 Elvas Ave., Dept. OHJ-1094
Sacramento, CA 95819 800-916-BATH (2284)
916-454-4507 (CA) 916-454-4150 FAX
Catalog \$6.00 (Refundable on first order)



Classic Hardwood
Reproductions of **BORDERS**
and Full Room
PATTERNED FLOORING
Circa 1880-1920

Geometric & Laser-cut
MEDALLIONS

Call or write for free literature
and local distributor

**HISTORIC FLOORS
OF OSHKOSH, INC.**

P.O. Box 572
Oshkosh, WI 54902
(414) 233-5066
FAX (414) 233-7644



Erie Landmark Company Plaques

- ❖ Custom lettered bronze markers ❖ For indoor-outdoor use ❖
- ❖ National Register Plaques.....starting from \$35.00
- ❖ Custom wording.....starting from \$95.00
- ❖ All sizes, from Medallions to Roadside Markers ❖ Metal Photo Images ❖
- ❖ Graphics and Logos Reproduced ❖ Time Capsules ❖ Discounts to Historical Societies ❖

Call or Send for **FREE Brochure:**

Toll Free: 1-800-874-7848 ❖ Fax: 703-818-2157

Erie Landmark Company


4449 Brookfield Corporate Dr.
Chantilly, Virginia 22021-1681



Satisfaction Guaranteed

Please allow 6-8 weeks for delivery

360° LUX • 100W Metal Halide



**THE ORIGINAL CAST
LIGHTING**



6120 Delmar Blvd. • St. Louis, MO 63112
314-863-1895



Hand crafted period cabinetry. Call or
write for the nearest sales representative.
Design portfolio available for \$10.00.

The
KENNEBEC
Company

Telephone
207-443-2131

Designers & Cabinetmakers

One Front Street
Bath, ME 04530

Make Tough, Flexible Molds in 1 Easy Application

MasterMold 12-3



- Brush on, build-up
- Reproduces exquisite details
- Ideal for vertical and overhead surfaces

- Conquers severe undercuts
- Use again and again
- Safe

Replicate capitals, moldings, finials, ceiling medallions, cabriole legs, ceramics, carvings, statues . . .



ABATRON, INC.

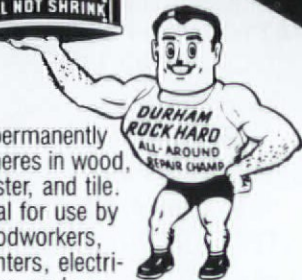
800-445-1754

33 Center Drive, Dept. OH, Gilberts, IL 60136 USA
708-426-2200



WOOD REPAIR


Durham's Rock Hard Water Putty can handle many kinds of repair needs. It can be sawed, chiseled, polished, colored, and molded. It sticks and stays put, will not shrink. It fills cracks, crevices, joints, knots, and nail holes.



It permanently adheres in wood, plaster, and tile. Ideal for use by woodworkers, painters, electricians, and carpenters. Available through hardware, lumber and building material dealers, and paint distributors from coast to coast.

DONALD DURHAM CO.
Box 804-HJ ■ Des Moines, Iowa 50304

Idea Book



Fireplace Inspiration

Welcome help in creating the mood and the look of a successful fireplace installation. This 40-page book is filled with color photos of attractive fireplaces from coast to coast. In addition, special sections explain how to choose the right product, the correct size, and the appropriate fuel for the best appearance and performance.

Enclose check for \$3.95, or your VISA/MasterCard number, and mail to:

Heatilator Inc.

Dept. OHJ-9
1915 W. Saunders St.
Mt. Pleasant, IA 52641
800/843-2848

Demand genuine

heatilator

The first name in fireplaces

Heatilator Inc. a HON INDUSTRIES company
HEATILATOR is a registered trademark of Heatilator Inc.


Name _____

Address _____

City _____ State _____ ZIP _____

VISA MasterCard Acct. No. _____

Expiration date _____



LOG HOUSES. . . and other 18th & 19th century building materials salvaged from old houses, grist mills and barns; plus. . .

Long Leaf Yellow Pine & Oak
Random Width Flooring
up to 13" wide at \$8.00 sq. ft.

Quarterly Newsletter Subscription
\$10.00/year (check or M.O.)

Sylvan Brandt

653 Main Street, Lititz, PA 17543
(717) 626-4520
Fax: (717)626-5867

EMPORIUM

Catalogues · Products and Services



For Sale/Swap · Real Estate · Events

Real Estate



SAN FRANCISCO, CA— 1926 French country home in the exclusive St. John's Woods section. Designed by the SF Architects Masten & Hurd in the Beaux Art fashion. 8 rooms, 4 bdrms, beautiful gardens. New tile roof. Views of ocean. \$915,000. Contact Meinhard Marek at Anchor Realty (415) 621-2700.

TORRINGTON, CT— Small 100+-year-old clapboard cottage. 4 rooms plus pantry and one bath. On Naugatuck River in Historic District. Wood floors. Partially restored. 30 minutes from Hartford. \$89,000. Call (401) 348-9082.

NOBLESVILLE, IN— 1893 brick Queen Anne on National Register. Slate roof, 13 stained glass windows, oak woodwork, 5 fireplaces. Total restoration with all new systems. Presently office building with 4054 sq. ft., could be residence with 4887 sq. ft. Great B&B potential. Winner of 1989 best Tax Act Commercial Rehab Award. Call Kurt Meyer at Snelling Real Estate (317) 773-2880.



OCALA, FL— Victorian c. 1886. National historic district. Beautiful condition, one storey, heart pine construction. Bright spa-

acious rooms, 11-ft. ceilings, two brick fireplaces. 2,100 sq. ft. total. Quiet neighborhood. Excellent schools, conveniences. Near Gainesville, Orlando. \$145,000. Call (904) 629-8190.

TERRA CEIA ISLAND, FL— Frame 1-1/2 storey house, 2000 sq. ft. Original (24 x 34) 1875; 1920s plaster walls, pine floors, stone fireplace; 1945+ additions. Great location. 1275 access. Manatee County. \$150,000. With 1/4 acre waterfront lot. House must stay on island. (813) 7322-5402.

BAINBRIDGE, GA— Four acres w/attractive 2-storey farmhouse built in early 1900s. Optional pecan orchard and large barn of native oak. Under \$100,000. Make an offer. (912) 567-2785.

BUSSEY, IA— Two-storey house built in 1898, in very good condition. Original woodwork and floors in yellow pine. 4 rooms down, 4 up, middle stairway. Original windows. Lived in for last 25 yrs. Must be moved or torn down. \$10,000. (515) 944-5484.

DUBUQUE, IA— Victorian mansion of 20 rooms at 21 Madison St. Elaborate woodwork, 2 ornate fireplaces, stained glass windows, and special features. 4-storey barn and terraced hillside. \$139,000. Call (319) 583-1361.




DEKALB, IL— 1883 Converted Church. Midwestern university town. Open floor plan. Energy efficient, modern bathroom, kitchen and utility room. Magnificent 20-ft. ceiling and original hardwood floor. Antique pews may be included. Call Joanne

Adrian, Prudential Country Heritage (800) 289-0320 code # 1308.

CAPE COD, MA— Oldest house in Provincetown. Pre-1750 full cape. 9 rooms, massive central chimney, 3 fireplaces, beehive oven. Restorer's dream. Located in prime residential area across from scenic harbor. Excellent rental and business income poss. \$375,000. (508) 487-0549 or (207) 863-2213.

HUDSON, MA— Lovely, unspoiled 1600s post & beam farmhouse—4 bdrms, 2 baths, 2 fireplaces, 2-storey post & beam barn on two acres of lawns and vegetable gardens. Country setting ideal for the gentleman farmer. \$299,900. Call (508) 562-6705.

NORTHADAMS, MA— The Berkshires. 9+ rooms, 10-1/2 acres, converted barn, home, or B&B. Post & beam slate roof, porches, patio, expandable. Rte. 8 South, 2 miles from town. Call (413) 663-9313 or (413) 664-4949. \$275,000.



WESTMINSTER, MA— On historic common with 6 acres overlooking Meetinghouse Pond, with spectacular views of Mt. Wachusett. This late Georgian c.1813 features 10 sunfilled rooms with original detail plus large barn used as studio or guest quarters. Call owners at (508) 874-1298. One hour to Boston. \$400's.

BANGOR, ME— 1895 Mansion. Real bargain. Authentically restored. 11 large family rooms, most w/fireplaces, efficiency kitchens and bathrooms. One big 4-room office. All exceptionally good for B&B. 3-storey open oak stairwell, much stained glass. Rentals all full. (207) 546-7315.

EAST COAST MAINE— Rare historic house for the unusual person. 1820 ship chandler's National Greek Revival, 12-room house. Period furnishings. Museum quality. Original family. Barn with carriage and sleigh. 3 photos: \$1.25. \$275,000. (207) 733-2576.

In This Section

Real Estate.....	79
For Sale.....	84
Wanted.....	86
Events.....	86
Restoration Services...90	
Products Network.....94	
Advertisers' Index.....110	

EASTPORT, ME — C.1895 former general store (1850 sq. ft.). Victorian features remain intact: storefront, counters, shelves, pendant light fixtures, beaded pine walls & ceiling. Excellent light from large south-facing windows. Second-floor apartment. Some harbor views. Historic downtown seaport. \$39,000. (207) 282-6252 or 284-0477 (7-9 pm).

MONTICELLO, ME — A tree-lined drive w/a split-rail fence leads up to this New England farmhouse. Boasts all modern amenities plus "antique" charm. Two 44' x 60' barns and a 2-bay garage, all situated on 5 acres of lawns and pastures. More land is available. Call (207) 538-9643.

SAULT STE. MARIE, MI — 1902 Victorian. B&B potential, 11 bedrooms, 2-1/2 baths, 2 fireplaces, oak woodwork, leaded bevelled glass windows, pocket doors, turret, and wraparound porch. Many extras too numerous to mention. Famous Soo Locks and Michigan's largest casino. \$180,000. (906) 632-7244.

HORTON BAY, MI — "Horton Bay General Store." In business for 118 years. Living quarters in back, 5 bdrms up. Listed in the National Register. Internationally known as boyhood haunt of Ernest Hemingway. Located in the heart of Northern Michigan vacation region. Contact Gloria Wyn (616) 582-7827.

GRAFTON, NH — C.1895 Victorian w/lovely setting on town green. Recently painted 3-color ext. w/porch. 1.5+ acres w/lilacs & mature plantings. Interior mostly restored. 3 bdrms, 2 full baths, fireplace, pantry, garage & basement. 35 mins. to Hanover, 50 mins. to Concord. \$119,000. Call (215) 540-9394.

PORTSMOUTH, NH — Captain Daniel Fernald House in Historic District, 1 hr. Boston/Portland. 14 rooms, fully restored gambrel, 9 fireplaces. Paneling, double summer beams, custom kitchen w/walk-in pantry. 2 full and 2 half baths. Secluded perennial garden & 3-car parking. \$390,000. Call (603) 436-8987.

BRIDGETON, NJ — A truly exceptional Cotswald Cottage of New Jersey sandstone. Spacious living areas, solid construction and graceful details characterize this outstanding home. 4 bdrms and 3 full bathrooms. Huge master bdrm has 2 closets plus a walk-in cedar closet. Hardwood floors throughout. 2 bathrooms in ceramic tile and one in marble. Outdoors, the half acre lot is professionally landscaped with perennial gardens while the terrace and backyard

make this a perfect home for a growing family. \$169,000. (609) 453-1099.

JERSEY CITY, NJ — Restored 1853 Manse, 14 oversized rooms, 5 new baths, new wiring, 2-family/single/professional/poss. B&B. 3 mi. to NYC, walk to shopping, bus, train. Top duplex has \$1,100 income. Gardens & private parking. Priced to sell. \$299,500. (201) 798-9196.

MATAWAN, NJ — 19th-century vernacular farmhouse, one acre, LR, DR, kitchen, 4-bdrms, bath, wraparound porch. All city utilities, near schools, excellent commuting to NYC. Executor anxious to settle estate. \$100,000. (908) 566-1193.

SHREWSBURY, NJ — 1789 Quaker-built 9-room (incl. grand foyer), 2-bath Colonial. Full attic, fireplaces, much original glass windowpanes, carriage house w/rented apt. Located amidst historic churches in state designated historic district. \$275,000. Darrah Associates (908) 741-3338.

BROOKLYN, NY — Country living in Brooklyn. Exquisitely restored 1873 Italianate Brownstone. Most elegant home in Prospect Heights. 7 marble mantels. 4 types of parquet floors. Pier mirrors, ornate plaster ceilings, mahogany woodwork. Home: 4,200 sq. ft. Lot: 162' w/veg. garden. Family block. Park Slope schools. \$460,000. Call (718) 622-3949.

ESSEX COUNTY, NY — Turn-of-the-century home in picturesque Adirondack Hamlet, 90 minutes from Albany. 9 bdrms, 2 living rooms, 3 baths, town water & sewer. From 500 to 9 mile long lake, public park & boat launch. Zoned commercial, used as B&B. \$99,000. (718) 225-8406.

ITHACA, NY — C.1797 center chimney Colonial in original, unrestored condition. On 150 acres overlooking Lake Cayuga. 5 fireplaces includes beehive oven. 1.5 miles frontage in heart of scenic fingerlakes, wine, and antiques trails. First time offered for sale. \$245,000. Owner (607) 257-5900.

KINGSTON, NY — 1880 Brick QA Victorian. Spacious wrap porch, fireplace, butler's pantry, 3 bdrms. Beautiful woodwork/staircase. Restored slate roof/box gutters. Rewired/many updates. Walking distance to Kingston Pt. Beach/Historic Rondout District. Seasonal view of Hudson River/Rondout Lighthouse. \$129,000. (914) 331-6388.

STATEN ISLAND, NYC — Boat to Wall Street—Queen Anne Victorian lovingly restored by architect-owner. 4 living rooms, 6 bdrms, 3 baths, magnificent skylit studio. Doctor's office or rental apartment on 52 x



132 terraced gardens. Parking. \$178,000. Firm. Gateway Arms Rlty (718) 273-3800/N. Sue (H) (718) 816-9472.

NYC — STATEN ISLAND, ST. GEORGE — Graceful & spacious 2nd Empire classic 3-storey house in proposed historic district. LR, DR, 3+ bdrms, floor-thru attic w/studio, cellar, porch, 50 x 140 lot. Plus 1-bdrm rental apt. w/separate entry. New metal roof, plumbing, electrical, heating plant, superinsulated. Needs more cosmetics. Must sell. \$190,000 OBO. (212) 666-4654.

ROTTERDAM, NY — 1820s one-room schoolhouse, 2 bdrms, 1 bath. Plumbing, electric, roof upgraded. 1300 sq. ft., 1/3 acre, taxes \$1050/yr. Beautiful old and new home area. Walk to old Erie Canal, bike path. \$83,000. Call (518) 372-1745.

RUSH, NY — 20-min. commute to Rochester, c.1855 Greek Revival farmhouse, 3700 sq. ft., 15 rooms, new mechanical systems, 1/2 of house restored, many possibilities for the other half, lg. rooms, pantry, approx. 3 acres w/lots of trees. \$149,900. (716) 533-2050.

NEW YORK CITY — Single family town house. 1878 Second Empire. Every original detail. Perfectly, completely restored. 11 rooms. Picture book landmark block. Center of historic district. Just across East River from mid-town Manhattan. (Greenpoint). \$395,000. (718) 383-7483.

CENTRAL NEW YORK — Located in quiet villages. Settled in 1700s and close to major arterial highways. Federal style brick, \$150,000; 12 rooms; 6 fireplaces; kitchen has 5' cook's fireplace; 1.3 acres. Victorian, \$168,000— Eastlake influence; 14 rooms; expertly crafted and carefully improved; 5 fireplaces. Call Cinquanti Real Estate. (607) 753-7575 for more details.

CHESTER COUNTY, PA — Five-acre private, wooded parcel with 18th-century farmhouse, springhouse and reconstructed bank barn, all requiring extensive renovation. Will become part of a new luxury home community. \$295,000. (610) 524-1500.

PITTSBURGH, PA — 1890 Victorian jewel converted to 5 apts. Beautifully restored, registered Pittsburgh landmark located in national historic district. Corner row-

**REPLACE
ROTTED SASH**


Any style, any size.
Wood storms and
screens, too. Costs
less than you think.
Fast turnaround. Insulated glass
available. Send \$2 for literature.



Midwest
Wood Products


is now

MIDWEST



1051 South Rolff Street • Davenport, Iowa 52802
(319) 323-4757 Fax: (319) 323-1483

1051 S. Rolff St.
Davenport, IA 52802
319/323-4757
FAX 319/323-1483




**IN A RECENT POLL
100% OF THOSE
BIRDS INTERVIEWED
FOUND OUR PRODUCT
TOTALLY REPELLING**



Nixalite stainless
steel needle strips
— Effective, humane
bird control. For
the whole story, contact us.



NIXALITE of AMERICA
1025 16th AVENUE
P.O. BOX 727 • DEPT. OHJ
EAST MOLINE, IL 61244
800-624-1189 • FAX 309-755-0077
SPECIALISTS IN BIRD CONTROL



*Cartouches ~ Niches ~ Mouldings
Friezes ~ Centerpieces ~ Grilles
Cornice ~ Brackets*

*We offer over 1500 handcrafted plaster
ornaments for the building industry.
Custom reproduction is also available.*



**THE
FISCHER & JIROUCH CO.**

4821 Superior Ave. • Cleveland, OH 44103

Tel. (216) 361-3840

FAX (216) 361-0650

PAINT REMOVAL and SANDING TOOLS



- ECOLOGICALLY SAFE
- RESTORES OLD SHINGLES AND CLAPBOARDS TO LIKE-NEW CONDITION

S344 SANDER VAC

**HI-TECH IN
YOUR HAND!**

PAINTSHAVER
STRIPS 1 SQ. FT. in 15 SEC.

- DUST-FREE SANDING
- INDOORS and OUTDOORS




AMERICAN INTERNATIONAL TOOL INDUSTRIES, INC.
1116-B Park Avenue • Cranston, Rhode Island 02910
(401) 942-7855 • 1-800-932-5872

Vixen Hill Cedar Shutters Stand the Test of Time!



Large Selection of Styles and Sizes



Full Shutter Hardware Selection

Strong Mortise & Tenon Construction

Finally! Authentic wood shutters that are beautiful, long-lasting and easy to live with.

The natural qualities of our hand-selected clear cedar keep your Vixen Hill Shutters "healthy" by repelling insects and preventing rot. In addition, our cedar's porous long-grain fiber provides exceptional strength and a superior surface for easy staining or painting.

Over time, Vixen Hill Cedar Shutters are the most cost-effective solution to your shutter needs—combining authentic shutter design with a better-performing, more-durable material.



Vixen Hill
MANUFACTURING COMPANY

Main Street, Elverson, PA 19520

For quote and/or brochure, call or
fax your requirements.

800-423-2766 • FAX 610-286-2099

DON'T PAINT YOUR RADIATORS

Paint drastically reduces the efficiency of steam & hot water radiators and wood enclosures are poor heat conductors.

Affordable Ace Radiator Enclosures...

- ◆ Offer durability of steel with baked enamel finish in decorator colors
- ◆ Keep drapes, walls & ceilings clean
- ◆ Project heat out into the room

arsco

Manufacturing Co., Inc.

3564 Blue Rock Road, Cincinnati, Ohio 45247

FREE Estimates
FREE Heat Efficiency Catalog



Write or Phone
1-800-543-7040 Toll-Free
1-513-385-0555 in Ohio (Collect)

COPPER • BRASS
PEWTER • BRONZE • MAUVE
• METAL COATINGS •
(WATER BASE - FOR ALL SURFACES)

PATINA

ANTIQUÉ FINISHES
(BLUE, GREEN & OTHERS)

FREE BROCHURE
1-800-882-7004
(619-689-9322)

Available for the First time this Century!

FOR YEARS serious restorers have put everything into getting that perfect period look only to be disappointed when buying paints. Finally, accurate reproductions which match the original dynamics, texture, and colours of hand-prepared historical paints are for sale. These pure linseed oil paints, based on years of research by Matthew J. Mosca, internationally respected consultant on historic finishes, are formulated according to early recipes to bring you the most accurate reproductions of the paints used in Early America.

HISTORIC PAINTS Ltd

Makers of 18th and 19th-Century
Paints for the Serious Restorer

We use only the finest Linseed Oil, Spirits of Turpentine, Pigments, and Natural Resin Varnishes
We offer Venetian Red, Prussian Blue, Verdigris, Massicot, Spanish Brown, and sundry other colours, brushes, and early painters' materials

1-800-664-6293

Burr Tavern • Route 1, Box 474
East Meredith, NY 13757

These paints contain no lead or mercury

VENTINOX Liners Save Chimneys!


...and provide safe, reliable venting for gas, oil and wood.

- **Restores** deteriorated chimneys
- **Preserves** aesthetic appearance
- **Protects** against harmful flue gases
- **Improves** chimney performance

Complete lining systems for all types of heating appliances & fireplaces.

Call today for
FREE information!
518-463-7284

ProTech Systems, Inc.
26 Gansevoort St., Albany, NY 12202
Leaders In Chimney Technology



NOW AVAILABLE!

Decorative Metal Ceilings

Original turn-of-the-century patterns

Using eighty year old dies, the W. F. Norman Corporation is once again producing metal plates for the design of ceilings and wall coverings. Their growing popularity stems not only from nostalgia but from their beauty, permanence, fireproofing and economy.

The fullness of the Hi-Art™ line — including center plates, corner plates, border plates, cornice and filler plates — permits classic designs to be produced that are architecturally proportioned for an exact fit.


Write for reproduction copy of 72 page illustrated catalog. Price \$3.

W.F. Norman Corporation

P.O. Box 323 • Nevada, Missouri 64772 • 1-800-641-4038
Fax: 417-667-2708

FAUX FINISHING "HOW TO" VIDEOS & TOOLS

Call for a FREE brochure on our speciality brushes, graining tools, how-to videos, books and workshops.



VOL. #1 (30 minutes in length)
Includes rag rolling, sponge painting, oak wood graining, Verdmer marble and strié.

VOL. #2 (50 minutes in length)
Includes parchment, red leather, heart grain mahogany, handmade wallpaper and Sienna marble.

(800) 821-3314

(314) 447-3624 • FAX (314) 447-3652

OLD WORLD BRUSH & TOOL CO.

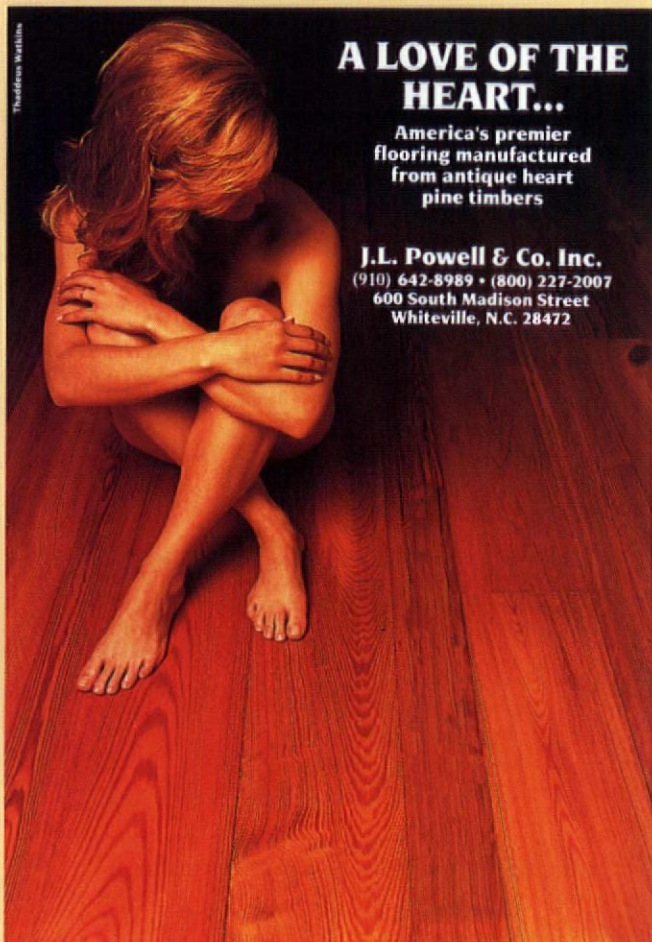
3467 Beldeer Drive St. Charles, MO 63303



A LOVE OF THE HEART...

America's premier
flooring manufactured
from antique heart
pine timbers

J.L. Powell & Co. Inc.
(910) 642-8989 • (800) 227-2007
600 South Madison Street
Whiteville, N.C. 28472




house, Richardson Romanesque grey-stone turret. 9 fireplace mantels, original oak woodwork, detached carriage house/3-car garage. \$2000/month income. Call (412) 921-0574.

TIONESTA, PA — Eagles Landing. Overlooking Allegheny River on 25 acres near Allegheny Nat'l Forest. Gourmet kitchen, designer home, indoor pool, spring-fed koi pond, formal herb garden, roses, much more. Use for B&B, corporate retreat, or own residence. Secluded, private. Turkey, eagles, deer, fishing. \$169,700. (814) 589-5135.

WOOLRICH, PA — 1883 restored Queen Anne in quaint village. Nominated national register historic district. Unspoiled area of central PA. 11 rooms, fireplace, parlor stove, vintage cookstove, details intact. A great buy at \$148,000. Box 275, Woolrich, PA 17779. (717) 769-6289.

WYALUSING, PA — Early 1900, J. Morgan Brown gingerbread home. Stone foundation, 3 porches, 11 rooms, 2 baths, larger w/clawfoot tub, fireplace, original woodwork, unique staircases, stained glass windows around front doors, paved driveway, white vinyl picket fence, 2-storey barn. \$100,000. (717) 746-9086.

DALLAS, SC — 1907, 2-3 bdrm home w/shop building. Recent renovation includes new mechanics and tasteful period cosmetics. No remuddling! 1989 40' x 64' shop building, partially finished. Both on half block (12 lots) with many new trees and shrubs. \$38,000. (605) 835-8375.



FAIR HAVEN, VT — The ballroom House AKA The Simeon House. Architect William Sprats. 1798 National Register property w/ceiling Georgian ballroom. European floor plan. Over 3000 sq. ft. of unique space. Slate roof, post & beam, garage, outbuildings, etc. Wonderful location potential. \$249,000 w/3 acres, more available. Owner, Avery, West Haven Rd., Fair Haven, VT 05743. (802) 265-4492.

MADISON, WI — 1892 Victorian country house twenty minutes from city on 20 acres.

Two storey, 3400 sq. ft., 5 bed, 2-3/4 baths, walnut kitchen, stained glass, pocket doors, two staircases, outbuildings. Restoration so complete that we enjoy "new house" status on insurance prem. \$450,000. Call (800) 321-2588.

For Sale

20 OAK DOORS—2 sets of pocket doors, 6 mantels, 3 metal chandeliers, 6 bronze fireplaces. (304) 363-0987 or (412) 777-1328.

CHAMBERS GAS STOVE— 1930s vintage; white enamel finish; 3 burners, warming well w/3 compartments, stove top broiler/griddle combination, one cooking oven, one storage. Best price over \$1500. Also selling porcelain pedestal sinks; 5 panel doors; decorative 1900s radiator. Call (718) 434-6931, evenings.

GE "BEEHIVE" REFRIGERATOR— White; motor on top; 4 doors w/"ice-box" style hinges and latches. Very good condition and WORKS! \$200 negotiable. (216) 521-4352, evenings.

RIB-CAGED SHOWER— to hang inside a stall. "Standard" c.1925. Original condition. 4 ribs up & down each side, spray water. Rare. (818) 772-1721 L.A. \$3,200. King size.

150-YR.-OLD TIMBERS— Hand-hewn post & beam barn timbers from 24' x 36', 2-storey barn. Excellent condition. Photos available. You ship from downeast Maine. Great for house, addition, barn or studio. Call (207) 284-9139, ask for Todd.

ROLLING LADDERS— 4 from shoe store. 92" tall, hardware included \$200 for all. (412) 859-0618.

1916 CLARK JEWEL— 4-burner, oven, broiler, bread warmer, shelf, white porcelain, excellent, asking \$350. Call Bill or Maria at (516) 541-3740.

SAUTTER HOUSE FIVE— Wallpapers of a German-American farmstead. Text, color/B&W photos of wall coverings, 1860s-1916. Nebraska's pioneer period. Historically documented. 1983, 33pp., pbk., 8-1/2 x 11, \$8.50 + \$2.50 shipping. Bulk rate available. Historical Society of Douglas County, PO Box 11398, Omaha, NE 68111. (402) 455-9990.

THICK FLAGSTONE CITY SIDEWALK— 100 to 150 feet of 1890s sidewalk, \$2,500. 40 1930s wall-mount steam/hot water radiators \$1500. OBO will trade for old guns, radios, autos. (216) 427-2303, 6-7 p.m. E.S.T. weeknights.

1915 ORIGINAL 3-PIECE ROLLING— Garage or carriage house doors. 8' wide, 7'6" high. Top 1/2 glass. hardware is included. Make offer. Call for details between 8-5 CDST M-F (913) 362-1560. Kansas City area.

WINDOWS— Storm windows, large doors, (up to 100" tall) wooden shutters, from house built in the late 1800s. Send list on items you are interested in and price offer. Material in good condition. Khalil, 526 West Center Street, Mednip, NY 14103.

15" REGINA MUSIC BOX— recently restored. Finest condition; Child's pump organ, good working condition, ideal addition to a doll collection. Chester Ramsay, (610) 384-0514.

INTERIOR DOORS AND SHUTTERS— Pair of pine interior doors with leaded glass windows, c.1890s, need refinishing, 29-5/8" x 83", \$200 for both. Also 4 pairs of walnut interior shutters, 17-3/4" x 34", all 4 for \$100. Princeton, IL (815) 875-8491.

OLD WROUGHT-IRON FENCE— Approx. 80 feet. Professionally sandblasted and painted black. \$1200. Call (315) 483-6196.

SQUARE GRAND— 10 Grand. Heavily-carved Rosewood. Excellent condition. Lon McPherson, 1606 Cullom St., Birmingham, AL 35205.

TIMBER FRAME PACKAGE— 20' x 40' oak-milled 1992. Joinery required. Exc. value \$4,000. Pick-up MD. Also 2 large arch windows, \$900 each. (301) 994-0468.

4 STOVES— 1930 Magic Chef, Tiffen model, green "Verd Antique Marble," \$350; Glendale 4-burner, gray & white, \$325; The Painter Stove Works, #2697, coal/gas, white, \$275; AGA Delux white baked enamel, \$250; Call (914) 762-8710.

1929 GLENWOOD STOVE— Grey & white enamel, smaller "apartment" size, gas-coal combination with warming shelf. Has modern 3-burner electric cooktop insert but all original hardware & piping is intact, \$500. 1934 GE Monitor Top Refrigerator, needs relay; worked very well until recently, \$350. Enamel-top table with chrome legs and double pull-out extensions, \$40. Enamel-top work table, 4 drawers (including lined bread drawer), \$40. Small enamel-top, 3-drawer cabinet, \$30. Moving, must sell. All pieces in good condition. Call (203) 456-1920 eves & weekends.

WROUGHT IRON FENCE— Early 1900s, 12 sections 45"H x 8'L, no posts. Exc. condition, \$1200. Also 2 rare ice cream stools with backs, oak arms and seat. Nickel plated, exc. condition, \$600. Photos. (814) 476-7684.



RECREATING THE PAST

The Finest in Victorian & Turn-of-the-Century Lighting
Request our new 32-page color catalog, featuring hundreds of sconces, fixtures, pendants & glass shades

ROY ELECTRIC CO., INC.

1054 Coney Island Ave.
Brooklyn, New York, 11230
(718) 434-7002

Fax (718) 421-4678

VISIT OUR SHOWROOM

INTERIOR WOODEN STORM WINDOWS



...a graceful alternative

Cabinet grade sash • Hard or soft wood • Narrow profile
Scribed on site • Attractive brass hardware • Complete fabrication and installation service offered throughout New England

by **ARCHITECTURAL
DETAIL IN WOOD**

41 Parker Road • Shirley, MA 01464
508 • 425 • 9026



Architectural Sheet Metal Ornaments

Now available from the W. F. Norman Corporation, makers of Hi-Art® Steel Ceilings - a complete, 94-year-old line of architectural sheet metal ornamentation including:

- | | | | | | |
|------------|-------------|-----------|------------------------|-------------------|-------------------|
| • moldings | • balusters | • finials | • marquee | • crestings | • lion heads |
| • brackets | • urns | • scrolls | • enrichments | • garlands | • conductor heads |
| • corbels | • capitals | • leaves | • glass pendant frames | • panel ornaments | • and fittings |
| • rosettes | • festoons | • friezes | | | |

Over 1300 catalog items available in zinc or copper. Custom reproduction inquiries invited.

W. F. Norman also produces building cornices, lintels, capitals, window hoods, finials and weathervanes.

W.F. NORMAN CORP.

Complete catalog \$2.50 • P.O. Box 323, Nevada, MO 64772 • 800-641-4038 • fax 417-667-2708

North Fields Restorations, Rowley, MA

Antique Flooring Specialists

- *Wide pine - oak - and chestnut*
- *Original - resawn - custom milling*
- *Select grade - furniture grade widths up to 33" wide*
- *Installations available*
- *Prices start \$3.00 P.S.F. and up*

Send for Free Brochure

Tel. 508 948-2722 • Fax 508 948-7563



POST & BEAM — House for sale. Documented 1850s. Possible Sears kit house. Beams, studs, T&G flooring, lap siding with beaded edge. Disassembled, all tendon and mortis joints with orig. numbering. By the piece or all. Call (609) 268-7871.

WIDE PINE FLOOR BOARDS — Most are 20'-30' long and 8"-20" wide. All are in excellent condition and approx. 145 years old. Call for pricing and delivery. (508) 681-7600 (day).

THE WHITNEY WINDOW — Turn-of-the-century porch windows. 14 units, complete with screens, all currently in use. Made by the Holbrook Co., Boston, Mass. Pat. Apr. 28, 1903-Dec. 18, 1916. Best offer for any or all. Manchester, MA (508) 526-8092.

REED & BARTON — "Winthrop" silverplated tea service. 7 pieces w/Pacific cloth bags — \$4,000 (obo). 8 place settings — Towle "Maderia" sterling w/chest. 38 pieces total. \$1,000 (obo). 12 place settings Hutchenruther "Revere" china plus serving pieces. 106 pieces total. \$7,000 (obo). Call (606) 473-9668.

"SUMMIT 68" — Lovely, ornate parlor stove, base burner type. Original and complete. Below appraisal cost at \$3,950. Freight can be arranged. (218) 387-1885 CST.

CHANDELIER LIGHTS — 2 non-matching 1920s brass colored (\$100); standing as well as table lamps rewired and polished (\$50-\$150); misc. tables and upholstered chairs; turn-of-the-century sofa and matching armchair (\$800); bow-fronted mahogany bureau (\$225). Large oak gilt mirror (\$250). All items are beautifully refinished and ready for use. (203) 795-4419.

Wanted

PLUMBING FIXTURES — Meyer-Sniffen Brand c.1910, 2 porcelain bathtubs in good condition. Approximately 70" long x 34" wide x 23" deep. Rectangular outline with 5" rim and deep square interior. Wanted with porcelain block feet as per photo, and preferably with original fittings. Also, Meyer-Sniffen Brand porcelain double sink approximately 54" wide x 24" deep x 30" high, preferably on original nickel or porcelain legs. Also, free standing tubs to attach at rear only, and double sinks of similar period and dimensions needed. Please contact Ursula Van Wart (212) 837-6040.

WORK WANTED — Existing 2-year full

Gothic restoration winding down and am now looking for additional challenges in the Westchester/Southern Connecticut area. Reasonable pricing and quality work. Call Howell Hunt at (914) 628-2446 evenings.

RADIATOR NEEDED — Help keep my family from freezing in our kitchen again this winter by replacing the slant fin system with a cast-iron hot water radiator. Needs to be up to 36" wide, any height but 6" or so deep. Call (914) 628-2446.

KEYHOLES — Key escutcheons for collection. Have much old house hardware to trade. Greg Smith, 835 W. Onondaga St., Syracuse, NY 13204.

LARGE PRETENTIOUS HOUSE — Acreage, 5+ bdrms, library, woodwork, and fireplaces major pluses. Livable or restorable, will consider dismantling & moving. NE US preferred, price up to \$250,000. Call or send info to: Leslie Lawson, HCR 63, Box 46, Richfield, PA 17086. (717) 463-3005.

PORCELAIN BATHROOM FIXTURES — Matching set of 3 white porcelain wall fixtures, in good or restorable condition. Prefer a simple yet interesting design (Art Deco?). Please call Rich at (413) 665-1221.

GOTHIC REVIVAL — Researching material to build new home to look old. Looking for plans, drawings, photos, books, architectural details, furniture, exterior and interior, doors, windows and materials. David deLaureal, Jr., 7 Plantation Lane, Covington, LA 70433. Call (504) 893-4211.

HAVE YOU PAID YOUR DUES? If you have restored a historic house, you are qualified to keep immaculate our 19th-century, 10-room museum piece in return for nominal rent. Central NYC location, not Manhattan. No children/pets. One year, possibly longer. References rigorously checked. (213) 249-4360.

MARIONETTES & PUPPETS — All ages and types considered. Please send photo and price to: F. Donadoni, 153 West Dakota, Detroit, MI 48203

WEEKEND TENANTS WANTED — For 1840 Gothic Revival stone house. 90% renovated. 1-1/2 hrs. north of Manhattan, in Carmel, NY. 4 bdrms, 2-1/2 baths, 5 marble fireplaces. 5 acres of walled property. No children. No pets. References. Owner work-

ing in California. (310) 458-7322.

1940S TAPPAN DELUXE — Gas cooking stove in excellent original condition. Please call (910) 724-2292.

ROOMMATE/ASSISTANT — Share my Queen Anne Victorian in Waukesha, WI. Must be willing to help w/restoration work, like dogs & cats, and must be a non-smoker. Male or female will be considered. Call (414) 547-8364.

ORNATE VICTORIAN — Architectural antiques. Stained glass, staircases, light fixtures, etc. Tom Dodds, 1882 N. Holly St., Canby, OR 97013.

Events

TULSA HISTORY IS ALIVE IN BRADY HEIGHTS — Residents will once again show off their homes in the Seventh Annual Historic Home Tour, Sunday, Sept. 18th, from 12:30 p.m. to 5 p.m. Admission is \$3/person with proceeds benefitting the non-profit Brady Heights Neighborhood Association. Call Terry McDaniel (918) 587-9588.

THE ALAMEDA HISTORICAL MUSEUM — And Alameda Victorian Preservation Society host the biggest ever House Tour benefitting Alameda's first House Museum: The Meyer's House and Gardens. September 10, 1994. Refreshments, period fashions. Advance tickets \$18, Seniors \$15. Call (510) 523-AVPS.

TENTH ANNUAL HISTORIC BEAUFORT FOUNDATION TOUR — Historic homes tour will be held October 7, 8 & 9th, 1994, featuring a candlelight tour, afternoon walking tour, and a tour of Frank Lloyd Wright's Auldbrass Plantation. Contact Debbie Riddle at: (803) 524-6334.

Classified ads in The Emporium are FREE to current subscribers for one-of-a-kind or non-commercial items, including personal house or property sales. Free ads are limited to a maximum of 40 words. Free ads and b&w photos are printed on a space available basis. For paid ads (real estate through agents, books & publications, etc.), rates are \$125 for the first 40 words, \$2 for each additional word, \$75 for a photograph. Deadline is the 1st of the month, two months prior to publication. For example: January 1st for the March/April issue. All submissions must be in writing and accompanied by a current mailing label for free ads, or a check for paid ads.

Old-House Journal
Attn: Emporium Editor
2 Main Street, Gloucester, MA 01930

NEW HOUSES THAT LOOK OLD!




The Parkersville Collection, award winning designs from a National Historic District, has been featured in *Better Homes & Gardens* and *Builder Magazine*. It has received the prestigious Design for Better Living Award from the American Wood Council and a Design Merit Award from the American Institute of Architects. Traditionally styled, comfortable floor plans range from 1260 to 3760 square feet. AIA architecturally drafted, builder tested, construction drawings are available. Write or call for our 32 page booklet for just \$12. Visa and MasterCard accepted.

The Parkersville Collection
P.O. Box 4633
Whitefish, MT 59937
(800) 383-2677

Metal Roof Shingles

W.F. Norman Re-Introduces Its Original Turn-of-the-Century Line

Again...W.F. Norman is making its complete line available. Beautiful in every detail and galvanized to last for years.



• SPANISH TILE • MISSION TILE

- Style A Shingle (Victorian)
- Style C Shingle (Victorian)
- Normandie Style Shingle

Also Available! Roof cresting and finials. 4 styles of galvanized exterior metal siding.

W.F. Norman Corporation

P.O. Box 323 • Nevada, Missouri 64772
Toll free (800) 641-4038 • In Missouri call collect (417) 667-5552

Manufacturers of the celebrated
Hi-Art® metal ceilings.



Antique Wood and Coal Stoves and Ranges
Selling and Restoring the World's Best
**GOOD TIME
STOVE CO.**
Est. 1973

FUNCTIONAL ART



The Glenwood Baseburner 8, manufactured in 1905, is one of the finest cylinder stoves made. It can burn wood or coal and maintains a fire for 10-16 hours. Its lines are timeless making this stove a fine piece of functional art. A definite must for the family that wants the best in quality, artistry and efficiency. Other models, various sizes available.

For more information call: (413) 268-3677
Stove Black Richardson

Country Curtains®



Choose from over 100 wonderful curtain styles and window treatments in a variety of warm colors, cheerful prints and a wide selection of fabrics and patterns. Many designs only available from Country Curtains ... and all are ready to hang at your windows ... call today for a FREE 68-page Color Catalog.

Satisfaction guaranteed

**PLEASE CALL:
1-800-876-6123**

24 hours a day, 7 days a week

Fax: 413-243-1067

Country Curtains®

At The Red Lion Inn
Dept. 3824, Stockbridge, MA 01262

Name _____
Address _____
City _____
State _____ Zip _____

Please send
FREE catalog

Golden Glow Cleaning & Polishing Kit



Make your metals bright again! Here's the best of everything you need—all in one box. Cleaner, polish, applicators, and more just \$27.95, shipping and handling included.

To order call Ball And Ball
1-800-257-3711



463 W. Lincoln Highway • Exton, PA 19341
Phone: 215-363-7330 • Fax: 215-363-7639

TIN ROOF RESTORATION SYSTEMS

Now There Is A 21st
Century Solution To
18th Century Roofing
Problems!

AcryMAX®

Acrylic Roof Coating System

Restores, beautifies, repairs and weath-
erproofs tin roofs. (Also works great on
wood, asphalt and other surfaces.) Easily
applied, Environmentally safe. Available
in many colors. Durable and long lasting.


(800) 553-0523

FAX (610) 891-0834

CALL OR WRITE TODAY FOR FREE BROCHURE!

PRESERVATION PRODUCTS
221 Brooke Street, Media, PA 19063

Save Your OHJs The Easy Way.



Your copies of the Old-House Journal are your best restoration resource. So shelve them — protect them! — the way the OHJ editors do: in a handsome slipcase or binder. Back copies are then easily retrievable whenever you want to consult them about a specific restoration job.

Each slipcase
(8 7/8" x 11 1/2")

and binder (9 1/4" x 12 3/4") holds a year's worth of issues, and comes in library-quality deep-maroon leather-

To: Old-House Journal, c/o Jesse Jones Industries,
Dept. OHJ, 499 East Erie Ave., Philadelphia, PA 19134.

Send me ___ Binders at \$9.95 each (or 3 for \$27.95)

Send me ___ Slipcases at \$7.95 each (or 3 for \$21.95)

Enclosed is \$ ____ . Add \$1 postage and handling per case/
binder. Outside USA, add \$2.50 per case/binder (US funds
only). PA residents add 6% sales tax.

NAME _____

ADDRESS _____

CITY _____

STATE _____

ZIP _____

ette with the OHJ logo embossed in gold. Use the coupon at left to order.

For fastest service, call toll-free and charge to Visa, MasterCard or AMEX (\$15 minimum):

1-800-825-6690

Restored Antique Lighting



A premier collection of Victorian chandeliers, wall sconces and other lighting from 1850 to 1930.

Send for our complimentary newsletter or \$4.00 for our unique catalog showing a fine selection from our current inventory.

GASLIGHT TIME

823 President Street, Dept OHJ
Brooklyn, New York 11215
(718) 789-7185

Restoration Glass will change your view of history.



Why are architects specifying authentic Restoration Glass™? Because it's *imperfect*. Each sheet is made by craftsmen, using the original cylinder method. Yet this glass easily meets today's building codes. And it's available in two levels of distortion.

Once you've seen the difference Restoration Glass makes, no true restoration will look authentic without it.

For details call toll-free 800-221-7379.

In New Jersey: 201-471-1733.

Fax: 201-471-3475.

S.A. Bendheim Co., Inc.

61 Willett Street

Passaic, NJ 07055.

Bendheim



VICTORIAN WALLPAPERS

- Handprinted Borders, Friezes, Ceiling Papers & Coordinated Wall Fills.
- Available Directly from our Studio by Mail Order.
- In-house Design Service.
- Color Catalog with Binder: \$10.00

BRADBURY & BRADBURY
ART WALLPAPERS
P.O. BOX 155-C • BENICIA, CA. 94510
(707) 746-1900

NOW AVAILABLE!
Edwardian / Arts & Crafts
Collection
Call for Details

ECO-Solve™
by **5f5 Sterling**

Tired of non-performing "safer" strippers? Then try

5f5

Strip-Kleen

Bio-Degradable Paint & Varnish Remover

- Works in 10 mins.
- Methylene Chloride free
- Clean Air formula
- Non-flammable
- Reusable
- Non-toxic
- Low odor
- For wood, metal & masonry




"For Today's Consumer"

By the makers of 5f5 products, New England's #1 selling paint removers.

ECO-Solve Div.

SCL Corp. Malden, Ma. 02148

He Likes A Firm Bed. She Likes A Soft Bed. They Both Love Select Comfort.®



The Only Mattress with Push Button Firmness Control.

No more tossing and turning. No more back pain. The Select Comfort air sleep system supports you on a cushion of air that conforms to your body shape for perfect spinal support.

Variable Firmness—Individual Controls
Dual air chambers inside the mattress can each be made firmer or softer so you each get the exact support you want at the touch of a button. No risk 90-night trial and 20-year warranty.

SELECT COMFORT
AIR SLEEP SYSTEMS

Call For Store Nearest You
1-800-831-1211

Please send me a FREE Video, Brochure and Price List.

Name _____
Address _____
City _____ State _____
Zip _____ Phone _____

Mail to: Select Comfort Corporation
6105 Trenton Lane N., Minneapolis, MN 55442
Dept 3004

EMPORIUM Restoration Services

This classified section is available to designers, consultants, contractors, and craftspeople offering restoration services.

Architectural Services

ARCHITECTURAL SERVICES — Architectural/preservation problem-solving for old buildings: Restoration, conservation, replication and additions, building evaluation, analysis, technical assistance, and troubleshooting. Research and consultation are also available. Award-winning specialists in residences, churches, and history museums. The Office of Allen Charles Hill, AIA, Historic Preservation & Architecture, 25 Englewood Road, Winchester, MA 01890. (617) 729-0748.

ARCHITECTURAL SERVICES — Restoration, preservation, additions, and remodeling tastefully accomplished in residences, churches, and other historic building types. "Always a complete composition," is my goal. Alfred f. Campbell, Licensed Architect, 105 E. La Salle St., Somonauk, IL 60552-9522. (815) 498-9326.

COMPATIBLE ADDITIONS — Additions to match the style of your home or business: Experienced architect for the design solution. First consultation, no charge. Willing to travel. Ronald Meekes, AIA, Architect, 404 Central Ave., Cranford, NJ 07016. (908) 276-7844

SOUTHWESTERN ARCHITECTURAL SPECIALIST — Planning, design services for restoration and rehabilitation of Southwestern properties. Peter Looms Architect, Studio Sipapu, P.O. Box 5091, Taos, NM 87571. (505) 758-8810.

Building Renderings

BUILDING PORTRAITS — Finely-crafted watercolor facade drawings for your home or admired building taken from your photographs and/or drawings or plans. Contact Robert J. Leanna II, 41 Green Street, Newburyport, MA 01950. (508) 465-1095.

Carpentry

PRESERVATION CARPENTRY — Specializing in restoring and maintaining old and historic structures. We do ornamental work, structural repairs and additions. Serving Illinois, Indiana, Iowa, Michigan, and Wisconsin. Free estimates — 25 years

experience. Weide Construction, Inc. (815) 385-2103.

RESTORATION CARPENTRY — From laid-up foundations to slate on the roof. We provide expert services for the finest historic structures. Custom millwork, masonry restoration, timber work, repairs, finishes, ADA and screen doors, additions, porches, archit. services. NYC Metro area. DL Builders (800) 215-2332.

Hardware

ANTIQUÉ HARDWARE FINDERS — Locate original unused hardware. Quantities arrive weekly. Constantly changing stock, send your list of long-term or current wants or \$5 for complete catalog to: W.M.J. Rigby Co., 73 Elm St., Cooperstown, NY 13326. 607-547-1900.

Masonry & Plaster

PLASTERING CONSULTANT — 35-year master craftsman in plain and ornamental plastering will walk you through a large or small job, from first idea through successful completion. Don Smith, 476 Olivette Rd., Ashville, NC 28804. 704-254-5191, 5-10 pm E.S.T.

HISTORIC MASONRY RESTORED — Master restorationist travels the Northwest. Non-abrasive building cleaning and paint removal as well as reconstruction, historic prep and tuckpointing using custom matched mortars that become nearly invisible. Call (800) 458-5645.

Painting & Color Schemes

EXTERIOR COLOR SCHEMES — Custom-tailored color designs for home/commercial buildings. Services available nationwide through mail order. We also teach "how to" seminars to groups. Nationally known and respected. Contact: The Color People, 1522 Blake Street # 300, Denver, CO 80202. (800) 541-7174, or fax (303) 388-8686.

Preservation Specialist

PRESERVATION CONSULTANT — Problems with your historic building? Consults with homeowners, architects, contractors and tradespeople. Nationally recognized, frequent OHJ contributor. Provides practical and economical solutions. John Leeke,

RR1 Box 2947, Sanford, ME 04073. (207) 324-9597.

Roofing

ANTIQUÉ ROOFING — Consulting slate & tile roof repairs, copper repair and fabrication, roof-related painting. Cedar shingles, ventilation for old roofs. Copper half-round gutters and down spouts. Will travel. Smith Slate & Tile Roofing, Chicago, IL. (312) 238-2113.

Structural

STRUCTURAL RESTORATION — Specialists in structural member replacement. Homes, barns, grist mills and churches. 23 years experience in jacking, squaring, sill replacement, interior and exterior restorations. Consulting services available nationwide. George Yonnone Restorations, RD 2 West Center Rd., West Stockbridge, MA 01266. 413-232-7060.

Woodstripping

HONE WOODSTRIPPING AND REFINISHING, INC. — All architectural wood finishes expertly stripped and refinished, since 1983. New Jersey based; will travel. Free estimates, fully insured. Contact Jack Hone, 5 Spring Lane, Warren, NJ 07059. (908) 647-7120.

WOOD FINISHING SERVICE — Master Finishing & Restoration, Inc., specialists in all aspects of stripping, finishing, restoration, and/or conservation of architectural woodwork and furniture. Precise color matching. Intelligent and creative solutions for all your wood refinishing projects. No job too large. Boston based; will travel. Call Wayne Towle, 8 Thayer St., Boston, MA 02118. (617) 423-2902.

Rates are \$200 for the first 40 words, \$4.00 for each additional word. The deadline for inclusion is the 1st of the month 2 months prior to publication (January 1st for March/April issue). Submissions must be in writing accompanied by a check.

Mail to: *Old-House Journal Restoration Services, The Blackburn Tavern, 2 Main Street, Gloucester, MA 01930*

WIDE PLANK FLOORING

Panelling, Mouldings, Stairs, Etc.

Antique Plank Flooring

- Heart Pine
- Chestnut
- Eastern White Pine
- Spruce & Hemlock

New Plank Flooring

Maple, Oak, Cherry, Birch, Walnut, Eastern White Pine & Southern Yellow Pine

Beams & Timber Frames

Hand Hewn, Rough Sawn & Planed Surfaces • Mortise & Tenon, Dovetail Joinery

Custom Milled to Your Order

ARCHITECTURAL TIMBER & MILLWORK

1000 North Main Road, Hadley, MA 01035 (413) 586-3045 FAX (413) 586-3046

50 Grille Sizes & Designs

LARGEST SELECTION OF *IN-STOCK* CAST IRON OR BRASS REGISTERS & GRILLES.

Enhance the appearance of your home. Whether building, remodeling or simply redecorating, our beautiful 100% solid cast grilles finish off any room perfectly. Ideal with forced-hot-air systems, wood stoves, even solar collectors.

Request our color catalog. \$1.00


The Reggio Register Co.
Dept. D409 P.O. Box 511
Ayer, MA 01432

(800) 772-3493

**Reggio
Registers**

YOUR ONE STOP ROOF TILE SHOP

for



- CLAY ROOF TILES
ALL SHAPES
ALL SIZES
ALL COLORS

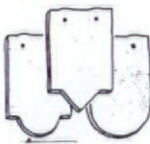
- FINIALS &
FANCY RIDGE

- HAND CRAFTED
CHIMNEY POTS




- ROOFING SLATES

AS WELL AS



- SNOW GUARDS
& FENCES

- VENTILATION
SYSTEMS FOR
SLATE & TILE
ROOFS

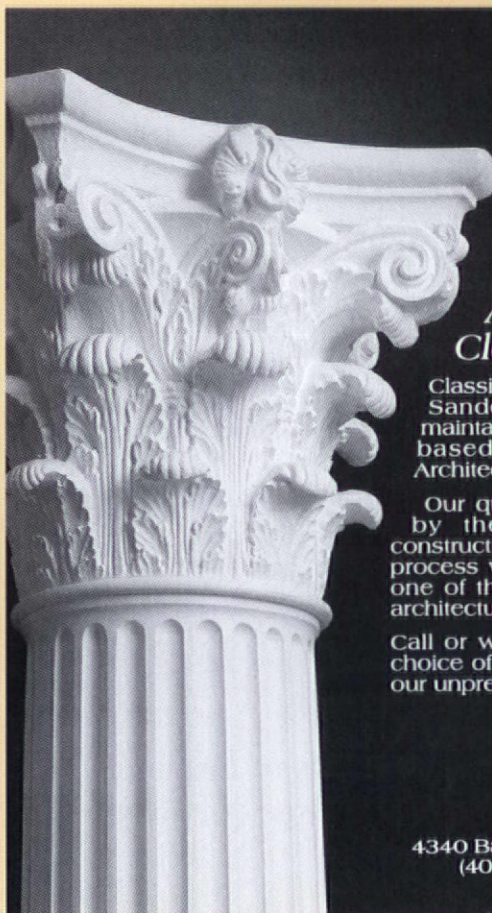


- & OTHER RELATED
ACCESSORIES

Call for your free brochure

The Northern Roof Tile Sales Co.

P.O. BOX 275 MILLGROVE, ONTARIO LOR 1V0
Ph(905) 627-4035 Fax (905)627-9648



HARTMANN SANDERS CO

Architects' Choice for Classic Authenticity

Classically correct in design, Hartmann-Sanders columns and capitals have maintained the most rigorous standards - based on the timeless Orders of Architecture - for nearly a century.

Our quality and durability is enhanced by the patented Koll's Lock-Joint construction and our unique manufacturing process which adds today's technology to one of the truly time-honored and artistic architectural traditions.

Call or write today. Ask about our wide choice of designs, styles and materials and our unprecedented ten-year warranty.

HARTMANN SANDERS CO

4340 Bankers Circle . Atlanta, GA 30360
(404) 449-1561 . (800) 241-4303


**NOBODY
TAKES
CARE OF
YOUR OLD
HOUSE
LIKE
WE DO!**

1-800/827-2056

For FREE "HOW-TO" literature,
dealer location &
ordering information

Tuff-Kote Co.

210 Seminary Ave.
Woodstock, IL 60098



***Tuff-kote & Tuffglass Fabric
Permanent Repair for
All Exterior Surfaces***

Tuff-kote's unique patching system
weatherproofs & waterproofs *your* old
house... from top to bottom.
Tuff-kote **STOPS** roof leaks,
RESTORES weathered wood,
SEALS gutters,
WATERPROOFS masonry...
permanently **REPAIRS & RESTORES**
exterior building materials.

***Nothing works & lasts like
Tuff-kote & Tuffglass Fabric***

Faux Effects Inc.



**Fine Decorative Finishing
Training Studio**

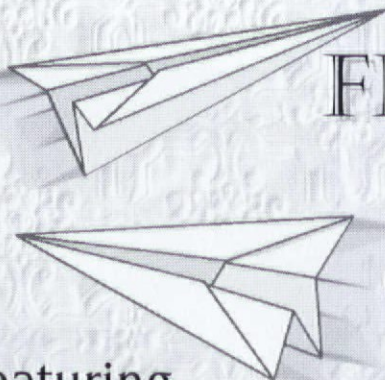
Learn FAUX EFFECTS 21st century unique
methods for FAUX and DECORATIVE fin-
ishing using the most complete and compre-
hensive line of exclusive, waterbase specialty
products in the country.

FAUX EFFECTS INC., Vero Beach, FL., is
recognized nationally as a leading school teach-
ing the art of faux and decorative finishing
techniques. Fresh exciting finishes from OLD
WORLD GLAZING to CONTEMPO-
RARY METALLIC CRACKLES.
FAUX EFFECTS HAS IT ALL.

FAUX EFFECTS methods and products are
also offered in classes at THE FINISHING
SCHOOL, Port Washington, NY

For information: Call (407) 778-9044

**Watch out for the Second Annual
Old-House Journal/Crown Berger Ltd.**



**FINISHING
TOUCH
CONTEST**

Featuring
Creative Uses of
Anaglypta® & Lincrusta®

**Grand Prize: Two Round Trip Tickets to England
Courtesy of Virgin Atlantic Airways**

In the Nov./Dec. Issue...



CHADSWORTH™
The Column Source™

Introduces
**FIBERGLASS
COLUMNS**

Load Bearing
Impervious to Insects
Fire & Impact Resistant
Ready to Prime & Paint
Will Not Deteriorate

Catalog \$3.00

Catalog: 800-394-5177
Inquiries: 404-876-5410

Chadsworth Incorporated
P.O. Box 53268, Dept. 3
Atlanta, Georgia 30355

the Original **CROSS**
VINYLattice



Never Needs Painting
Lasts For Decades
Maintenance-Free

For more information call
1 800 521-9878

BACK BY POPULAR DEMAND!

Classic Pedestal Sinks ~ \$225*



While supplies last, these fine quality vitreous china pedestal sinks represent an outstanding value for restoration or new construction projects.

Mention this ad and save 25% off coordinating faucets, fittings, and bath accessories, when purchased along with this sink.

Please refer to offer OHJ-1094 when placing your order.

HARDWARE+Plus, Inc.
1-800-522-7336

We accept Mastercard, Visa, & Discover.

*Model PDS-400A
Some pieces may have minor blemishes. Prices do not include shipping and handling charges.

Plaster Washers



Now you can save and restore your plaster ceilings and walls for just pennies.



Charles St. Supply Co.
54 Charles Street
Boston Ma. 02114



Call: (617) 367-9046
or (800) 382 4360
Low prices - Fast delivery

Call in your order today!
Orders shipped within 24 hours
Next day delivery available
VISA and MasterCard accepted
10 doz. for \$10 - 21 doz. for \$20
Complete starter kits \$15.00 & up.

THE BEST BUYS IN SPIRAL STAIRS!


METAL

OAK

VICTORIAN



Only \$425*
For 3'6" Diameter
(Hts. 8'0" to 8'8 1/2")



Only \$1575*
For 4' Diameter
(Hts. 8'0" to 8'8 1/2")



Only \$3300*
For 4' Diameter
(Hts. 8'0" to 8'8 1/2")

*F.O.B. Broomall, PA Other Diameters, floor-to-floor heights, and Welded Units available. Made in the U.S.A.

EASY-TO-ASSEMBLE-KITS (Metal Kits in stock for immediate shipping or pick-up)

NOW! SHOWROOM/WAREHOUSE LOCATIONS IN:

Broomall, PA (610) 544-7100
Pomona, CA (909) 598-5766
Sarasota, FL (813) 923-1479
Houston, TX (713) 789-0648
Chicago, IL (708) 952-9010
Stamford, CT (203) 325-8466

Call or Write for Free Color Brochure:
Toll Free: 800-523-7427 Ext. HJ94 The Iron Shop,
Dept. HJ94, Box 547, 400 Reed Rd., Broomall, PA 19008

Specify: Metal _____ Oak _____ Victorian _____

Name _____

Address _____

City _____ State _____ Zip _____

MasterCard • Visa • Amex • Discover

From the Leading Manufacturer of Spiral Stairs

THE IRON SHOP


©The Iron Shop 1993

The advertisers in this issue have literature available, and you can get as many catalogs as you need just by filling out one form.

Building Components

- 1. Traditional Wood Columns** — From 4" to 50" diameter, up to 35' long. Matching pilasters and 6 styles of capitals. Ventilated aluminum plinth and column bases. Custom work done. Free catalog. Schwerds Manufacturing.
- 2. Heart Pine Flooring** — Flooring cut from 200-year-lumber. Edges and bottoms of boards remilled for easy installation, but patina of old surface remains. Wainscoting, hand-hewn beams, mantels, and stair parts. Brochure, \$5.25. The Joinery Co.
- 73. Restoration Glass** — Imperfect glass is perfect for restoration work. Each sheet is made by using the original cylinder method. Free brochure. Bendheim Glass.
- 98. Non-Rotting Lattice** — Keeping porch lattice painted is a real chore. Instead, use PVC lattice. It looks like wood (no fake wood grain), comes in 11 colors, and can be cut, nailed, and installed like wood. Free color brochure. Cross VINYLattice.
- 125. Architectural Roofing Tiles** — Tile roofs get better with age, never need maintenance, can't burn, and can last 50-125 years. Free color catalog. Vande Hey-Raleigh.
- 215. Moisture Vents** — Small, screened metal louvers, 1" to 6" diameter, release moisture trapped in walls, cornices, soffits, etc. Just drill holes and press in place. Free literature. Midget Louver Co.
- 242. Classic Columns** — For porches and pure decoration: Doric, Ionic, and Corinthian columns sculpted from Ponderosa pine with exquisite craftsmanship. Many sizes and shapes available. Catalog, \$3.25. Chadsworth Columns.
- 387. Quartersawn Clapboard** — Vertical grain clapboard which eliminates cupping and warping. These clapboards accept paint and stain extremely well. True representations of Colonial architecture. Free brochure. Granville Manufacturing.
- 389. Antique Building Materials** — Covering the Colonial, Federal & Early Victorian Periods. Complete log houses, post & beam buildings available. Also long leaf yellow pine & oak random width flooring up to 13" wide at \$8 sq. ft. Sylvan Brandt.
- 401. Cedar Shutters** — Clear, old growth western red cedar shutters will outlast pine and plastic in looks and life. Five traditional styles in both standard and custom sizes. Brochure, \$3.25. Vixen Hill.
- 438. Quartersawn Clapboard** — The Ward family has operated this mill for over 100 years. Vertical grain clapboard eliminates warping for extended life. Free brochure. Ward Clapboard Mill.
- 470. Turn-Of-The-Century Mantels** — Over 100 authentic fireplace mantels are available in various woods and styles; from classic to the intricately detailed. Illustrated catalog, \$7.75. Urban Artifacts.
- 488. Metal Roofing Materials** — Producers of Terne and Terne Coated Stainless. Quality material with a history of proven performance is always assured. Free catalog. Follansbee Steel.
- 492. Design Portfolio** — Full-page drawings with descriptions of custom crafted traditional kitchens, and a color brochure featuring on-location photographs of Kennebec kitchens, \$10.25. The Kennebec Co.
- 493. Wood Roofs** — Distinctive western red cedar heavy butt roof shingles; excellent for restoration or new construction. Hip/ridge cap and fancy butts. Custom orders a specialty. Free literature. Liberty Cedar.
- 517. Flooring** — Antique pine and American hardwood flooring. Stair parts, cabinetry, paneling, antique beams. Many species of woods available. Brochure, \$1.25. Albany Woodworks.
- 527. Antique Flooring** — Antique wide pine flooring. Antique oak and chestnut are also available. Lengths up to 18', widths up to 14". Free brochure. North Fields.
- 580. Reproduction Hardwood Flooring** — Authentic parquet borders, strips and full floor patterns. Free brochure. Historic Floors of Oshkosh.
- 603. Building Plans** — A collection of complete building plans for Colonial & Victorian style garages, barns, sheds, garage apartments, studio cottages and other accessory buildings. Catalog includes illustrated descriptions of available blueprint designs, \$6.25. Country Designs.
- 631. Heart Pine Flooring** — Antique heart pine flooring, doors, mantels, moldings, stair parts, cabinets and lumber. Standard run or custom milled. Premier products manufactured from 200-yr.-old antique heart pine timbers. Literature and samples, \$15.25. J.L. Powell & Co. Inc.
- 653. Slate Roofing** — Providing slate & metal craftsmanship of unsurpassed quality. Nearly 200,000 pieces of salvaged slate offered to match slate roofs. Free literature. Durable Slate Co.
- 654. Elevators** — Organized in February 1923 to manufacture residence elevators, stair lifts, & dumbwaiters. Free brochure. Inclinator Company of America.
- 663. English Coal Fire** — Now you can experience an authentic English gas coal fire. Most fire openings can be satisfied. Free literature. Grate Fires Inc.
- 675. Wall Restoration** — Repair cracked plaster walls and ceilings. Costs less than drywall over plaster, gutting, or skim coating. Installs easier than wallpaper; no need to remove woodwork. Stops air infiltration and creates a vapor barrier. Free video. Specification Chemicals Inc.
- 677. Antique Heart Pine Flooring** — Recycled turn-of-the-century southern longleaf pine and cypress. Plus stair parts, millwork, and lumber. Color brochure w/ samples, \$3.75. River City Woodworks.
- 681. Roofing Products** — Offered in styles which depict the luxury of slate, the beauty of wood-grained shake and the classic look of old-style, traditional dutch lap, twin lap, and hexagonal shingles. Free literature. Supradur Manufacturing.
- 684. Fiberglass Columns** — Choose from a variety of sizes for structural support or decoration. Columns are ready to prime and paint, lightweight, fire and impact resistant and impervious to insects. Job site delivery. Free flier. Chadworth Columns.
- 703. Authentic Architectural Columns Catalog** — Interior & exterior column design applications, complete construction details and specification/selection guide in colorful 12-page catalog. Covers full range of columns in the classic orders of architecture. Free literature. Hartmann-Sanders Co.
- 729. Historic Shutters** — Handcrafted interior & exterior shutters. High quality manufacturing & restoration. They have participated in hundreds of historic & new buildings from CA to the Bahamas. Free brochure. Historic Shutter & Restoration.
- 730. Roof Restoration** — Historic roof restoration and consultation. Work done with copper, slate, tile, and some sheet metal work. Free literature. Vulcan Supply Corp.
- 732. The One Stop Roof Tile Shop** — Northern Roof Tile Sales offers you the most comprehensive range of quality clay roofing tiles, slates and accessories. Plus

OXFORD CHIME WORKS



Handcrafted Doorbells, Door Chimes and Annunciators


100% Acoustic
Genuine Chimes or Bells

Custom Melodies and Custom Chime Cabinets Available

Send \$3.00 for Complete Catalog


Oxford Chime Works
Post Office Box 665
Ridgecrest, CA 93555

(619) 446-1040
(619) 446-1041 fax



The Ward Quartersawn Clapboard

Over 100 years of continuous operation by the Ward family. Quartersawing produces a vertical grain which eliminates warping and accepts paint and stain easily for extended life and beauty. Spruce and pine. Widths from 4-1/2" to 6-1/2". Pre-staining available.



"The clapboards were blemish-free, beautiful, even in a whole truck load. It was one of the few times we've bought something, not having seen it, and everything worked out well."
— Dan Crowley, contractor, Yarmouth, Maine

Ward Clapboard Mill

P.O. Box 1030
Waitsfield, VT 05673

Moretown, VT
(802) 496-3581

Patten, Maine
(207) 528-2933

QUALITY ROOFING TOOLS

SINCE 1853

Metal Roofing Tools

- Roofing Tongs
- Hand Roofing Double Seamers
- Aviation Snips

Slate Roofing Tools

- Slate & Shingle Rippers
- Slate Cutter
- Shingle Remover
- Roofer's Ripping Spade

Also a line of specialized masonry, cooperage, and shipbuilding hand tools.
Complete catalog \$4

JOHN STORTZ & SON, Inc.
210 Vine St.
Philadelphia, PA 19106

Ph. 215-627-3855 FAX 215-627-6306

Urban Artifacts



The Source for Antique Fireplace Mantels, with over 125 Carved Wood & Marble Mantels. We also offer an impressive selection of 19th Century Oak, Mahogany and Walnut Furniture for the Home, Office and Garden.

Urban Artifacts, 4700 Wissahickon Ave., Philadelphia, PA 19144
Photographs & Shipping Available
Call for Information
1-800-621-1962

ornamental ridge tiles, decorative finials and hand crafted chimney pots. Free literature. Northern Roof Tile Sales Co.

733. Gutter Products — 6" seamless copper and heavy aluminum half-round gutter with all accessories. 6" bay window strip miters - copper and aluminum. Copper-colored aluminum coils and products. Free Literature. Commercial Gutter Systems.

737. Roofing Slate — Large inventory of new and salvaged roofing slate, slating tools and supplies. Old fashioned quality and service at today's competitive prices. Free brochure. New England Slate Company.

738. Roofing Products — Grand Manor Shingle is an extra thick asphalt shingle with two full-size base shingles and random laminated tabs for slate-like look. Free brochure. Certainteed.

739. Sentry Snow Guards — Stop snow and ice from falling off roofs without adhesives or penetration. Revolutionary locking system and designs to match any material or style. Free information kit. Snow Management Systems.

741. Roofing and Masonry Hand Tools — Repair slate roofs with our full line of slate tools. Sheet metal brick painting and cement finishing hand tools are also featured. Free brochure. John Stortz & Sons.

743. Specialty Roofing Contractor — An international roofing firm with expertise in copper roofs, cornices, ornamental sheet metal work including custom made sheet metal stamping pieces, slate, historical tile, steam-bent wood shingles, and water reed thatching. Free literature. C&H Roofing.

745. Slate & Tile Roofing — Specialists in repair and restoration of slate and tile roofing. Offering a large inventory of clay tile & slate, both old & new. Full service sheet metal shop. Servicing the West. Free literature. South Side Roofing Co., Inc.

746. Capstone™ Shingles — Asphalt shingles with slate-like looks and dimensionality. Offered in two colors, Capstone creates an impression of deep shadows, particularly on steep roofs. Free brochure. Elk Corp.

Decorative Materials

20. Tin Ceilings — 22 original Victorian and Art Deco tin ceiling patterns. Several patterns available by special order in brass and/or copper. Cornices, pre-cut miters, and center medallions are available. Brochure, \$1.25. AA Abbingdon Affiliates.

22. Nottingham Lace Curtains — Real Victorian lace, woven on 19th-century machinery, using original designs. Panels are 60" wide, 95% cotton, 5% polyester. White and ecru available. Catalog, \$2.25. J.R. Burrows.

26. Push-Button Switches — Quality reproductions of push-button light switches. Switch plates in plain brass or ornamented. Brochure, \$1.25. Classic Accents.

27. Victorian Roomset Wallpapers — Victorian wallpapers that you can combine in infinite variations. Neo-Grec; Anglo-Japanese; Aesthetic Movement. Super catalog, \$10.25. Bradbury & Bradbury.

42. Country Curtains — Hundreds of styles and fabrics to choose from. More lengths and widths than you'll find almost anywhere, all ready-made and conveniently available by mail or phone. Free 64-page color catalog. Country Curtains.

47. Tin Ceilings — 22 patterns ideal for Victorian homes and commercial interiors. Patterns from Victorian to Art Deco. 2'x4' sheets available. Cornices available in 4' lengths. Brochure, \$1.25. Chelsea Decorative Metal.

128. Tin Ceilings — Ornamented metal ceilings in turn-of-the-century patterns using original dies. Center plates, borders, corner plates, cornice, and filler plates included. Catalog, \$3.25. W.F. Norman Corp.

245. Plaster Ornaments — Hundreds of plaster ornaments from late 19th- and early 20th-century periods made using original moulds. Ceiling medallions, brackets, grilles, cornices, etc. Illustrated catalog, \$3.25. Decorator's Supply.

480. Ice-Boxes — Manufacturers of premium solid oak ice-box electric refrigerators. Literature, \$3.25. Northern Refrigerator.

617. Wooden Flag Poles — Hand-made, white beauties featuring classic designs. Ready to install with all accessories including custom engraved owner's plaque. 20' and 25' lengths. Free color brochure. Hennessy House.

Doors & Windows

9. Replacement Wood Windows — 16-page free booklet tells what to look for in a replacement window, and how to install it. Get a thermally efficient genuine wood window in almost any size and historic shape. Marvin Windows.

16. Wood Sash — Divided lite, round top, curved, double-hung, fixed, casement, or

storm sash. Insulated glass, shutters, screen doors, and trim. Brochure, \$2.25. Midwest Architectural Wood Products.

53. Wooden Screen Doors — Blending function, fine craftsmanship, and styling. Innovative styles ranging from the classic design to highly ornamental. Catalog, \$3.25. Oregon Wooden Screen Door.

194. Specialty Wood Windows — Palladians, straight, and fan transoms. Single-, double-, or triple-glazed. Solid wood entry doors with insulating core also available. Brochure, \$3.25. Woodstone Company.

410. Colonial Woodwork — Handcrafted custom-made interior and exterior 18th-century architectural trim. Finely detailed Colonial doors, windows, shutters, wainscot, and wall paneling. Catalog, \$2.25. Maurer & Shepherd Joyners.

582. The Window Quilt™ — Save 80% of heat loss through windows and sliding glass doors. Quadruples insulation value of single-pane windows. Triples insulation value of double-pane windows. Stops infiltration and cold convection. Free literature. Appropriate Technology Corp.

622. Window Spring Counterbalances — The alternative system to window weights and pullies. For double-hung windows. Efficient and economical. Perfect for historic buildings. Free literature. Pullman Mfg. Corp.


709. Vista Window Film — Rejects up to 65% of the sun's heat, 99% of damaging ultraviolet rays, reducing fading and glare while maintaining a neutral appearance on the window. Free literature. Vista Window Film.

734. Interior Wooden Storm Windows — Conservation and restoration of all window components in historic and antique buildings. Custom and replica sash. Cabinet grade wooden interior storm window system. Service throughout New England. Free literature. Architectural Detail in Wood.

Finishes & Tools

31. Rotted Wood Restoration — Epoxy system restores rotted wood, so you can save historically significant and hard-to-duplicate pieces. Repairs can be sawn, drilled, sanded, and painted. Free brochure. Abatron.

365. Fireplace Repair — Offering a full line of chimney and fireplace maintenance and repair products for over 100 years. Gaskets, cleaners, caulking, patching, and specialty paint products. Free catalog. Rutland Prod.



OUR COLLECTION OF SINGLE & DOUBLE SCONCES & COMPATIBLE CEILING LIGHTS IS AVAILABLE IN TEN DIFFERENT COLORED PATINAS, BRASS OR NICKEL.

FOR CATALOG SEND \$5.

OMEGA TOO

2204 San Pablo Avenue
Berkeley, CA 94702
510 843-3636



Quartersawn Clapboard Siding and Building Materials

including Wide Pine and Hardwood Flooring

Quartersawing

produces a vertical grain clapboard.

- Twists and warps less
- Wears more evenly
- Bonds paint and stain better

Also featuring,

Olympic Machinecoat™ Exterior Pre-Finish for all types of siding.

Allows finishing prior to installation with 15 year warranty:

- Crack, peel and Flake Resistant
- Washable without damaging finish
- Non-Yellowing

Granville Manufacturing

Company, Inc. • Established 1857

Granville, Vermont 05747

802-767-4747

Call or write for free brochure

Silence Is Golden!

Stop floor squeaks now!

Squeaky floors
driving you up a wall?

Get Squeakender!
The amazing device
that eliminates floor
squeaks...forever.
Squeakender is easy to
install! You need no special
tools and it won't harm
floors. Follow the
instructions and in less
than 10 minutes floor
squeaks are history.



Available at your local Kmart store or call
1-800-323-0982 and order
this revolutionary product.

It costs so little and
works so well, the
results will floor you.
Guaranteed.

**SQUEAK-
ENDER**

If you want a product that's as
good as gold,
you'd better step on it!
Get Squeakender today!



E&E Special Products • 7200 Miller Drive, Warren, MI 48092

T • H • E DURABLE SLATE COMPANY

Providing the highest
quality of slate roof
restoration and
architectural sheet
metal. Salvaged slate
to match any roof.

614-299-5522
1-800-666-7445

Sweet Inspiration

Our Jelly
Cupboard
is just a
beginning.
See our
catalog for
even more
inspiring
decorating
ideas.



For a **FREE CATALOG** write to:

Yield House

P.O. Box 2525, Dept. YH120
Conway, NH 03818-2525
1-800-659-0206

Name _____

Address _____

Telephone _____

439. Molder-Planer — Restore old houses with the versatile W7 Series Molder/Planer. Reproduce railings, sashes, crowns, rails, window and door stops, and curved molding with chatter free finishes. Free information kit. Williams & Hussey.

539. Refinishing Products — Paint strippers, clear finishes, lacquers, sanding sealers, caulking compounds, linseed oil putty, glazing compounds. Free information. Sterling-Clark-Lurton, Corp.

569. Structural Epoxy Cement — Abocrete patches and resurfaces concrete, fills cracks and replaces missing concrete. Abojet structural crack-injection resins restores monolithic integrity to cracked loadbearing structures. Free brochure. Abatron, Inc.

589. Mildew-Proof Paint — A high-performance, low-odor, water-based paint that withstands humidity, prevents blistering and peeling. Provides a decorative, washable, and scrubable finish, in satin or semi-gloss. Free application booklet. William Zinsser & Co., Inc.

595. Rock-Hard Putty — Ideal for repairing walls, woodwork, and plaster. It can be sawed, chiseled, polished, colored, and molded. It stays put and will not shrink. Free literature. Donald Durham Co.

611. Paint Shaver™ — This patented, ecologically-safe power tool strips paint from shingles and clapboards. The dust collector allows encapsulation of debris for retrieval. Free literature. American-International Tool Ind., Inc.

615. Dust-Free Sanding — Vacuum system HEPA filter. Available with the Random Orbit sander, half-sheet finish sanders, rotary sanders, and the triangular sander. Free color brochure. Fein Power Tools Inc.

672. Old Fashioned Appliances — Victorian style cook stoves & gas refrigerators, slater's & blacksmith's tools. Hundreds of 19th century items you thought they quit making decades ago. Catalog, \$2.25. Lehman Hardware.

680. Professional Finishes — Supplier of waterborne finishing systems and products for walls and furniture from olde world to contemporary. Offering workshop training. Free literature. Faux Effects, Inc.

702. Water Base Metallic Coatings — Copper, brass, bronze, mauve and silver. Finishes include green (verdi), blue, burgundy and black and can be applied to metal paints and solid metals. Free literature. Patina Finishes & Copper Coats, Inc.

728. Heritage Village Colors — Authentic reproductions of 18th- & 19th-century architecture. Suitable for most exterior and interior surfaces, walls, woodwork, trim, furniture and decorative painting. Literature, \$3.25. Primrose Distributing.

735. 18th- & 19th-Century Paints — For the serious restorer. Using the highest quality traditional materials to reproduce accurate colours and dynamics of the original hand prepared paints of the colonial era. Literature, \$2.75. Historic Paints Ltd.

744. Power Tools — 44-page color catalog covers the Bosch line of power tools, including drills, saws, drivers, hammer drills, woodworking tools and accessories. Free literature. S-B Power Tool.

Furnishings

209. Authentic American Victorian Furniture — Three big barns full of antique furniture. One of New England's largest collections of American oak and Victorian furniture and select accessories. Store brochure, \$2.25. Southampton Antiques.

221. Restored Antique Fans — Restoring and selling of antique fans and parts. Large changing inventory. The proprietor wrote a book on the history of fans. Detailed brochure, \$2.25. The Fan Man.

353. Radiator Enclosures — The durability of steel with baked enamel finish in decorator colors. More efficient than paint, and keeps drapes, walls, and ceilings clean. Free estimates. Free catalog. ARSCO Manufacturing.

576. Reproduction Wallpapers — Reproducing antique wallpapers by silk screen. Sidewall, ceiling, border, and corner patterns dating from mid-19th to early-20th centuries. Catalog, \$3.25. Victorian Collectibles.

722. American Country Style Furniture — Furnishings featuring factory direct Shaker, traditional, and oak tables & cabinets. Accessories are available, such as pillows, doorstops, rugs and specialty items. Catalog, \$3.25. Yield House.

723. Quality Architectural Antiques — From some of the midwest's finest buildings. What we don't have we can often find. We buy and sell. Free brochure. Kimberly's Old House Gallery.

727. Fireplace Guide — Explains fuel choices, heat output, and design options offered by major manufacturers. It's every-

thing you need to know to make wise choices in fireplace appearance & performance. Free literature. Heatilator Inc.

Lighting Fixtures

4. Victorian Lighting Fixtures — Authentic reproduction Victorian and turn-of-the-century electric and gas chandeliers and wall brackets. Solid brass with a variety of glass shades. Catalog, \$5.25. Victorian Lighting Works.

10. Craftsman Lighting — Reproduction craftsman chandeliers and sconces fit right into any bungalow, Mission, Foursquare, or traditional home. Fixtures in solid brass or cast iron. Free catalog. Rejuvenation Lamp & Fixture Co.

11. Victorian & Turn-of-Century Lighting — Recreating fine period lighting of 19th- & 20th-century Americana. Reproduction of unusual styles. New large color catalog includes sconces, fixtures & glass shades. Free. Roy Electric Co.

219. Lighting Reproductions — Classically designed lighting with the introduction of its ADA sconces and 360 Lux direct/indirect 100W metal halide luminaires. Catalog, \$2.25. Original Cast Lighting.

330. Cast Aluminum Street Lamps — A large selection of charming, old-fashioned cast aluminum street lamps and mailboxes. Quality lighting at affordable prices. Free brochure. Brandon Industries.

334. Gorgeous Chandeliers & Sconces — Original designs of all-crystal, using genuine Strass. Solid brass and Venetian crystal reproductions of Victorian gas styles (wired). Manufacturers prices. Catalog, \$3.75. King's Chandelier Company.

560. Early-American Lighting — Reproduction fixtures such as wall sconces, chandeliers, copper lanterns, and hall fixtures. Everything is handmade. Catalog, \$2.25. Gates Moore Lighting.

698. Victorian and Period Lighting — From 1850 to 1930s. Original restored pieces. Floor and table lamps, wall sconces, and chandeliers are available, including gas burning fixtures. Brochure, \$1.25. Gaslight Time Antiques.

Metalswork

30. Historic Markers — Proclaim your home's age with a cast bronze or aluminum marker. Manufacturers of plaques for

Push Button Light Switches

DIMMER & SINGLE & 3-WAY





- SOLID BRASS COVERS
- * DECORATIVE
 - * PLAIN
 - * CHROME
 - * BROWN
 - * IVORY
 - * OAK

For Catalog Send \$1.50 to:

Classic Accents
 P.O. Box 1181 • Dept. OH
 Southgate, MI 48195
 (313) 282-5525

Everything Victorian




- Fretwork gingerbread and lots more for interior and exterior use; most complete line available.
- Save with factory-to-you pricing.

Send \$4.50 for full color, 52-page product and design idea catalog.



P.O. Drawer 609,
 Carlisle, PA 17013
 717/243-0063
 Dept. 203

Bring Back The 1890s In The 1990s



TIN CEILINGS


**ORIGINAL DESIGNS
 VICTORIAN-ART DECO**

Send \$1.00 for Catalog to:

CHELSEA DECORATIVE METAL CO.
 9603 Moonlight Dr., Dept. 094
 Houston, Texas 77096

Questions: 713-721-9200

2' X 4' Sheets For Easy Handling
 Shipped Anywhere



Authentic English Gas Coal Fires

THE ULTIMATE FIREPLACE EXPERIENCE IS NOW AVAILABLE IN AMERICA!

- Perfect for giving Historic Homes the authentic coal fire look and heat.
- Burns energy efficient natural gas or propane; easy installation and use.
- Elegant cast iron grate craftsmanship.
- Many different styles and sizes to fit any chimney. Starting at 16" tapered.



CALL OR WRITE FOR FREE COLOR BROCHURE:
 P.O. Box 351 • Athens, Georgia 30603
 (PH) 706/353-8281 (FAX) 706/353-8312

Authentic Colonial Woodworking



Windows, Doors and Entryways
 Old Glass, Moldings
 Raised Panel Walls

Brochure \$2.25

**Maurer & Shepherd
 Joiners Inc.**

122 Naubuc Avenue
 Glastonbury, CT 06033
 (203) 633-2383



Ready-Laid™ antique heart pine flooring

*The Joinery Is Making History
 With A Floor That's Easy To Install.*

The tools are centuries old. So are the timbers. And through The Beauty Of Recycling™ The Joinery Company is using them to make history with something brand new: Ready-Laid™ antique heart pine flooring.

- Pre-fitted, pre-laid flooring that needs no commercial sanding
- Pre-squared ends, laser-straightened edges
- Easy-to-handle nested bundle packaging
- Kiln-dried stability

Send \$5 for a portfolio & price list, or \$25 (refundable with your order) for samples of our fine woods.

THE JOINERY CO.
 Antique Heart Pine Flooring

Dept. OH • PO Box 518 • Tarboro, NC 27886
 (919)823-3306

National Register, American Buildings Survey, and custom work. Free catalog. Smith-Cornell.

55. Custom-Made Plaques — Historic markers for indoor or outdoor use. Standard bronze cast plaques, 7" x 10", are \$90 plus shipping. Other dimensions and styles available. Free brochure. Erie Landmark.

122. Ornamental Iron Fencing — Ornamental iron fences and gates are custom made. Matching of old fences is available using authentic Victorian patterns and castings. Catalog, \$3.25. Stewart Iron Works.

307. Fireplace Firebacks — Large collection of antique replica firebacks. Authentic cast-iron plates make fireplaces safer, more efficient and more beautiful. Catalog, \$2.25. Country Iron Foundry.

545. Spiral Stairs — Victorian settings. The beauty of cast iron, but not the weight. All components, except handrail, are solid castings of high strength aluminum alloy. Free color brochure. The Iron Shop.

571. Traditional Wrought Ironwork — Specialists in Colonial period lighting. Museum-quality reproductions. Custom designs. 38-page, full-line catalog, \$4.25. Iron Apple Forge.

659. Grilles & Registers — Manufacturers of a complete line of elegant cast-brass and traditional cast-iron decorative grilles & registers. Color catalog, \$1.25. Reggio Register Company.

Millwork & Ornament

44. Victorian Millwork — 19th-century designs in solid oak and poplar: fretwork, brackets, corbels, grilles, turnings, and gingerbread precision manufactured so product groups fit together. Color catalog, \$4.75. Cumberland Woodcraft.

101. Shutters & Blinds — Colonial wooden blinds, movable louver, and raised-panel shutters. All custom-made to specifications. Pine or cedar, painted or stained to match any color. Free brochure. Devenco Louver Products.

294. Plaster Ornament — Ornaments of fiber-reinforced plaster. Restoration work and reproduce existing pieces if a good example is supplied. Complete catalog of 1500 items, \$10.25. Fischer & Jirouch.

518. Custom Turnings — Newel posts, porch posts, column bases, fluting, spiral

rope twist, etc. Custom orders. Catalog, \$5.75. Custom Wood Turnings.

651. Custom Millwork — A prime source serving architects, designers, builders, & homeowners nationwide. Custom specialties include spiral stairs, doors, bookcases & panel work. Catalog, \$5.25. American Custom Millwork, Inc.

652. Architectural Millwork — Millwork ranges from doors to columns. Specialist in materials & architectural components. Expert manufacturers of heart pine, chestnut & wide plank flooring. Free literature. Architectural Timber & Millwork.

694. Custom Turnings — A custom turning service of porch posts, newells, balusters & stair parts from samples or drawings. Prompt, quality service with capacity to 12 feet. Free quotes. CinderWhit & Co.

704. Glue-on Ornamental Porch Brackets — New product designed specifically to add personality and charm quickly and inexpensively. 2' tall, 2" thick reproductions only \$16.00-\$19.00 each. Brochure, \$1.25. American Porch Brackets.

705. Custom Architectural Millwork — Match existing profiles of mouldings. Curved millwork, doors, windows, flooring, stairs, cabinetry, built-ins and bookcases. Period panel work and casework. Design service available. Free literature. Creative Woodworking.

Plumbing & Hardware

18. Victorian Hardware — A vast selection of high-quality 18th- and 19th-century reproduction hardware for doors, windows, shutters, cabinets, and furniture. Plus high-security locks with period appearance 108-page catalog, \$5.25. Ball & Ball.

49. Renovation Hardware — Hard-to-find supplies including brass cabinet hardware, lighting, weathervanes, pedestal sinks, old-fashioned bathtub showers, and bathroom fixtures. Mail-order catalog, \$3.25. Antique Hardware Store.

110. Bathroom Fixtures — A wide variety of antique and reproduction plumbing, tubs, porcelain faucets and handles, pedestal sinks, high-tank toilets, and shower enclosures. 96-page color catalog, \$6.25. Mac The Antique Plumber.

269. Bathroom Fixtures — The complete Victorian bathroom. Clawfoot tubs, free-standing vitreous china pedestal sinks, pull-chain toilets, chicago faucets, towel bars,

etc. Free catalog. Sunrise Specialty.

302. Restoration Hardware — Over 1000 different brass items for houses and furniture. Plumbing, lighting, wall and ceiling coverings, tin ceilings, and more. Wholesale/Retail. Catalog and 1-year mailings, \$5.50. Hardware+Plus.

303. Fancy Plumbing Fixtures — Hard-to-find fixtures: pedestal lavatories, Victorian-style washstands, drop-in-basins. Plumbing hardware and accessories, fireplace mantels, lighting fixtures, and much more. Catalog, \$5.00. Ole Fashion Things.

397. Hard-To-Find-Hardware — The vast collection covers all periods from the 16th century through the 1930s. Only the finest material are used, including brass, iron, pewter, and crystal. New catalog includes 34 pages of informative text and 372 pages of high-quality restoration hardware for doors, windows, cabinets, and furniture, \$6.75. Crown City Hardware.

538. Fixtures & Accessories — Bathroom fixtures and accessories: door, window, & cabinet hardware. Lighting fixtures also. Free Catalog. Renovator's Supply.

558. Square Drive Screws — With over 200 sizes and styles in stock, virtually every desired screw is available in the high-torque square drive. Free catalog. McFeely's.

657. Salvage — Antique & reproduction items from lighting fixtures & tubs to mantels & doors. Literature, \$1.25. Ohmega Salvage.

714. Victorian Bathroom Fittings & Fixtures — Direct from the factory. Reasonably priced replicas are exact reproductions of bathrooms of the Victorian & Edwardian periods. Design consultations also available. \$5.25 catalog. Faucet Factory.

Restoration Supplies & Services

5. Pigeon Control — Get rid of pigeons and other birds with inconspicuous stainless steel needles that eliminate roosting places without harming your building. Free brochure. Nixalite of America.

23. Chimney Flue Liner — Poured-in-place, 2-liner system. No mess, one day process. First liner strengthens and insulates; second liner seals and protects. UL Listed. Nationwide. Free catalog. Ahren's Chimney Technique.

35. Plaster Washers — These inexpensive

washers can resecure loose ceilings and walls. Starter packet of 3 doz. washers with instructions, \$4.75. Charles Street Supply.

38. Chimney Liner — Ventinox continuously welded liner connects chimney-top to heat source without joints or breaks. Reduces condensation, increases heating efficiency, improves safety. Free catalog. Protech Systems, Inc.

113. Chimney Liner — System seals, relines, and rebuilds chimneys from inside out with poured refractory materials. Especially effective for chimneys with bends and offsets. Free brochure. National Supafull Systems.

312. Chimney Sweeps — Maintenance, repair and restoration services. Cleaning, internal video inspections, dampers, caps, stainless steel and Ahren "cast-in-place" linings. Free literature. Certified Chimney.

565. Chimney Liners — Lifetime warranted, flexible chimney relining pipe. UL listed, safe in real-world applications. Constructed of 4 interlocked layers of the finest certified 304-stainless steel. Free brochure. HomeSaver Chimney Liners.

585. Building Repair Products — Manufacturers of interior and exterior priming, patching, and sealing products. Free literature. Tuff-Kote Company, Inc.

645. Metal Item Restoration — Stripping, plating, polishing & protecting all metal items in the home including registers, hinges, door knobs, brass beds, cold air returns, lamps, windows & door hardware, chandeliers and plumbing fixtures. Free literature. Strassen Plating.

701. Faux Finishing Tools & Video — Complete line of quality badgers, floggers, mottlers & stipplers. Check rollers, graining combs, pipe over-grainers, sponges & feathers. How-to videos and books. Free brochure. Old World Brush & Tool Co.

724. Squeakender — Positively eliminates floor squeaks! Square anchor is positioned next to joist and screwed to the underside of floor (hardware included). It's quick, easy and economical. Free literature. E & E Special Products.

725. Barn-House Kits — 100-plus-year-old southeast Pennsylvania bank barn frames disassembled and ready for conversion to barn-house. Complete kit delivered to your site. Free catalog. Pitcairn-Ferguson.

726. Preservation & Restoration — Materials for restoration & preservation of historic & other structures. AcryMax Tin Roof

Restoration Systems is high performance acrylic technology assuring years of water-proof protection. Free catalog. Preservation Products.

731. Building Preservation Associate Degree — Belmont Technical College offers an Associates degree in building preservation and restoration technology. Free literature. Belmont Technical College.

736. Antique Stoves — Stoves bought, sold,

and reconditioned. Wood, coal, or gas, parlor stoves or kitchen ranges. Free literature. Keokuk Stove Works.

740. Gargoyles and More — Reproduction of historical sculpture and architectural artifacts. Gargoyles, wall friezes, columns, table bases, busts and more. Exterior and interior finishes. New this year, marble columns and imported tapestries. Free color catalog. Design Toscano.

LITERATURE REQUEST FORM

Circle the numbers of the items you want, and enclose \$3 for processing. We'll forward your request to the appropriate companies. They will mail the literature directly to you ... which should arrive 30 to 60 days from receipt of your request. Price of literature, if any, follows the number. Your check, including the \$3 processing fee should be made out to Old-House Journal.

1. Free	110. \$6.25	438. Free	617. Free	723. Free
2. \$5.25	113. Free	439. Free	622. Free	724. Free
4. \$5.25	122. \$3.25	470. \$7.75	631. \$15.25	725. Free
5. Free	125. Free	480. \$3.25	645. Free	726. Free
9. Free	128. \$3.25	488. Free	651. \$5.25	727. Free
10. Free	194. \$3.25	492. \$10.25	652. Free	728. \$3.25
11. Free	209. \$2.25	493. Free	653. Free	729. Free
16. \$2.25	215. Free	517. \$1.25	654. Free	730. Free
18. \$5.25	219. \$2.25	518. \$5.75	657. \$1.25	731. Free
20. \$1.25	221. \$2.25	527. Free	659. \$1.25	732. Free
22. \$2.25	242. \$3.25	538. Free	663. Free	733. Free
23. Free	245. \$3.25	539. Free	672. \$2.25	734. Free
26. \$1.25	269. Free	545. Free	675. Free	735. \$2.75
27. \$10.25	294. \$10.25	558. Free	677. \$3.75	736. Free
30. Free	302. \$5.50	560. \$2.25	680. Free	737. Free
31. Free	303. \$5.00	565. Free	681. Free	738. Free
35. \$4.75	307. \$2.25	569. Free	684. Free	739. Free
38. Free	312. Free	571. \$4.25	694. Free	740. Free
42. Free	330. Free	576. \$3.25	698. \$1.25	741. Free
44. \$4.75	334. \$3.75	580. Free	701. Free	743. Free
47. \$1.25	353. Free	582. Free	702. Free	744. Free
49. \$3.25	365. Free	585. Free	703. Free	745. Free
53. \$3.25	387. Free	589. Free	704. \$1.25	746. Free
55. Free	389. Free	595. Free	705. Free	
73. Free	397. \$6.75	603. \$6.25	709. Free	
98. Free	401. \$3.25	611. Free	714. \$5.25	
101. Free	410. \$2.25	615. Free	722. \$3.25	

Name _____ Total \$ _____

Company _____ P & H \$3.00 _____

Address _____

City _____ ST _____ Zip _____ Total Enclosed \$ _____

Phone _____

Mail to: Old-House Journal, Products Network, 2 Main St., Gloucester, MA 01930


This card must be mailed before January 31, 1995

9410

**NEW ALL-WOOD
DECORATIVE CEILING
AND WALL PANELS!**

⊗
EASY DO-IT-YOURSELF INSTALLATION
PANELS MEASURE 16' x 16'
\$4.00 PER PANEL
WE SHIP ANYWHERE!
SEND \$1 FOR BROCHURE

M.D. IMPOR[⊗]TS
8151 SISSON HWY.
EDEN, N.Y. 14057
(716) 992-9292 FAX: (716) 992-2828



*From the Heart of the South...
The BEST for Less\$*

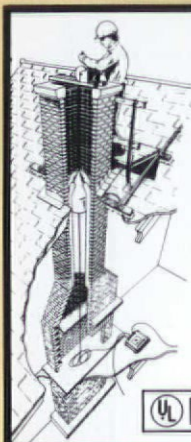
**ANTIQU
HEART PINE
FLOORING**

T&G Floors • Stairparts • Doors
Cabinetry • Paneling
Custom milled from Antique Beams
EXPOSED BEAMS
Dry • Aged • Superb



**ANTIQU HEART
CYPRESS**

Custom Milled • Quality Guaranteed
Albany Woodworks
P. O. Box 729 • Albany, LA 70711 • 504/567-1155



AHRENS® **Relines/Restores
Masonry Chimneys**

With The **ONLY** Listed Two-Liner Cast-In-Place Masonry Process

- First insulates and strengthens
- Second seals and protects
- Both are immune to acids and moisture
- No guess work. Mechanically applied
- No exterior alterations.
- No metal to corrode.
- Improves heating efficiency — All for a fraction of the cost of rebuilding!



Dealership network nationwide.
Call or write for more information:
2000 Industrial Ave.
Sioux Falls, SD 57104
1-800-843-4417



Custom Wood Turning


Authentic Replications • Prompt, Quality Service • Will Work From Drawings or Samples
Porch Turnings • Stairway Turnings • Balusters • Newels • Spindles
Lengths To 12 Feet • Call For Free Brochure

CinderWhit & Company

733 Eleventh Avenue South • Wahpeton, ND 58075
Ph. 701-642-9064 • Fax 701-642-4204

F·I·R·E·B·A·C·K·S

Classic fireplace protection yields construction benefits



Upgrade fireplace appeal with white plaster, old paving bricks and stones. A cast iron fireback shields rear wall from cracking, spalling and loosened mortar. Radiates heat, too.
A letterhead request brings you our 24-page catalog of the nation's largest collection of antique and contemporary designs.

Dept. 0409
P.O. Box 600
Paoli, PA 19301
(610) 353-5542



MODERN VENTILATION

**NOW AVAILABLE
WHITE
MIDGET LOUVERS**


Two styles in four sizes at extremely attractive prices. Ideal for residential construction. Control Moisture, Vapor, Damp Rot, Corrosion and excessive heat. Easy to install without screws or nails.



**MIDGET LOUVER
COMPANY**

800 MAIN AVENUE
NORWALK, CONNECTICUT 06851
PHONE (203) 866-2342
FAX (203) 847-7147

SPRING COUNTERBALANCES



Struggling with your windows? Replace old pulleys, weights, and ropes for smooth, trouble-free operation.

No need to remove the sash. Send for more information through the Reader's Service section of this issue.

Pullman Mfg. Corp.

PHONE: 716-334-1350 FAX: 716-359-4460

Associate Degree in Building Preservation

Develop your appreciation for traditional craftsmanship, and the built and natural environments while learning to apply preservation theory in real life situations. Get hands-on restoration training at our two field lab houses (1907 Colonial Revival, 1846 Federal) and in



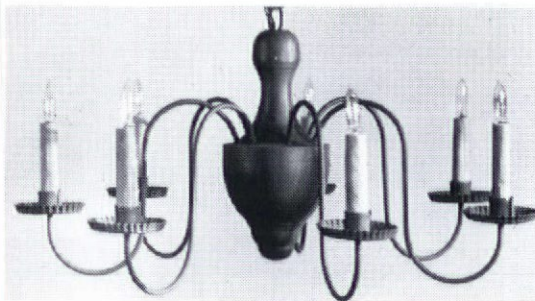
the preservation workshop. Our curriculum is a rigorous examination of preservation theory balanced by practical applications of specialized construction and craft techniques. To learn more, please contact the Building Preservation Program for further information.

BELMONT TECHNICAL COLLEGE

120 Fox-Shannon Place, St. Clairsville, OH 43950 614/695-9500 ext. 48

HANDCRAFTED

To The Drip On The Tapered Candles



Early American Lighting since 1938; chandeliers, copper lanterns, and wall sconces.

Knowledgeable collectors, Restorations and Museums have been buying our fine fixtures for over 30 years. A list is available on request. \$2.00 for catalog.

GATES MOORE

River Road, Dept OHJ
Silvermine Norwalk, Conn.
06850 - Tel. (203) 847-3231





SPECIALISTS IN THE REFRIGERATION REQUIREMENTS OF YOUR ANTIQUE KITCHEN OR PERIOD HOME

- Manufacturers of premium solid oak ice-box Electric Refrigerators
- All-refrigerator, and refrigerator-freezer combinations available
- Send \$3 for descriptive literature

Northern Refrigerator Company
21149 Northland Drive
P.O. Box 204, Dept. OHJ
Paris, Michigan 49338
(616) 796-8007

Largest Selection of Antique American Oak and Victorian Furniture in New England



Store Brochure \$2.00
Custom made video tape \$25.00
413-527-1022
Rt. 10, Southampton, MA 01073
Thu., Fri., Sat. 10-5 Closed August.
Directions: Exit 3 off Mass. Pike (I-90),
7 miles north on Rt. 10.

Free Polishing, Plating or Lacquering

Send us one of your hinges, doorknobs or window hardware, no matter what condition. We'll strip, polish, replate (with brass, nickel or chrome) or lacquer one sample piece of your hardware (even one coated with paint) FREE just to introduce you to our custom metal refinishing service. Mail or UPS your piece, plus \$2 for return shipping. We're certain you'll find us perfect for your older home.

Call us about plating registers, plumbing fixtures, lamps & chandeliers.


Strassen Plating

3619 Walton Ave. • Cleveland, Ohio 44113 • Phone or FAX (216) 961-1525
Hours 8am-8pm

SHUTTERS

HISTORIC SHUTTER &
RESTORATION, INC.

Specializing in Handcrafted
Interior & Exterior Shutters



RESTORED 1980

Historic Shutter & Restoration is renowned for its high quality manufacturing & restoration. They were chosen to participate in two of Key West's finest landmarks - the Old City Hall, featuring their solid arched top, raised panel design & also the Lighthouse keeper's quarters, featuring recycled antique cypress with adjustable louvers. Historic Shutter can completely restore any wooden shutter, one window or your entire house.

"So recycle, save money and a tree."

Guaranteed Quality,
Craftsmanship & Service

5700 4th Avenue, Key West, Florida 33040
305-296-6332

HANDSOMELY CRAFTED WOODEN SCREEN DOORS

Whether your home is on the Historical Register, or still on the drawing board, Oregon Wooden Screen Door Company has a variety of screen doors and energy-efficient storm doors suited to you.

Designed for interior as well as exterior use, each door component is constructed using the finest materials and joined with wooden pegs and glue (no nails).

For complete information and styles available, send \$3 (refundable with Purchase) for our catalogue.
Oregon Wooden Screen Door Company
Dept. OHJ, 2767 Harris, Eugene, OR 97405



Oregon
Wooden Screen Door
company

MANUFACTURER'S PRICES

Elegance You Can Afford

FOR OVER HALF A CENTURY

Direct from King's, the Designers and Makers.

\$3.75 for 90-page illustrated catalog (1st class mail) of our All-crystal chandeliers; our genuine SWAROVSKY STRASS; our handsome, hand-polished brass and crystal (wired) Victorian gas reproductions. Satisfaction guaranteed.

KING'S CHANDELIER COMPANY

910-623-6188

PO Box 667 Dept OHJ-994 Eden NC 27288



Anytime Anywhere Anywood

CURVED or STRAIGHT MOLDINGS

Both are yours with a W&H
Molder/Planer

Thousands of professionals and serious woodworkers use our American-made cast iron molder/planers to produce smooth moldings, raised panels, crowns and curved molding.

In the shop or at the job site, W&H meets your needs every day with quick knife changeover and ultimate versatility with all kinds of wood.

Over 40 years of experience supports our products with a 5 year warranty! Call or write today for our FREE information kit!

800-258-1380 (USA) 603-654-6828
FAX 603-654-5446

Williams & Hussey
Machine Co., Inc.


Dept. 564IM
P.O. Box 1149 Wilton, NH 03086



THE NEW ENGLAND SLATE COMPANY

NEW & SALVAGED
ROOFING SLATE
copper nails, tools,
and supplies

Old Fashioned Quality and Service
at Today's Competitive Prices



THE NEW ENGLAND SLATE COMPANY

Burr Pond Road
Sudbury, VT 05733

(802) 247-8809
Fax: (802) 247-0089

CUSTOM WOOD TURNINGS

- Architectural Mouldings
- Balusters
- Newel posts
- Porch posts
- Columns
- Fluting
- Spiral rope twist
- Finials
- Furniture parts

- No minimum order
- Shipment coordination
- (72 page catalog \$5.50)



156 Main St., P.O. Box 338
Ivoryton, CT 06442
(203) 767-3236 Fax (203) 767-3238

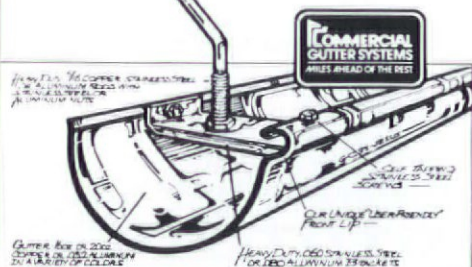
**TODAY'S TECHNOLOGY
PRESERVING THE LOOK
OF THE PAST.**

If you appreciate the "Olde World" style of gutters and downspouts and desire to restore and preserve your home in harmony with the original intent of its design. Commercial Gutter systems introduces authentic 6" seamless half-round gutter in both copper & heavy aluminum.

We have designed an innovative front lip on our 6" seamless half-round gutter that is compatible with our unique hidden nut and bolt adjustable hanger. Allowing for an efficient, durable fastening system unmatched in half-round application.

- 32' lengths shipped without fear of damaged material
- complete line of half-round accessories
- samples available upon request

5621 East 'D.E.' Avenue • Kalamazoo, MI 49004
Phone: 616-382-2700 • Fax: 616-343-3141



A Collection of Complete Building Plans

**COUNTRY
DESIGNS**




BARNs, SHEDs, GARAGEs, STUDIO COTTAGEs, GARAGE APARTMENTs, VACATION HOUSEs also other accessory buildings and a folio of period fences.

SEND \$6.00 FOR CATALOG TO: COUNTRY DESIGNS, BOX 774J, ESSEX, CT 06426

**Architectural
Antiques**

Old Doors, Stained Glass, Woodwork, Hardware, Lighting, Plumbing, Staircases, Cabinets, Columns, Mantels, Terracotta, Iron and Brass work.

Plus other selected Antiques from Historic Buildings of all types.



RESTORATION

Fireplace & Chimney Restoration Specialists

- Lining (all types)
- Rebuilding
- Repairs
- Chimney Cleaning
- Chimney Caps



Fully Insured
Serving Tri-State
Area Since 1960

**CERTIFIED
CHIMNEY
CONTRACTORS**

3122 Route 10 West • Denville, NJ 07834

201-361-1783

212-724-9411

Residential • Commercial • Institutional



1-800-PILLARS
AMERICAN
PORCH BRACKETS
137 LINCOLN AVE. • SUITE 16 • DOVER • NJ • 07801

24" x 21" x 2"

Regal

NEW PRODUCT

ABSOLUTELY BEAUTIFUL 2 FOOT TALL 2 INCH THICK GLUE-ON ORNAMENTAL PORCH BRACKETS. ONLY \$16-19 EACH.

CALL OUR 24 HR. TOLL FREE LINE:

1-800-PILLARS

BROCHURE \$1.00

7 VICTORIAN AND COLONIAL STYLES

"We Make It Nice To Come Home"

**We print our catalog
for the
AMISH**




Victorian-style wood, gas or electric cookstoves

The world's largest Amish community (it's here in Ohio, not PA) relies on our 2,000 item catalog. Traditional Heartland cookstoves are a favorite: Old World craftsmanship, breathtaking nickel trim & functional roast-size ovens. Choose wood-fired (money-saving airtight design) or elegant electric or gas versions. Grain mills, oil lamps, cast cookware, crockery & 100's of items you had no idea were still available! It's guaranteed different from any other catalog you ever saw!



Rush me your Amish country catalog. I am enclosing \$2.
Mail to: Lehman's Box 41, Dept. 1-JDL, Kidron, OH 44636

Name _____
Address _____
Zip _____



LIBERTY CEDAR
EXTERIOR WOOD PRODUCTS

WOOD ROOFING FOR HISTORIC PROJECTS A SPECIALTY

WESTERN RED CEDAR
DOUGLAS FIR • REDWOOD
MAHOGANY

Roofing • Siding • Decks • Trim

CUSTOM ORDERS WELCOME
535 LIBERTY LANE
WEST KINGSTON, R.I. 02892

800-88 CEDAR 401-789-6626
FAX 401-789-0320

WE SUPPORT SUSTAINABLE & RENEWABLE
RESOURCE MANAGEMENT



RUTLAND

If you need to
patch, use the
brand you
can trust.

Rutland gives you
the same built-in
dependability
that your grandfather
trusted since
the 1920's.

Wet or Dry Roof Cement

Brush or trowel on in the worst weather to stop
water damage instantly. Excellent adhesion
on wet surfaces.


Heavy Duty Roof Cement #4

A heavy duty patch that will hold and last.
Apply with a trowel in warm weather
for best results.

In cartridges, gallons and 5 gal. pails.



RUTLAND PRODUCTS
Box 340
Rutland, Vermont 05702-0340



THE STEWART IRON WORKS COMPANY

Ornamental Iron Fences & Gates for over 100 Years

- Solid Iron Construction • 15 Standard Historic Styles
- Custom Designs and Period Reproduction Available

Send \$3.00 for New Catalogue & Price List

P. O. Box 2612 (O. H. J.) • Covington, KY 41012-2612
(606) 431-1985

MAKING HISTORY AGAIN!

Making History Come Alive! That is what the RESTORATION Exhibition and Conference is all about!

The only event for both professionals and homeowners/collectors that is dedicated to the preservation of every aspect of our cultural history — everything from art to antiques, frames to furniture, gardens to glass and all you need for historic interiors and exteriors!

Making History is just what RESTORATION did during its debut in December 1993!

Thousands of professionals, antique homeowners and collectors viewed products from hundreds of companies (31 from abroad) and attended a full range of preservation seminars. Hands-on workshops covered everything — from gilding, woodgraining and decorative painting to antique furniture, and window treatments to wallpaper!

Making History Again is what RESTORATION will do in 1995! More workshops, more companies and products. Here's an opportunity for one-stop shopping and education that you won't want to miss!

New feature of 1995 — introductory educational program at a **special low price** for the newcomer to historic preservation!

Inquire Now to receive the next issue of *Restoration News and Notes* and complete information on attending or exhibiting.

Call RAI/EGI Exhibitions at 617/933-9699 for exhibitor information, 617/933-6663 for visitor information, or fax 617/933-8744.

RESTORATION 95™

Sunday - Tuesday, February 26-28, 1995
Hynes Convention Center
Boston, Massachusetts

Organized by RAI/EGI Exhibitions, Inc.
Ten Tower Office Park, Woburn, MA 01801

™RESTORATION is a trademark of RAI/EGI Exhibitions, Inc.

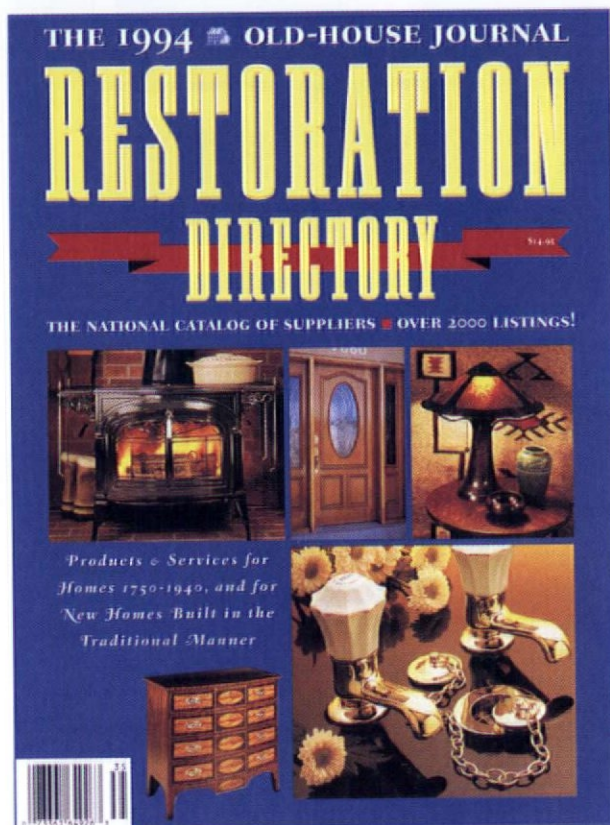


Don't believe it when you hear, "Sorry, they don't make that anymore." It's in the OHJ Directory.

OLD-HOUSE FOLKS used to waste valuable time tracking down the right sink or terra-cotta tile — time better spent actually remodeling or repairing the leaky roof! But the days of fruitless phone calls and settling for the mundane are over: The OHJ Restoration Directory gives you access to over 2,000 companies who offer the very best products and services for renovation.

You'll find the beautiful and the useful:

- Gorgeous lighting fixtures (1700 through the 1930s)
- Furniture of all periods, from master craftsmen and venerable companies
- Rugs: Axminster to Wilton
- The best kitchen cabinetwork taking cues from the past
- Plaster ceiling medallions
- High-tank toilets, clawfoot tubs, and extra-long shower curtains
- Hand-hammered weathervanes
- Yellow-pine flooring
- Marble



As easy to use as the Yellow Pages — but national, listing 10,000 products and over 2,000 companies.

mantels and fireplace surrounds • Porch columns • Stencils.

Do you insist on accuracy?

In this Directory you'll discover finial-tipped carpet rods, antique stoves, replica telephones, and handmade window glass.

And you'll get the phone numbers of the most sought-after restoration artisans.

Looking for the stuff "nobody makes anymore"? The original version, or the top of the line? It's in the Restoration Directory.

We could go

ON . . . listing cast plaster ornament, rolling library ladders, and more — but let's just say the Restoration Directory gives you 10,000 product listings and the addresses of over 2,000 companies. Almost all sell nationwide through mail order, interior designers, and regional distributors.

Call (508)281-8803

and use your MC or Visa. Or mail this form with your check for \$16.95 ppd (only \$12.95 for OHJ subscribers) to Old-House Journal, 2 Main St., Gloucester, MA 01930.

NAME _____

ADDRESS _____

CITY _____

STATE _____

ZIP _____



S/O 94

Decorative & Functional
NO Reproductions

Antique Stoves

Wood, Coal, Gas

Keokuk Stove Works
1201 High Street • Keokuk, IA 52632
(319) 524-6202



Exclusive Manufacturers of

Hendricks Tile

Reinforced Concrete Roof Tiles

Richmond Precast Concrete
Products Company

P.O. Box 37099

Richmond, Virginia 23234

(804) 275-8262



Quarry Road Barn

45 Ft x 45 Ft = 2,025 SqFt

\$25,251.75 \$12.47/SqFt

Antique 125+ Year Old S.E. PA. Bank Barn Kits

All Kits Include Complete Original
Post & Beam Structural Frame,
New .60 P.T. S.Y.P. Sill Plates,
All Salvaged Hardware & Material,
Full Architectural Plans, & Video.

Disassembled, Repaired,
and Ready for Delivery!

F.O.B. Kintnersville, Bucks County, PA.

Other Frames Available



Witzeman Barn

30 Ft x 40 Ft = 1,200 SqFt

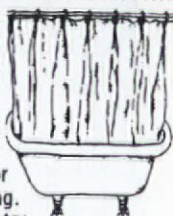
\$25,154.23 \$20.96/SqFt

Call for **Free** Photo Brochure, Detailed Frame & Salvage Descriptions, Sample Plans, and Price List
Send Ten Dollars, Refundable, (Check, Visa, or M.C.) for VHS Video Catalog of Barn Frame Kits

Pitcairn-Ferguson & Associates Inc. - Suppliers of Antique Pennsylvania Bank Barn Kits
Cairnson Farms Rd #2 Box 15-1A, Kempton, PA. 19529 Phone (610) 756-6602

100% COTTON SHOWER CURTAIN

Don't "dump" another plastic shower curtain! Tightly woven 100% cotton duck gets wet, but water stays in the tub. No liner necessary. Machine washable! No more grimy, sticky vinyl. Rust-proof grommets. White or Natural, \$35 + \$3.75 shipping. Send check or money order to:



Atlantic Recycled Paper Co./NOPE
87 Mellor Ave.,
Baltimore, MD 21228

nope.
non-polluting enterprises

For VISA/MC orders
call 1-800-323-2811
Call/write for FREE CATALOG
of recycled paper products

Secrets Of Roofing With Slate

Applauded by general contractors and roof consultants as the most informative and easy to understand video of its kind. Home owners will appreciate the clear explanation of slate roof repair.

This comprehensive video tape is now available from Vulcan Supply Corp. for \$35.00, shipping included (check or money order, no C.O.D.s).

Thirty minutes.

For more information contact:

**VULCAN SUPPLY
CORP.**

P.O. BOX 100

WESTFORD, VT 05494

CUPOLAS AND WEATHER VANES

Authentic reproductions of historic cupolas and weather vanes for your home, garage or barn. Choose from 517 stock models for Colonial, Victorian, Cape Cod, Farm or Traditional Homes. Fully assembled or do-it-yourself cupola kits from \$54.50. Weather vanes from \$32.50. Easily installed. Send \$3.00 for color brochure and price information.

MAKES GREAT GIFTS!

Colonial Cupolas Inc.

Dept. OH 9/94 PO Box 38

Hoslett, MI 48840



ANTIQUITY MILLWORKS



Pine
Mantel
\$298.00

plus
UPS shipping

5' Mantel Shelf w/crown mold \$89.

Full Fireplace Surround \$149.

Fireplace Surround w/shelf \$249.

We have a complete line of handcrafted mantels, shelves,
and matching door heads.

606-965-5046

ANTIQUITY MILLWORKS

205 N. Mannheim Ave., Egg Harbor, NJ 08215

Williamsburg®
Buttermilk Paint Colors



STULB'S
Old Village®
PAINT COLOURS

From Finest Natural Earth Pigments

Decorate • Restore • Preserve
Easy To Use • Quality Oil Base

Crafted by masters of 18th and 19th century color fidelity. For furniture, walls, woodwork - inside and out. Gives soft sheen velvet finish. A favorite with thousands. First choice of restoration authorities. Also makers of Old Village Buttermilk Paints and also Paste Stains.

For the name of your nearest dealer

CALL: 215-654-1770

FAX: 215-654-1776

Dealer inquiries invited.

Write for free descriptive literature.

Stulb's Old Village Paint
P.O. Box 1030, Fort Washington, PA 19034

CEILING BUTTONS

REPAIR SAGGING
PLASTER CEILINGS

To repair sagging plaster ceilings, simply screw the ceiling button up into the lath, and cover with skim coat of plaster or joint compound. **Combo Pak:** Everything needed to do the job: ceiling buttons, galvanized screws, insert bit. \$20.00. Ceiling Buttons \$1.20/doz. (6 doz. min.) \$16/lb. (21 doz./lb.)

Screwgun tip no charge.

Send check with order to:

FASTENATION

P.O. Box 1364, Marblehead, MA 01945

FAX: (617) 539-0534

J. R. BURROWS & COMPANY



Nottingham
Lace Curtains
Artistic
Wallpapers
William Morris
Carpets
Catalog &
Samples \$5



P.O. Box 522J,
Rockland, MA
02370
617/982-1812


HISTORICAL-DESIGN MERCHANTS




Buy the original, not an imitation TIN CEILINGS & WALLS

- 26 patterns available 2' x 8' and 2' x 4'
- Brass and copper-plated pre-painted patterns available in 2' x 4' size
- Lay-in panels in 2' x 4' & 2' x 2'
- 13 cornice moulding styles
- Pre-cut miters
- Fast and easy installation
- Shipped anywhere
- Send \$1 for brochure

**AA ABBINGDON
AFFILIATES, INC.**
2149 Utica Ave., Dept. OHJM
Brooklyn, NY 11234
(718) 258-8333



CURTAINS UP™



A distinctive range of quality decorative drapery accessories...

2709 South Park Rd.
Louisville, Kentucky 40219-3645
(502) 969-1464
FAX: 502-969-1702
1-800-824-4777




"100 YEARS BEHIND THE TIMES™"

AUTHENTIC

PERIOD WOODEN BLINDS
Movable Louver Shutters
**OLD FASHION
WOODEN PORCH SHADES**
CUSTOM MANUFACTURED

Call or write for free brochure
and cost schedule

DEVENCO PRODUCTS
120F Waller Mill Rd. Ste. 240 Dept. OHJ-10.94
Williamsburg, VA 23185
1-800-888-4597



SHAKER FURNITURE



An authentic collection of Shaker rockers, dining chairs, tables, beds and other furniture. Available in kits or custom finished. Shaker baskets, oval boxes, pegs and pegboards. Large selection of replacement chair tape.

NEW CATALOG
Catalog and 12 tape samples \$1.00
SHAKER WORKSHOPS
Box 1028-HJ94, Concord, MA 01742



from a wonderful 9-piece figural carved Italian dining set, circa 1860

Exciting Antique Auction!
Sunday, September 11, 1994
Preview 10am / Auction 12 noon

Over 400 pieces of antique furniture and accessories, oil paintings, sterling silver, jewelry, lamps, clocks, oriental rugs, fine china, and glassware from estates in and around New England. All items removed to the Berkshire Hilton Inn, downtown Pittsfield, Mass.


Please call for free brochure: (413) 448-8922

FONTAINE'S AUCTION GALLERY

173 Mountain Rd., Pittsfield, MA 01201 (413) 448-8922



from an 8-piece walnut marble top bedroom set, with matching queen size beds.



The Brickyard
P.O. Box A
Harrisonville, MO 64701
816-380-3366
Ask for Kevin

Build With Pieces of History

Now available in very limited quantities—Authentic decades-old unused clinker brick. Due to changes in brick manufacture, when these are gone there won't be any more. Write for free literature or send \$10.00 for price list, color photos and sample brick. Also available—wire cut solid brick.

Arts & Crafts Tiles ■ Gothic Revival Tiles

Art Nouveau Tiles ■ Persian Revival Tiles



De Morgan Tiles ■ Foliage Tiles ■ Folk Tiles

Designs In Tile

Box 358 ♦ Dept J ♦ Mt Shasta ♦ CA ♦ 96067

916/926-2629

Color Brochure \$3.

Neo-Grec Tiles ■ Murals ■ Art Deco Tiles

GRAND ERA

REPRODUCTIONS

Victorian and Country
Bentwood Screen & Storm Doors

- Hand crafted hardwood
 - Authentic period hardware
 - Styles include:
Victorian Colonial
Cape Cod Ranch
Country Bentwood
- Catalogue \$2.00
Refundable with order



(313) 664-1756
P.O. Box 1026
Lapeer, MI 48446



PRODUCT NETWORK NO.

PAGE NO.

20	AA Abbingdon Affiliates.....	109	294	Fischer & Jirouch.....	81	622	Pullman Manufacturing.....	103
31	Abatron.....	17,19,78	488	Follansbee Steel.....	12	659	Reggio Register Company.....	91
	Addikson Hardware Company.....	113		Fontaines Auction Gallery.....	109	10	Rejuvenation Lamp & Fixture.....	9
23	Ahren's Chimney Technique.....	102	698	Gaslight Time Antiques.....	88	538	Renovator's Supply.....	11
517	Albany Woodworks.....	102	560	Gates Moore Lighting.....	103		Richmond Precast Concrete.....	108
651	American Custom Millwork.....	76		Goodtime Stove Company.....	87	677	River City Woodworks.....	111
611	American International Tool.....	81		Grand Era Reproductions.....	109	11	Roy Electric Company.....	85
704	American Porch Brackets.....	105	387	Granville Manufacturing.....	97	365	Rutland Products.....	106
	Anthony Wood Products.....	111	663	Grate Fires Company.....	99	744	S.B. Tools.....	Inside Front Cover
49	Antique Hardware Store.....		302	Hardware Plus.....	93	1	Schwerd Manufacturing.....	4
Inside Back Cover		703	Hartmann-Sanders Column Corp.....	91		Shaker Workshops.....	109
	Antiquity Millworks.....	108	727	Heatilator.....	78		Shutter Depot.....	111
582	Appropriate Technology Corp.....	29		Heirloom Editions.....	111		Shuttercraft.....	113
734	Architectural Detail in Wood.....	85		Heirloom Reproductions.....	111		Sky Lodge Farm.....	112
652	Architectural Timber & Millwork.....	91		Hennessy House.....	113	30	Smith-Cornell.....	23
353	ARSCO.....	82	580	Historic Floors Of Oshkosh.....	77		Snelling's Thermo-Vac.....	111
	Atlantic Recycled Paper/N.O.P.E.....	108	735	Historic Paints Ltd.....	82	739	Snow Management.....	75
18	Ball & Ball.....	88	729	Historic Shutter & Restoration.....	104	745	South Side Roofing.....	71
731	Belmont Technical College.....	103		Historic York.....	112	209	Southampton Antiques.....	103
73	Bendheim Glass.....	89	565	HomeSaver Chimney Liners.....	25	675	Specification Chemicals.....	91
27	Bradbury & Bradbury.....	89	654	Inclinor Company of America.....	71		Stephoe & Wife.....	109
	Brandon Industries.....	111	571	Iron Apple Forge.....	29	539	Sterling-Clark-Lurton Corp.....	89
	Brass Bed Shoppe.....	113	545	The Iron Shop.....	93	122	Stewart Iron Works Company.....	106
	Brasslight Gallery.....	22	631	J.L. Powell & Company Inc.....	83	645	Strassen Plating.....	103
	The Brickyard.....	109	22	J.R. Burrows & Company.....	109		Stulb Company.....	108
743	C&H Roofing.....	67	741	John Stortz & Son.....	95		Superior Architectural Cornices.....	111
	Carlisle Restoration Lumber.....	112	2	The Joinery Company.....	99	681	Supradur Manufacturing.....	76
738	Certainteed.....	30	492	The Kennebec Company.....	77	389	Sylvan Brandt.....	78
312	Certified Chimney Contractors.....	105	736	Keokuk Stove Works.....	108		Touchstone Woodworks.....	113
684	Chadsworth Columns.....	92		Kestrel Manufacturing.....	112	585	Tuff-Kote Company.....	92
35	Charles Street Supply.....	93	723	Kimberly's Old House Gallery.....	105		Uncle John's Gingerbread House.....	111
47	Charmaster Products, Inc.....	113	334	King's Chandelier Company.....	104	470	Urban Artifacts.....	95
694	Chelsea Decorative Metal.....	99		Lampshades of Antique.....	112		Van Dyke's.....	111
	CinderWhit & Company.....	102	672	Lehman Hardware.....	105	125	Vande Hey Roofing.....	118
	City Visions.....	111	493	Liberty Cedar.....	106	576	Victorian Collectibles.....	26
26	Classic Accents.....	99		Lighting by Hammerworks.....	113	4	Victorian Lighting Works.....	75
	Colonial Cupolas.....	108		M.D. Imports.....	102		Vintage Wood Works.....	112
733	Commercial Gutter Systems.....	105	110	Mac The Antique Plumber.....	76	709	Vista Window Film.....	13
42	Country Curtains.....	87		Maple Grove Restorations.....	113	401	Vixen Hill.....	82,112
663	Country Designs.....	105	9	Marvin Windows.....	3	730	Vulcan Supply Corp.....	108
307	Country Iron Foundry.....	102	410	Maurer & Shepherd Joiners.....	99	128	W.F. Norman Corporation.....	83,85,87
	Crawford's Old House Store.....	113	558	McFeely's.....	76	438	Ward Clapboard Mill.....	95
705	Creative Woodworking.....	71	215	Midget Louver Company.....	102		William J. Rigby Co.....	112
	Cross Country Inc.....	87	16	Midwest Architectural Wood.....	81	589	William Zinsser & Company.....	23
98	Cross VINYLattice.....	93		Monarch Radiators.....	112	439	Williams & Hussey.....	104
	Crown Berger.....	92	113	National Supafu Products.....	25		Window Saver.....	112
397	Crown City Hardware.....	15	737	New England Slate.....	104		The Wood Factory.....	113
44	Cumberland Woodcraft.....	99		Newbridge Communications.....	27		Woodhouse.....	112
518	Custom Wood Turnings.....	104	5	Nixalite of America.....	81	409	Woodstock Soapstone Company.....	75
245	Decorator's Supply.....	21	527	North Fields Restorations.....	85	194	Woodstone Company.....	25
740	Design Toscano.....	26	480	Northern Refrigerator Company.....	103		Woodwright Design.....	113
	Designs In Tile.....	109	732	Northern Roof Tile.....	91	722	Yield House.....	97
101	Devenco Louver Products.....	109		Novus Marketing, Inc.....	89			
595	Donald Durham Company.....	78	657	Ohmega Salvage.....	97			
653	Durable Slate Company.....	97		The Old Wagon Factory.....	112			
724	E & E Special Products.....	97	701	Old World Brush & Tool Co.....	83			
	Edward Hamilton.....	113	303	Ole Fashion Things.....	71			
	Elk Corporation.....	7	53	Oregon Wooden Screen Door.....	104			
55	Erie Landmark.....	77	219	Original Cast Lighting.....	77			
	Eugenia's Place.....	111		Oxford Chime Works.....	95			
221	The Fan Man.....	29	702	Patina Finishes & Copper.....	82			
	Fastenation.....	108	725	Pitcairn-Ferguson & Associates.....	108			
714	Faucet Factory.....	29	726	Preservation Products.....	88			
680	Faux Effects Inc.....	92	728	Primrose Distributing.....	14			
615	Fein Power Tools Inc.....	23	38	Protech Systems.....	83			

Advertising Sales Offices

MAIN OFFICE

2 Main Street, Gloucester, MA 01930

(800) 356-9313

Becky Bernie, National Sales Manager

MIDWEST SALES OFFICE

Robert R. Henn & Assoc.

20500 Hellenic Drive,

Olympia Fields, IL 60461 (708) 748-1446

Robert Henn, Nancy Bonney

Van Dyke's



HUGE SELECTION! BRASS
Reproduction Hardware and Wood Carvings!

For all renovation projects!
SEND \$1.00 FOR CATALOG TO:
VAN DYKE'S RESTORERS
Dept. D90, P.O. Box 278, Woonsocket, SD 57385

Victorian Reproductions



FACTORY DIRECT SHIPMENTS AT DISCOUNT PRICES!
Hand Carved, Solid Mahogany Wood Frames, Over 200 Fabrics, Italian Carrara Marble Table Tops

Send \$2.00 for catalog to:
HEIRLOOM REPRODUCTIONS

1834 West 5th Street Dept. OHJ Montgomery, AL 36106
Or call Toll Free: 1-800-288-1513

River City Woodworks

825 9th Street
New Orleans, Louisiana 70115
(504) 899-7278

ANTIQUE HEART PINE FLOORING
STAIR PARTS
LUMBER
BEADED WAINSCOTING
ANTIQUE CYPRESS
WOOD BEAMS
MOLDING
DOORS

Color Brochure w/samples \$3.50

Recycling Lumber & Building Materials Since 1941


Custom Shutters

Interior and Exterior Wholesale to the Public

2 1/2" Moveable louver, raised panel and fixed louver shutters. Custom finished or unfinished. Complete selection of hardware.

\$1.00 Brochure

Shutter Depot
RT. 2 Box 157
GREENVILLE, GA 30222
706 • 672 • 1214



ANTHONY WOOD PRODUCTS

Gable Trim
Fretwork
Brackets
Corbels
1979

Porch Posts
Newel Posts
Balusters
Finials
1994

Box 1081T Hillsboro, TX 76845
817/562-7225
Illustrated Catalog Available — \$3



Big Victorian Catalog!

Calling Cards, Miniatures, Prints, Cards, Stickers, Scraps, Stationery, etc.

Send \$4.00 for 72-Page Color Catalog.
\$5.50 - Foreign

Huge selection of turn-of-the-century art!

Heirloom EDITIONS Dept. 32J
520 B Route 4
Carthage, MO 64836

For MC & Visa orders... Call Toll Free 1-800-725-0725

Decorative Ceiling Tiles

The elegance and beauty of yesterday but made of durable, lightweight, high impact polystyrene. They are easy to install, paintable and washable. Available in flame retardant materials and colors other than white at special prices. Several patterns to choose from plus custom design and molding services available.

Call or write
Snelling's Thermo-Vac, Inc.
P.O. Box 210 Blanchard, LA 71009
Ph. 318-929-7398 FAX 318-929-3923

ALUMINUM LIGHTING & MAILBOXES

Quality
At GREAT SAVINGS!

FREE brochure:
(214) 250-0456

\$298 8'6" tall
\$198 8'0" tall

BRANDON INDUSTRIES
4419 Westgrove Dr.
Dept. OHJ
DALLAS, TX 75248



AT LAST, A WORTHY COMPANION TO YOUR HERITAGE HOME
ERECT PRIME COMPONENTS IN UNDER TWO DAYS

HERITAGE GARDEN HOUSES

A Morris Design

for use as:
Garden retreat
Pool house
Potting shed
Tool storage
Hot tub enclosure
Also colonades, seats, cabinets, gazebos...

SUMMER HOUSE \$7000

FIFTEEN METICULOUSLY CORRECT STYLES:
Classical
Victorian
Japanese
18th and 20th C.

For catalog send \$3.00 to HERITAGE GARDEN HOUSES
CITY VISIONS, INC. 311 SEYMOUR, LANSING MI 48933
517-372-3385



Authentic Antique Hardware

- One of a Kind
- No Reproduction
- Door Hardware
- Furniture Hardware
- Door Knockers
- Curtain Tie-backs
- Twist Bells

Eugenia's Place
3522 Broad St. • Chamblee, Georgia 30341
800-337-1677 • Bus. (404) 458-1677



Uncle John's
Gingerbread
HOUSE TRIM

BRACKETS, PENDANTS & GABLES, in matched sets, **FRAMES INCLUDED** on all pieces. **QUALITY** work, that's **ECONOMICALLY PRICED!**

SEND \$2.00 for CATALOG to:
5229 Choupiqua Rd. Sulphur, LA 70663



Superior Architectural Cornices, Inc.

Crown Moldings, Rosettes, Cornices



Offering a full line of traditional and modern crown moldings and ceiling medallions guaranteed to add value and beauty to your home.

- Highest quality plaster
- Easy to install
- Affordable

P.O. Box 184 Sewickley, PA 15143 • (412) 766-0676
Call or write for a free brochure

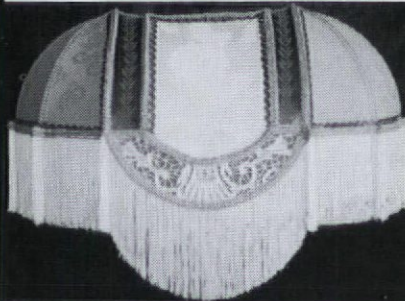
ANTIQUE HARDWARE



WE CARRY C. 1865-1950
NEW OLD STOCK
 WHICH MEANS ORIGINAL FORMS, STYLES
 AND FINISHES AT REASONABLE PRICES.
 SEND \$7.00 FOR FULL CATALOG TO:
WM. J. RIGBY CO.
 73 ELM ST.
 COOPERSTOWN, NY 13326
 (607) 547-1900

OLD HOUSES DESERVE OLD HARDWARE

Lampshades of Antique
 Dept. 28, P.O. Box 2, Medford, OR 97501



96 styles \$35-\$95 • Phone (503) 826-9737
 We can recover your frame. Catalog \$4

VIXEN HILL GAZEBOS



Discover our wide selection of architecturally authentic cedar gazebos, pre-engineered for easy assembly by the non-carpenter. For our 22-pg. catalog, send \$4/Mail or \$8/FedEx. Vixen Hill, Dept. OHJ4, Elverson, PA 19520 • 800-423-2766

HISTORIC YORK, INC.'S Architectural Warehouse



There's
 nothing new
 to see

Purveyors of salvaged
 doors, windows, shutters,
 hardware, mantels,
 lighting, plumbing fixtures,
 and much more.

224 North George Street
 York, PA 17401
 717-854-7152

ALL STEEL RADIATOR ENCLOSURES

FOR HOMES, OFFICES, CHURCHES, INSTITUTIONS



FROM THIS
 TO THIS

FROM \$21⁸⁵

BUY FACTORY DIRECT & SAVE • EASY TO ASSEMBLE
 MANY STYLES & COLORS • BAKED ENAMEL FINISH
 Send \$1.00 for Brochures. Refundable with Order.

MONARCH Dept. OHJ
 2744 ARKANSAS DRIVE, BROOKLYN, N.Y. 11234
 (201) 796-4117

WIDE PLANK FLOORING (Up to 20" Wide)

Eastern
 White Pine

Southern
 Longleaf
 Heart Pine

Oak

Cherry

Installation
 Nation Wide



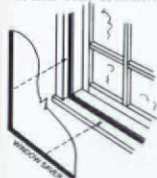
Carlisle Restoration Lumber
 HCR 32 Box 679
 Stoddard, NH 03464-9712
 Tel: 603-446-3937 • Fax 603-446-3540
 Quality Materials Since 1969



\$5 brochure, \$16 sample kit

INSIDE STORM WINDOW KITS \$1/FT.

DO-IT-YOURSELF REUSABLE STORM WINDOWS
 AVOID REPLACEMENTS, SAVE ARCHITECTURE.



Magnetic, easy, durable.
 Our kits, your Plexiglas.
 White/Bronze, paintable.
 Save 35% on heat.
 90-day \$-back guarantee.

1-window trial kit \$19.95. 6-window kit, \$99.95.
 Add \$4 s&h/kit (+5% tax if in MA). Credit card or
 check. Specify color. Volume discounts for trade.

WINDOW SAVER CO. 800/321-WARM
 Dept. OH, 177 E. Riding Dr., Carlisle, MA 01741

EASTERN WHITE CEDAR ROOF SHINGLES


Colonial Clapboards



AUTHENTICALLY
 PRODUCED
 EARLY AMERICAN
 CLAPBOARDS
 QUARTERSAWN
 SQUARED EDGE

Sky Lodge Farm

46 Wendell Road, Shutesbury, MA 01072
 1-413-259-1271



Antique Flooring

Wide country plank or elegant quartersawn plank.
 Antique Heart Pine, Oak and special hardwoods at
 reasonable prices. Pre-finished or unfinished.
 Brochure \$5 (919) 977-7336 Sample Kit \$25
 Dept. OH • PO Box 7336 • Rocky Mount, NC 27804

Victorian Gingerbread ~ for interior & exterior use!



96 PAGE
CATALOGUE \$2

Buy Direct & Save!
 • Prompt Shipment
 • Guaranteed Quality




Porch Book
 208 PAGES - \$12.95

Hwy 34 • Box R, #2643 • Quinlan, TX 75474

Handcrafted Wooden Storm-Screen Doors

- Large selection of storm-screen doors in standard & custom sizes.
- Victorian porch furniture and trim.
- Planters and benches.
- Home and garden accessories.




For color catalog,
 send \$2.00 to:
 The Old Wagon Factory
 P.O. Box 1427, Dept. OJ94
 Clarksville, VA 23927
 (804) 374-5787

The Original D.I.Y. Shutter™ kit

BUILD YOUR VERY OWN AUTHENTIC,
 PEGGED, MORTISE & TENON SHUTTERS

-With our exclusive
Do-It-Yourself kits,
traditional shutters
and doors are easy
to assemble and
will save you 30-50%.




-For ready-to-bang shutters, simply
 order from our fully assembled AK line.

For details Send \$2⁹⁹ to: **Kestrel D.I.Y. Shutters,**
 28 West Main Street, Elverson, PA 19520

or call (610) 286-5341 fax (610) 286-5466

Ideal for Replacements! Visa/MC

WOOD HEAT



- WOOD
- WOOD-GAS
- WOOD-OIL
- 12-18 HR. BURN
- FIRE BRICK
- TESTED TO U.L.
- A FULL SIZE FURNACE

Never be cold again!

Send for Brochures/Factory Prices

Charmaster®

2307 O HIGHWAY 2 WEST
GRAND RAPIDS, MINNESOTA 55744
218/326-6788 or 218/326-2636

HANDCRAFTED
MAHOGANY

SCREEN-STORM DOORS

Styles include Victorian & Country
SEND \$2.00 FOR CATALOG TO:

Touchstone Woodworks

DEPT OHJ PO BOX 112
RAVENNA OH 44266
(216) 297-1313

BALDWIN



Lexington Design mortise lock handle set with knob and oval plate trim inside - polished brass with new BALDWIN Lifetime Finish \$250.00 plus shipping cost. Miss. residents add 7% tax. Visa and MasterCard accepted.

Call toll-free 800-821-2750
Ask for the Hardware Department

Addkison
HARDWARE CO. INC.

126 E. Amite St., PO Box 102,
Jackson, MS 39205

The Woodfactory

Authentic Victorian Millworks

111 Railroad St., Dept. OHJ
Navasota, TX 77868
409-825-7233

Moldings • Screen Doors • Porch Parts
Custom Woodwork • Ornamental Trim

Send \$2.00 for a Catalog

Fine American Lighting Real American Value From Lighting by Hammerworks



- Top Quality Materials
 - Completely Handcrafted
 - Reasonable Prices
- Lanterns, Scones,
Chandeliers, and
Hand Forged Hardware

Send for our catalog and discover how you can enjoy the beauty and quality of our Colonial lighting in your home.

Catalog \$3.00

Lighting by Hammerworks

6 Fremont Street, 1 Dept. OHJ, Worcester, MA 01603, 508-755-3434
Other shop locations: Route 20, Marlboro, MA 508-485-6721
118 Main St., Meredith, NH 603-279-7352

Woodwright Designs

ARCHITECTURAL PLANS

- ◆ Authentic 19th Century Styling
- ◆ Colonial to Craftsman
- ◆ Many Customizing Options



HOUSES:

Eight Styles; 1,700 - 2,500 sf;
Many w/multiple floor plan options;
1st Floor Master Suite Available.

CARRIAGE BARNS:

Stables/Garages/Cottages;
One-to-Four Car Expandable;
Five Historically Inspired Styles.

Queen Anne - \$50.00

Woodwright Design
21001 Watertown Road
Suite OHJ-301
Waukesha WI 53186
(414) 798-1578

GAZEBOS, CURIOS, AND CUPOLAS:
In Victorian Gothic & other
Charming, Authentic Styles.

SEND \$9.00 U.S. FOR CATALOGUE

Protect Wall Corners The Great Old-fashioned Way

Our unfinished **Cornerbeads** compliment any period or decor. They're among hundreds of hard-to-find, "old style" items we have to enhance your old house or capture a bit of the past in your newer home. Each cornerbead is 47" x 1" dia., with 90° notch.

Beechwood. Ea. \$10.95; 6 or more \$9.30
Oak. Each \$13.95; 6 or more \$11.85. Add shipping: \$3.75 (1-5); \$6.50 (6 or more). WI residents add 5% tax. VISA/MC, or AMEX accepted.

To Order Call TOLL-FREE

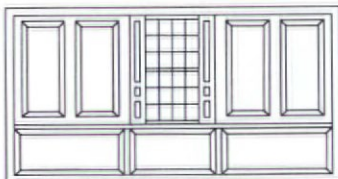
1-800-556-7878

Or, send for more information.

**Crawford's
Old House Store**

550 Elizabeth • Rm. #44 • Waukesha, WI 53186
Dealer Inquiries Invited

Maple Grove Restorations




Interior Raised Panel Shutters
Raised Panel Walls
Wainscoting

P.O. Box 9194 Bolton, CT 06043-9194
(203) 742-5432

Color Brochure: \$2.00

EXTERIOR SHUTTERS



Affordable
Shipped Anywhere
Cedar and Pine
Moveable Louvers, fixed
louvers or raised panel.
Custom-made arches.
Unfinished or painted in
the brand & color of
your choice.
Hinges and Holdbacks

Brochure, call or write:

SHUTTERCRAFT, 282 Stepstone Hill
Guilford, CT 06437 (203) 453-1973

America's biggest selection of

Bargain Books

- Save up to 80% or more on recent overstocks, remainders, imports from all major publishers. Books once priced at \$20, \$30, \$40—now only \$2.95, \$3.95, \$4.95.
- Choose from thousands of titles including hundreds of new arrivals each month!
- Books for every interest: **Do-It-Yourself**, Arts & Crafts, Science, Biography, History, Fiction—over 40 subject areas.

Free Catalog
HAMILTON

Box 15-539, Falls Village, CT 06031

WOODEN FLAG POLES



Classic, hand-made,
ground-mounted
white wood beauties.
Square to octagonal
to tapered round
design. 15 to 40 feet.

Priced from \$600. All accessories plus
handsome custom engraved plaque. Outstanding
quality. Guaranteed. Shipped anywhere.

FREE BROCHURE

**HENNESSY
HOUSE**
Enhancing the grandeur of the national home.

Call Toll Free
1-800-285-2122

P.O. Box 57 B • Sierra City, CA 96125

Brass Bed Sale!

Once in a lifetime savings on heirloom-quality solid brass and white iron beds. Buy factory direct and SAVE UP TO 50%!! Special Bridal Layaway and payment plans. Send for our FREE CATALOG.

12421 CEDAR ROAD
CLEVELAND, OHIO 44106
(216) 229-4900

Brass Bed Shoppe

Remuddling

[O P I N I O N]

SOME ASSEMBLY REQUIRED

WHAT A RIP OFF! THIS QUEEN ANNE CAME with missing parts; porch not included. A remuddling — not by misguided addition, but by the subtraction of almost all ornament — has cheated the house of its integrity and charm. This is definitely a case of buyer beware.

Built in Chatfield, Minnesota, this 1891 house originally included a large porch with a porte cochere and an open tower, all adorned with fancy balustrades, spindle-work, and arched fretwork. Vergeboards decorated its gables, metal cresting capped the cedar shingle roof, and walls wore a combination of clapboard and fish-scale


shingles. Alas, without the details, the structure has been reduced to an undistinguished gabled-ell box.

Mark Edward Nass, who sent us this remuddling, and his family purchased the house in 1992. They plan to reassemble the porch and uncover hidden original details. (So far, they've found enclosed pocket doors, stained glass windows, inlaid wood floors, and tin ceilings.) It won't be as easy as putting tab A into slot B, but we wish them luck.



The Nass family will use an old photo (bottom) as their instruction manual for reversing the remuddling (above).





Your Source of the Largest Selection of Old Style Hardware in the World!

We're bringing our store to you and slashing prices! Take advantage of these specials and discover our true old-fashion quality at the lowest prices. Shop in confidence with our money back guarantee. **Call 1-800-422-9982** today to place your order or request your **FREE COPY** of our catalog. Or order our new Custom Items Catalogs for only \$7.00 (refundable with first order).

The Antique Hardware Store

9730 Easton Road, Route 611, Kintnersville, PA 18930



VICTORIA KITCHEN OR LAVATORY FAUCET
Was \$295 Now \$249
8" centers (custom Variable centers available), 10" ht. Swivel spout 9" length (washerless). ITEM PF03



PILLBOX TOILET
Was \$1195 Now \$979
Fantastic replica of old model. Solid brass parts for easy installation. Includes seat & porcelain bolt caps. A great addition to your home! ITEM PTO1



COLONIAL/VICTORIAN PEDESTAL SINK
Was \$469 Sale \$189
Fluted base (8" centers)
ITEM 4C

VICTORIAN DOUBLE ARM FIXTURE ▶
(shades "C" extra)
ITEM LP2
Retail \$149
Sale Price \$99



ITEM IC5
Others sell for up to \$2000
OUR PRICE \$699 Plus Shipping



WIDE SPREAD FAUCET
Elsewhere \$359
Our Price \$179
HOT/COLD Porcelain cross handles. ITEM 3B



TUB VALVE
Elsewhere \$119
Our Price \$79.95
HOT/COLD porcelain handles. ITEM 2L

Giant Renovate Your Home SALE!



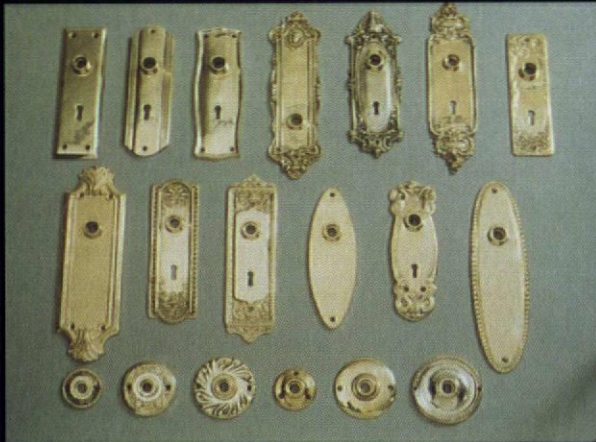
◀ **TELEPHONE SHOWER**
Fabulous Price Only \$299!
Porcelain hand held shower. Wall mount, great for clawfoot tubs!
ITEM PFO7

HIGH TANK ONLY \$779
ITEM PHTB

▼ **GAS RANGE** Available in white & almond finish



▼ **CABINET HARDWARE Series 17V**



▲ **BRASS DOOR PLATES & ROSETTES Series 7**



Old Fashioned Home Stuff

Dishes, Rocking Horses, Advertising Stuff, & More...

◀ **JUKE BOX**
Large \$6995 Small \$149 Please Call! ITEM CR11





TEXAS FRONTERA JACALES

IN THE MID-1700S, WHEN EARLY Spanish settlers moved into what is now northern Mexico and South Texas, they brought the methods for making jacales, truly buildings of the land. The name *jacal* (say ha-CAHL) comes from the Aztec *Xacalli*: *Xa* meaning straw or reed, and *calli* meaning house. Jacales became the first residential buildings of the region.

The traditional jacal is a one-storey rectangular building with a steeply pitched roof, usually gabled. Forked posts are the primary structural support, set about 18" in the ground at the four corners, gable ends, and on either side of the single doorway. Horizontal building members — the ridge pole and log plates — rest in the forks. Walls consist of split sections of mesquite, small branches, or, occasionally, stone rubble piled between double posts, one outside and one inside. Lashed together with wire, the load-bearing wattling is left exposed



A jacal (top) survives in Los Saenz, Texas, under a new wood shingle roof. A natural fork in the end post supports the ridge pole of a typical 12' by 18' jacal (above).

or is plastered with a lime-sand mix or with mud. Round rafters hold a roof of split-mesquite lath, lashed with

twine made from the agave plant, and bundles of grass or reeds are sewn on in overlapping layers. One or two windows might be found on the north or east facades.

Jacales were always intended to be temporary shelters. Landowning Spanish settlers lived in the modest buildings while erecting substantial stone *casas mayores*. Ranch hands and their families also made homes in the jacales. There were typically 20 encircling the main house.

Associated with poverty, the jacal lost its place to wood frame buildings around the turn of the century. An estimated 100,000 jacales once dotted the region, but fewer than 30 survive in South Texas; perhaps 200 more stand in northern Mexico. These simple buildings still provide shelter from the burning sun, while their inhabitants strive to build something better.

— FRANK BRISCOE
Richmond, Texas