

House & Garden

FEB 5 1943

PERIODICAL ROOM
GENERAL LIBRARY
IV. F. M. H.

The
How-to
MAGAZINE
of Building,
Decorating,
Gardening

A Condé Nast Publication

In this issue:

*Three 8-Page
Sections:*

1

HOME REPAIRS

every woman can make.

A Special A. W. V. S. Course

2

TABLE SETTINGS BY NOTED DECORATORS

3

100 YEARS OF AMERICAN TASTE

Home furnishings
selected from a
century-old
Fifth Avenue store

Plus

other timely features
and a Special Section:

Our Annual SPRING GARDENING GUIDE

MARCH 1943
PRICE 35 CENTS

40 CENTS IN CANADA



To the
Brides of
1943



CONSTANT QUALITY IN A WORLD OF CHANGE . . .
WAMSUTTA SUPERCALÉ IS AS FINE AS EVER

THE Wamsutta *Supercalé** sheets of today are as fine, strong, and dependable as the finest we have ever made. We urge you, therefore, when you *do* buy for household needs to consider these facts. Wamsutta *Supercalé* is finer in texture and lighter in weight than ordinary sheets but stronger in service and easier to launder. It has been the treasured trousseau sheet of America for five generations. Its established reputation is a guarantee that you're investing in the kind of quality that makes conservation possible, these days.

Wamsutta's war production program necessarily limits the available quantities of *Supercalé*

sheets and pillowcases. Thus it is more than ever advisable to look for the familiar green Wamsutta label which guarantees the genuine *Supercalé*.

CONSERVATION POINTS

1. Have three changes of sheets and pillowcases per bed and rotate them. This allows a "rest period" on the linen shelves and conserves wear.
2. Wamsutta *Supercalé* washes easily, does not require hand rubbing or strong bleaches. If not washed at home, pick a good reliable laundry for your sheets and pillowcases.
3. Service wives will find Wamsutta lighter and less bulky to pack . . . a saving, also, in by-the-pound laundry bills.

WAMSUTTA MILLS, NEW BEDFORD, MASS.

★ ★ ★ BUY WAR BONDS ★ ★ ★

Wamsutta

SUPERCALÉ SHEETS

*REG. U. S. PAT. OFF.

Also Wamsutta-Somerset Towels and Springfield Blankets

Futures for your Children



For a parent today, the responsibility of children is greater than ever before. He must build faith in the future for them.

We don't pretend that material things alone can do this. But we do know that with possession comes a sense of permanence which nurtures faith. So we've collected pieces suitable for your children today... but that will go on into their adult life.

These pieces won't be outgrown...only loved more with time. Copied from fine antiques, built solidly of fine woods, they are made to last the years. Give these pieces for birthdays...to grow on; for promotions...or just for love. They're foundations for the future.

*A Century of
Furnishing
America's Homes*

W & J S L O A N E

FIFTH AVE. AT 47TH ST., NEW YORK • WASHINGTON, D.C.
SAN FRANCISCO • BEVERLY HILLS • WHITE PLAINS



I'm keeping things warm for the Axis, too

Remember me? Sure you do. I'm the pup who played furnaceman (without a darn thing to do) in those ads that either sold you automatic gas heating, or made you mighty unhappy about your old-fashioned heating plant.

Yes, I've been responsible for keeping things warm in many American homes. Maybe that's why Uncle Sam gave me a chance to turn the heat on the Axis. Of course, it's harder work than dreaming sweet dreams beside a Bryant that takes care of itself. But, the way I figure it, none of us can afford to snooze these days and hope that the Russians will finish the Nazis, or that the Pacific is too big a jump for the Japs.

I've tried to do my new job well. At least, the boss seemed pleased several weeks ago when, with the plant as full of uniforms as a stage-door canteen on opening night, they gave us the Army-Navy "E" flag.

Someone said it was for what they called "outstanding achievement in war production." Personally, I think it had more to do with the way those tanks and tank killers we help to build, are turning Rommel toward swimming lessons.

What I started out to say was simply that, while yours truly is working for Uncle, there's still a Bryant Heater representative somewhere nearby to give you service. It may not be as prompt, because of wider territories to be covered by limited man power. It *will* be reliable, dependable and efficient. Your local gas company, too, is doing all in its power to maintain usual service in spite of extra war demands.

Remember, folks . . . if you enjoy the advantages and conveniences of a Bryant gas heating plant, be glad that you are fortunate enough to have the type of heating which gives you the greatest freedom to

help the war effort. Take care of your equipment. Have it serviced now . . . or, at least, when it's shut down this spring. And, if you didn't get around to buying your Bryant before the bars went down, take this tip from me:


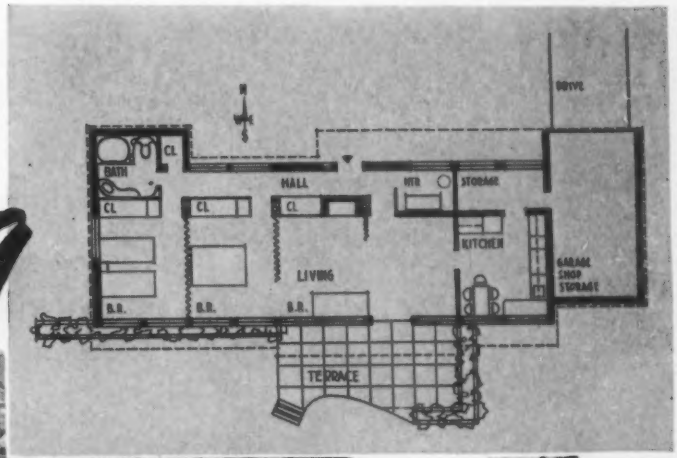
Buying a War Bond regularly every month, beginning now, will buy you a Bryant when the war is done.

YOUR *Bryant* PUP



THE BRYANT HEATER COMPANY
CLEVELAND, OHIO

Design for Future Living



Architect: George Fred Keck

But Victory must be won with TODAY'S homes. Insulate and protect yours without delay

Uncle Sam wants you to keep your home in good repair and to insulate it for fuel-saving. To tell you exactly what you can and should do, The Celotex Corporation has prepared "A Wartime Guide to Better Homes." Get it FREE at your Celotex Dealer's—or mail the coupon below.

Roof Repair or Replacement—is a part of necessary maintenance. Ask your Celotex Dealer about doing the job with Celotex Triple-Sealed Shingles or Roofing. This means extra protection and beauty without extra cost. Choose from a wide range of colors and styles.



Insulation Saves Fuel—and fuel-saving is vitally important today! Celotex Cane Fibre Insulation Products or Rock Wool Products can save up to 40% on fuel bills, keep your home warmer in winter and cooler in summer. Get all the facts from your Celotex Dealer.

New Rooms Can Be Created—easily and quickly, from waste attic space, with the help of Celotex Insulating Interior Finishes. Also with White Rock Gypsum Wallboard—a good-looking, fireproof material which can be painted or papered as soon as the walls are in place. Ask your Celotex dealer.



Mr. Average American can own this "Miracle Home" Tomorrow... With War Bonds Bought Today!

THE great new developments of American industry for war will result in great new benefits when victory is won. And one of these will be a "miracle home" with undreamed-of comforts and conveniences for the Average American.

In it, you will enjoy livability on a scale unknown even to the wealthiest family today! Ingenious new electrical servants... Manufactured weather... "Climate-proof" engineering to safeguard comfort and health. Yet your "miracle home" will be very low in cost, thanks to revolutionary

advances in design, materials and construction born of the building industry's vast war experience.

What's more, ownership of this home will be remarkably easy. For you will enjoy the fruits of financing plans that will make your home as easy to buy as an automobile. Far in the future? Not at all! It's so close that you can earmark your War Bonds to use as a down payment. And the more bonds you buy, the sooner this "miracle home" will be yours. It is part of the blue prints of the new and better America.

CELOTEX

REG. U. S. PAT. OFF.

**ROOFING • INSULATING BOARD
ROCK WOOL • GYPSUM WALLBOARD • LATH
PLASTER • ACOUSTICAL PRODUCTS**

FREE!

Beautiful, durable War Bond Container, specially designed to hold all your War Bonds securely, with space for listing dates and numbers. Ask your Celotex Dealer, or mail the coupon.

THE CELOTEX CORPORATION, Chicago, Illinois
 Please send my FREE War Bond Container.
 "A Wartime Guide to Better Homes" (Repair and Remodel Booklet)

Name.....
 Address.....
 City..... State.....

H&G 9-42

SHOPPING



If you are interested in any of the merchandise shown on these pages, kindly address your checks or money orders directly to the shops mentioned in each case



FRENCH HAND-BLOCKED WALLPAPERS

A most important collection

NANCY McCLELLAND, INC.

15 EAST 57th STREET, NEW YORK

Expert advice on use of papers in decorative schemes



VICTORY GLASSES—There is more than one word for Victory in the language of the UNITED NATIONS.

Here are a dozen "Victories," with flags of the fighting United Nations in their full glorious colors. Two are illustrated.

U.S.A., ENGLAND, U.S.S.R., CHINA, GREECE, FIGHTING FRANCE, CZECHOSLOVAKIA, NORWAY, NETHERLANDS, MEXICO, BELGIUM, POLAND.

One dozen 12 oz. full sham bottom glasses to the set

\$5.95 ex. collect

THE BROOKSHIRE

8305 19th Avenue Brooklyn, N. Y.



Keep your silver sparkling the

NEW SILVERFLEECE WAY

"Gentle because it's cotton fleece"

Recent impartial laboratory tests prove SILVERFLEECE superior SIX WAYS:

Cleans faster, cleans easier. Removes grease quicker, produces more brilliance. Gives longer protection against tarnish, more economical! Large jar only \$1.00.

Earl Products Co., 16 E. 42nd St., N. Y. C.

Silverfleece
"THE LUSTER LASTS LONGER!"



NEW NEW "PERSONALIZED" BRIDGE SCORES

Give Distinction to your game

Now, a bridge score that will keep peace in the family. (Imprinted "A soft answer turneth away wrath" . . . just in case.) Keep score on your own Bridge Scores, personalized with your name at the top. Or you may prefer two names printed on them as shown in the illustration (Helen vs Jim). Paper is a beautiful buff printed in black ink . . . space enough for over 1000 rubbers of bridge. Ideal to give and to use. Print name just as you wish it to appear on the scores. 200 sheets printed on both sides, \$2.00 postpaid. Send check or money-order today!

BRY'S

Dept. M Memphis, Tenn.

A REAL AMERICAN FLAG

to grace your DINNER TABLE or OFFICE DESK. Heavy tip-proof metal base and 12" polished chrome mast. You can even raise and lower this silk flag by its gold halcyards. "Old Glory"—in your home or as gifts and prizes that are different, what could be more timely?



\$1.50 each

Postpaid \$1.50 each:

OHLSON COMPANY
363 Prospect Street
Cambridge, Massachusetts


DAISIES tell the story better than words can describe how very attractive these cornucopias are for flower arrangements. These will actually hold water (many cornucopias do not) so that natural flowers or vines thrive in them. Very pretty for a table or mantel and not expensive, just \$3 a pair. From Dennison's, 411 Fifth Ave., N. Y. C.



RATING "A" for appearance and practicality are these canapé or sandwich trays of bent glass. They can be had with a three letter monogram or wheat design, square or oblong. 8" sq. size is \$1.65; 10", \$2.45; 12", \$3.85. Oblong, 6" x 12", \$2.25; 8" x 14", \$2.75. Express charges collect. Eunice Novelties, 541 Madison Ave., N. Y. C.



SILVER chest that's an answer to a long-time need for one that's as good looking as it is practical. This has a gold Chinese design on antiqued green or red, or on black. Lining is treated to prevent tarnishing. Holds 132 pieces of silver. Measures 11" x 16 3/4" x 4" deep. \$11, plus postage. Hammacher Schlemmer, 145 E. 57th St., New York.




IT'S YOUR JOB NOW TO KEEP YOUR HOME IN REPAIR!


You know how hard it is nowadays to get a repairman, a plumber or painter. "YOUR HOUSE, Its Upkeep and Rejuvenation" shows how to do things yourself quickly, easily, economically. Hundreds of repair tricks, from basement to attic; over 250 illustrations; tells how to increase value of property. Written by J. Harold Hawkins, former Home Building Editor of McCall's and the Ladies' Home Journal. 224 Pages. \$2.50. Mail orders filled.

M. BARROWS, Dept. G1, 443 Fourth Ave., N. Y. C.

AROUND




CLOVER cows for sugar and cream, as whimsical an idea for the breakfast table as ever came our way. Use the standing cow as a pitcher for milk (it holds a glassful) and see if your child doesn't drink it without a murmur. You can buy the cows separately for \$1.50 each or as a set at \$2.98. Order from Stix, Baer & Fuller, St. Louis, Mo.



THERE'S more to this jewelry than meets the eye and that's its heavy weight. The design is simple, smart, the sort of thing the well-dressed woman likes to wear constantly. Handwrought of sterling silver. Bracelet has soldered links and safety chain; \$8.95. Earrings to match, \$3.75. George Stern, Inc., 191 Madison Ave., New York.



CYPRESS Swamp, Down on the Levee, Cotton Patch, Houseboat on the River, are but half the subjects in the series of dessert plates called "Bits of the Old South". Each is attractively and colorfully done with the title on back of plate. They are 8 1/2" and cost \$8.50 for a set of 8, or \$1.25 each. Postpaid. Jacobs Jewelers, Inc., Jacksonville, Florida.



ARMCHAIR generals or those who daydream about the trips they'll take after the war should have this new Universal World Atlas. After the peace treaties are signed, a supplement will be issued to bring it up to date. Has complete collection of new maps of entire world; indexed; special war maps. \$3. C. S. Hammond, 82 Lexington, N. Y. C.



You Need This T-Top in Your Home!

T-Top is a light top which slides easily over the surface of a card table, just doubling its size. It seats 7 persons comfortably and is perfect for luncheons, jig-saw puzzles and card games. Can be tucked away in a closet or corner. Send for your T-Top now! Shipment made promptly, express collect.

Natural finish \$4.95
Jet Black, Rich Red or Dark Green \$5.95

SALEM LUMBER COMPANY
Dept. 10 Salem, Mass.

*Rich's Connoisseur Galleries—
Synonymous with the
fine art of living
in the new south!*

Old Bristol Prisms, \$325 Pr., from lustre collections

Rich's ATLANTA



BIG AS THE OPEN SPACES!

Colossal ashtray to delight the smoker's soul! Handmade white pottery, with colorful cowboy design. Exclusive with Neiman-Marcus . . . \$2.75
Postage prepaid.

The Decorative Galleries
NEIMAN-MARCUS
Dallas, Texas



Our Price \$3.95

The Perfect Gift

Fine quality, washable, rayon crepe Blanket Covers. Richly finished with satin bands and monogrammed to your order. Available in Tea Rose, Dusty Rose, Blue and Eggshell.

Made of Cohama fabrics.
SORRY no C.O.D.'s or charges accepted on monogrammed orders.

\$4.95 double bed size
Monograms \$1.00 extra
Matching pillowcase \$1.95
complete with monogram

Albert George
Dept. 104
699 Fifth Avenue, New York

AUDUBON BIRD PRINTS



50 BEAUTIFUL AUDUBON BIRD PRINTS (IN FULL COLOR) \$2.95
Packed in a sturdy portfolio and shipped postpaid

A distinguished collection of 50 SELECTED SUBJECTS FROM THE FAMOUS AUDUBON BIRD PICTURES, richly reproduced in full color on fine antique paper. Each print, 9" x 12 1/2", is suitable for framing for homes, offices or libraries. The "buy" of a lifetime at this special low price! Mail your order TODAY to

CRESTE-ANDOVER CO.
120 East 41st St., New York, N. Y., Dept. 3



A FIRESIDE BOX faithfully reproduced and made by hand of mellow brown antiques knotty pine.

Holds plenty of fuel (logs or coal) for two long evenings of fireside comfort.

Its authentic early Long Island cleat and raw hide loop handles are an interesting feature.

Base 18" by 15"—Front 12 1/2" high
Back 14 1/2" high

\$10.00 EXPRESS CHARGES COLLECT
WRITE FOR BOOKLET OF OUR KNOTTY PINE REPRODUCTIONS AND OTHER GIFTS.

The Lennox Shop
1127 Broadway
HEWLETT.
LONG ISLAND
Long Island's Unusual Gift Shop

★ **ROSEMONT**
Hooked Rugs



★ THE most beautiful of the old Colonial designs. Hooked with the old-time hand hooks. Historic designs, reproductions of Metropolitan Museum rugs. Also HAND-TIED CANOPIES. "Lover's Knot" and other Colonial coverlets.

Write for free booklet giving histories of old designs

LAURA H. COPENHAVER
"ROSEMONT" MARION, VIRGINIA



DECORATIVE MIRROR

Whatever color your dressing table is, there's sure to be a harmonizing shade in which you can select this mirror for it. There's off-white, gold, or rosedust—so take your pick. Has easel back to stand or can be hung. Measures 15" x 11 1/2".

\$2.95 (express collect) Dept. G3
Photo frame to match for 8" x 10" picture at same price also available.

Henry Rosenzweig
723 Lexington Ave., N. Y.



IBERIA
SPANISH
OLIVE OIL

"THAN WHICH THERE IS NONE FINER"
MADE from the first pressing of selected olives, **IBERIA** olive oil is guaranteed pure and contains many health properties. It is splendid for cooking as well as for salad dressings. **AND** it is reasonably priced!

1 gal. tin...\$6.50 1 qt. tin...\$1.85
1/2 gal. tin... 3.40 1 pt. tin... 1.00

P. P. or Express charges additional.

SHIPPED EVERYWHERE

Write for complete list of VICTORI table delicacies garnered from all over the world.

Joseph Victori & Co. inc.
164 Pearl Street, New York

For Your Garden



This merry little fellow, 19" high, will bring a smile to any garden.
Bronze \$200.00 Pompeian Stone \$30.00
Send for free catalog containing many other figures; also Bird Baths, Sundials, Pedestals, Benches, Fountains, etc. Largest available stock. Prices from \$5.

Galloway Pottery On Display

Erkins Studios

8 East 39th St., New York



Delicious

CREAMED HONEY

IN DAINY GIFT CROCK!
Here's a new thrill for your taste! Creamed Honey Spread made of finest Vermont clover honey, in handsome Gift Crock. The satiny-smooth consistency of this delicious honey prevents dripping. Wonderful on bread, toast, waffles, muffins or griddle cakes—mixed with peanut butter, cheese, or cinnamon, or spread on ham or sweet potatoes.

Highly glazed, tastefully decorated Gift Crock is an ornament to your table. When empty, makes a dainty sugar bowl, jam jar or flower pot.

Give a friend—or yourself—the joy of this mouth-watering delicacy! 1-lb. crock, gift-wrapped, \$1.25 postpaid; west of Miss. River, 25c extra. Send today for your Creamed Honey!

RIDGEVIEW ORCHARD

Dept. 11 Shoreham, Vermont



FOLDING BAR TRAY and CART

on rollers with removable trays!
An ideal piece of furniture designed in styled mahogany. Uses: portable cocktail server, hostess and dining aid—holds hot dishes until ready for table serving. Folds quickly, compactly—store anywhere. \$29.75. Prepaid in U.S.A. No C.O.D.

Stop in The Bar Mart and browse around or send for FREE Illustrated Tippler Catalog T 52 showing unusual gifts, novelties, etc.


The BAR MART

62 West 45th St. New York



SHOPPING

CALICO Barnyard dish-towels will spruce up a kitchen in a jiffy. They're in red and white or blue and white checks with barnyard animals roaming here and there. Price, 50c each. A matching table cloth, 54" square, costs \$2.75 with napkins at 25c each. Nine piece luncheon set, \$3. The Brookshire Studio, 8305 19 Avenue, Brooklyn, New York.



KNOCK on wood and hope admiring guests don't try to lift these beakers from you. They're made from century-old redwood trees, treated and baked to make them alcohol proof, tasteless and impervious to all liquids. Have 10 oz. capacity. Seal of the U.S. or fox hunt print. Six for \$7.50. From The Bar Mart, 62 W. 45th St., New York.



IRRESISTIBLE to all who love good food is this new book, "Stina, The Story of a Cook." Interwoven with the story of Stina's life with a family in Michigan are 100 choice recipes, all of them practical and most will be different from anything you ever had. A delightful book for the experienced cook. \$2. M. Barrows, 443 4th Ave., New York, N. Y.



THE morning after a party the night before when tables look as spotted as a bad case of measles, get out Reviva, the triple action polish. It will remove marks left by liquor, heat, water, ink, etc., and will also cover minor scratches. Cleans and polishes. \$1 for half-pint; \$1.50 for full pint. Mrs. Mark Jackson's Studio, 15 W. 51st St., New York, N. Y.



for Fire Water

A versatile Sprinkler, approximately 7 inches long and 4 inches high. Aluminum cap. Helps cut down fuel bills. Use it constantly for sprinkling salt, homemade salad dressings, powdered sugar, etc. A decidedly fine gift for your fastidious friends. **\$4.00 pr.**

Postpaid Anywhere in U.S.A. No C.O.D.'s, please! Write for Catalogue of Giftlets

LANGBEIN Since 1870 161 Willoughby St., Brooklyn, N. Y.

ING AROUND




PUFFY pigeon who has every right to look as pleased with himself as he does. He'll do justice to the terrace steps, balustrade, gatepost, or any garden spot where he's perched. Include this figure in your Spring gardening plans. Made of lead, \$25; in Pompeian Stone, \$10. F.O.B. Erkins Studios, Inc., 6 E. 39th Street, New York, N. Y.



SALAD bowl of walnut so highly polished that it fairly gleams—the proper setting for a crisp, tossed green salad. It is 10" in diameter, costs \$14. With it use serving spoon and fork also of walnut with heavy sterling silver handles in the Fern pattern. Price, \$7.50. Order from Georg Jensen, 667 Fifth Avenue, New York, New York.



ONE problem that seems never to be solved is that of a vase for long-stemmed flowers. This épergne will do them justice, though, and gives you a chance to make really unusual flower arrangements. Base is plastic in rose, mahogany or blue; vases are handblown glass. 13½". \$3.50. Towne Products, 27 W. 26th St., N. Y. C.



Docwood blossom ashtray together with flower-strewn cigarette box and candy dish make pretty Spring accessories for your room. The ivory, blue or pink backgrounds are outlined by gold. Put these on your wedding gift list. Ashtray, \$1.50; candy dish, \$5; cigarette box, \$4.50. Mayfair Gifts, 90-06 63rd Ave., Elmhurst, New York.

Stimulating decorations for your Garden and Terrace will be found in our catalogue offering 200 items of **GALLOWAY POTTERY**

Send 10c in stamps or coin for your copy.

It illustrates Bird Baths, Sun Dials, Pots, Boxes, Jars, Vases, Benches, Fountains, Wall Fountains and Fruit Baskets.

GALLOWAY TERRA COTTA COMPANY
3218 WALNUT STREET, PHILADELPHIA, PA.
on display at 6 E. 39th St., N.Y. C.

good modern possesses classic integrity of line . . . which outlives the mode of the moment!




MME. MAJESKA
Consultant Decorator

Miami store: 1444 Biscayne Blvd.

Modernage
162 East 33rd St.
New York

new PORTA-POKER

8-PLACE FOLD-AWAY CARD TABLE



- Folds down to only 4 inches thick . . .
- Easily stored in minimum space
- Official size, 4-foot diameter . . .
- Green felt playing surface . . .
- 8 nonspill ash trays and 8 non-tip glass holders . . .
- Mahogany-stained, alcohol-proof finish . . .

PORTA-POKER is the smartly styled, clever new convenience for card players. The perfect, portable playtable for small apartment, den or recreation room. Attractively finished, substantially made, sturdy legs. Nothing to loosen or wear out. Only \$27.50 Express Prepaid. Money refunded if not pleased. Makes an ideal gift.

HOME GAME CO., Dept. HG-14
360 N. Michigan Ave., Chicago

EVERYTHING FOR FUN AT HOME

Headquarters for game room equipment. Portable Bars, Accessories, Murals, Decorations, Unusual Games, Novelties, Special Light Fixtures, etc. Write for 50-Page Booklet: "Successful Entertaining At Home."



"Spring Garden" Set



"Fine Blossoms" Set


Flower Plates and Hangers
Set of 4 Plates—8" 2.50
Set of 4 Hangers 1.00

Use them for salads or desserts, or as a block of pictures on your wall. Porcelain—hand painted underglaze; gray and yellow borders enclose multicolor flowers. Order sets by name. Add 10% for delivery—Sorry no C. O. D.'s. If you wish our Spring Mailing (ready April 1) drop us a card; please print name and address.

Dennison's

411 Fifth Avenue New York City
BOSTON CHICAGO
32 Franklin St. 62 East Randolph St.

NOW—You, Too, Can Own A "Field Marshal's War Map" With Flag Pins Marking Each Day's Shifting Tides of Battle



Beautiful, full color, down to the minute World Map, 43" x 28½", is mounted on heavy, lacquered map-pin board, ready to hang on wall; with 50 colored flag markers of warring nations. As regions are captured and retaken, you move the flag pins in accordance with each day's headlines. Interesting and attractive combination. Appropriate for Christmas gift.

Price, \$2.49, postpaid

C. S. HAMMOND & CO.
82-B Lexington Ave., New York
25c additional West of Mississippi

Wedgwood



Featuring Wedgwood Queensware and Bone China. New dinnerware booklet will be sent on request.

HERBERT S. MILLS
11 KING ST. E. • HAMILTON, CANADA

SHOPPING



How to STRETCH That Pound of Coffee!

ELECTRIC AUTOMATIC COFFEE MAKER WITH THERMOSTAT SAVES TIME, SAVES COFFEE

There'll be no such thing as wasted "stale" coffee in your home if you make it this new coffee-saving way. The secret is keeping it at drinking temperature until used up. (Re-heating causes coffee to lose both flavor

and aroma). This completely automatic G. E. Coffee Maker turns to low heat by itself when coffee is brewed, keeps it at proper temperature indefinitely. 8 cup size. Makes as little as 2 cups. A.C. only.....\$14.50

A HOUSE FAMOUS FOR QUALITY

FOR OVER NINETY-FIVE YEARS

Hammacher Schlemmer

Request Housewares Booklet "G-1" ready April 15th
145 EAST 57TH STREET, NEW YORK CITY



AN IDEAL GIFT NAME-O-GRAPH


A name in picture form—(Attractively framed)

Ink drawing with glass and frame; size 6 3/4" x 8 3/4", \$2.50. (2 names)
Smaller size 5 3/4" x 7 3/4", \$1.50 up. Postage extra.

A personalized silhouette—A life-long keepsake! Designs for birthdays, graduations, soldiers, weddings, etc. Plates for stationery, call cards, etc.

EUGENIE JONES

330 Marion Ave., Webster Groves, Mo.



Snap-On

Antique Bronze

SCREEN PATCHES

for hard-to-replace window screens. Quickly SNAP onto any screen. Leave no rough edges and are almost invisible. No need to remove screen and one or more patches mend any size hole.

6 for 25c postpaid from

SCREEN PATCH CO.

1249 Commercial Trust Bldg. Philadelphia, Pa.



Fairfax Virginia Brandon Queen Anne

Unusual Opportunity

To fill in your active, inactive and obsolete patterns of flat silver. We have accumulated more than five hundred of these patterns, such as:

- | | |
|-------------|-----------------|
| Baronial | Les Cinq Fleurs |
| Bridal Rose | Louis XV |
| Colonial | Lucerne |
| Georgian | Medici |
| King Edward | Norfolk |
| | Old English |

This silver has been used and is offered in first-class condition and materially under the price of new silver.


★ Unusual Silver ★

We have one of the largest stocks of unusual silver in the United States, same consisting of Tea Services, Compotes, Pitchers, etc., by America's Leading Silversmiths, also foreign makers.

Correspondence Solicited Silver Sent On Approval

JULIUS GOODMAN & SON
77 Madison Avenue
MEMPHIS TENNESSEE

THE Audubon birds so loved for years and years are beautifully reproduced on embossed English Queensware plates. The eight subjects used are probably the most popular of all Audubon's works. The back of each plate bears the name of the subject. Dessert or salad size, 9", cost \$8 for a set of 8. From George T. Brodnax, Inc., Memphis.



CHERRY Jubilee Cookers may be used right on the electric stove then brought to the table. They're of genuine pyrex with smart bamboo wrapping and handles. These are great for cream soups, and other hot foods. The jumbo size is \$4; medium size, \$3. Postpaid. Wm. Langbein & Bros., 161 Willoughby St., Brooklyn, N. Y.



JACK AND JILL and other nursery favorites on wooden plaques for the younger generation. They are colorfully done with the figures in relief, and the child will love seeing his Mother Goose friends on the wall. Choice of twelve designs. Two for \$2.50, express charges collect. Stanley Jay Studios, 75-14 193rd St., Flushing, N. Y.



ON the road to Morocco these dolls would be right at home for that's where they came from. The man with the gun is called a "Riff"; the other with a goat-skin bag slung over his shoulder is a water-carrier. These were hand-made in Morocco and are about 8" high. They cost \$5 each. Velvalee Dickinson, 718 Madison Avenue, New York.



SAVE OIL! BURN COAL!

FIREPLACE COAL BASKET

PRICE \$19.95
F.O.B. YORK, PA.

MAIL CHECK OR MONEY ORDER TO
JOHN D. GRAVES
1522-4th Ave. York, Pa.



GUARANTEED VALUE
CAST IRON GRATE
FITS AVERAGE FIREPLACE
LIMITED SUPPLY
ORDER NOW

REPRODUCTION OF ANTIQUE

ING AROUND



EASTER bonnet to safeguard the fancy hat-pins, needles and just plain pins that are getting scarce these days. The hat is a darling miniature and comes in all the spring colors, as does the cushion it's on. Get one to match your dressing table. It makes a perfect Easter or birthday present. \$2.50. James McCutcheon, 49th St., & 5th Ave., N. Y. C.



IN THE spirit of the Federal period are these solid brass accessories each with symbolic eagle. The massive "Madison" door knockers is 9" long, 6" wide, costs \$4.50. Use the eagle hanger for a hearth brush or for coats. 3 3/4" x 3" wide; \$1.25. Ashtray with eagle in center is 3 1/2", \$1.50. B. Paleschuck, 37 Allen St., N. Y. C.



LIGHTING in the modern manner with an illuminated urn with spun brass that is exceptionally handsome. The pyramid base is separated from urn by a crystal ball. It has a three-way switch for proper lighting and is 16 3/4" high. Priced at \$35 a pair or \$18.50 each. Shipping and packing extra. Modernage, 162 E. 33rd St., New York.

CHAIRSIDE TABLE




Fits in attractively for any period. Just right at the arm of a chair or a sofa. Mahogany, brown in tone, and beautifully finished. 10" by 13", 20" high, \$13.00 Express Prepaid.

And in a smaller size, truly little, 9" by 12", 17 1/2" high, \$11.50 Postpaid.

MADOLIN MAPELSDEN
825 Lexington Avenue
New York City

Pine Tree Soap So Refreshing!



BRING PINE FRAGRANCE TO YOUR HOME!

There's the thrilling scent of New England Pines in this unusual Soap! Pure Pine Needle Oil makes it fragrant and naturally antiseptic. That's why you get a refreshing tingle from a Pine Tree Soap bath! Contains pure pine oil—no harmful alkalis present. So safe for whole family that Doctors and Hospitals all over the country use it! "Good Housekeeping" approved. Used by leading hotels, steamships, and airlines.

Pine Tree Soap makes a rich, creamy lather instantly in any water. Makes wonderful gift. 20 cakes \$2. Postpaid east of Rockies (\$2.50 west). Send now for this delightful Pine Tree Soap—you'll love it!

**20
CAKES
ONLY
\$2.00
DELIVERY
FREE***

Jonathan Lodge
PINE TREE CO.

Dept. 403 Newport, New Hampshire



STURDY ENOUGH TO STAND ON!

A marvelous tea or game table, practically designed and light in weight... can be folded easily in scissor fashion when not in use. Alcohol-resistant and made of oak, dark or natural mahogany and walnut in three sizes. 18 inches high, 30 inches in diameter, \$40. 21 1/2 inches high, 40 inches in diameter, \$55. Bridge size, 28 inches high, 40 inches in diameter, \$65.

Requests by mail filled carefully



GEORG JENSEN INC.

667 Fifth Avenue • New York

204

**WILLIAMS
2039**

Put Your Name and Address in the Spotlight!

Reflector letters and numbers will flash your name and address day and night. A joy to your friends and a compliment to your house. Iron stakes included. Entirely weather-proof.

Numbers or Initials—\$3.75. Last Name and Numbers—\$4.75. Last Name \$4.25.

Prepaid Ready for installation

CAROLINA LANTERN SHOPPE
BOX 261, HIGH POINT, N. C.

STUDY INTERIOR DECORATION

SIX WEEKS' PRACTICAL TRAINING COURSE

Resident Day Classes

start July 6th • Send for Catalog 1R

Period and Modern styles, color schemes, draperies, all fundamentals. Faculty of New York decorators. Personal instruction. Cultural or Vocational Courses. Longer courses in interior architecture.


Home Study Course

starts at once • Send for Catalog 1C

Same training for those who cannot come to New York. Practical, simple, useful, and intensely interesting.

NEW YORK SCHOOL OF INTERIOR DECORATION

515 Madison Avenue, New York City



Baby's Name on Gorgeous Oversize Crib Comforter!

He will be warm as toast under this big, fluffy, beautifully quilted Comforter. Made of luxurious Celanese satin and filled with finest virgin wool. REVERSIBLE, one side pink, other blue, for boy or girl. Extra large. 38" x 52". \$8.50 postpaid. Cotton filled \$7.50. No COD's.

"JOLLY JOE"
The Soldier
"HAPPY HAL"
The Sailor

Adorable, beautifully made soldier and sailor dolls. Give either of them a chance and he will steal your youngster's heart. Their uniforms are close copies of the real ones. 15" high. \$3.00 each postpaid.


MAYFAIR GIFTS
Forest Hills New York




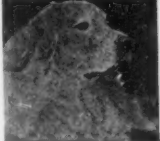
THE DOGM


House & Garden's gallery

DOGS .. DOGS .. DOGS .. 27TH ANNUAL CLEVELAND CLASSIC
 Cleveland Public Auditorium . . . America's Finest Show Hall
SATURDAY AND SUNDAY, MARCH 6-7
Exhibitors Aid Dogs For Defense
Patrons Aid U. S. Maritime Relief
PRIZE DOGS FROM COAST TO COAST
OBEDIENCE TRAINING CONTEST . . . 60 BREEDS
 Enter Your Pet Dog See the War Dog Exhibit
THE WESTERN RESERVE KENNEL CLUB, Inc.
 417 Penton Bldg., Cleveland, Ohio
 Foley Dog Show Organization, 2009 Ranstead St., Philadelphia, Pa.

BOXERS

 MAZELAINE, home of Ch. Utz v. Dom, Kavalier of Mazelaine, and many other famous show dogs, offers choice puppies at reasonable prices.
 Ch. Utz v. Dom
MAZELAINE KENNELS
 Mr. and Mrs. John P. Wagner
 1231 N. Edison St. Milwaukee, Wis.

BOXERS

 GLEN HEAD, LONG ISLAND
 Mr. & Mrs. Richard C. Kettles, Jr., Owners
 Phones Glen Head—Brookville 620
 New York—Spring 7-2200

The Great Pyrenees

 The breed the War has popularized in England for Guidance in Blackouts and Protection at Home
 Puppies for Sale
BASQUAERIE KENNELS, Reg.
 Mr. and Mrs. Francis V. Crane
 Owners
 Holliston, Mass.
 Tel. Holliston 368

NORWEGIAN ELKHOUNDS

 For country or suburbs, a dog that combines a watchful alertness with an affectionate nature. Puppies usually available from superior blood lines
PITCH ROAD KENNELS
 LITCHFIELD, CONN.
 Mr. & Mrs. A. Wells Peck

IRISH SETTERS
 Puppies, Show and Hunting Dogs Usually Available.
 Correspondence Invited.
Tyrone Farm Kennels
 JACK A. SPEAR
 TIPTON IOWA

COCKER SPANIELS
 Sturdy, healthy puppies of correct type. Also available excellent breeding stock due to reduction of kennels.
Marjolee Kennels
 Mr. and Mrs. John M. Lazear
 922 S. Negley Avenue, Pittsburgh, Pa.

BEAGLES
 Beagles make excellent companions in the home and capable hunters afield. We have some strong, healthy puppies and grown dogs.
WALNUT HALL KENNELS
 Mrs. Harkness
 Edwards
 Donerail, Ky.


BRIARDS

 Growing in popularity due to intelligence, stamina, courage, unusual quietness and economy and ease of keeping. Perfect size for city or estate guardian and companion. Informative booklet on request.
GERALD T. WHITE
 Westville, New Jersey
 65 Miles from New York

WILSONA KENNELS OFFER 6 BREEDS

German Boxers	Dachshunds
German Shepherds	Riesenschauzers
Doberman Pinschers	Medium Schauzers

 Trained dogs and puppies. Free catalog.
WILSONA KENNELS
 Ben H. Wilson, Owner
 Rushville, Ind.

BEDLINGTON TERRIERS

 Ch. Tyneside Taraleeds
 Quality Stock Available
ROCK RIDGE KENNELS
 Mr. and Mrs. Wm. A. Rockefeller, owners
ANTHONY NEARY, Mgr.
 465 Lake Avenue, Greenwich, Conn.
 Telephone 2398

SCOTTISH TERRIERS AND AFGHAN HOUNDS

 Outstanding dogs at stud.
CY ANN KENNELS
 Box 1538
 Fort Worth Texas

SCOTTISH AND WEST HIGHLAND WHITE TERRIERS
 Puppies Usually Available
 Dogs at Stud to Approved Bitches Only
Edgerstoune Kennels
 Concord, N. H.
 Owner,
 Mrs. John G. Winant

CAIRN TERRIERS
 Home raised companions from healthy champion stock. Prices consistent with quality and breeding. Correspondence invited.
Dr. and Mrs. C. H. Holmes
 414 Fayette Park
 Lexington, Kentucky

CAIRN TERRIERS
 As a dog for the home and country estate the Cairn cannot be excelled.
Bethcairn Kennels
 Miss E. M. Braun
 Warwick Terrace
 Pittsburgh, Pa.

Dress him up for EASTER

West Point Model RADIANT WHITE HARNESS

When his master comes marching home on Easter furlough, have his pet dressed-up in a radiant **WHITE LEATHER** military harness trimmed with brown or black superb leather . . . as trim and smart as his master's uniform. Individualized with pet's name initial and red, white and blue V's for Victory on light reflecting composition. Radiant **WHITE LEATHER** for visibility during blackouts. Send **NO MONEY**. Order C.O.D., \$3.50 plus postage. (Or send \$3.50, we pay postage.) 5-ft. matching **WHITE LEASH**, \$1.50. Guaranteed or money refunded.
IMPORTANT—Take pet's **BODY** circumference at back of front legs with string. Send string and pet's name with order for perfect fit of adjustable, individualized harness.
CURTIS CREATIONS, Dept. C, 10 Hopper St., Utica, N. Y.

CHAMPION Stockdale Town Talk, Cocker Spaniel, receives award for Best in Show at Los Angeles, Cal., November 8, 1942. L-R.: Mrs. W. O. Bagshaw, President of the club, Judge, L. H. Starkey, Mayor Bowman of Los Angeles, and C. B. Van Meter, owner of this famous dog.




ALASKAN Malamutes and their owner, Mrs. J. Milton Seeley, who trained sled dog teams for the Byrd Antarctic expedition, 1931, and who has much to do with the supplying and training of sled dogs for the present war. Some of the progeny of these dogs are today serving the U. S. armed forces.



DUAL Champion Retriever Shed of Arden, Labrador, receives award for winning National Retriever trial at Madison, Wis., December 4. L. to R.: Weldon Pershall, trainer, Judges, Mrs. Carl Erickson; Thomas Merritt; Lt. Paul Bakewell, 3rd; Ben L. Boalt, Secretary of the club.



CHAMPION Pointer, Luminary, owned by A. G. C. Sage, Alberta, Ala., won the National Free-For-All Championship last March at Grand Junction, Tennessee. Runner-up was Tarheelia's Lucky Strike, owned by G. M. Livingston. If the big event is run this year, look out for these two.



Advertisers will give first attention to all letters

SAINT BERNARDS
PUPPIES AVAILABLE NOW
 The most beautiful and affectionate of all big breeds.
La Colina Kennels
 Dr. & Mrs. F. W. Seward
 New Hampton
 Orange County
 New York
 Telephone Goshen 15

Old English Sheepdogs
Puppies for Sale
 ALL AGES
 Show or Companion Type
 Priced to Sell
 \$50 and up
Round Table Kennels
 R. D. 1, Middletown, Del.

A Home Bred Canyon Crest Great Dane
CANYON CREST KENNELS
 11636 Tuxford St.
 North Hollywood California

KEEP DOGS AWAY
 from shrubs, flowers, evergreens
Use Liquid CHAPERONE
 Wonderful new dog repellent, won't dissolve in rain. Lasts 2 to 3 weeks. Prevents dog damage. Harmless to plants. Send \$1 for large 12 oz. size. Money back guarantee. Sudbury Laboratory, Box 230, So. Sudbury, Mass.

DOG MART

of pure bred dogs




A boy and his dog are a combination that makes one of the favorite stories of all time, now brought to the screen in the picturization of Eric Knight's "Lassie, Come Home" with Roddy McDowall, Lassie (a beautiful Collie), Donald Crisp, Dame May Whitty and others; in technicolor.



THIS scene from M.G.M.'s coming picture, "Lassie, Come Home," shows that Lassie, the Collie, is a bit jealous of the attention Edmund Gwenn is giving to Toots. The picture unfolds an interesting tale of how Lassie persistently endures hardships to return to the home she loves.



ENGLISH Setter, Bobbitt's Peerless Pride, owned by L. M. Bobbitt, Winston-Salem, N. C., winner of National Amateur Quail Championship held at Hernando, Miss., Feb., 1942. Runner-up, Beau's Essig Don, owner, V. P. Hawse. This event will be run this year, Mar. 15, at Ada, Okla.



DOUBLE Champion Inverness Dark Beau, a Smoke Persian cat, owned and bred by Alice and Judith Phillips of Inverness, California. Beau is famous for her beautiful coat and her perfection of form—two attributes that have enabled her to win over many a worthy competitor.

mentioning the Dog Mart of House & Garden

DOG-TEX
REMOVES DOG STAINS!
SAVES RUGS!
ENDS ODORS!

It's the only proved dog stain remover! Really prevents rugs from rotting and bleaching. Money back guarantee. Thousands of satisfied users! Pint size, \$1.25. 8 oz., 75c. At your dealer—or write us direct.

FREE!

CONSOLIDATED CHEMICAL WORKS
1705 South Halsted Street
Chicago, Illinois

Send now for free Leaflet "Helpful Hints in Housebreaking Your Dog."

PAGE FENCE
America's First
Wire Fence—Since 1883

Your Post-War Protection

It's not too soon to plan post-war protection of children, property, and dogs with a Page Fence. When this sturdy, attractive fence is again available, erection will be on a "first come, first served" basis. But if your name is on our reservation list you can get your fence earlier. Plan now. Write for copy of Homeowner's Idea Book, to PAGE FENCE ASSOCIATION, Monessen, Pennsylvania.

FEED ME MEAT NOT CEREALS!

SAS for DOGS

Dried Beef Scraps, with dried meat by-products, bone meal, skim milk... Less than 1% cereal.

FOXSTAND FOODS Inc., 81 Arlington St., Boston, Mass.
FORMERLY SASSIFIED DRIED MEAT

Safer winter dog baths with MAGITEX Bubbles

Also for Cats

AVOID COLDS NO TUB NO RINSING NO SPLASHING

Try new Magitex Bubble Shampoo; clean pet almost as easily as washing hands. Rub bubbles on—wipe off—that's all! No tub, rinsing, splashing. Removes fleas, lice, on contact. Deodorizes, beautifies coat. Safe, effective. Large bottle \$1; trial size, 60c; only pennies per bath. At Department, Drug, Pet and Hardware Stores. Or mail prepaid. Satisfaction or money back.

E. Fougera & Co., Inc., Dept. 8, 75 Varick St., N. Y.

STANDARD POODLES

Puppies and grown stock occasionally available.

Lowmont Kennels
Miss M. McCreery
Bayberry Lane
Greenwich, Conn.

PEKINGESE

Champion bred puppies of correct type. For particulars write

Orchard Hill Kennels
Mrs. Richard S. Quigley
Box H
Lock Haven, Pa.

"TALISKER" Skyes

Adorable pets. Grand watch-dogs. Puppies you will be proud to own and exhibit.

Mrs. Percy Adams
4333 Westmount Ave.
Westmount, P. Q., Can.

BUY WAR BONDS

PLUCK TRIM

with **DUPLEX DOG DRESSER**

Do it yourself at home. Trimming Chart, one for each of 12 popular breeds, shows you exactly how. Charts 25c each (name breed). Blades \$ for 50c Dresser \$1.00. At dealers or direct postpaid.

DURHAM-ENDERS RAZOR CORP., Mystic, Conn.

Quadline Your Dog Against

THAT DOGGY ODOR—the smell that lingers on home furnishings and clothing. Keep him clean-smelling with Quadline; also a proved control in Ear and Sarcoptic Mange, Ringworm, Dandruff Scabies, and many other conditions—23 in all. Ask your dealer or send \$2.00 for Quadline Jr. Spray Set.

Allen-Crowl Co., Dept. G, 317 Superior St., Toledo, O.

PERMACEDAR MATTRESS

Heavy, attractive colored demask with zipper end for refilling. Stuffed with genuine Permafoam.

15 x 20	\$1.90
18 x 24	2.40
20 x 30	2.90
24 x 36	3.40

KOUCHES

Genuine aromatic red cedar dog bed. Attractive finish. Removable, insect repellent.

15 x 20	\$4.40
18 x 24	4.80
20 x 30	5.20
24 x 36	6.00

Satisfaction Guaranteed

YONG & HOOKER CEDAR CO., Youngstown, Ohio

Keep Cats Off chairs, beds, sofas, etc.

Use PUSSY SCAT

To keep pussy off just sprinkle Pussy Scat lightly on chairs, beds, sofas—around curtains and table legs—wherever your cat sheds hairs or does damage. You don't see Pussy Scat—don't smell it—but your cat does, and learns to stay away.

SEND NO MONEY. Order Pussy Scat C. O. D., \$1 plus postage. (Or send \$1, we pay postage.) Money back if you're not entirely satisfied. Sudbury Laboratory, Box 912, So. Sudbury, Mass.

SHETLAND SHEEPDOGS

Dainty Miniature Collies, bred for intelligence, beauty, and sturdy bodies.

Miss Dorothy Allen Foster
Timberidge Kennels
RFD 2, Austell, Georgia
(Telephone & telegraph address: Timberidge, Ga.)

THE FINEST IN DOBERMAN PUPPIES

Show quality or for companionship. World-famous pedigreed parentage with blood lines that breed champions. Expertly prepared and perfectly finished. Puppies \$100 up. Write

RUPPRECHTHEIM KENNELS REG.
W. Jim & Margaret Roberts, Box 6066, Indianapolis

FREE to HORSE OWNERS

Why pay fancy prices for saddlery? Write for FREE Catalog that has saved real money for thousands of horsemen. Describes over 400 popular items of English and American "tack." I ship saddlery on approval. Write today. Wiesenfeld Co., Dept. 6, 112 W. North Ave., Baltimore, Md.

Prevent Dog Damage

Just sprinkle Powder Chaperone lightly on rugs, chairs, beds, sofas—whatever you want to protect. Harmless. Practically odorless and invisible to humans. But dogs don't like it, and learn to stay away. Send \$1 for generous package—several months' supply. Sudbury Laboratory, Box 82, South Sudbury, Mass.

Use Powder CHAPERONE

Ask the Dog Mart

The manager of The Dog Mart will gladly share with you his wide knowledge of dogs gleaned from years of experience. Just write him about your problem... and he will help you, without obligation, of course.

The Dog Mart of House & Garden
Graybar Building
Lexington at 43rd, New York City



Tonight
 she's going to her
 first grown-up party

She's radiantly happy. And you're proud as a peacock. You've done everything to help her be ready for this great moment. Everything? There are great responsibilities to parenthood these days. The environment you have achieved in your home, for your children, is an influencing inspiration for maintaining the American Way of Living. Because it has been built to fine American ideals—ideals of beauty and refinement; ideals of quality and integrity; ideals of enduring value—furniture by these Grand Rapids makers is an investment for today and for tomorrow, for you and for those with whose future you are entrusted.

Ask your dealer for this furniture. It is the newest idea in Modern. FLEXI-UNIT furniture is a product of THE WIDDICOMB FURNITURE CO. Notice the number of convenient drawers that occupy such small space, and these chests can be rearranged easily to suit any room. You simply must see FLEXI-UNIT furniture. WIDDICOMB MODERN ORIGINALS, desired for their fine quality as well as advanced modern design, include dining room and occasional pieces as well as bedroom.

Be guided by the individual trademarks and good names of these Grand Rapids manufacturers, who are Founder members of the



GRAND RAPIDS
 Furniture Makers Guild



GRAND RAPIDS CHAIR COMPANY
 Makers of "DEXTER" fine furniture for the bedroom and dining room.

THE WIDDICOMB FURNITURE CO.
 Modern Originals

Booklet: "Illustrating the New Flexi-Unit Horizontal-Vertical Modern Originals sent you FREE on request."



JOHNSON FURNITURE CO.
JOHNSON-HANDLEY-JOHNSON CO.

Booklets: "Popular Period Styles" and "Flexible Home Arrangements," 25 cents each.



IMPERIAL FURNITURE COMPANY
 Imperial Tables

Booklet: "How to Use TABLES to Revitalize Your Home," sent for 10c (coin). Write Dept. H-3.

MUELLER FURNITURE COMPANY

Luxurious Upholstered Furniture of fine hand-tailored quality. Sofas and chairs in both modern and traditional styles.



JOHN WIDDICOMB CO.

Traditional Groupings of Fine Furniture in French and English Styles.

The complete selectivity from all of these Grand Rapids makers comprises furniture for living room, dining, and bedrooms, including colorful upholstered furniture, tables, and occasional pieces—in a diversified choice of accepted styles, fine period reproductions, and modern originals.

HOUSE & GARDEN

Published by
THE CONDÉ NAST PUBLICATIONS

Publishers of *Vogue*, *British Vogue*,
Vogue Pattern Book, and *Glamour*

SPECIAL SECTION

100 years of American taste.....	15
Portrait of store—picture of era.....	16-20
In Eighteenth Century Manner by Sloane's.....	22
Life with Grandfather.....	24

GENERAL SECTION

Color—point and counterpoint.....	26-29
Brazilian Modern reorients traditions.....	30
It's easy to do with mirrors.....	32
Two moods in one room.....	34
Everywoman's primer of home repairs.....	35-42
Useful objects under \$10.....	43
Britain preserves her ancient crafts.....	44
Of time and the table.....	46
Table tricks that save time and space.....	48
Tables by and for busy people.....	50-54

GARDENING SECTION

This year's Victory Gardens.....	55
Garden that takes care of itself.....	56
How to plant your Victory Garden.....	58
New roses.....	60
Choose your fruit.....	61
March Gardener's Calendar.....	62

FEATURES

Shopping Around.....	4-9
Dog Mart.....	10, 11
Travelog.....	83
Booklets.....	74, 75

Richardson Wright, *Editor-in-chief*
Henry Humphrey, *Managing Editor*

EDITORS

Arthur McK. Stires, *Architecture*; Elinor Hillyer, *Decoration*
Harriet Burket, *Merchandise*; William E. Fink, *Art*
Joseph B. Platt, *Decorating Consultant*

ASSOCIATE EDITORS

Fay Hines, G. H. V. Baker, Emma A. Cole, Frederic Morley,
Virginia Merrifield

COPYRIGHT 1943, THE CONDÉ NAST PUBLICATIONS, INC.

House & Garden is published by The Condé Nast Publications, Inc., Greenwich, Connecticut. Iva S. V. Patcévitch, President; F. L. Wurzburg, Vice-President; W. E. Beckerle, Treasurer; M. E. Moore, Secretary; F. F. Soule, Business Manager. Executive and publishing office, Greenwich, Connecticut. The entire contents of House & Garden, text and illustrations, are protected by copyright in the United States and countries signatory to the Berne Convention and must not be reproduced without permission. Title House & Garden registered in U. S. Patent Office. Editorial and advertising offices, 420 Lexington Avenue, New York. European office: 1 New Bond Street, London, W. 1. House & Garden is manufactured in the U. S. A. by The Condé Nast Press. Subscriptions, for the United States, Possessions, Canada and members of the Pan American Postal Union, \$3.00 a year, \$4.00 for two years, in advance. (Note: Add 50 cents a year to Canadian subscription price to cover tariff.) For all other countries, add \$1.50 a year to cover postage. Single copies 35c; in Canada 40c. Four weeks' notice is required for a change of address or for a new subscription. In ordering a change, write to Greenwich and give both the new and the old address as printed on wrapper of last copy received.



St. Patrick's peas

Around these parts it has been customary to plant your first peas on St. Patrick's day. March 17th seems to hit the date when the soil is dry enough to work. But long before that the canny gardener has drawn the plans of his vegetable garden—how many rows of this and how many rows of that. The seed order has been delivered. The tools are clean and sharp. The urge is on us all. St. Patrick bless our sowings!

Liberty Hyde Bailey

This month America's foremost botanist and horticulturist reaches the grand old age of 85. The years that stretch behind Liberty Hyde Bailey have been packed with work and study. His "Standard Cyclopedia of Horticulture" alone would have assured all gardeners' indebtedness to him. Besides this he has written 33 other books and edited a score of others. Now he is writing charming, informative, little books on gardens of particular flowers—pinks, larkspur and such—and working away at his definitive study of palm. Many more years to him!

Food conversation

The state of the world being what it is, food will dominate our conversation and our anxieties more than many Americans have ever known. Heretofore we have calculated wealth and security in dollars; today the man with a plot of land capable of producing food and the strength to grow it has real wealth within his reach. If there are also chickens and a pig, he can face the problem of the family's food supply with a sense of security.

Realists and reality

Within the past few months everyone has begun to use the word "realistic." We are to be realistic about the war, our part in it, our jobs and about everything that crops up in life. Realistic in that sense means

facing the facts. All too often being realistic involves compromise of principles and lowering of ideals. Sometimes it implies grasping at every expedient no matter what the cost.

People who insist on being realistic in the secondary sense usually pay a heavy price—they miss reality. The clamor of their insistence drowns out the still small voice. They rarely are able "to see the world in a grain of sand, and a heaven in a wild flower." All too often they are unaware of the Supreme Reality Whose concern is lest a sparrow fall.

Names and names

Add to your collection of picturesque street and town names the fact that Syosset, L. I., still clings to Muttontown Road and California boasts of towns prettily called Will-o'-the-Wisp, Topaz, Tranquillity and Vestal.

Collecting these names is an advantageous hobby in our rationed and purse-restricted days: it costs no money, the items occupy no space and they never have to be dusted.

She saws

According to Walter Rose, who wrote "The Carpenter Shop," saws in Old England were always referred to as "she." Even the long, two-handed saw used to rip logs remained in the feminine gender. One wonders why. Of all his tools, it seems, the carpenter was fondest and most jealous of his saws. Let someone borrow and ruin its evenly adjusted teeth and that saw was abandoned as being beyond recall. It sounds as though these Old English carpenters were strict Puritans.

THE COVER

It's a sure sign of Spring when daffodils start dancing in the cool breeze. Yellow and white trumpets first, then the short cups until jonquils bring the end. For its cover this month HOUSE & GARDEN has selected a glimpse of daffies at Paradou, Brookville, L. I. Gottscho took the photograph.



Where two centuries meet

Taken within the Sloane window on the corner of 47th Street and Fifth Avenue, this picture shows—in striking juxtaposition—the Jay Gould mansion (right foreground) and Radio City, symbols of an era's beginning and end. The former was erected in 1869, forty-three years before Sloane made daring move uptown from Broadway. Earlier, this entire vista was devoted to the fancy botanical gardens which belonged to Alexander Hamilton's physician.

100 YEARS OF AMERICAN TASTE

The decorating trends of a century
are represented in this story
of a store told here and on the next ten pages

AMERICAN taste in the past century has come from In-different and Bad to Good. It has covered the horrors of Victoriana—garish wallpapers and too-flowered carpets, stilted furniture and prim genteelisms (moustache cups, embroidered pillow-shams, stuffed birds under glass); and the pretensions of General Grant Gothic—brass beds and stained glass windows, tortuous chandeliers and golden oak suites. But in recent decades it has emerged a vital, lively force.

Now, on the edge of sweeping postwar changes, seems the time for a bird's-eye view of its status today. For our evidence we have turned to a famous old store, which has helped advance and improve the century's taste to the level it reflects today. This is W. & J. Sloane, New York's oldest, and one of the five largest home furnishings stores in the country—this month celebrating its centennial.

From the small 1843 carpet and oilcloth store of lower Broadway to the eight-story behemoth of midtown Fifth Avenue today is a far cry, but no farther than the span of tastes it parallels—from velvet portières and potted palms of ante-bellum days to the beginning of streamlined Modern. The little store of those days has spread its influence on taste through four branches: two in California—at San Francisco and Beverly Hills; one in Washington, D. C.; and the most recent one in White Plains, N. Y. These are so similar to the parent store that we have used it for a composite portrait of them all.

The street floor in the N. Y. store, with its 10,000 accessories, shows a variety of tastes that is typically American. These range from zombie glasses to rare old decanters, shelf-edging to luggage racks, antique mantels to modern crystal vases, fine Wedgwood to modern plastics, picnic grills to electric logs.

These and other wares are displayed in about a dozen individual shops which change their categories from time to time as accessory trends shift. Newest and most surprising of these is the Mexican shop, jampacked with mats, baskets, and exciting gadgets of tin—mirrors, frames, sconces, fat jumbo candlesticks, cigarette boxes, platters—all gay and modern and charming, and all evidence of a new informal feeling in home furnishings.

THE other shops, too, mirror the times: there is a Hide-away Room with emphasis on game and hobby equipment to use in the event of blackouts. In the Hearth Shop the trend to simplicity which is in evidence everywhere is reaffirmed. Classic English mantels are the favorites now, replacing the formerly rather ornate French types.

Lamps are sold in a big separate department. Sloane's have always carried a number of large "important-looking"

lamps and they find that traditional shapes, the huge Chinese ginger jars and urns that were popular three decades ago are still the things people want most.


Stores, like homes built at the Century's turn, were lavish in size. And Sloane's street floor, scaled for display of Oriental rugs, carries in that space today the two-story Georgian "House of Years". It was built about ten years ago—when tastes turned to smaller houses. It is interesting to remember that this house with classic lines and color schemes had a tremendous influence in creating the Regency trend, which, though the house has since been done over in many other styles, is still lively. Sloane tells us, too, that it made people realize that inexpensive furniture could be attractive and desirable in its own right.

More than any other floor in the store the second has remained almost the same as when it was built, with high ceilings and beautiful plaster moldings—an excellent background for the antique department.

HERE you might find anything from the elaborate Chinese cabinet of black and gold lacquer which once belonged to Mrs. Fitz Herbert, the morganatic wife of George IV, to a minuscule Sheraton organ.

Sloane has found for the past fifteen years (since about 1928) that most people like 18th Century furniture better than any other kind, so most of their antiques are of the Chippendale, Sheraton, Hepplewhite range, though in the last decade Regency and Victorian have gained wide acceptance. Sloane's factories copy many of these pieces.

The Smaller Homes Shop, done on a budget, is kept related to current problems of the day, its rooms bear titles such as "A Bachelor in Defense Work", "A Lieutenant j.g. and the Mrs.", "A Washington Trio". The fourth floor is divided equally between fabrics and office furniture. In the old days brocades, brocatelles, velvets by the yard were the things the public wanted, all in line with the heavy draperies and elaborate interiors of the brownstone era. Since the turn of the century, people have bought printed linens and gay light-background chintzes like those in English country houses. But in the lively new "ready-mades" department (Cont'd on page 73)





10,000 accessories cram the basement stock rooms—lamps, figurines, ashtrays, highball glasses, candelabra, toasting forks, flower bowls, closet boxes, fire tools, Mexican tin, plus 1600 scatter rugs. These are siphoned off as needed to the dozen individualized “shops” of the street floor. Unit sale of such items is small but ranks high in total volume.



Twenty-five year favorites in lamp department are traditional Chinese ginger jar and urn shapes, usually with cream silk shades. Probable reason: their very fine adaptability.



Necessity's grandchild is the new white horsehair pillow of quilted satin with which Sloane will replace those of Government-preempted down. It grew from design for allergies.



The W of W. & J. was William Sloane, who founded original store. Like other company bigwigs his name and span are carved in walnut paneling of the conference room.



The stockmarket crash of '29 broke down many old tabus—against reproductions, frankly inexpensive furniture; fathered store's successful Smaller Homes Shop.



The carriage trade once used to check its tippetts and galoshes in a carriage room reserved for the purpose. Its imported paneling, carvings now decorate dining display.

This portrait of a store is also the picture of an era



The J stands for John, first partner in the business and grand-uncle of the third John Sloane (above) who now acts as Chairman of Board. He authored profile on p. 24.



Oriental rugs, for which tall street-floor was designed, gave way to the "House of Years". Built on wave of interest in smaller homes, it increased attendance tenfold.



"Authentic Sheraton or not . . . you needn't have spent all our furniture money on it."

Ads echo last decade's shift in selling emphasis. This one admits the real McCoy is tempting but admonishes budget bride to consider their McCoy juniors (reproductions).



Bait for barbecuers. Public likes gadgets such as this metal grill, best-seller at \$20. Store does, too, but has stocks on hand only for coming season, worries about after.



Readymades would have scandalized plush clientele of '90s, are new departure for the fabric floor today. Organdy or ninon curtains, textured (not chintz) draperies sell best.



Document chintzes, tapestry panels stay in locked case; move slowly beside modern fabrics. Occasional sale recalls boom times: recently \$2500 tapestry sold for piano throw.



1. REGENCY OIL LAMP

2. CIRCA 1747

3. ANTIQUE READING CHAIR

4. WATERFALL CLOCK

5. HIGHEST ITEM

6. OFTEN ADMIRIED, NEVER SOLD


Collector's curiosa, highlights among the antiques: 1. brass Regency oil lamp, 2. Georgian doll house, c. 1747, 3. Queen Anne corner chair with original bookrest, 4. ormolu clock whose crystal waterfalls play as time marches on, 5. Chippendale type table by French craftsman, at \$2000, 6. Regency what-not; gadget atop is porcelain chariot for cooling wines.



Store lore is exciting

Behind-the-scenes workings of a store is fascinating stuff—for youngsters like Douglas and Sloane Griswold, sons of store president; for Andrew Mitchell, forty years a Sloane employee. It ranges from surprising trivia, such as fact elevator shaft must be vacuumed monthly, to behavior of customers: frequently they want whistle taken from leather chairs, one returned chest carved with two lions because one was smiling, other wasn't. Cart is antique baby carriage.

Store anecdotes, bigwigs, business of the day



John Bull takes a poke at Uncle Sam in this Gay '90 poster signifying British ire at Sloane competition in London. Branch furnished rugs for coronation of Russian Czar.



Store's most expensive dining suite is Chippendale adaptation, at \$3250. Sloane factories consider this their finest; now in war work, can't repeat its like.



The Widener racing silks for which Sloane is now testing dyes typify variety of contract jobs which might range from doing single office to decorating Waldorf-Astoria.



As most important pieces in room, bookcases and breakfronts are good thermometers of scale and style; show trend to smaller sizes, interest in modern pieces like this.



Youngest store president is W. E. S. Griswold, Jr., here shown (left) with V. P. David Brunn and Harry Pearson, manager of vital War Production unit.



Sloane Street is the corridor of intimate shops for accessories which line the street floor; evolved as smart solution to offset too-tall ceilings meant for rugs.



Is this chandelier yours? Could be; someone sent it thirty years ago, untagged, to Sloane's unique "Own Goods" room, where customers' goods go for storage, repairs.




The "Own Goods" room was baffled when they received a top hat and tails. Seems a Yale freshman's mother had got mixed, sent him draperies to wear to Prom.



Shop-lifters' loot is written off on special budget, accounts for considerable loss. Typical size for theft is this Regency urn, which can tuck under coat undetected.

Store sales-curve covers carpets to convoys



Waist-deep in war work, Sloane designers execute engineering drawings for furniture, equipment on Navy and Merchant Marine boats. One factory makes Army glider parts.




Actual thumb-nail size is the secret drawer in this minuscule desk. Perfectly fashioned, it is part of a miniatures array that fascinates children and collectors alike.



Old fashion, new-fangled is the "Draft Dodger", a long gingham sausage stuffed with sand—to use across bottom of door. It sold out twice during fuel shortage.



Shop windows of city influence public's conception of art more than museums was tenet of Coffin, once head of both store and Metropolitan Museum. Sloane windows are good.



#23,310 in store reference library, where 3 decades of Sloane-designed custom-made furniture drawings are kept. Designers now are converted 100% to store's war contracts.



Fake fireplaces, real mantels sell equally in Hearth Shop. English designs rate better now than once-favored French. Fenders, andirons, mantel bibelots zoom sales.



Desks, like top one for ex-airline prexy, C. R. Smith, now with Air Transport Command, are big item in office furniture. Above, joint promotion with HOUSE & GARDEN.



Slick art by *New Yorker* cartoonists, and light copy have replaced old-hat "gracious living" approach in ads—thanks to smart ad-man, Arthur Forester. Pull better, too.




"Sloane does both" (expensive and budget decoration) has been store boast for past decade; is major policy now that decorating occupies limelight rugs once held.



Public dotes on 18th Century furniture: (from right) Queen Anne, Chippendale, Federal, Hepplewhite; also likes Regency, Victorian. Copies go better than antiques.



Luxury categories, like Summer furniture, have helped build Sloane volume to second-largest in field; when stocks on hand dwindle, will be war's hardest hit—like this department dependent on metals, rattan, bamboo. However, in its century of growth, from rug store of 1840's to New York behemoth with four U. S. branches, the store has solved worse problems.



Scarce as hen's teeth is metal hardware now, but store's Design Room has ample stocks. Here, French, English, American designs trace 200 years of history.



First aid for furniture, customer's or store's, is given on premises by cabinet-maker "Popsy" Steiner. He doctors ailing finishes, veneers; makes expert repairs.



Now the Frick Museum, this building was sample of Sloane decoration in World War I, when it was home of the late great magnate. To same era belongs job for Charles M. Schwab.



Down to the last yacht. For Navy today, store finds useful experience gained in yachts, like this for late Doug Fairbanks; still remembers excitement of his transatlantic calls.

In the 18th Century manner, by Sloane's

Color is used to emphasize the beauty of classic shapes in the New York residence of Mr. and Mrs. John Sloane



From clipper days, Chinese porcelains and old mahogany have been traditional affinities; are here used to advantage in the Sloane breakfast room which now also doubles for dining. Scheme: terra cotta walls, white sculptured rug, sharp blue-and-white accents.

INTERESTING in their own right and important to our story in their reflection of traditional tastes are the interiors shown here, in the New York residence of Mr. and Mrs. John Sloane.

Clear modern colors were carefully planned to point up the dark woods, as in room at left; or used in bold, solid planes to highlight a particular pattern, as for the Aubusson in the library (opposite). Paintings, both modern and classic, add a warm personal touch. A fine collection of antiques ranges from the 18th Century knife box in the breakfast room window to a whole study paneled in soft gray-blue.

This room (below) was bought in the Condé district of France from a royalist whose sympathies apparently lay with the revolutionaries—see carved mottos and liberty caps on the desk and pediments. Decoration by W. & J. Sloane.



Mellow paneling from France (above and right) lines the study walls with a soft gray-blue and suggests the hand of a talented Revolutionist in its carved motifs. Highspots are the fine French tapestry carpet in soft brown, green, and beige; and handsomely carved original desk. The curved chairs and chandelier were made especially for the room.



PHOTOS BY NYHOLM



The inimitable colors of an Aubusson, taken from the rug underfoot, key the library to a scheme of rich brown, soft greens, rusty-pink. Light beige to eggshell fabrics dramatize upholstered pieces against the chocolate walls which serve again to emphasize the fine tones of the woods. Tall, built-in bookshelves are dignified by gridded doors, white molding, and classic motifs in bas relief. The overmantel portrait is one of Lady Hamilton painted by Sir William Opie.

Soft color, boldly used

LIFE WITH GRANDFATHER

*In which Grandfather arrives on the brig Atlantic . . . Henry leaves Yale,
gets arrested, opens the first West Coast branch . . .
Father rides the waves . . . and I learn about art and Orientals*

A DAGUERRETYPE BY JOHN SLOANE III

ALTHOUGH I never knew my grandfather, who died four years before I was born, he lived for me in the stories told me by my uncles and father, his five sons.


Grandfather William Sloane was born in Scotland where he followed the trade of weaver. There (on a loom invented by his employer and concealed in a loft above a stable for secrecy) he was the first ever to weave a tapestry carpet. This proving a success he demanded an increase in wages which was refused, whereupon he set sail for a land of greater opportunity, America, on the little brig Atlantic. Peter Goelet was a fellow passenger, and I well remember the Goelet house opposite our store at 19th Street and Broadway with its shady front lawn where a cow grazed peacefully and several peacocks strutted about.

Later Grandfather sent for his wife and infant son, my father. Of my grandmother I have only the vaguest remembrance but she appears to have been a strong-willed old lady with opinions of her own. She would stand no nonsense. If she liked a person, well and good, but if she "took a scunner" to the poor unfortunate there was no changing her mind.

Grandfather never forgot his Presbyterian upbringing. He was deeply religious, attended church services regularly, and brought up his six children strictly, with family prayers in the morning and at bedtime. He was an elder and finally the treasurer of Dr. Hall's Presbyterian Church. He worked so diligently in raising money and attending to the details of building its new edifice at Fifth Avenue and 55th Street that one night while at his desk he suffered a stroke and died of its effects.

WHEN Grandfather first established his own retail carpet business his brother John was his partner. On John's retirement to take up farming, my father, also named John, entered the firm to be followed in due course by his brothers, who each served a hard apprenticeship.

Father, however, was undoubtedly the leading personality in the business, and after Grandfather's death in 1879 was the guiding force in the firm. It was under his leadership and during the panic of 1893 that we opened an export office in London. The



British resented our invading their domain and were hardly mollified when we obtained the order to supply carpets for the coronation of Czar Nicholas I of Russia.

Father followed the customs of the day in having a town house, a place in the country and a stable full of horses. In 1882 he built a house on Fifth Avenue near 70th Street which caused Commodore Vanderbilt to ask him why he wished to go so far into the country. But Father was confident that New York would grow and he lived to see his predictions come true.

He was very fond of driving behind well-groomed and fast-moving horses and as a young boy I looked forward to being taken down town by him in his brougham or later in his private hansom. In those days it took about as long to drive from the house at 70th Street to the store at Broadway and 19th Street as it does today, although motor cars are supposed to be so much faster. There was very little traffic then and it was thrilling to drive through the streets behind a spanking pair of spirited horses, but it was terribly boring to drive around Central Park in a Victoria as was the custom. In Winter, however, sleighs were brought out, and it was great fun to drive in the Park with bells jingling.



FATHER was a great traveler and took us all to Europe or California each year. The Van Bergens of Paris were our close friends and I shall always be grateful to them for their unflinching kindness in entertaining us and the memories of Paris in the Nineties which I look back on with keen pleasure.

Once, at their place at St. Cloud, their little dog bit my sister's hand when she was picking up a ball of wool. She was promptly taken to Paris and treated by the great Dr. Pasteur himself, a memorable event which was probably worth the bite.

Henry was, I believe, the most colorful of my father's brothers. He and Grandfather were very close to each other, probably due to my uncle's delicate health which he attributed to the poor food he had at Yale. He left in his Senior year but was given his degree and a Phi Beta Kappa key later. All his life he was considered a semi-invalid but he lived to be 91. Both Grandfather and Uncle Henry made a trip to California in 1866 in the hope that Henry would benefit by the climate, which he did to the extent of taking stagecoach trips up and down the coast. When he tried to get the carpet-contract for the extravagant Palace Hotel, a rival rug-dealer had him arrested (Continued on page 70)









ALL TABLES IN GUARDSMAN FINISH

Brilliant hues give a modern feeling to the classic stripes and roses of the 18th Century in this room, now duplicated by W. & J. Sloane. Gray and white wallpaper with ribbon swag, Imperial; Alexander Smith's "Pinecrest" broadloom. Mahogany tier tables, drum table, lacquer end table, Zangerle & Peterson. At window and on sofa, "Rose d'Amour" rayon and cotton fabric; on armchair, a cotton stripe; on hassocks, lacquer red cotton; all from Cohn-Hall-Marx. Mansure's fringe. Reproduction of Picasso's "Pierrot", F.A.R. Associates. Ronson's "Perisphere" lighter.

Flaunting garden colors

Color



*Make your house sing
with color-harmony
for floor and walls*

point and counterpoint

Variety in spite of priorities.

Brighten your wartime home with new rugs and wallpapers chosen from old standbys and exciting innovations

1. DO OR DARE, caution take the hindmost with brilliant scarlet and white striped wallpaper and an olive-green and white cotton tufted rug like an over-scaled tweed. Vigorous and bold, ideal for a modern room and right in a traditional setting as well. Paper by Imperial, rug by Firth.

2. VICTORIAN CHARM of design with Twentieth Century daring in color are combined in Katzenbach and Warren's "Birdbasket" wallpaper in pinky reds, chartreuse and beige on a deep elephant-hide grey background. The shaggy rug in tufted cotton by Deltex is in a light shade to contrast with the deeper colors in the wallpaper.

3. A NEW ALLIANCE in the walls and floors of your guest room or small dining room. Choose a gay plaid rug like this Saybury Plaid by Bigelow in red background with black, yellow, and white accents. Pick up the colors in wallpaper designed with crisp green ivy and small red berries, by United.

4. A DELICATE SYMPHONY in shades of pink and blue for a small room. Paper your handbox powder room in gay pink camellias on a soft grey background. On the floor, a cotton "Rippletone" rug of mottled weave in rose-quartz and azure. The wallpaper is by United, the woven rug is by Amsterdam Textile Company.

5. FOR A CHANGE OF SCENE paint your walls; you will find a handsome companion rug for this treatment as well. Deep Mignonette walls in Martin Senour paint are partners-in-charm with a Klearflax rug made with wool tufts in shell design on a green background of cotton and linen weave.

6. DINING ROOMS IN THE COUNTRY need not be dripping rusticity. The quiet dignity and smart colors of this wallpaper by Strahan with its green leaves and purple plums entwined into a large wreath, and the twist wool broadloom rug in restful jade green by Alexander Smith are ideal for a country home, and not amiss in the city.

KEEP the home front cheerful with a new rug or wallpaper. Government curtailments on building and remodeling do not mean that you can't make basic interior changes in your house; and these may be accomplished without violating any priority orders. The war has wrought many changes in the manufacture of wallpapers and rugs, but these necessary substitutions have produced many interesting results. There is a lightening of color throughout the entire wallpaper field; lavish use of color being restricted, it is used more strikingly. Large flower prints, like those on the opposite page, seem to cover more color space than they actually do.

New materials are being used in rugs: cotton, mixtures of rayon, linen and other fibres. Summer rugs are becoming important for year round use; here, washability is a feature. There is a predominance of twisted and soft rugs; also woven and braided effects. Another good trend which has grown out of the wool shortage is the use of tufted patterns on woven cotton or linen backgrounds. Of course, some rugs are still being made in wool, and the market shows a fine galaxy of patterns and textures.

Wallpapers, which have been restricted in quantity, have lost little in quality as American ingenuity again asserts itself. The 1943 stocks are smaller generally, but they are more select and carefully thought out. The restrictions on certain pigments have necessitated the elimination of extremely dark and very brilliant backgrounds.

All aluminum and bronze papers are out for the duration. However, while background colors are, in general, lighter, the colors used in the patterns may be strong, and, although used sparingly, give an effect of brilliance by means of large loose designs. Modernized versions of floral and leaf patterns lend themselves well to this sort of color economy. In contrast to these sweeping designs, very careful hand-drawn, hand-painted papers giving a Dresden effect are popular, as well as small handbox patterns. In response to the trend to more informal decoration, period chintz designs in wallpaper are coming to the fore.

So it isn't really a question of making the best of things, but rather the most of them. Painted walls combined with wallpaper achieve exciting effects; striped paper above a dado lends dignity and will cut down ceiling height. If you really want to go gay, paint your dressing room walls and ceiling and paper the floor. Choose a paper that has splashy bouquets on a white ground. Several coats of shellac will make it practical as well as pretty; give method to this gay madness.


Once again Mother Necessity has bred spirited children. New rugs of washable cotton have a nubby shagginess not to be found in the more conservative wools. Bold swirling prints in wallpaper more than compensate, in their vivacity, for the fact that they are covering up a lack of pigment. Don't let your home fall into a for-the-duration doldrums because you think you can't get materials for brightening it, for new and lovely wares stand ready to sing a victory song in color—for you.

Color — point and counterpoint

(Continued)



TAKE a lesson from fashion experts who know the value of mixing and matching their colors. Choose your wallpaper and your rug to blend or contrast; set the mood of your room in modern tones which make your simple-lined furniture come alive like a cubist's *collage*. Let a deep nubby rug and a bright plaid wallpaper spell American comfort, or an all-over patterned rug with paper in a dark stripe set the stage for your country Victorian furniture. Mate your paper and your rug to make each more effective—be a little daring in your color choice and see how it brightens your outlook.

Hudson Valley flavor in your living room is your choice? Try a floral design in the rug, roses on a black ground by Bigelow-Sanford. Use Strahan's salmon-pink and white striped paper for a formal effect, or Katzenbach and Warren's more lighthearted field flowers on a white ground. Use both if you like, stripes on the wall, floral design on the ceiling.




In a Modern Victorian setting, choose striped paper like this from United in rose, green and white. Use it alone or combine it with the gay cabbage roses on a white background by Katzenbach and Warren. To blend with either or to set off both use a solid color rug like the Desert Green chenille with shaggy texture by Klearflax. Hint: it's reversible.

For a country feeling in a small dining room: Strahan's crisp all-over pattern of tiny red leaves with a multi-colored floral rug on a deep beige background, from Alexander Smith. Or, if you prefer a paper which will be a background for your drop-leaf table or stenciled chairs, use "Hitchcock" paper, bright with baskets of fruit and cornucopias, by Imperial.




Add a Baroque touch with floral column paper and a flowered rug of audacious design. The floral stripes are columns of roses and daisies on a white ground by Asam; the Karastan rug is cotton, a soft pink background with a darker floral frame. In more subdued mood, the pink rug combines gracefully with Imperial's broken stripe wallpaper in soft colors.





The new bride who selects youth as the keynote in her home will choose a small thick-napped "Roses and Ribbons" rug by Cabin Craft. The blue ribbons, pink roses and white background combine with the rose covered paper by United or with Imperial's blue and white stripe and suggest wedding gift knick-knacks and white starched curtains with embroidered ruffles.

Whitewash the beams of your living room. Put a shaggy loop cotton rug in rich coffee cream color on your floor. Then—let your walls run riot with color. Choose a gay plaid in red, white and blue by Imperial or perhaps rosy red apples with green leaves on a white background by Strahan. Either paper spells cheerful contrast to the Rippletwist rug by Quaker Maid.



Decorative decorum for a conservative bedroom. A luxurious small rug of pale gray cotton nap has a deep edging in a chain pattern of deep blue and rose by Cabin Craft. The papers too keep the feeling of rich dignity, either the tiny medallions on a prim blue background by Strahan or the delicate pink and white candy stripe paper also by Strahan.

Make your room an arbor with lovely large green leaves on a white background in Imperial's "Palm and Elephant Ear" paper. Or, if you are more cautious, try the same colors in Strahan's green paper sprinkled with white polka dots. As a harmonious match for either of the papers, use a soft wool rug of Nanching broadloom in dawn rose by Grosfeld House.



Fresh as sea air is this lively New England color. Strike a note of provincial charm with a gay blue bell stripe paper from United, its color singing bright, or with an allover pattern in country hues, bits of red, white and sharp green on a slate ground by Strahan. The rug by Karagheusian is a broadloom with a sculptured pattern in cocoa rose yarn.


Brazilian Modern reorients old traditions

In Brazil, modern architectural design is widely accepted, uncompromising, but still distantly related to antique Portuguese tradition

ALONE among the nations of the Americas, Brazil has accepted with official enthusiasm the strong modern architectural style exported from Europe by such polemicists as Le Corbusier. A climate in many regions hot and damp, which encouraged the perpetuation of the Portuguese architectural tradition little modified since its arrival in Brazil with the original settlers in 1520, has conditioned the design of the new buildings, tending to hold them within a continuing stream of tradition. More pictures may be seen at the "Brazil Builds" exhibition now current at New York's Museum of Modern Art.



Roofed colonnades. Stucco-covered pillars support this roof in the old Fazenda Colubandé (above) near Niteroi. In the new seaplane station at Rio de Janeiro (right), by A. C. Lima, diagonal light steel tubes support the canopy.




Private gardens. The garden of this 17th Century house at Olinda (above) is hidden from the street, whereas in the modern house (right) in Gavea by Oscar Niemeyer, pillars replace the solid first floor, and the garden emerges.



Terraces with a view, and a breeze. The veranda of the old Fazenda Garcia, near Petropolis (above), has a close affinity with the terrace (right) on the new A.B.I. building in Rio de Janeiro, designed by the brothers Roberto.





Deep in a rich jungle chiaroscuro, yet only a short walk from the center of Rio de Janeiro, Snhr. Ribeiro's picturesque house on Apothecary Square, with its stucco walls and paved courtyard, its roof of curved handmade tiles, and the old tiled fountain, is redolent of antique Brazilian tradition. The luxurious native garden grows without urging. The gardener's chief problem here is to prevent the garden area from reverting almost immediately to thickset jungle.



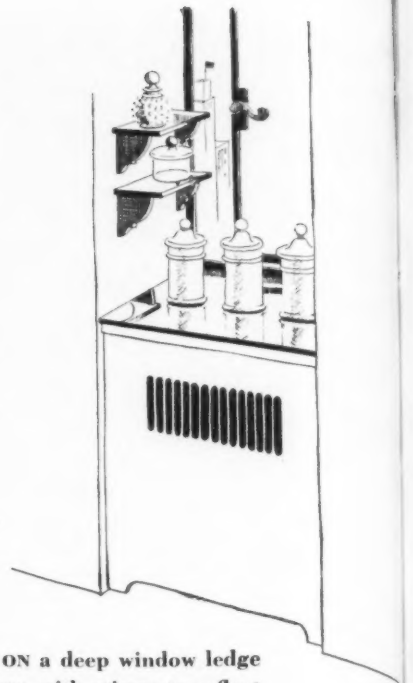
THE FRONT ENTRANCE COURTYARD

It's easy to do with Mirrors


To dramatize a room's good points or conceal its bad ones, mirror and glass have long been a favorite decorating device. And now today with a new range of sizes and shapes, in panels, tiles and shelves, already cut to decorator sizes to be had in the average department store—it can play an even more important rôle.

Use mirror to enhance a small room or brighten a dreary one, to emphasize some highspot. Count on its sleek reflections to add light and depth and color—in table tops for dining or make-up, in window ledges, in panels opposite your windows. Use glass shelves to display your bibelots or plants, for out-of-reach closet storage, for extra luxury at your tubside. Here and on the opposite page we show you how. Mirrors and glass in sizes shown here by Pittsburgh Plate Glass.

Tricks and ideas to give your house a sparkle—with mirror in new, ready-made sizes



PUT SPARKLE ON a deep window ledge in your bathroom with mirror to reflect your bottles of cologne. Tiny mirror shelves on brackets add a gay note.




FOR BRIGHT BREAKFASTS cover your dinette table with gleaming mirror, hang a dotted gingham ruffle along its edge to match chair seats and backs.




START YOUR DAY RIGHT in a setting of elegance which is surprisingly easy to achieve. A softly draped skirt and a silvery mirror top; above it a large, gold-framed mirror lighted by little lamps held in gilt wall brackets.




PRESTO CHANGO! Transform that gingerbread attic chest into an object of pride. Paint the whole thing white, edge the curlicues with a brilliant blue and top it off with a plate of clear blue mirror.



KICKPLATE of plate glass for the swinging door, and a mirror or plate glass handpush save wear, tear and scrubbing, keep your door looking new.



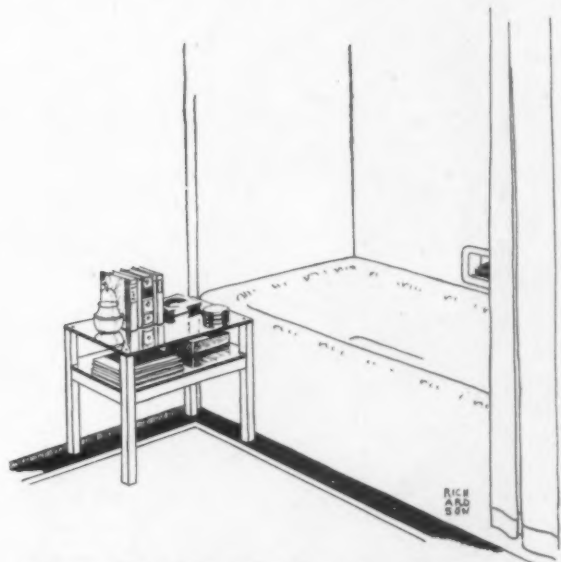
IF YOUR ROOM IS GLOOMY and gets little sun, cheer it up with mirror—so. On the wall opposite your windows, range mirror squares in the effect of a giant panel. Affix each square to wall with crystal rosette.



DOUBLE THE EFFECT of the flowerpots and protect your window ledge with mirror tiles. These come plain or colored in various sizes to fit any sill.



WISE CLOSET NOTE are these plate glass shelves with their up-from-under vision making it possible for you to locate what you want without clambering up on a chair. For double vision, put a mirror in the ceiling.



TRICK FOR A SYBARITE. This tiny mirror-topped table of bathtub height will hold ashtray, books, what you will—conveniently within reach.

PHOTOS BY STOLLER



ARCHITECTS. POMERANCE & BRIENES

Two moods in one room Sheltered seclusion and airy openness in the
Modern living room of the Pomerance home at Cos Cob, Connecticut

Everywoman's primer of home repairs

House & Garden presents an 8-page course in wiring, painting and plumbing
by Mrs. Robert C. Baker, coordinator of home repair courses for the A.W.V.S.

THE American Women's Voluntary Services have done magnificent work in training thousands of women in skills which have usually been considered the special provinces of men. Most of these skills are not particularly domestic in character, but the A.W.V.S. has wisely included certain courses which will enable women to deal effectively and easily with the common ills and complaints of the home.

Leaky faucets, plugged drains, blown-out fuses, broken lamp cords, tables that need paint, and floors that need varnish—these are the woes of the home front that can be so quickly and painlessly attended to if you only have the know-how. You don't

have to be an electrician to change a fuse, but there's a right way and a wrong way to do it.

The simple, explicit instructions on the following eight pages are as easy to follow as any recipe. They are designed to cover the major annoyances, the little jobs of maintenance and repair that keep the home running smoothly and looking well. If your handyman is away for the duration, or if he's not as handy as you wish he were, read these pages and keep them for reference when something goes wrong. They will not only rescue you from many petty inconveniences but may help you, in an emergency, to avert major damage from your home.

WIRING

What to do when the lights go out; the necessary fundamentals of simple wiring.

ELECTRICAL manufacturers have discontinued production of appliances for household use, so that they can use their machines and materials to construct war equipment. Proper maintenance of appliances and wiring consequently is more important than ever before, from the service and safety points of view. Replacements will be difficult to get; also handy men and licensed electricians are becoming scarcer and scarcer due to enlistment of manpower.

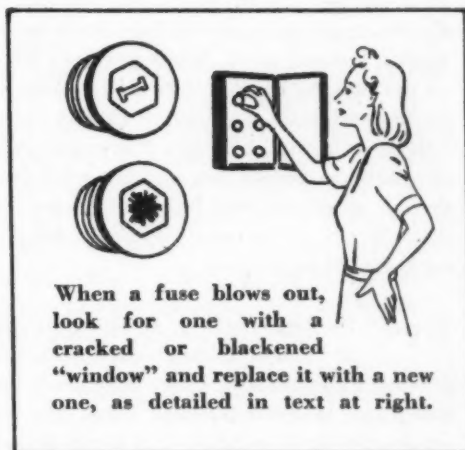
So now it's up to the housewife to acquaint herself with the small jobs in the electrical field which concern her home. In this way she can conserve existing materials and scarce manpower.

Cautions The Building Code in most cities forbids any but licensed electricians to alter or repair electrical wiring (any wiring that affects the main line of the building). Be sure to check the building code of your town or city, as any tampering with installed wiring by unlicensed persons may violate a local ordinance.

Live wires are dangerous. Avoid handling electric cords, switches, etc. with wet hands. If you are repairing a wall outlet or switch remove the fuse in that circuit.

Fuses

Construction and use The fuse is a safety valve for the electric system. It consists of a link of soft metal which melts and opens the circuit when too much current passes through the wires. The process of melting is referred to as "burning out" or "blowing out". When this occurs it is a sign that something is wrong



When a fuse blows out, look for one with a cracked or blackened "window" and replace it with a new one, as detailed in text at right.

with the electrical equipment or the manner in which it has been used.

Causes of "blowing" A "short circuit" may occur by a cord being worn to the point where its conductors come together. Something may have gone wrong with the permanent wiring of the house, or with a socket, a receptacle, or switch. The trouble may be no more serious than the following:

Overloading of circuit. This means that there are too many appliances in use on the same circuit at the same time.

If either "short circuit" or "overloading" occurs, the fuse will melt, cutting off the cur-

rent before any harm can be done. If the fuse should fail to operate, the wires in the walls may become hot enough to damage insulation and possibly cause fire. This should impress you with the important function that the fuse serves, and because of it fuses must never be tampered with in any way!

To avoid "blowing" Watch for breakdown conditions such as loose wires and faulty plugs which lead to short circuits; when they can be detected have repairs made before fuses start to blow.

Beware of overloading. Be careful to keep the load down to the safe capacity of the wires. Most circuits in homes are meant to carry no more than 1700 watts. In calculating the load of any one circuit, you must include the wattage of lamps as well as of electrical appliances in the total. All electrical appliances as well as bulbs in lights have the wattage marked on them.

How to replace Find cause of "blow", if possible, and remove it; otherwise the new fuse will blow also.

To determine which fuse has blown, look through the transparent windows of the fuses. If you see a gap in one of the fuse links or a smudge on one of the mica windows you will know that fuse is the one to be replaced.

Disconnect the lamp or appliance responsible.

Touching only the fuse, grasp it by the rim; unscrew it; screw in a new one, and close the switch. Never use pliers.

If you are timid about handling fuses you may pull the main switch, usually located near the fuse box. This will cut all electricity

Keep lamps and appliances in order

from the fuse box, but will also put out all lights and stop all electric equipment. It is best to turn off as much equipment as possible before pulling switch in order to reduce load when switch is closed again.

If you live in an apartment house and you do not have access to the service switch, your superintendent will have to be called upon to replace fuses.

Buy only fuses which carry the laboratories' inspection label; the wiring of your house depends upon reliable fuses.

About amperage The proper rating of a fuse is determined by the size of the wire to be protected. Most lighting circuits in homes are wired with No. 14 wire which should be protected with 15 ampere fuses. This applies to lighting circuits which supply both lamp and receptacle outlets. If, however, as is the case in many new homes, a special circuit has been installed to supply outlets in the kitchen, dining room and pantry, this circuit may be wired with No. 12 wire and will require a 20 ampere fuse as protection.

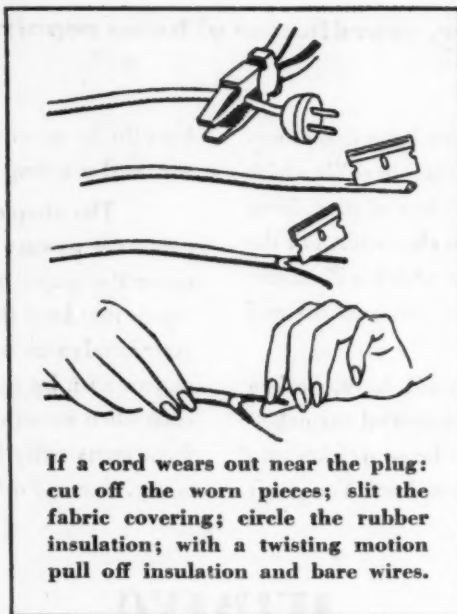

An ampere is the unit of measurement of the strength of an electrical current.

Proper amperage of fuses If a house has both No. 14 and No. 12 wires it is wise to paste a diagram in the fuse box showing which fuse should be rated 15 amperes and which one may be a 20 ampere fuse. Which fuse controls which rooms can be determined by turning off all lights in the house and unscrewing each branch circuit fuse; then replace fuses, one at a time, turn on lamps to see which respond.

If there is ever any question about amperage it is safe to use a No. 15 fuse.

Electric cords

The demands of war being what they are, copper and rubber are scarce, cords will be hard to get; therefore it is important to



keep the cords we have in good shape. All cords will wear out in time, but by avoiding unnecessary abuse, the useful life of the cord can be extended.

To stand the hard wear that is given a cord, materials used in its construction must be adequate for the job. Insulation must be of a quality and thickness that will stand the strain of service and still maintain safety against fire and shock. When you see a label on the cord stating that the cord conforms to the fire prevention standards of Underwriters' Laboratories you know that it is constructed of suitable materials. If a cord is not labeled, there is no assurance of its safety. Inspectors strongly advise the use of approved labeled cords for all appliances.

Types Use lamp cords for small appliances and lamps, asbestos-insulated cords for heating appliances, heavy duty cords for tools, and moisture-resistant cords for all equipment likely to be used in damp or wet locations such as laundries.

To insure long life Cords wear out because: the outer coverings become abraded and worn; the insulation breaks down causing short circuits; the copper strands of the wire break.

Precautions: Do not put chair or table legs on lamp cord. Locate cords where they will not be stepped on, or tripped over. The life of a cord set can be prolonged by forming the cord into a ring and laying the set flat in a drawer rather than hanging it on a hook—this is to avoid the sharp bend.

Plugs should never be removed by pulling on the cord as this may loosen the connections and break the strands. Abrasion of

the outer covering may be prevented or repaired by wrapping with tape. Friction or surgical tape will do the job.

The life of rubber-sheathed cords can be prolonged by keeping them out of the sunshine, away from heat, and free from grease. Grease in particular causes rubber to deteriorate. If a cord gets into grease, wipe it off with a soapy cloth and then rinse off the soap, being positive that the cord had been disconnected before cleaning, and absolutely dry before connecting.

If the original safety of the cord can be reestablished a cord should be repaired; however, if a cord is beyond safe repair, it should be discarded.

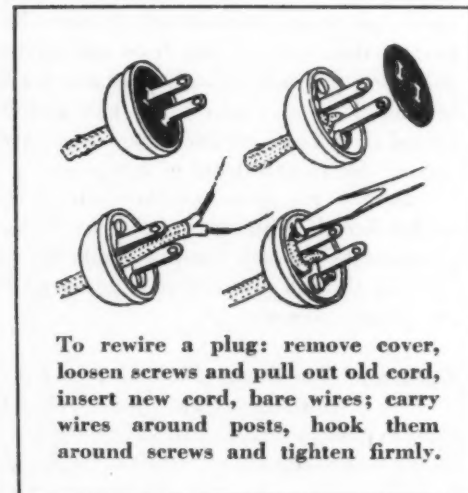
How to splice If there is a break in the wire, splicing is necessary. To splice means to unite the wires in the cord. Observe the ends of the wires of both pieces of cord. Use a sharp knife or razor blade to lay the cords open, being careful not to cut thru the wires themselves.

Bare the wires $\frac{3}{4}$ inch. Scrape to do away with possible corrosion.

Twist the wires together.

Tape over solidly with friction tape.

Cords must be disconnected from the circuit before repairs of any kind are made.



Care of electric appliances

Electric ranges Electric ranges employ two types of surface elements, the open type, and the enclosed type. In using the open, care must be taken not to allow pots to boil over permitting liquids to spill on the elements. If food does spill, turn off current at once and wipe off as much as possible. Then turn current on again, and when material is thoroughly charred blow it off or remove it with a brush. If charred matter is allowed to accumulate on or under the coils, it may cause hot spots and burn-outs.

If an open wire element "bumps up" out of its groove, have a qualified repair man adjust it because if the element touches the

bottom of a pan it is likely to burn out immediately. To prolong the life of an element, use the low heat whenever practicable. Avoid doing the major part of your cooking on one or two of the elements; use them all equally.

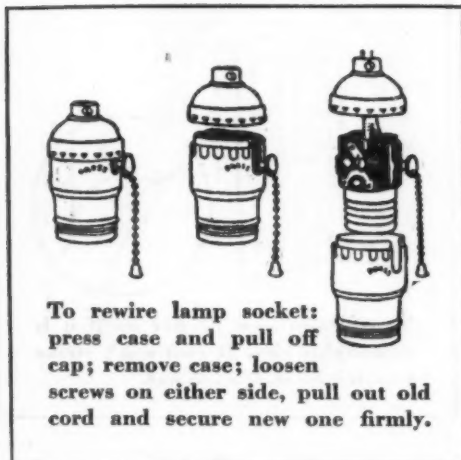
Electric toasters Reasons for burn-outs of the elements of a toaster, and things to avoid:

Dropping and careless handling may cause adjacent coils or ribbons to come in contact causing short circuit.

Use of forks to remove toast may cause fork to touch the heating element which may cause a burn-out and possibly a shock.

An accumulation of crumbs around the element may cause a burn-out. Brush the crumbs away; never immerse in water.

If the element of any electrical appliance comes in contact with the frame, the whole frame may become alive, possibly creating a fire or shock hazard.



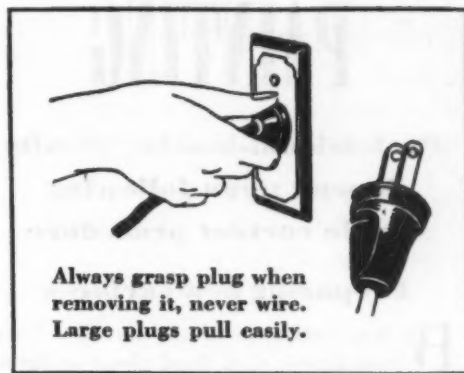
Waffle irons and grills Appliances such as waffle irons and grills have hinged joints which enclose connecting wires. Due to constant bending these wires sometimes break and require replacement. The insulation may wear off the wires, bringing the conductors together or in contact with the appliance frame. This is likely to blow out the circuit fuse.

Watch these wires from time to time and repair them before damage is done or take the appliance to your repair man.

Flatirons Fires may be caused by leaving irons connected for too long a period of time. To disconnect an iron, be sure to detach its cord either at the iron or at the receptacle. Do not depend upon wall switches to disconnect the iron because you may actually turn the iron on when you think you are turning it off.

Irons should not be connected to sockets intended to supply lamps—they are not meant to carry so great a load, and the pulling of the cord is apt to dislocate the fixture.

If the cord which fits your iron wears out at the spot where it bends, but the rest



is in good shape, shorten the cord a few inches and reconnect.

Vacuum cleaners There is trouble with your vacuum cleaner when: a spark is caused or a fuse burns out when it touches grounded metal such as a radiator, floor register or waterpipe. What may have happened is: the attachment may have worn out; the control switch may have become loosened; or some other electrical part may have made contact with the metal enclosure.

Repair should be made as soon as possible, and before trying to use.

Care should be taken not to run the cleaner so far from the outlet as to jerk the cord, as this will seriously damage it.

Follow the manufacturer's directions regarding cleaning and oiling.

Electric percolators Do not allow the heating element of a percolator to come in direct contact with water.

Some electric percolators have a fusible link located near the heating element. This link protects the device if it accidentally boils dry—the link melts and opens the electric circuit. If it has melted due to the percolator boiling dry, a new one can be purchased to replace it. If it is merely loose it can easily be tightened by twisting to right.

Things to remember

Type of current A.C. and D.C. equipment: A.C. means alternating current; D.C. means direct current.

In these two ways the electrical current of a house can be classified.

Before using any and every electrical appliance and most especially radios, determine whether or not it has been wired for A.C. or D.C. current. If it is not marked on the appliance your dealer will tell you.

Keep an extra supply of fuses of the proper rating on hand at all times for replacements. Never allow anyone to tamper with the fuses.

In attaching cords to plugs, carry each wire around its own blade before it goes to the terminal screw. This relieves strain at the point of connection.

A Watt is an electrical unit of power determined by multiplying the number of amperes by the number of volts.

An Ampere is the unit of measurement of strength of an electrical current.


Avoid all shock hazards Never handle electrical appliances when you are in the bath tub.

The general rule should be to use appliances far enough away from water faucets so that one cannot touch the faucet or pipe and the appliance at the same time. New wiring should always be designed to insure this precaution.

Static shocks which people receive when the atmosphere is very dry, as in heated buildings during the winter months, manifested when the person walks across a rug and then touches a metal object, are harmless. This little shock occurs not only when touching an electrical object under these circumstances, but even when touching a door knob or other metal which will act as a ground.




Shortage of homes in defense areas is bringing about the dividing of the "single" house into two or more apartments. This will mean that in perhaps four rooms or less, the same number of electrical appliances will be used as formerly were used in the entire house. The need for caution is evident.



**Use the right materials
for the job**

BRUSHES



**1/2" brush (sash tool),
for small trim and muntins.**



**1" flat enamel brush,
for all small furniture.**




**1 1/2"-2" flat brush,
for interior woodwork, door frames.**



**3" flat brush,
for floors, walls and exterior work.**



**3 1/2"-4" brush,
for exterior work. Professional size.**



**4"-6" brush, for
applying casein paint or Kalsomine.**

ABRASIVES

Sandpaper #2, 2 1/2, and 3—To remove sealing paint.

#1 and 1 1/2—For exterior surfaces.

1/2—On previously painted interior surfaces.

#0, 2/0, 3/0—Use between coats.

Emery cloth #1 1/2—For metal.

Steel wool #2—Used with paint remover for removing paint, particularly from surfaces hard to reach with putty knife or scraper.

THINNERS

Highly inflammable. Room should be well-ventilated to avoid accumulation of fumes.

Turpentine—For paints, varnishes, oil stains, fillers, undercoaters.

Raw linseed oil—Used in exterior paints to provide for absorption of porous wood surfaces.

PAINTING

Professional-looking results depend upon following simple correct procedure

Preparing new surfaces

BE SURE surface is clean, dry, free from dust, grease, dirt. Sand glossy surfaces to dull gloss, improve adhesion. Remove dirt by brushing or scraping if necessary. Clean off grease by washing with turpentine or, on floors and woodwork, by washing with soap and water followed by rinsing thoroughly with clear warm water. Allow sufficient time for thorough drying.

Inside and outside painting may be done at any time of the year provided the surface to be painted is thoroughly dry and the temperature no lower than 40° F.

Inside surfaces Wood. Surface must be clean and dry. Sand with #0, 2/0 sandpaper. Dust after sanding.

Plaster. New plaster should be aged from 60 to 90 days and should be completely dry before it is painted. If moisture is present, do not paint. Plaster is very porous and should be sealed before finish coats are applied. Use a reliable Primer Sealer to seal the pores and stop suction.

Wallboard. Seal over the pores with a Primer Sealer. If the wallboard is of the type that has been sealed at the factory, it is unnecessary to apply the sealer.

Linoleum and Composition Flooring. For varnish finishes, remove wax on the surface of new linoleum by washing the surface with turpentine. It may require several washings for complete removal. Then sand with #2/0 sandpaper lightly.

Outside surfaces Wood. Sap streaks and knots should be coated with shellac and allowed to dry before the first coat of paint is applied.

Cement, Concrete, Stucco and Brick. When new, these surfaces contain free lime and water. If painted, the lime reacts with the oil in the paint to form a soap. The soap being soluble in water, can be dissolved by rain, fog and dampness. This causes the paint film to lose much of its protective value.

These surfaces should be left unpainted for at least 90 days to allow for chemical changes. Be very sure that the surface is perfectly dry before painting.

Preparing old surfaces

For all practical purposes when it comes to painting over old work, a previously finished surface that is in good condition is treated similarly to a new surface that has received its first coat. So, when three coats are recom-

mended on a new surface, two are recommended to refinish a previously finished surface. Old surfaces must be in about as good condition to receive paint as new surfaces that have had one coat. All surfaces must be clean, dry and free from dust and grease. Sand glossy surfaces to dull the gloss and to improve adhesion. If this isn't done the paint will be difficult to apply and unsatisfactory in appearance.

Inside surfaces Wood or Cement Floors. Sand glossy wood floors to dull gloss and improve adhesion.

Wash floor once or twice to remove all wax. Use cloths wet with turpentine with which to give a final cleaning to the floor.

Plaster. Remove old water finishes by brushing or washing. Fill all cracks and im-



Never paint new plaster until it is thoroughly dry. If you can't strike a match on it, it's too wet.

perfections with patching plaster or putty. (These new spots should be treated as new plaster surfaces.) Be sure that surface is clean, dry and free from dust.

Wallboard. Sand glossy surface. Remove all loose and scaling paint. Be sure that the surface is clean, dry and free from dust.

Linoleum. For varnish finishes, remove traces of old wax by washing several times with turpentine, wiping off with clean rags as the washing proceeds. Apply the varnish right over the old varnish if the surface of the linoleum is clean and dry.

Outside surfaces Wood. If cracked and peeling surfaces cannot be removed by scraping or wire brush, they must be burned off and the surface painted as if it were new. Because of the danger of fire, a blow-torch should not be employed except by someone familiar with its use.

Hard glossy surfaces should be roughened with sandpaper so that the new paint will adhere.

Putty all surface imperfections after the first coat is dry. Be sure the surface is firm, smooth, dry and clean. If it has rained the day before, don't be misled into thinking it is really dry. Give it another day.



Apply paint remover successively to small areas, let set a moment, then scrape wood clean, as shown above.

Concrete, Stucco, Cement and Brick. Repair all large cracks and broken surfaces with new concrete and stucco or patching plaster. If an oil paint is to be applied, completely remove old whitewash or calcimine by scraping, brushing or washing and allow the surfaces to dry thoroughly.

Brush the old surface with a wire brush to remove any loose particles.

Touch up bare spots with a primer according to labeled directions.

Surface must be clean and dry.

Cautions for removing old finishes

The utmost caution must be taken when using paint removers. Most are highly inflammable. Many also are toxic. Follow directions carefully!

If it is necessary to remove an old finish, brush paint and varnish remover on an area of about a square foot. Let it soften the old finish; then remove old finish with a putty knife. #2 steel wool is very helpful here. Several coats of remover may be necessary before an old finish is removed. Wash surface thoroughly with turpentine and wipe dry with a clean cloth. Unless surface is washed thoroughly free from wax, finish coats will not dry. Sand smooth, then wipe with a rag dampened with turpentine.



Good brushes are scarce. Care for your brushes by suspending them in oil, or, if the job is done, washing them thoroughly in soap and water and wrapping in heavy paper.

How to thin paints

When paints are too thick to spread smoothly and evenly, add one of the thinners as the case requires.

Add thinner slowly and in small quantities at a time to prevent paint becoming too thin.

Stir with a clean wooden stick constantly while adding the thinner.

How to apply paint

Enamel Sand the surface thoroughly with #0 sandpaper. Apply one coat enamel undercoat. Let dry. Sand with #2/0 sandpaper. Apply one or more coats of enamel, sanding between coats.

If old finish is cracked and requires removing, use paint remover. Then proceed as with new wood. If old finish is in good repaintable condition, and the new finish is similar in color to the former finish, sand with #1/2-#0 sandpaper. Apply one coat of enamel.

If the new finish is much lighter than the previous finish, one coat of enamel may not hide the old finish, therefore sand with #1/2 sandpaper and apply one coat enamel undercoat. Let dry.

Sand with #2/0 sandpaper and apply one coat enamel.

For directions on how to apply casein paint, turn to page 64.

Stain and Close Grain Wood (maple, pine, varnish gum, fir, cedar, beech, poplar, sycamore). Sand wood thoroughly, with the grain. Finish sanding with fine sandpaper (2/0, 3/0).

Apply stain according to instructions on the package. Let dry.

Sand lightly with #3/0 sandpaper.

Apply wash coat of shellac.

Sand very lightly with #3/0 sandpaper.

Apply one or more coats of selected varnish.

Open Grain Wood (chestnut, oak, walnut, mahogany, ash, cherry, birch, elm).

If a smooth finish is desired, use a wood filler per label directions.

Sand wood—with the grain.

Apply stain.

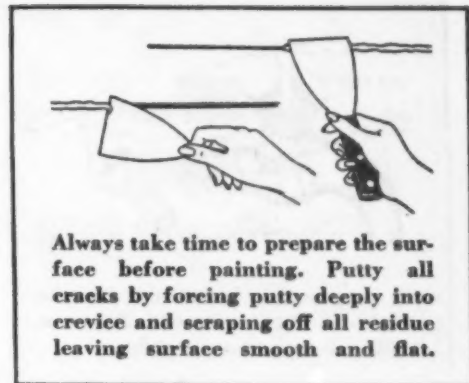
Let dry over-night.

Apply one or more coats of varnish as desired.

How to care for and store brushes

The best brush bristles for the majority of brushes are Chinese or Russian hog bristles which are now difficult to obtain. Less satisfactory brushes of horse hair and other substitutes are now being supplied.

Therefore if you have a good brush, take care of it. Don't allow paint, varnish, etc., to dry and harden on the bristles.



Always take time to prepare the surface before painting. Putty all cracks by forcing putty deeply into crevice and scraping off all residue leaving surface smooth and flat.

Shellac Clean thoroughly with alcohol, brushes then with a brush cleaner, and wrap in paper.

Water type Clean thoroughly in water; brushes hang brush up to dry.

Enamel, varnish, Clean in turpentine. If paint brushes you are planning to continue with your

painting within the next few days, place the brush in raw linseed oil, thinned slightly with turpentine.

Suspend brush—do not allow bristles to rest on bottom of can.

When ready to use again, wipe off the oil and rinse in turpentine.

If your project is completed, clean the brush with turpentine; then with a commercial brush cleaner. The cleaner will saponify the paint oils enabling you to wash out all the paint particles in water. Wrap the brushes in paper to retain the original shape of the bristles.

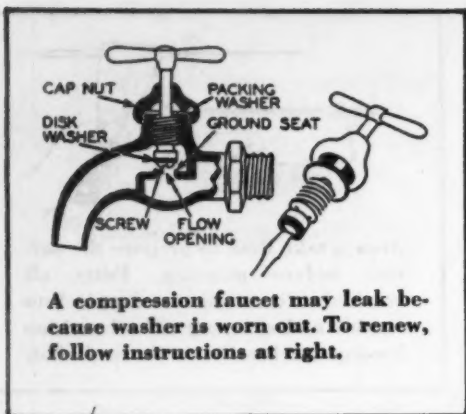


To prepare a hardwood table for varnishing: first sand with the grain.

Next, apply a filler with a knife or cloth. Work against the grain.

Finally, apply varnish, with the grain, rubbing down between coats.

PLUMBING



A compression faucet may leak because washer is worn out. To renew, follow instructions at right.

THE plumbing system of a house is divided into three separate parts; the supply system which conveys hot and cold water to the various fixtures, the drainage system which carries away all waste and used water, and the vent system which insures a constant flow of fresh, clean air through the drainage system. Troubles arise in the first two only.

You need not worry about the vent system, because you will never see it; it never requires attention, and has no function other than that of conveying fresh air.

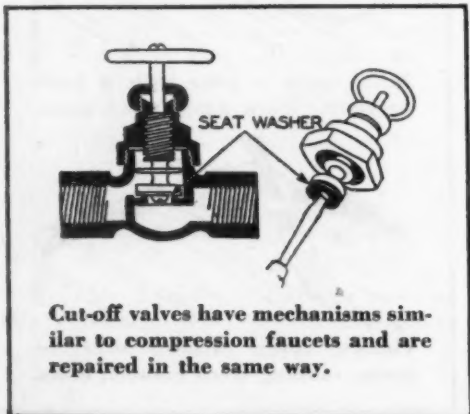
The supply system is subject to deterioration, leaks, faulty washers and other trouble, chiefly in direct proportion to the quality of pipe that was used when the plumbing was installed.

The drainage system is subject to trouble principally from stoppages, and occasionally from leaks which occur at the valves.

The average adult is perfectly capable of managing the small defects in either the supply or drainage systems, and the following suggestions are made to cover them.

Faucets

The most common repair that any homeowner must make has to do with leaking faucets. The faucet most frequently in need of repair is the hot water faucet in the kitchen. The reasons for this faucet being the most troublesome are that hot water is harder on washers than cold water and that kitchen faucets get much more use than the other faucets in the house. Three kinds of faucets are in common use; these three types of faucets in order of

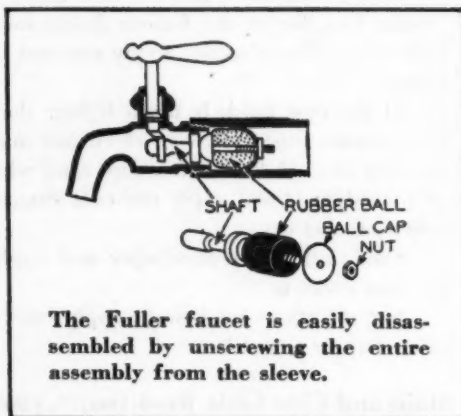


Cut-off valves have mechanisms similar to compression faucets and are repaired in the same way.

Dripping faucets are easy, but a burst pipe needs instant attention

their importance are: Compression, Fuller and Ground-Key; each is easy to fix.

Compression faucets This is the only one that opens and closes by means of screw threads. In closing, the screw threads force a "washer" down upon a metal "seat," and the failure of the washer or the seat to close the opening completely is what causes the leak. The leak may



The Fuller faucet is easily disassembled by unscrewing the entire assembly from the sleeve.

be only a drop of water now and then, or may be a constant trickle.

Usually a washer is worn out when a leak manifests itself. In this case a new washer will be necessary. In order to replace a washer:

a. Turn off the water at the "cut-off" valve. You will find the cut-off valve right below the sink or the lavatory. If the valve is not under the sink, it will be in the basement on the pipe that feeds the faucet in question. Occasionally, the only valve will be found where the main pipe enters the house.

b. Remove cap nut of the faucet with a monkey wrench.

c. The whole inside mechanism of the faucet may now lift out, or you may have to unscrew it by turning the handle.

d. If after the whole mechanism has come out, you see a kind of sleeve which is made of brass, then unscrew it from the screw threads of the handle shaft.

e. Look at the bottom of the shaft below the coarse screw threads. You will find a round brass screwhead and the washer. The washer may be white, red or black, but it is likely, in any case, to be made of a composition which looks like rubber or leather.

f. With your screwdriver, remove the brass screw. If the washer sticks or is wedged in place, merely use the point of a knife blade and pry it out. Be sure when purchasing new

washers to get the right size and weight. Your plumbing supply house will advise you correctly. Bring them the old washer for size. Keep a box of washers in mixed sizes on hand.

g. Having replaced the washer, screw the valve shaft back into the faucet, tighten the cap nut, close the faucet, and turn on the water. This treatment should stop the leak but even if the faucet still leaks a little, don't worry, for actually it takes a little time and use for the new washer to "wear in".

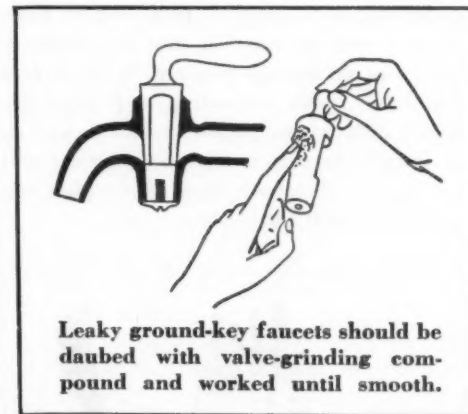
If a compression faucet leaks around the top just below the handle, the packing just within the cap nut needs tightening or replacing. In order to examine the packing and fix temporarily until a plumber advises you:

a. Turn off the water as before, at the cut-off valve.

b. Remove the handle from the shaft, and unscrew the cap nut. The washer or perhaps several, or sometimes packing of some other description will be found around the shaft. This is what must be replaced.

c. To make a temporary packing, take soft string, smear with graphite or ordinary grease. Then wrap the shaft with this greased string. Sufficient quantity of this string should be used to assure that the cap nut when screwed down will be pressed against the shaft and the inside of the cap nut, as well as down upon the section of the faucet over which the cap nut screws. Next step: call a plumber.

Fuller faucets Fuller faucets are no longer on the market; however if you have one and it leaks, it has to be fixed—unless you replace it with a



Leaky ground-key faucets should be daubed with valve-grinding compound and worked until smooth.

compression faucet. You can tell a Fuller faucet by opening and closing it. If, when it is shut off, the lever of the handle points forward; if it opens either to the right or left; if it is wide open when the handle points backward, it is a Fuller.

In order to repair a Fuller faucet:

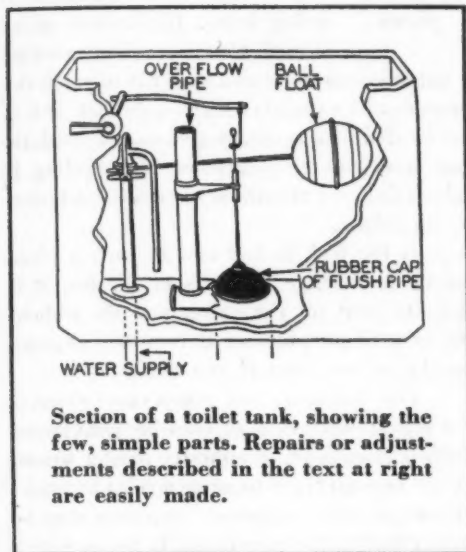
a. Shut off the water at the cut-off valve.

b. Take off the leaking faucet.

c. With the faucet in your hand you will see a bulbous composition or rubber washer at its back end, and this washer will be held in place by a nut or screw and probably a metal cap.

d. Unscrew the screw or the nut, and pull off the washer. You will probably see that it is worn or rubbed off where it comes in contact with the metal of the faucet when closed.

e. Although you will have a hard time obtaining this type of washer, there are still



a few, though very few, around. When you find one, put it in place of the old one.

f. With the handle of the faucet in a closed position, screw up the nut or the screw until the new washer is pressed snugly in place.

If the faucet leaks around the stem, you will probably have to buy a new faucet, since these parts are off the market.

Ground-key faucets

The Ground-key faucet is even more rare than the Fuller faucet. You will recognize a Ground-key faucet because the handle is a part of the shaft and the water is closed when the handle is forward or backward—open wide when the handle is to the right or left.

In order to repair a Ground-key faucet:

a. Shut off the water at the cut-off valve.

b. Below the faucet you will find a large screw head. Unscrew with a monkey wrench.

c. With the screw or nut taken off, the handle and the shaft can be taken out. You will see that this shaft is tapered and has a slot cut through it. Both the tapered surface and the space into which it fits should be perfectly smooth—if they are not, the faucet is bound to leak.

d. Buy a package of valve grinding compound (emery dust mixed with oil). Cover the surface of the conical shaft with this, insert it in the faucet, turn the handle back and forth while you bear down on it. Renew the valve grinding compound several times, and examine the surfaces. When you think that they are really smooth, wipe them off carefully and reassemble the faucet.

e. Fasten the bottom screw rather tightly but not so tightly that it will make the handle

hard to turn. If the surfaces are badly scarred or pitted, they are beyond the stage of grinding and the faucet must be replaced.

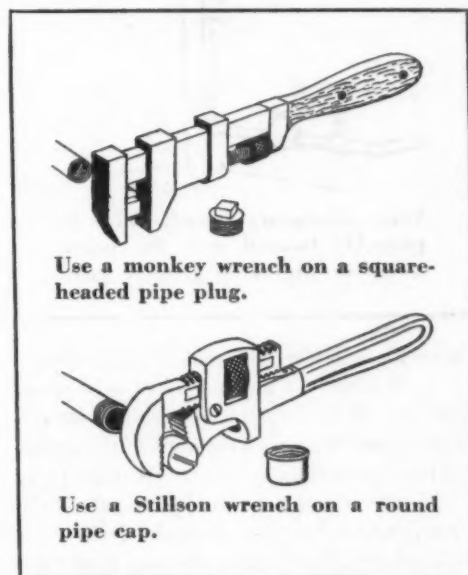
Sinks and Toilets

The leaks which spring under bowls occur at the valve. Any valves that are on your water supply system are likely to be compression valves and may be repaired according to the directions given for compression faucets in the foregoing text.

In order to repair the valves by which water enters and leaves the flush tanks of toilets, use the following procedure.

Inlet valve If the tank or box fills readily but reaches a level high enough to permit the water to flow into the top of the large "waste pipe" and from there to the toilet bowl, causing a constant gurgle, the inlet mechanism is at fault.

The spherical float that is mounted at the end of a rod and remains at the surface of the water is supposed, as the water level rises, gradually to close the valve that permits the water to pass. If the float itself develops a leak it will not be buoyant enough to close



the valve. This condition can be remedied very simply. Purchase a new float. Unscrew the old one from the end of the rod. Screw on the new one.

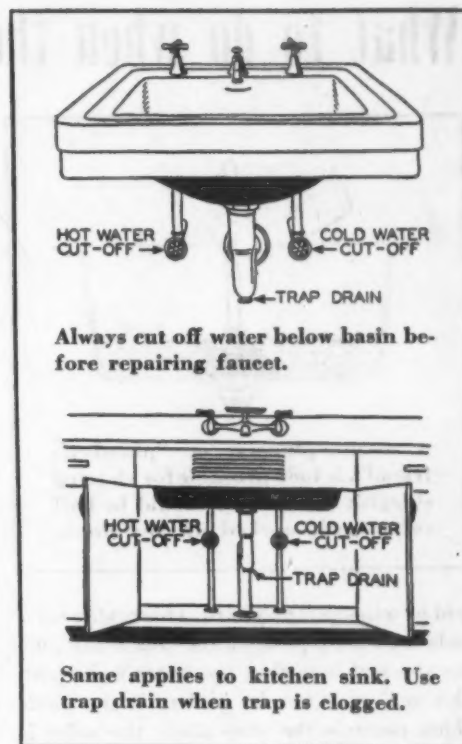
If the rod to which the float is attached allows the float to rise too high, bend the rod down a little.

If the rod, on the other hand, closes down before enough water has filled the box, bend the rod up.

If the fault is in the valve:

a. Shut off the water, then flush the tank to clear it of water.

b. Find the valve by tracing along the rod and lever that are attached to the float. When the float drops the lever allows the valve to open, admitting water to the tank.



c. Remove the levers leading to the valve by unscrewing the screws that hold them. Now you can remove the float and its attached rod and levers.

d. Lift the valve out and examine the washer at the lower end of the valve.

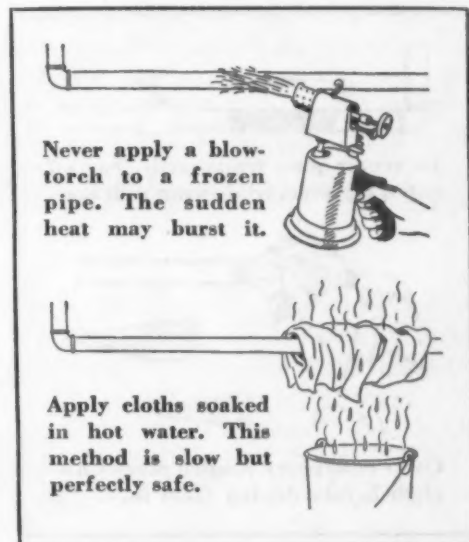
e. Unscrew the screw that holds it and remove the washer. Examine the seat on which the valve presses. Be sure it is smooth.

f. Put on new washer; reassemble parts, and turn the water on.

The level to which the water should rise in the box is determined by the flushing effect of the toilet. The least amount of water that will do the job well is the correct amount.

Outlet valve

The outlet valve of the toilet is a simple affair but requires careful adjustment. (Look at the drawing of the toilet box.) You will find the flush pipe. Above the flush pipe is a rubber cap or valve,



What to do when the plumbing fails



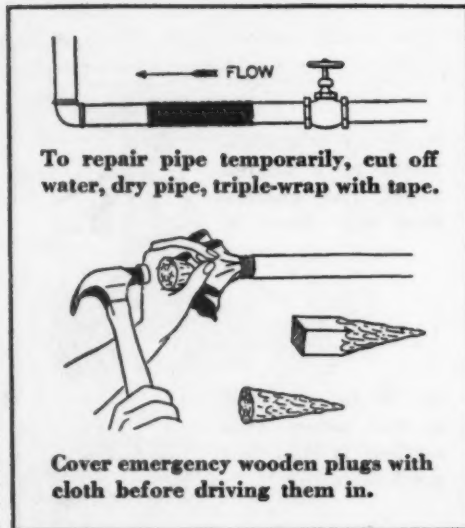
A suction-plunger, or "plumber's friend", is indispensable for clearing sluggish drains. Bell should be half submerged, worked up and down.

held by wires going upward. This rubber valve seals the flush pipe when the tank is full; unless the seal is perfect the water leaks past. This seal may not be perfect if the guide which controls the wire above the valve is slightly out of line, causing the rubber valve to fall just off the end of the pipe. To correct this, adjust the guide. Often the valve itself wears rough at the point of contact with the pipe. If this is the case a new float valve is required, as the old one is beyond repair.

Sluggish drains

From time to time drains leading from sinks, lavatories, bathtubs, washstands, etc. become sluggish—the water does not go down quickly or may not go down at all.

Every plumbing fixture has in its drain a trap that keeps the pipe sealed after the water has gone down, to keep out any unpleasant odors that may arise from the sewage. All the traps work well until they are clogged. Always have on hand, a household "must", a can of a commercial flushing chemical and a plunger of the type shown in the illustration above.




To repair pipe temporarily, cut off water, dry pipe, triple-wrap with tape.

Cover emergency wooden plugs with cloth before driving them in.

Kitchen sink The most troublesome drain will be that in the kitchen sink, due of course to the grease and other food refuse that is constantly going down the drain. When you see the first signs of clogging, use a part of your commercial flushing chemical. Always follow the directions on the can. If the clogging persists after several applications from the can, it is time to use the plunger as follows:

a. Fill the sink with enough water to cover the force cup of the plunger when it is placed over the drain.

b. Grasp the handle of the plunger tightly. Press it down and up in the drain—the more strength exerted the better. Do this until the obstruction has loosened up. Then in order to cut the last amount of grease, use a generous amount of the commercial



Your emergency cut-off valve is probably located near the water meter or the radio ground wire.

chemical, following the maker's directions.

c. A clean-out auger may also be used. With this it is a matter of fishing out the clogging materials with the hook of the auger, and then using the chemical to clear the pipe.

d. Sometimes a large object such as silverware which has gone down the drain clogs the workings. In this case the trap under the sink must be unscrewed and cleaned out.

Lavatory These drains are offenders from clogging due to soap, hair, etc. Because of the small size of this drain, there is no plunger to fit. The canned chemical and a wire prober will relieve an acute condition. If the condition persists after several applications of the chemical and after perseverance with the prober, it is time to ask the assistance of a plumber.

Toilet Toilet drains become stuffed up due to paper and other solids that have been carelessly put in. Do not use a chemical preparation in the toilet—it will do very little good and in some instances may be harmful. Fill the bowl with water, NOT BY FLUSH-

ING; rather, pour the water in. This will sometimes force the solids down sufficiently. If not, your plunger is the next remedy—this usually works; a "clean-out" auger with the plunger should do a really effective job.

Leaking pipes It is not uncommon for pipes to spring leaks. If the leak is so located that a pail or another container can be placed under it to catch the water until a plumber arrives, do that. If it is so located that a container cannot be used, tie an absorbent cloth around it. Toweling is about the most absorbent material that householders have.

If the leak is bad and in such a place as to do damage to floors or plaster, it is best to shut off the valve, and do without water until the plumber arrives—the expense might be too great if you don't.

The following are temporary menders for pipes: putty, cement, chewing-gum bound with friction tape, or adhesive plaster wound round enough times to make a solid bandage. Although these temporary measures may be very effective, be sure to get in touch with a plumber as soon as possible, for such mending is by no means permanent.

Care of Fixtures

Cleaning For stains and discolorations, use a non-scratching powder. For stains that will not come off with this powder, ask your druggist for a chemical preparation that is prepared for this purpose. Sometimes hydrogen peroxide, applied with a cloth, will do the trick.

Replating When faucets get that grim look which the meticulous housewife does not like, they can be replated. Your plumber will advise you where this can be done. Perhaps he will even lend you a faucet while yours is being worked on. The water must be shut off from the time you start to take off your faucet until it is back on and ready for use.

Cracks When a porcelain tub cracks, it cannot be repaired; a new one is necessary but may be hard to find today.

If the tub is made of another material it can be repaired with iron cement. Be sure the surfaces are absolutely clean before using the cement. Also be sure to follow the directions which accompany the cement.

If you discover a crack in a drain pipe, it can be repaired, temporarily at least, by probing open the crack and inserting iron cement between the two pieces.

The water main

The most important thing to know about the plumbing system (Cont'd on page 92)



Useful objects under \$10

The Museum of Modern Art's fifth annual exhibition of Useful Objects Under \$10 was devoted to those made of non-priority materials such as glass, pottery, wood, and to objects made specially for the Services. Left to right, top: Chemex coffee-maker; plastic scraper, Celanese Celluloid Corp.; fiber jar cover, F. N. Burt; flame-proof double-boiler, Joaquin Potteries; Corning glass bowls; all on folding oak veneer

table designed by Dan Cooper, Drexel; Landsdale sock-stretchers; bicycle basket, America House; Heisey cocktail shaker.

Middle: Pottery mug, Rowantrees Kiln; French, German, Italian pocket dictionaries, David McKay; clothesline and pins, folding hanger (for WAACS) at dime store; pitcher and vase, Blenko Glass; Libbey glass salt dish.

Bottom: Pottery plates, bowl, Rowantrees Kiln; Mary Rodney mat; clogs, Reese Wooden Sole Co.; Seneca glass punch cup; Cambridge glass jam jar.

Britain at war preserves her ancient crafts

Beauty of design and fine workmanship are apparent in these careful reproductions and adaptations by modern artists



Old time craft design and technique is followed so closely in this chair and spinning wheel that they are practically contemporary antiques. The chair with its hand-turned spindle back and rush seat recalls early New England in its staunch simplicity.

The crude but sturdy basket, a replica of a cockle-gatherer's, is made of oak splinters and rests on a hand-woven rag and cotton rug.

Simple beauty and restraint mark this country dining room. A rush matting covers the floor; the draperies are hand-printed linen, red on cream, over organdy glass curtains in navy blue and white.

On the table are woven mats of natural cotton and raffia, harmonizing with shallow brown porcelain bowls and beer mugs, ladder-back chairs have rush seats with pads of hand-printed blue cotton.

Cornish pitchers, red clay, brown glaze, fired in a 200-year-old kiln, and modern English slipware stand on the sycamore dresser which is backed with the same blue fabric as the seat pads.



IN the firm resolve that native handicrafts should not be lost completely in the needs of war, British artists and designers are weaving, designing, turning potters' wheels in the time-honored way. Individual artists are keeping alive the skills of basketry and glass blowing; are reviving interest in stone pottery and hand-forging.

The British Council exhibited this season at the Metropolitan Museum some of the work of these artists; representative pieces are shown on these pages. This exhibit, in contrast to the display from the Museum of Modern Art shown on the preceding page, emphasizes the beauty of tradition and hand work, whereas the other stresses the inherent beauty to be found in utilitarian, machine-made objects.

There is naïve wood and metal work from country districts which duplicates exactly traditional techniques such as a cockle-gatherer's basket woven of oak splinters from Sussex; while modern expressions in pottery, metal and glass, like the brown glazed beer mugs executed with modern simplicity by Wedgwood, follow old formulas but are invigorated by new ideas in form and design.



Traditional in formula, far left, is this glassware, modern in shape. The beer mug is engraved with hop and barley design, figures on the plates are sand-blasted, goblets have hand-cut fluted stems.

Sprightly color, left, adds charm to this shapely jug, the plate with season design, and the mug, which incidentally commemorates the first firing in Wedgwood's new works at Barlaston in 1940.



Revival of interest, far left, in salt-glazed stoneware is evidenced in the jaunty cockerel and occasional pieces designed to recapture the humor and charm of this 17th Century pottery.

Chaucerian whimsy, left, in these gay balls by Wedgwood, formerly used in the 13th Century game of Carpet Bowls. The cage houses a wooden lion; the nursery panel has appliquéd animal figures.

Modern slipware, shown at right, is an adaptation of medieval household pottery, in rich dark brown and tawny yellow. "Slip" is the potter's term for liquid clay poured on to form the design.



Ingenious metal work, far right, in the round cigarette box with silver and ebony fish on top, and the oval box with wartime design. The sliding match covers are engraved with coronation emblems.

Silver inlay, right, dessert knives and forks with matching salt and pepper grinder, salt and pepper shakers and mustard pot are masterpieces of artistry. The mat is black and natural raffia.



Reminiscent, far right, of our own Pennsylvania Dutch are these hand-painted tin utensils with bright stylized flower designs. Herein an idea for adding a spot of vivid color to your own kitchen shelves.

Of Time and

**Nine pages of short-cuts to wartime entertaining,
planned with one eye on the clock
and one on the point-rationing system**

TIME is at the top of the priority list today; nobody has enough. A close second is space, now that smaller living quarters are the rule. Nevertheless the desire to see friends and be hospitable persists in spite of the servant shortage and the point-rationing system. Herewith, then, nine pages of suggestions on how to save time, entertain in less space, and stay known as a gourmet within your ration allotment.

On the next two pages you will find various ways to make your life as a hostess in cramped quarters easier. There's the large, folding tray cart for buffet meals, the little individual folding table; the big folding table top which fits snugly on a bridge table (see sketch below) and gives elbow room for more formal living-room dining.

If you have recently become your own handmaiden here are some tips. Use a tray to cut table-setting-trips; or get a set of four triangular trays to fit on a bridge table for diningroom-less dining. When you clear the table, don't stack until you've scraped and rinsed, it cuts dishwashing time in half, keeps the kitchen uncluttered. Give kitchen buffet parties. Set out your best china, silver and glass on the counter top and let your willing guests help themselves straight from the stove.



TABLE SETTING STEP-SAVER


Four decorators' theories on wartime entertaining and the tables they have planned are on pages 50 to 54. Each is built around a time-saving device—the main-dish meal. If you practice a few specialties until you can do them in your sleep, you can swing even a fairly large dinner party alone with a flip of the wrist. At right and opposite, menus and recipes for the four tables on pages 51 and 54. While you may have to save up a little ahead of time on certain items you'll see that the point rationing system has been considered here. Turn to page 72 for servants' uniforms and K-P clothes for yourself; to page 76 for list of stores which will carry the merchandise illustrated on the following seven pages.



KITCHEN BUFFETS ARE FUN



FOLDING TOP FOR BRIDGE TABLE



TRIANGULAR TRAYS THAT DOVETAIL

SOUP FOR SUPPER

- *Clam Chowder or Oyster Stew
- Tossed Green Salad
- Pilot Toast
- E. & K. Catawba
- Wisconsin Port de Salut
- Coffee

FIT for the gods and easy for the cook is Sunday night supper with the main dish a hot and hearty soup. The ones we suggest use unrationed shellfish. With a green salad, a sound wine and one of the fine American cheeses the only thing left for a guest to desire is coffee. You can serve it if you'll drink a substitute for breakfast once or twice a week.

*Clam Chowder

- 1 quart quahaugs
- 2" square fat salt pork
- 2 cups diced potatoes
- 1 cup diced carrots
- 1 quart milk
- 1 pint cream
- 1 onion
- Salt and pepper

Pick over clams, drain off liquor and save. Put clams through meat grinder using coarsest blade. Cut salt pork into small cubes and fry until crisp and golden brown. Add finely chopped onion and cook till light brown. Add potatoes, carrots and liquor drained from clams. Add water to cover if necessary. Put lid on frying pan and simmer until potatoes are soft. Add milk and cream, bring to a boil, add seasoning, and coarsely ground clams. Cook for 3 minutes and serve. Serves 8. Turn to page 77 for instructions on making Oyster Stew.

The Table

PRIORITY CASSEROLE

***Salmagundi or Baked Kidneys**
Sliced Tomatoes, Chopped
Chives, thin Russian Dressing
Drop Biscuits
Beaulieu Pinot Noir
Fruit Compote, Cup Cakes

INSTEAD of bemoaning that vanishing American—steak—make the acquaintance of some of the so-called “sundries”, liver, kidneys, brains and so on. Cooked in a casserole which comes to the table, enlivened with a dash of wine or a pinch of herbs, these offer gastronomic delights and are on the unlimited list.

With your casserole, serve a simple salad, a good American wine, and a light dessert which is quick and easy to prepare.

*Salmagundi

6 strips lean bacon
1½ cups sliced okra
1½ cups sliced mushrooms
1½ cups chopped celery
1 chopped green pepper
1 chopped onion
3 green apples, diced
1½ pounds veal or lamb livers
¾ tsp. salt
¼ tsp. pepper
2½ cups bouillon
½ cup sherry

Cut bacon in short lengths and fry until crisp. Add apples, liver cut in cubes, vegetables, seasonings and bouillon and bring to a boil. Turn into greased casserole, cover and bake in slow oven about 2 hours. Add sherry just before serving. Serves 8. Turn to page 77 for directions for Baked Kidneys.

SALAD STRETCHERS

***Chef's Salad or Rice Salad**
Hot Corn Bread
Hot Tea
Blueberry Betty
Hard Sauce

SALAD as a main dish needs something to give it body. Stretch your salad and use your left-over meat or vegetables as we suggest here. Men might find it a little slim, but women will love it. Before lunch serve an American sherry like Hartley's (Shewan-Jones).

*Chef's Salad

Large head of lettuce
Bunch of watercress, radishes
Strips of boiled chicken,
baked ham
3 hard boiled eggs

Wash lettuce and watercress and dry thoroughly. Break lettuce into sections, place on bottom of salad bowl. Add strips of chicken, ham, quartered hard boiled eggs, radishes in thin slices or cut into roses as garnish. Put watercress in center. Just before serving, add French dressing and toss thoroughly. Serves 6. Turn to page 77 for Rice Salad recipe.

Wine Vinegar French Dressing

1½ cups salad oil
¼ cup lemon juice
¼ cup wine vinegar
¾ tsp. black pepper
1½ tps. salt
1½ tps. sugar
A few grains of cayenne

Put all ingredients in a mason jar, shake thoroughly and chill.

ALL OUT DESSERT

Broiled Chicken
Puréed Spinach Brown Rice
Cranberry and Orange Relish
Hot Rolls
Great Western Champagne
***Rum Omelet**
or Liqueur Soufflé

IF your meat ration and your imagination have both failed you at once, so that you have fallen back on that old but delicious standby, broiled chicken, give it a fillip by serving brown rice and an easily made relish.

When it comes to dessert, however, go all out. We'll hope that you've still got eggs in the larder for with them you can make either a flaming rum omelet or a featherlight soufflé. Don't let the idea of a soufflé intimidate you or your cook. If you follow directions faithfully and make your guests, not the soufflé, wait, all will be well.

*Rum Omelet

8 eggs
¼ tsp. salt
4 tbsps. butter or margerine
3 tps. sugar
6 tbsps. rum

Beat eggs until yolks and whites are well mixed; add salt, sugar and 2 tbsps. rum. Heat butter or margerine in frying pan until moderately hot. Turn fire to low heat and turn egg mixture into pan. As it cooks lift edges and allow uncooked mixture to flow in. When bottom is browned, fold over, slip on to hot platter. Pour 4 tbsps. rum around it, sprinkle with powdered sugar, ignite rum and serve. Serves 8. Turn to page 77 for directions for Liqueur Soufflé.

*THESE DISHES AS 1-COURSE MEALS ARE ILLUSTRATED ON PAGES 51-54

Table tricks that save




High tea before the early show is another two-in-one trick. Gather around the table, provide hearty fare à la British. Flowered service is Minton's "York" bone china, Ovington's. With it, R. Wallace & Sons' "Georgian Colonial" sterling. Sunny yellow linen tea cloth, Grande Maison de Blanc, Guernsey jug, Saks 5th Ave. Antique tray, Attman-Weiss. Folding table, Lord & Taylor.

← **Two-in-one meals** save time and energy, so combine Sunday breakfast and lunch. Everyone likes to sleep late once a week anyhow.

Cheerful as a robin is this table set with Westmoreland's milk glass scalloped breakfast dishes, from individual 10-piece sets, at Saks 5th Ave.; fruit-filled dolphin bowl, high and low hat cigarette holder and ashtray, Reits Glassware; hen dish salt cellars, Dennison's; their crystal "Early American" hobnail tumblers, Stern's. With them Dinkelspiel's "Lazy Daisy" cloth and napkins, Abraham & Straus. Sterling is Reed & Barton's "Fragrance". Copper lustre coffee service, G. Fox, Hartford. Chairs, Heywood-Wakefield.



← **Meals on wheels are a boon** to the leg-weary hostess who does her own work. For a buffet luncheon: American Limoges "Bermuda Triumph" plates, Stern's; Lunt's "Modern Victorian" sterling; Heisey's plump little jug and tumblers, Altman's. Napkins, McCutcheon. Bleached wood cart, wood accessories, Carole Stupell. Pottery casserole, dish, Country Exchange in Town, B'klyn.



All-in-one tray service. Entire luncheon comes in at one time on this large bleached oak tray, Carole Stupell. "Bouquet" patterned china, Pickard, at Black, Starr & Gorham; Lunt's "William and Mary" sterling; U. S. Glass Swedish optic tumbler, Plummer. Linen is by Fallani & Cohn at McCutcheon. Individual salad bowl, Hammacher's. Acorn salt and pepper, Bitter & Loud.




Save time and space

White magic if you have no dining room. → Set up a bridge table in your living room and put Macy's large folding table top on it. Deck it with your best. Both table and top can be whisked out of sight after dinner.

For a formal setting: Royal Doulton bone china in "Clovelly" pattern, Plummers; Gorham's sterling candelabra, salt and pepper shakers, "Old Colony" flatware; Imperial's "Twist" pattern water and wine goblets, Macy. For background, Liddell's rayon damask cloth and napkins, Carson Pirie Scott, Chicago. As cigarette holder and centerpiece, Kensington's bent glass plate, Altman. Mahogany chairs, Kittinger.



MULLER-KING



← **Hot hors d'oeuvres with cocktails** in the living room eliminate a first course. Serve them on Georg Jensen's folding coffee table, from Haviland's "Crimson Cambridge" plates, Ovington's. The forks are Gorham's "English Gadroon" sterling; the shaker and glasses by Steuben; the white linen napkins by Grande Maison de Blanc. Antique silver hot dish, Verdi; black tôle tray, Altman.

For an after-theater tidbit save yourself work by serving a rarebit which your husband can cook while you relax. Spread your table with Quaker's "Mandarin Rosette" cloth, Macy's. For color, Castleton's "Manor" plates; for highballs or beer, Heisey's tall glasses; both Altman's. Wallace's "Sir Christopher" sterling flatware. Antique trays, chafing dish and spoon. Attman-Weiss.



← **Formality in miniature** on a small folding mahogany table from the Bar Mart; everyone who lives in cramped quarters should own a bevy. Set one for each dinner guest. On a white organdy and linen mat with matching napkin from Albert George are Lambertson's "Linda Lee" china, Altman's. Reed & Barton's "Francis I" sterling; Cambridge's glasses, ashtray, salt and pepper, all Stern's.



Tables by and for busy people

Four well-known decorators give their theories on wartime entertaining and plan table settings

NANCY MCCLELLAND



T. H. ROBSJOHN-GIBBINGS

VIRGINIA CONNER



JAMES AMSTER

IN harmony with food rationing and busy days, two-course meals built around one hearty main dish are both sensible and smart. The tables on the following pages show you what variations can be played on this theme. Below, the decorators who planned these tables tell you what they believe wartime entertaining should be like.

Nancy McClelland on Sunday suppers:

“If there’s one dish for which I wish
More frequent than the rest
If there’s a food on which I brood
When starving or depressed”

that one dish (with apologies to A. P. Herbert) is my suggestion for Sunday night suppers—a good hot oyster stew. Things seem to go by ‘ones’ at the moment. A household is apt to have one maid Sunday night, or none. Since guests, however, come in larger quantities, nearly every hostess today has cut her menus to one main dish with salad, a simple dessert and a precious cup of coffee—a meal fit for anyone.”

T. H. Robsjohn-Gibbings on food and conversation: “From now on we are going to eat less food. Have you ever thought what a blessing this is? Everyone has experienced the average dinner party at which the guests finally stagger from the table like gorged boa-constrictors, and sit throughout the rest of the evening with glazed eyes, their conversation dulled by digestive lethargy. Such experiences make us hope that the rationing of food is here to stay forever.

“We have emptied our larders and we are going to empty them still more, realizing with satisfaction that the food which is disappearing from our tables is going to feed the fighting men of the United Nations. Your ration books are a one-way ticket to Victory as well as better conversation.”

Virginia Conner on the art of fooling your stomach: “Today we must base our menus on available foods, cooked perfectly and served so attractively that we create the illusion that we are denying ourselves nothing. We all want to take rationing like soldiers, but there is no denying that one feels a little ‘undercome’ on looking a butterless baked potato in the eye. If you can’t take the baked potato without butter, why take the baked potato? Choose something more appealing instead.

“Make your tables as interesting and varied as possible. If you can’t get flowers, use your main dish with a flourish of greenery around it as a centerpiece. Wonderful things, too, can be done with fruit, rubbed vegetables or odd china ornaments. Don’t let anyone take your table settings and menus for granted. Entertaining today is a challenge, a case not of getting along without but of persuading yourself nothing is missing.”

James Amster on how not to entertain in wartime: “Don’t try to create a war atmosphere—the conversation will undoubtedly do it for you. Don’t try to achieve it by decorations. Uniforms make these look silly. Don’t affect a false simplicity. If you have lots of attractive objects, use them. If they charmed you and your friends in normal times they still will, and it would be silly to affect a simplicity that becomes neither you nor your house. Concentrate rather on serving well-cooked food no matter how simple and on getting congenial people together to enjoy it.”



Tradition keyed to today



NANCY McCLELLAND brings to decorating a strong feeling for the traditional and great discrimination in selecting treasures from the past to enrich the present. Here she has arranged a table of restrained formality for Sunday night supper, with a tureen of hearty soup as its main dish.

Restrained yet richly colorful is the Lenox "Essex Red" china with gold and red scrolled border, Ovington. With it, Sharpe's "Oval and Prism" goblets, Wanamaker "Heiress" pattern in Heirloom sterling. Detail at left. As a background, Léron's écriu linen and drawnwork cloth and napkins.

George III silver tureen, with tray and ladle; silver salt and pepper shakers; George II silver candlesticks; Sheraton table and side chairs; all from Stair & Co. Yellow daisy centerpiece, Judith's Garden.



NYHOLM

Modern-emphasis on texture



T. H. ROBSJOHN-GIBBINGS, exponent of Modern, is a believer in simplicity. His rooms are distinguished by a feeling of space and restfulness; he achieves the same effect when he does a table setting. Here, in a room he decorated, is the table he has planned for a meal built around one superlative main dish—a salmagundi, for example.

The plates, banded in blue, are Syracuse's "Edmonton", Macy. Sterling ashtrays and "Fiddle Thread" flatware (detail at left), Frank W. Smith. Duncan & Miller's graceful goblets, wine glasses, Plummer.

A huge old chopping bowl, mounted on claw feet, holds glossy magnolia leaves; bunches of violets in little baskets stand at each place. Violets, by Ariston Dated Flowers; baskets from Leipzig & Lippe. The earthenware casserole and spiral wood salt and pepper shakers, Carole Stupell. Cigarette box, James Robinson. Linen mats, napkins, Coulson.

VIRGINIA CONNER's approach to decorating is warmly personal. While she is known for her Modern work she does not hesitate to use some traditional touches as evidenced in this setting which she planned for a luncheon table—the main dish a hearty chef's salad which becomes centerpiece and food in one.

On a checkerboard patterned table which she designed, she uses Copeland's Grosvenor china in "Carnalea", a green and gold leaf motif. Libbey's Waterford goblets and crystal salt cellars are at Georg Jensen. The sterling is Alvin's "Chased Romantique" pattern. Detail at right.

A wooden salad bowl holds servers with Lucite handles and is flanked by wooden pineapple pepper grinders, all from Carole Stupell. Touches of white in place mats, milk glass cigarette holders and handsome bird figurines add a dramatic note. The room setting is at Grosfeld House.



Modern-drama with pattern

RAWLINGS



BYNCLM



JAMES AMSTER's style of decorating is thoroughly original, versatile, romantic, witty, unexpected. He mixes periods with a sure hand and achieves such happy results as this table set to do honor to a delectable dessert, the *clou* of an entire dinner, which might be a flaming rum omelet.

In subtle harmony are Wedgwood's off-white "Edmé" plates, at Rich & Fischer, the gleaming, gold-colored Dirilyte flatware (from a 32-piece set), even the topaz champagne in Fostoria's "Sceptre" glasses and the sentimental posies in the matching fingerbowls, B. Altman. See detail, right.

Here, sharing a romantic mood, are an antique Wedgwood fruit dish, a tall brass candlestick, a Victorian gilt ashtray, old French chairs, an eagle candy dish and Mosse's modern, ivory rayon damask cloth, napkins.

Light hand with tradition



This year's Victory Gardens

More than ever, now that food shortages and rationing are with us,
is gardening a vital part of the war effort

VICTORY Gardening has ceased being a lark. The housewife who goes to the store for a head of lettuce or a bunch of celery or some melons will realize that the Government meant business when it told us to grow more of our own food.

This is how leaders in the Department state our patriotic duty: everyone who has a fertile plot of land that receives direct sunlight at least half the day should grow his own vegetables and fruits. He should raise enough to supply daily table needs and sufficient surplus to can, preserve or store.

Beginners may find this bewildering. Say they have no land—where and how will they get it? How much land will they need for growing the necessary supplies? If they have never gardened before, who is going to show them how? And what kind of vegetables shall they grow? What can they “put up”—and how much will be needed?

Land. Last year many communities appointed a committee to survey the idle and suitable land and arrange for its use as community gardens. In other districts neighbors banded together and borrowed land. This year the O.C.D., which worked on the problem successfully last year in several states, is undertaking the problem of land for the landless. Following its national setup, it will work on the block system, with block leaders in each neighborhood. Whichever way is adopted—a community committee, family groups or the O.C.D., land can and will be found.

How much land? The answer to this question depends on the kinds of vegetables grown. This we will reach later. In general, it is estimated that a plot 30' x 50' will be sufficient for a family of four. If you can command 50' x 100', then you will be able to raise a greater variety.

Instruction. For those who never grew vegetables and fruits before, instruction can be sought from knowing neighbors—every town has some member or members of a garden club or a man or woman only too glad to show beginners how to plant and cultivate their Victory Gardens.

When there are community gardens, certain citizens are appointed to give supervision. The O.C.D. will naturally enroll among its block leaders those capable of giving gardening instruction. Also, quantities of printed instructions are available.

What kinds to grow? The purpose of growing vegetables and fruits, apart from the necessity caused by the war, is to supplement the eggs, milk, meat, fish and bread of our diets. Certain vegetables come under the head of protective foods. They supply essential vitamins and minerals, without which even a well-filled body will be under-nourished. The essential green vegetables are lettuce, kale, cabbage, spinach, turnip and beet tops, snapbeans; the essential yellow ones are carrots, squash, tomatoes.

These, mind you, are the basic essentials. What about peas, corn, potatoes, cucumbers, celery, melons and a lot of

other vegetables and fruits we are accustomed to enjoying? By all means raise these if you have space enough. There will be marked shortages of them in the markets these coming seasons, as there will be in some of the basic foods.

How much surplus? Above the day-to-day family consumption, if the family wishes to be self-sufficient over Winter and until the fresh Spring crops come in again, it is estimated that for each member of the family 125 quarts or their equivalent should be saved. This includes both vegetables and fruits. The equivalent of 125 quarts “put up” would be those that are stored fresh, dried or brined. Thus, half your string beans can be processed in glass jars and the other half laid down in salted water. Some carrots can be in jars and some kept in damp sand in the cellar. Tomatoes may be whole or in juice. Apples may be stored or dried.


To these five questions can be added some others: Who is going to plow the land and get it in condition for sowing? What fertilizers should be used and where can they be found? Where can labor be had to help out the work? Will your crops be safe in a community garden?

Many towns and cities last year arranged for the plowing and harrowing of the land. This will be a basic problem for the O.C.D. to solve. Fertilizers are necessary to speed the growth of crops and maintain health in the soil. While there will be a shortage of these, the Government will see that those who are seriously working their Victory Gardens will have an adequate supply. A special formula has been prepared.

Problem of labor. All of us face it, gardeners as well as merchants and manufacturers. We shall have to get along with what we can find, but the best “finds” should be those who help each other. Not all garden work is heavy. The men among your neighbors should be willing, if only out of a sense of neighborliness, to lend a hand with it. Then, too, not until you have tried it, will you realize how much hard garden work you can do. Ease into it gradually, doing more each day; by Autumn you'll surprise yourself.

During the past year many community gardens faced the problem of vandalism and theft. Chicago met it with stiff fines. Other cities and towns may be forced to adopt the same method. Would that human nature were such that it could realize how serious these offenses are. Perhaps we need a course in plain everyday honesty.

Scarcely a household in the land but has its representatives in the services, either fighting or making arms. Our mere survival at home, our daily feeding of the body with protective foods to ward off disease and maintain health may seem a selfish purpose. Far from it. What Victory gardeners grow and save leaves so much more for the men and women in the services, so much more for the people who face starvation. Heaven knows, here is reason enough for making our Victory Garden a nationwide success this year. RICHARDSON WRIGHT



AN annual garden with a simple plan (shown at the left) designed to fit any size plot. It is planted almost entirely with flowers that bloom the first year from seed with the exception of the iris and lilies, which occupy one end of the yellow beds, and the climbing roses covering the stone wall at one side. The other side has a flagged terrace shaded by grapevines. A detail of this terrace is shown at the right.

A garden that almost takes care of itself

How two young weekend gardeners planned a flower garden they could care for in their spare time

THREE years ago a young New York couple bought a farm in Connecticut. A real farm, not just a remodeled farmhouse in the country. But the house did need remodeling and the land did need care so that the first two years were devoted to getting the essential work done with the aid of a local handyman, and the flower garden was put off until time to make it should be available.

Like all weekend gardeners, these two had dreamed of the ideal flower garden which, once started, would practically take care of itself. Last year this developed from a dream into a necessity, for it was either that or no flowers. The handyman was busy with war work and there wasn't anyone else to be found who could take over all his duties. On top of that they themselves were doing more; they had added a Victory garden to the farm and had gone in for Red Cross and other wartime work. It began to look as if they just couldn't swing a flower garden too.

A carefully thought-out plan

But they didn't give up so easily. They knew in advance that they could only devote weekends to the work, and not even all of their weekends since the rest of the farm demanded attention too. So they sat down and worked out a plan which resulted in the garden shown opposite. They began with an overgrown weed lot. Early in the Spring, after covering it with rotted manure, they turned it over and worked the soil, beginning in the center area which was to be lawn so as to give it an early start. After seed was sown here they started working the side areas, devoting special care to a section of each which they planned to use as seed beds.

Annuals were chosen for this garden because they require so little care once they are started. Then, too, they bloom all Summer long, so that the garden is colorful at all times.

All the seeds were sown in the open. There they grew, in rows, until they were large enough to be transplanted. Almost every annual can be started this way, and the two gardeners found that those sown in the open, although started later than those sown indoors or in a coldframe, always catch up to or outstrip the others.

Four-part color scheme

Each bed was to hold a different color except the mixed bed where all colors rioted happily together. The blue bed had as a border a solid mass of petunias in different shades of blue. They were planted very close together which tended to keep weeds from growing. An occasional weeding kept these pests under control throughout the Summer. This same practice was followed in setting out all the plants.

Along with the petunias went larkspur, cornflowers, verbenas, lupins, flax, scabiosa, stock, statice, forget-me-nots, salpiglossis and dwarf phlox. Under the apple tree where there was partial shade were pansies and violas.

In the yellow bed calendulas, marigolds, orange and yellow cosmos, African daisies, large and small zinnias were used. The border was made up of pansies and California poppies. (Continued on page 89)



TERRACE WITH FIRPLACE BORDERING ONE SIDE

he
ed
ear
es,
the
de.
pe-
ht.

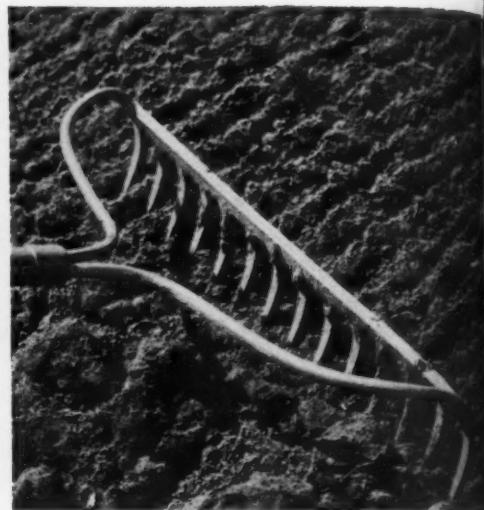
How to plant vegetable seeds for




1 TO SPADE THE GARDEN, drive spading fork or spade straight down with weight of the body on the foot for motivating force. Always sink tool used to full depth. Manure which has been spread over the garden previous to spading should be worked into the soil. If you are trenching, the manure should be spread on the bottom of each trench so it will be beneath soil and roots will grow down.



2 RAKE THE SOIL after digging. It is easier if you first go over the soil lightly and break up all clods. Don't attempt to do a finished job in this operation for the main purpose is to put the soil in condition for the final working. If the soil is damp when it is spaded it is better to give it a chance to dry out before working as it will break up more easily instead of adhering.



3 PULVERIZE THE SOIL WITH THE RAKE after all clods have been broken up. This is one of the most important steps in making a garden, for if small seeds are expected to grow the soil must be pulverized so they can push through the ground easily. Take a small area and work it well. All heavy clods of earth or stone should be raked to one side and carried off later.



7 TO MAKE A NARROW TRENCH for small seeds like lettuce, carrots, radishes and any other seeds that require shallow planting, use the hoe handle and draw it through the soil. Of course hold it against the string as a guide. Consult your seed package to be sure of the proper depth to make the drill for these seeds. Here again, it is important that soil be well pulverized.




8 WHEN PLANTING LARGER SEEDS such as peas and beans, take a few in the hand and drop them one at a time into the furrow. Space them the proper distance which can be found on the seed packet. It's best to take a little care in spacing the seeds as it means that less thinning will be necessary and it will save seed. Plant each lima bean seed separately, taking care to place the eye down.



9 TO PLANT SMALL SEEDS, tear one corner off the seed packet; then, holding the packet between the thumb and third finger, tip it gently over the row. Pass it slowly along the furrow, tapping it lightly with the second finger to make the seeds fall out. Drop the seeds thinly to lessen the task of thinning out later. Cover seeds to the depth indicated.


Tools for your Victory Garden



4 LEVEL OFF THE GROUND after you have finished pulverizing the soil. Your rake, you will find, is a versatile tool and can be used to push and pull the soil about to fill in holes or low spots. You will find the back of the rake works best for this job. Try for as level a surface as possible. If the ground is not level water will stand in low spots and rot seeds.



5 MAKE ALL ROWS STRAIGHT. The surest sign of a good gardener is the appearance of his garden and one thing which counts is straight rows. To keep rows straight, mark off each with a strong string stretched tightly between stakes at each end of the row. After one row has been marked measure the distance for the next row with a yardstick so distance between rows will be accurate.



6 TO MAKE A TRENCH for large seeds such as peas or beans, pull a corner of the hoe through the soil to the depth indicated on the package. Hold the hoe against the string as a guide. If the soil has been properly worked you will find this the easiest way to make a clean drill for seeds. Be sure the trench is the same depth for the entire length of the row so seeds will germinate evenly.



10 COVER THE FURROW by filling in the soil from the side of the row with the hoe. Be sure the soil used to cover is fine and don't cover too deep. No chemical fertilizer should be used when the seeds are planted. This will force an unnatural growth and cause weak plants. The time to work chemical foods into the soil is after plants have become established.



11 PACK DOWN THE SOIL over the seeds after they have been covered. You can press the soil down with the back of the hoe, or a board placed over the row and pressed down will do the job. Packing in this manner excludes all air pockets which will cause poor germination. It also prevents the seeds being washed away in case a heavy rain falls before they have had time to take root.



12 WATER THE ROWS AFTER PLANTING to hasten germination. It is not necessary to make this watering a thorough soaking. The sprinkling can will suffice. The seeds will germinate quicker and grow better if the ground is moist but this is not always possible in a large vegetable garden. Of course, as soon as the plants are large enough, you will want to take out all the weeds.

PHOTOS BY FERRY MORSE



Grand Duchesse Charlotte



Mandalay



Vera Allen



Cynthia Brooke



Mary Margaret McBride



Heart's Desire



Douglas MacArthur



Pearl Harbor

NEW ROSES

Newcomers for 1943 that have passed the rigid requirements of test gardens

See text on page 84

Choose your fruit

A careful selection of the best varieties chosen by an expert
for the home garden in every section of the country

By GEORGE L. SLATE

THE pleasure and satisfaction to be had from the home fruit garden is dependent chiefly on the kinds and varieties of fruit that are produced. The chief advantage of growing one's own fruit is in having tree-ripened fruit of choice varieties not readily available on the market. Those whose knowledge of fruit is limited to the poor quality stuff, attractive though it may appear, that is generally found in the markets, have no idea of the delicious flavor that may be found in a tree-ripened Halehaven peach, a Gage plum, or Fairfax strawberries fresh off the plants. These and many other taste thrills are not to be bought in stores, but may be had with the exercise of some judgment in selecting suitable varieties.

Varieties should be chosen with an eye to their period of ripening and the use that is to be made of them. If one vacations regularly at the same time each year, varieties ripening at that period should be avoided. The planter should make his own selection based on reliable lists and should not delegate this important matter wholly to the seller of the plants, or rely on catalogue descriptions of material with which he is not familiar. If the varieties desired are not available from one source, others should be tried or inquiry made at the state college or Farm Bureau.

The strawberry by reason of high quality, usefulness in the kitchen and ease of culture in all sections of the United States is first choice of all fruits for the home garden. Fairfax, very sweet and highly flavored, is one of the best for the northern states. Equally good in quality, but less productive in the northern tier of states is Dorsett. For heavy production of unusually large, good quality berries, Catskill is first choice with Howard 17 (Premier) a good second in many sections. Both are as reliable as any varieties now being grown. Culver is the best variety for preserving. South of Virginia, Southland and Blakemore are good varieties, the former being much superior in dessert quality, while the latter is best for preserving. Blakemore is recommended for southern California and Marshall for northern California, Oregon and Washington. In the two latter states Narcissa and Coryallis are excellent varieties.

Rockhill (Wayzata) is one of the best everbearing varieties and is of excellent quality. Gem and Mastodon are often grown, but lack high quality.

RASPBERRIES are happiest in the relatively cool moist climate of the states north of the Ohio River Valley, but may be grown at high elevations farther south. Where they thrive, raspberries rank next to strawberries in general usefulness in the home garden. Taylor is the best high quality variety, north of Washington, D. C. Ten days earlier are June and Indian Summer. The latter variety is also autumn-fruiting. Newburgh is another good red variety for the northern states. Latham will do well farther south and west than the other varieties, but is inferior to them in quality. South of Washington, D. C.,

Ranere (St. Regis) is a possibility and in the far south Van Fleet, a hybrid of Cuthbert and an Asiatic bramble species, is satisfactory. Cuthbert is standard in the Pacific Northwest.

Black raspberries are esteemed for their rich flavor and are excellent for jam. Bristol is the best variety, but Cumberland and New Logan are other good sorts. Black raspberries should not be grown near any of the red raspberries mentioned here except Newburgh and Indian Summer as they may become infected with a virus disease which may be carried by red raspberries. They should not be planted in soils which have grown tomatoes, peppers, eggplants and potatoes until three years have elapsed, as these crops may infest the soil with a wilt disease which is destructive to brambles.

Purple raspberries are hybrids between the black and red raspberries and the hybrid vigor of such a combination is evident in rampant growth of the plants and tremendous crops. Sodus, Marion and Potomac are all good sorts, the first named being the best. They are mostly used for canning and jam.

DEAD ripe blackberries of a good variety possess an unbeatable flavor that can never be purchased on the market. Eldorado is best for the northern states, but south of Washington, D. C., Brainerd, McDonald, Lawton and Dallas may be planted. In this same region the youngberry and boysenberry, two highly flavored berries of the type of the loganberry, may be planted instead of raspberries. They bear heavy crops and require a trellis for support.

Currants and gooseberries are neglected fruits, but both make a superior jelly and gooseberries are excellent for jam. Green gooseberry sauce and pie are old-fashioned dishes worthy of revival. Red Lake is the best red currant but Perfection, Fay and Wilder are good. The best red gooseberry is Poorman and the best green variety Downing. They are tolerant of shade and may be used along the north side of a fence, or building, or among grapevines and trees of the stone fruits if well fertilized.


In acid soil regions the high-bush blueberry is one of the best fruits for the home fruit garden and the plants are of considerable ornamental value with their glossy foliage which assumes brilliant red coloring in autumn. June, Stanley and Jersey, ripening in that order, will provide berries for six weeks. New, fine and well worth trying are Pemberton, Burlington, Atlantic and Dixi.

Grapes are the amateur's pride and joy and more pleasure may be had from a collection of grape varieties than from any other fruit. Many new varieties have been introduced in recent years and from them may be chosen several that ripen unusually early and some that ripen late and possess unusual keeping quality.

Van Buren, an early new blue variety, ripens fully a month earlier than Concord, (Continued on page 81)

March Gardener's Calendar

In Middle West, Middle Atlantic, Central, N. Central and New Eng. states: Spring is close at hand

 All dormant spraying should be completed by the end of this month. This spray, if put on after the weather moderates, will burn the shrubs. Pruning, too, should be completed this month. On shrubs that will bloom in early Spring, remove only the dead wood. Heavy pruning of these should be left until after they bloom.

Nothing adds so much to the garden as a well kept lawn. As soon as it is possible, repairs should be started, seed sown in bare spots and the lawn rolled.

The weather alone determines how soon the Winter mulch can be removed. Be sure the weather intends to stay mild before these coverings are taken off. It is good to remove them gradually to harden the plants.


As soon as the frost is out of the ground work the soil for Victory gardens. It should be dug to a depth of 18", pulverized well and all stones and rubbish removed.

Put the hotbed in shape. Change the soil, using a mixture of equal parts good loam, leaf mold, sand and peat moss. If the hotbed isn't electrically heated you will have to rely on manure to supply the necessary heat as cables and wiring equipment are needed for more important jobs.

If your seed order hasn't already gone off, don't delay any longer. There will be seed enough to go around, but if you wait until the last minute you may not be able to get that particular variety of green bean which you like and which does well in your section. You will be able to get green beans but they'll be another variety. The same is true of flower seeds, especially the newer things where seed supply is limited.

Continue to bring indoors branches of Spring flowering shrubs for forcing. You'll find that they'll come into blossom a lot quicker than earlier cut branches.

In South Atlantic states: azaleas and camellias are in bloom

 Before planting azaleas remove the burlap and examine the roots. If any are folded under, straighten them out. Soak the whole root ball in water for a half hour. A good soil mixture for planting is equal parts wet peat moss, sharp sand and good loam. Add 1/2 cup of aluminum sulphate for each bushel of this mixture. Make the hole large enough so that this soil will be under and surround the roots. After planting, mulch with wet peat moss or pine needles. Dust aluminum sulphate over the ground every two months.


Camellias and azaleas should be pruned immediately after they have flowered if the bush is in need of shaping. Do not cut at any other time except to remove dead or broken wood. The best time to fertilize these plants is also right after blooming.

Roses should be pruned promptly. Remove all dead and weak wood and cut the tops back at least one third. After pruning the soil should be worked and the plants fed with a good plant food. Rotted cow manure is also excellent to work in the soil.

Annual plants can be set out if all danger of frost is passed.

Peas can be sown in the Victory garden. This will give them an early start so they will mature before hot weather sets in, which will quickly dry them out.

In the Great Lakes section: it's time to start vegetable plants


 For Victory gardens sow indoors or in greenhouse seeds of cabbage, tomato, cauliflower, pepper and eggplant. Starting now you should have strong plants ready for the time they can be set out in the garden.

Seeds of annuals that are slow-growing should also be started early. Ageratum, double petunias, stock, seed dahlias and salpiglossis are a few which benefit from this early start. Zinnias, calendulas and the like will do just as well sown in the open as soon as the weather will permit.

The dormant spraying of fruit trees should be done before the buds begin to swell. Plan a regular spraying schedule.

Mulches about shrubbery should be dug in if frost is well out of the ground.

In California: roses are almost ready to bloom and annuals can be set out


 Tuberos rooted begonias should be started from seed this month. Put 2" of gravel in a shallow pan, then about 1" of a mixture of one-third peat moss and two-thirds leafmold. Next sift a fine layer of same mixture. Soak pan from below and then sow seed. Cover with glass and keep at a temperature not below 65° at night. Transplant when 3 leaves form, later as needed. Should bloom in 6 months.

Spray roses against thrips and aphids which damage the young buds. A regular spraying schedule is the only way to keep these pests under control. Plant food should be worked into the soil.

Petunias and other slow-growing annuals can be started in flats now. Zinnias and other plants that grow rapidly from seed should not be started until latter part of the month.

Clivias grow most satisfactorily under trees where plenty of light filters through.

In South Central states: start repair work on lawn and plant bulbs

 Bare patches on the lawn can be repaired at this time. Scratch up the surface soil and sow the seed. It is a good idea to mix peat moss with the seed. Bermuda grass is a good type to buy, and be sure you purchase good seed. Poor seed is never a worthwhile saving.


Cutting from old roses, crapemyrtle and poinsettias can be made at this time. Take cuttings from mature wood—they should be about 10" for best results. Plant out in good soil leaving 1" above the ground.

The hemerocallis and iris beds should be cleaned up. Remove all old foliage. Be sure to carry this off to be burnt to prevent any disease or insects spreading. Work the soil lightly and incorporate a plant food.

Feed trees now. The best procedure is to punch holes in the ground beneath the tree extending out as far as the furthest branch; put plant food into these. If you can't get a chemical food use pulverized manure. After applying the food fill the holes with soil and water the ground until soaked thoroughly.

Put tuberose bulbs into the ground. They should start to bloom in June. The single Mexican everblooming variety is good for the South. They are not too particular as to soil but do require a spot in full sun.

In the Northwest: divide perennials and put the border in shape

 Fall flowering perennials should be ready for dividing now. Lift the clumps carefully, cut them apart with a sharp knife and replant the divisions as quickly as possible. Hardy asters and chrysanthemums should be taken apart to make single stems. Replant only the outside shoots, discarding the center or core of the plant. New perennials can go into the ground at this time. Try some of the novelties offered by nurserymen for the first time.

The soil in the perennial border should be worked and a generous feeding of food given. Be careful not to break off the new shoots just coming through the ground.

Remove any Winter protection from the rose bed the end of this month. Prune the bushes back to 8" above the ground and remove all dead and weak wood. As protection against rose stem borers, paint each cut stem with tree paint. Work manure into soil.

Go over all flowering cherry and peach trees for signs of infestation of gumosis. Best control is to cut out all infected parts.

GIUSTI

IN A CHANGING WORLD, how grateful we are for those things that stay the same...the *finer* things of life... good taste, good breeding, good ways of life...Anything which remains the same and still retains the favor of people of taste and breeding must possess an innate *worthiness*.


For over one hundred and eighteen years the secret formula of Angostura Bitters has remained unchanged.

ANGOSTURA
Dr. Siegert's
BITTERS
A TONIC APPETIZER
"GOOD FOR THE STOMACH"



☆ BUY WAR BONDS
☆ BUY WAR STAMPS


"You can't buy things for me any more," says your kitchen.



"Now it's my turn," says your living room.



You can still make your living room beautiful



with a Bigelow Beauvais rug
(Made in U. S. A.)



Charming designs, lovely colors

Yes, wool is scarce and Bigelow is busy on war work. But some Bigelow looms are still making beautiful rugs and carpets. Any Bigelow rug you get, be it Beauvais or any other grade, will bring to your home new life and new color.

Care for your rugs

Now you can dry clean your rugs at home with Powder-ene. No liquid. No soap. No suds. It's easy, economical, and absolutely safe. For FREE booklet on rug care write Bigelow Weavers, Dept. 33G, 140 Madison Ave., New York City. Copr. 1943, Bigelow-Sanford Carpet Co., Inc.



Makers of fine rugs and carpets since 1825

FIRST...BUY A WAR BOND

PAINTING IS EASY

Casein, the new wonder-working paint, is fun to apply yourself, says Charles G. Christie

Now that labor is scarce, water, a good wide brush, a can of casein paint, and some elbow grease open the doorway to a rainbow assortment of soft colors for your rooms. Redecoration with this type of product is almost as easy as changing draperies and slip covers. This one-coat finish that dries in a couple of hours brings charm, restfulness and variety to those rooms in which you will spend much of your spare time until the war is won.

You are being patriotic, too, in revitalizing your rooms with casein in preference to ordinary paint. It is composed of none of the very essential materials of war production. Besides, saving money is a duty to your nation nowadays. You are saving when you buy this inexpensive material and saving the cost of labor when you apply it yourself, which is easy to do.

First steps

Preparing and applying casein is simple and pleasant. Take two quart bottles of lukewarm water and a pail. Into the pail empty a gallon of casein paste. Gradually mix in the first bottle of water and most of the second, thinning it until it is like ready-mixed paint. Depending on the brand of casein, the quantity of water will vary. The surface that is to be painted will also affect it.

The less of the last pint of water you add means, naturally, the greater hiding power of the paint. When applying these water paints, use a wide brush to secure uniform results and to give you less labor. Note that in no time at all the slight odor of this coating will disappear from the room. Contrast this to the smell that permeated every room in the house when you gave the cellar stairs a coat of paint!

For color styling try changing the walls in your warm kitchen to blue or green and see how much cooler you feel when you are working there. That cold bedroom will seem incredibly warmer in a rose or peach tone if the room is dark and you wish to get maximum light value. Blue and its combinations are cold colors; red and yellow variations give impressions of warmth.

The leading casein manufacturers gladly furnish color charts and suggestions of color treatment to you free of charge. You may add a further decorative note by using a wallpaper border around the walls where they meet the ceiling or lower down if the room is extremely high. In many cases a border around the windows adds sparkle if no draperies are used.

A word of caution

Because this finish can be used over almost any type of surface except wood, you will find it a practical finish for wallboard in attic rooms. Although casein may be used over wallpaper if the surface is firm, removing the paper is best because any water product has a tendency to lift the paper at the seams. Also casein over wallpaper makes redecoration problematic. Re-

moval of casein coated wallpaper is difficult, and is usually done by steaming. The steam will loosen the paper, but at the same time will soften the casein. Then the moisture running down the walls will carry the coating over the woodwork and to the floor. Therefore, painting on bare plaster is most successful, as future painting or papering over this type of surface can be done without difficulty.

Dingy walls

Have you dingy closet walls? One coat of white or colored casein makes them like new. White casein will not turn yellow in darkness as will some white paints. If there should be any kalsomine on the surface, take care to wash off all of it with plain water, as casein will peel when applied over an insecure water coating such as kalsomine.

Perhaps you are creating a basement playroom. A single coat of casein applied to concrete or brick cellar walls magically changes them to something beautiful. Those cold gray walls become soft and cozy. Moisture is usually the threat to a satisfactory cellar wall coating. Casein paint skirts this problem very neatly in that it is porous. Dampness that causes blistering and peeling of ordinary paints will come right through such a surface without the least effect. This is a perfect one-coat finish to clean up the appearance of your basement. It allows excellent light reflection for your work bench or game table, and lends atmosphere to an otherwise drab section of your house at a very low cost.

Colorful ceilings

Ceilings can be made beautiful with casein paints. Try colored ceilings to contrast pleasantly with your walls, and you will enjoy the change from constant white. A blue ceiling or one in some other positive color will appear lower than a white one. You will find this helpful in modernizing old fashioned high ceilinged rooms. One coat does it too! Should yours have dust and lath streaks, a coat will quickly cover them.

If the surface has kalsomine on it, be sure to wash it clean; or scrape it clean if it is too thick to wash easily. This is most easily accomplished by using a scraper designed for the purpose, which you can obtain at your paint store. Soak the surface first to soften the kalsomine. In case of bare plaster or painted ceilings a good brushing is all that is usually necessary before you begin to paint. A surface containing grease, however, must be washed. Caseined ceilings are quickly done, really serviceable, and may be repaired without washing.

Before you lies the enchantment of a wide range of pastel colors if you will paint with water. Because the cost is slight, you can indulge yourself to your heart's content, assured of good results. Best of all, casein may be washed gently and does not easily rub off.

MARCH, 1943

FOR YOUR PRECIOUS EASE

Little luxuries for the bedroom to help you relax comfortably, sleep soundly

TIME to rest is all too short these days; it pays to invest it wisely. So plan your bedroom to afford you the maximum in comfort and restfulness.

It should be a haven, a place where you can forget the strain and hurry of your day. Pleasantly luxurious touches, soft colors, are psychologically important for they help you to relax, to gather your forces for renewed effort—whether it be for war work, or the pressure of your job.



Snatch a cat-nap on this soft chaise longue, covered in green cotton damask, yellow-sprigged. Small light quilted satin puff, in yellow, is wool-filled to insure cosy warmth. Pillows are ivory and pale yellow. Frilly white organza draperies, white undercurtains, soften daylight.



Restful colors, green and yellow, predominate in wallpaper. Satin comforter is green, as is scalloping on white sheets. Bedside rug, by Deltex, also green, can be had in 64 colors. Apothecary jar lamps stand on small mahogany tables. Room shown on this page, and all furnishings, courtesy B. Altman.



We had the "winter willies" until...

These New Wallpapers Brightened Our Lives



... And Selecting Them Was So Easy When We Discovered This "Unitized" SEAL


Jim and I were hardly on speaking terms. Between taxes, fuel rationing, the meat shortage and the twins' chicken-pox, life just seemed to be getting us down.

Then one day it dawned on us—we had the dingy "winter willies". What we needed was a new outlook for spring, and these perfectly lovely wallpapers were the gay, colorful answer.

How did we find them? We started looking through sample books, and at first it was confusing. Would the papers we liked fade? Were they smart designs? How would they look on the wall? Were they washable?

Then we noticed the "Unitized" seal on the back of certain samples, and found an explanatory page that gave us the answers: Only "Unitized" wallpapers carry this guarantee seal. They're sun-fast... they're created by the world's leading artists... they're pre-approved by style experts and pre-tested on walls for decorative effect... they're guaranteed washable if marked so.

And reasonable? They look twice the price we actually paid, and if you could see us beam at the compliments we're getting, you'd appreciate how much these lovely wallpapers have brightened our lives.



We're working for Uncle Sam too! For outstanding merit in war production, the employees of United Wallpaper Factories, Inc., Chicago, have been awarded the Army-Navy "E" for excellence.



SPRING STYLE NOTE
See the newest 1943 "Unitized" designs at wallpaper dealers displaying this banner. Get bright ideas—brighten your life!

"It's lovely, June _____

a whole luncheon set
in sparkling crystal"



complete table service

• Now you can have a complete table setting in this brilliantly sparkling handmade glassware. Westmoreland English Hobnail, beautifully reproduced in diamond-white crystal from a century-old Sandwich pattern, was shown by *House Beautiful* as "one of the most popular patterns in glassware." Start your English Hobnail set now. Choose from more than 200 different pieces including everything necessary for a complete table service with round or square plates, and round- or square-footed stemware. You can add to your set from time to time—or replace missing pieces—from open stock at your favorite store. The price is remarkably low and you'll love its gem-like brilliance! Westmoreland Glass Company, Grapeville, Pennsylvania.



handmade glassware of quality

URNS WITH A C

Friendly games and pleasant potions: perfect formula to while away long evenings at home

GAS rationing keeps us close to home, food rationing limits the number of our dinner guests; both pose wartime entertaining problems. Good solution might be to ask neighbors to drop by after dinner for an informal evening of games and conversation, with a cheering glass to hand.

Choose your games with an eye to the players—the bridge addict may scorn gin-rummy, the chess player dislike ping pong. And remember that the kibitzer is happiest on the side lines.

Herewith are suggestions for the psychological drink to charm the chess enthusiast, or revive the wilted table tennis fan. Highballs or old-fashioned are traditional; or you might have a light and refreshing wine cup of your favorite American claret; or perhaps the cooling rum and coke of the tropics. For a pleasant change, consider the delectable flavors of fruit liqueurs, now made in America from original Holland formulas.



Chess with cheer

The chess expert is happy to sit all evening working out his moves, marshaling his bishops and knights, oblivious to his surroundings. Nothing will enhance his quiet pleasure more than a good highball at his elbow with the fixings, soda and whiskey, at hand. Here, Schenley's Royal Reserve. Table, Georg Jensen.



Old-fashioned pastime

For an evening when you don't feel like concentrating on things serious, why not get out an amusing board game—perhaps the immensely popular "South American Game", or the old favorite, "Parchesi". With it, old-fashioneds, made to your own recipe with Old Charter bourbon, Angostura bitters. All games, Macy.

THE A CORKSCREW



Rum and coke, perfect partners

Ping-pong is an active game, requires as much dexterity and exertion as its grown-up brother, tennis. After a lively set, serve thirst-quenching Coca-Cola, ice cold, with a generous portion of rum, light or dark, according to your taste. Tall, tall glasses insure a satisfying quaff. Shown is Myers's Jamaica rum.



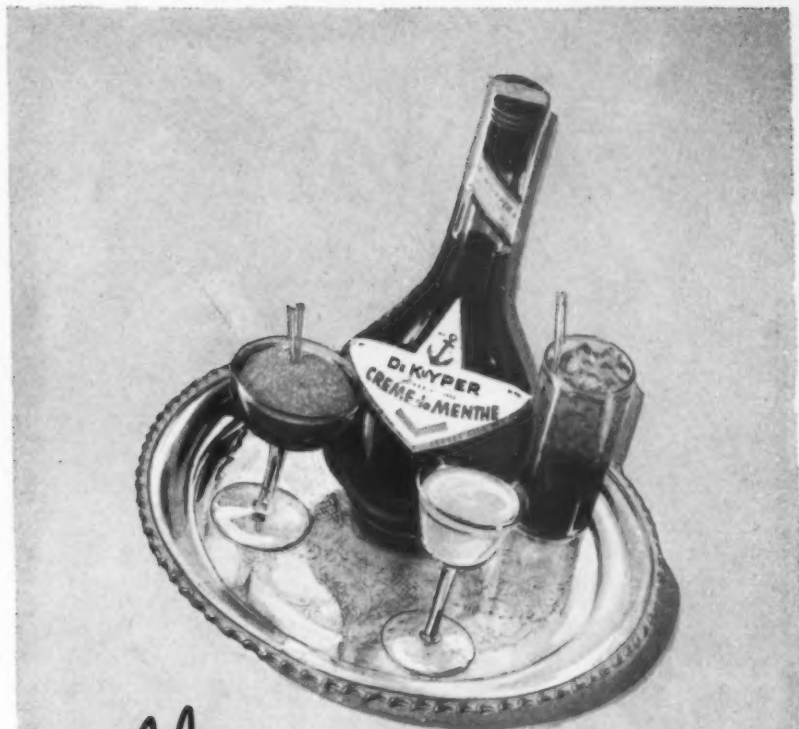
Claret cup—trump trick

Give your bridge guests claret cup, light but stimulating. Put a sliced lemon, orange in a tall pitcher, add other fruit in season. Pour over 1½ oz. each Curaçao, brandy, simple syrup, a qt. claret, a pt. carbonated water. Add Maraschino cherries. Clarets shown: Taylor's N. Y. State, California's Cresta Blanca.



Cordial with cards

For the Gin Rummy addicts you might provide a special set of cards, score pads; set forth a decanter of fruit liqueur, to be served in tiny brandy inhalers. A little less sweet are the fruit-flavored brandies. (Photographed here is De Kuyper's Apricot Brandy.) All accessories on these pages, Hammacher Schlemmer.



Making delicious drinks with de Kuyper Cordials is an art you can learn overnight... but the art of making de Kuyper Cordials goes back several hundred years. For the past 9 years de Kuyper Cordials have been made in America identically as in Holland. Serve de Kuyper next time you entertain.

de Kuyper

PRONOUNCED DE-KIPE-R

CORDIALS

12 delicious varieties

FIRST AND FOREMOST, SERVE de KUYPER CORDIALS AS THE PERFECT AFTER-DINNER LIQUEUR!

To make the mixed drinks shown above (L.to.R.)
FRAPPE: Fill frappe glass with shaved or crushed ice, pour in de Kuyper Creme de Menthe.

STINGER: ½ de Kuyper Creme de Menthe (white), ¾ brandy. Shake with ice, strain.

LONG GREEN: Fill Tom Collins glass with cracked ice, pour in 1½ oz. de Kuyper Creme de Menthe. Fill with soda.

Write for free recipe booklet, National Distillers Products Corp., Dept. HA3, P. O. Box 12, Wall St. Station, N. Y.

ANNO 1838

deKuyper Creme de Menthe, 60 Proof

CUT YOUR GAS BILL

Fourteen tips for conserving

JUST because gas flows freely from the jet does not mean that the supply is inexhaustible. The War Production Board is making an appeal to the 18,000,000 homemakers in this country to do their part in conserving gas in the kitchen. Because of war, fuel oil has been forced on the ration basis. What many homeowners do not realize is that, especially in the rationed states, gas requires heavy fuel oil in its manufacture and therefore when gas is wasted, fuel oil is wasted. The increased use of gas for war purposes produced shortages and now the lack of fuel oil from which gas is made has reached such proportions that the production of gas may have to be curtailed. It's therefore not only patriotic but essential for us to use it parsimoniously at all times.

The same gas that fries the breakfast bacon is a vital war material needed by production plants in turning steel into precision parts for guns, ships, shells, planes and equipment for our armed

Marlboro

America's
Luxury
Cigarette



IRRESISTIBLE. Her gown . . . softly draped, spattered with sequins. Her cigarettes . . . MARLBORO . . . rich and distinguished. An infinitely better cigarette. Yet only pennies more!



IVORY TIPS—PLAIN ENDS—BEAUTY TIPS (red).



Keep top burners clean to insure the flame burning clear blue, not yellow. A jaundiced flame indicates carbon, that burners need cleaning or too little air is entering with gas. Wipe burners frequently with paper or damp cloth to remove dust, grease, moisture, and a stiff brush to remove boiled-over food. Try a pipe cleaner to free the ports of obstructions. Daily care will eliminate drastic cleaning and repair bills.



Lower the flame immediately the water starts boiling. Haste makes waste when you cook in a cloud of steam in the mistaken idea that the cooking time is shortened. Water boils at 212 degrees F. and no matter how hard it boils, the temperature is still 212 degrees. Violent boiling does not speed up cooking—it only wastes gas.



Use as little water as possible. Water to cover the bottom of the utensil well is sufficient. Food tastes best when cooked in a tightly covered pot, in a little water brought quickly to a boil and cooked at simmer position only until tender, no longer. This method requires only half the gas and retains the maximum amount of vitamins.



Cook as many one-burner meals as possible. Dutch ovens, top-stove ovenettes and triplicate saucepans (those sets of three triangular pots that fit together) all cook a whole meal over one burner and are great aids to gas-saving. Pressure cookers, if you're lucky enough to own one, help save gas by reducing the cooking time.



Use your oven to cook a whole meal at one time. Vegetables can be cut in strips, cooked in a covered casserole with just a small amount of water. Desserts can be baked in the oven right along with other dishes. Or borrow a trick for saving gas from English homemakers, who are taking turns in sharing two-family bakings.

Roast meats at low oven temperatures. It prevents protein from being overcooked and the shrinkage is reduced; it retains maximum juices and protects the vitamin content. Use of low temperature for roasting also reduces spattering of grease and minimizes oven-cleaning.

Bring out the old-fashioned fireless cooker and set it to work saving gas and time. Use it for all the long, slow cooking necessary for pot roasts, fricassees, meat and vegetable loaves, baked apples. Use it to cook meat-substituting dishes, baked beans, macaroni, cheese and cereal foods.



HELP WIN THE WAR

cooking gas in the kitchen

forces, as well as for thousands of industrial operations so essential to our war effort. As production speeds up, Uncle Sam's need for gas is skyrocketing and we must do our part to conserve this important fuel resource in the kitchen.

Gas assists, too, in relieving transportation congestion and enables busy railroads to move war goods faster. Although the heavy increased demands for this fuel by industries are doubling and tripling ordinary peacetime requirements, the lack of steel and other critical materials is preventing your gas company from expanding manufactured gas facilities to increase the supply.

Wasteful use of gas will result in definite shortages. To avert a shortage and to hasten Victory, we offer fourteen do and don't rules for the wise and economical use of gas in the kitchen. Read them, learn them and follow them to help conserve this vital American resource and help cut down your gas bills as well.

Don't use a small utensil on a large burner if your stove is equipped with different sized top burners. If the pot is small and the burner large, the heat around the outer edges is wasted. Don't use a large pot on a small burner because the outer edges won't heat as well as the center. Choose a pot with a flat bottom, straight sides and a tight fitting cover; you'll find this type of utensil the most efficient and most economical.



Don't use your gas range to heat your kitchen. Turning burners up full blast or starting oven of your gas range and opening the door wide to provide supplementary heat on cold days is an excessive use of gas. It will soon contribute to a definite gas shortage and cause serious delays on the industrial front vital to war effort.




Don't turn the gas on until needed. Gas is often lighted automatically before it is actually required. Study your cook book or recipe beforehand, have your utensil and prepared food ready to put on the fire before lighting it. Make it a habit to turn the gas off as soon as cooking is finished and before removing utensils, not after.



Don't turn the gas on too high or permit the flames to lick around the edges of cooking utensils. It wastes both gas and the utensils, since your pots and pans will become blackened with smoke and hard to clean, wear out quicker with heavy scourings. When food starts boiling, lower the flame and continue cooking gently.



Don't keep peeping into the oven; it causes loss of heat. To save opening the oven door, use a time clock and a temperature control. If your range is not so equipped, use an alarm clock and oven thermometer. Don't overcrowd the oven; leave an inch between each pan and between pans and sides and back of oven. Don't bang doors.



Don't lift the lids of pots and pans continually to inspect the progress of each dish. The food won't cook any quicker if you keep peering at it to see what's going on. In fact, it will take much longer to cook, it will waste gas and permit valuable vitamins to escape in the steam.

Don't light your broiler to make a few slices of toast, to cook a slice of bacon, a chop or two. It's wasteful to use the broiler for such small items. Plan a whole meal around broiled meat—precooked vegetables, tomatoes and fruit can be broiled together to save time, fuel and energy.



"NEXT YEAR we'll know better!"

"We thought we could get by without insulating our home this winter . . . Next year we're not going to TRY to! We're placing our order for Johns-Manville Home Insulation NOW—to save fuel and to help win the war."

BECAUSE of the unprecedented demand this winter for Johns-Manville Rock Wool Home Insulation, many home-owners unfortunately were not able to obtain their insulation promptly.

We urge all home-owners to start now thinking about next winter. Don't wait until the demand is greater than the supply. Place your order now so that you will be assured fuel savings of up to 30 per cent—and, in addition, enjoy the protection against summer heat that J-M Rock Wool Home Insulation can supply.

SEND FOR FREE BOOK

The first step you should take in order to get ready for next winter is to send for the free, illustrated book

shown below. This book gives the complete story of J-M Rock Wool Home Insulation . . . Tells you "How to Use 1/3 Less Fuel in Wartime" . . . Explains how J-M Rock Wool is scientifically blown into the roof and sidewalls of your home.

The free book also explains something of interest to hard-working Americans who will need all the rest they can get next summer. It shows why you will be able to sleep better in a J-M insulated house—because the bedrooms will be up to 15° cooler on hottest summer nights.

PLACE YOUR ORDER THIS MONTH

But to get all these benefits, you should clip the coupon shown below today and plan to place your order for J-M Home Insulation *this month*. The demand is very heavy.

Remember—the fuel situation is extremely acute and probably will remain so for the duration. Don't think for a minute of trying to "get by" another winter without insulating. Take the first step toward saving yourself money and helping the Nation save fuel by sending for the J-M Home Insulation Book today. Coupon below will bring it to you FREE.



MAIL COUPON · · NOW!

JOHNS-MANVILLE
Dept. HG-A-3, 22 E. 40th St., New York.
Send me FREE illustrated book which tells "How to Use 1/3 Less Fuel in Wartime."

Name _____

Address _____

City _____ State _____

JOHNS-MANVILLE "BLOWN" HOME INSULATION

LIFE WITH GRANDFATHER

(Continued from page 24)

Tables that Reflect GOOD TASTE



793 . . Sheraton
Lamp Table. 27
inches high.

TODAY, TOMORROW and FOREVER

Start furnishing now with these lovely Zangerle Tables. Use them with perfect confidence because they can establish your reputation as a hostess with a real flair for decorating. Graceful, authentic, effortless of line, here are truly the tables of the future.

GEORGIAN CHAIRSIDE TABLE

756 . . or use them in pairs flanking your favorite sofa. Height 27½ inches.



A TRUE PEMBROKE TABLE

707 . . Drop leaf; crotch mahogany top. Authentic, graceful lines. Height 28 inches.



COCKTAIL TABLE

712 . . Leather top, utility drawer. Charming, graceful. Height 16½ inches.



"Pay no more for something infinitely better."
Protected by "Guardman"—the guaranteed finish.

ZANGERLE & PETERSON CO.

FACTORY: 2164 CLYBOURN AVE., CHICAGO, ILLINOIS
SHOWROOMS: CHICAGO—MERCHANDISE MART, SPACE 1682

for doing business without a State License. But he was soon bailed out, he got the contract and a branch office was established in San Francisco. This store was later to be destroyed in the great earthquake and fire of 1906, and replaced by the present W. & J. Sloane's at 216 Sutter Street.

Uncle Henry's hobbies, in spite of his health, were yachting and fishing. His wide circle of friends and sound business judgment made him a valuable asset to the business. An amusing incident that proves his knowledge of business psychology was the day he saw my brother with a customer who could not make up her mind which small Oriental rug she wished. Uncle Henry went to his office, put on his hat and came up to my brother, saying, "I'll take this rug", whereupon the lady said, "You can't, it's the one I want".

Uncle Tom, Grandfather's youngest son, apparently had a decided character. One day a woman prominent in New York society, a close friend of Ward McAllister, abused one of the salesmen in language that my uncle considered blasphemous. Many merchants would have been only too pleased to have her do as she wished if only she bought goods, but not Uncle Tom. She had broken the canons of good taste and the laws of God and that was too much for him. He asked her to leave the store and never return.

Another story of Uncle Tom concerns a salesman who was a very fast walker. One day he started off with two customers towards the rear of the store but quickly out-distanced them. Uncle Tom, seeing him going full speed ahead, asked him, "Don't you think you had better take your tow line in a bit?" This salesman, like so many of our employees, remained with us until he was an old man and always enjoyed repeating this anecdote.

As Father had traveled extensively and loved it (he made 103 Atlantic crossings, going to Europe as often as three times a year on business trips) he felt that I, too, should see the world. So in 1905, together with two Yale classmates, I set out. I was reluctant to go because Father had not been very well, but he insisted.

I think we inspected about every museum and picture gallery in London and Paris and then, more dead than alive, departed for Italy via Germany and Switzerland. Next we went to Constantinople where I first learned the technique of buying Oriental rugs.

Matching Oriental guile

You feign complete disgust every time a rug of merit is shown you and toss it into the discard. When you have seen everything, you lament that there is nothing worth while in the dealer's stock. Then you wonder, audibly, if perhaps there may be something possible among the discards.

You look them over again, gradually showing more interest as the prices drop, and at long last, as your train pulls out, you finally come to terms.

Our next stop was Cairo where we were enthralled by the cosmopolitan life of the city and the sights from the

terrace of Shepheard's Hotel. Fakirs with cobras, Bedouins, British officers in scarlet tunics, beggars, camels, Cook's tourists intent on not missing anything, remittance men bent on losing everything, all passed in review.

On returning to Cairo we embarked for Ceylon and thence to see many of the sights of India. Of particular interest to me was our stay at Amritsar where we learned how the rug designs which we sent there to an Indian firm were woven by Indian boys. They take their places at the looms while the foreman chants both number and color of the knots in each row to the boys sitting below.

Animal crackers in Japan

From India we went via Malaya to Kobe, Japan, where our Japanese office was located. We were entertained one day by an amusing old matting-weaver who served us animal crackers, apples and beer. Afterward we inspected a factory where much of the matting which we imported was made. It was a pleasant visit and it is hard to believe that these people who seemed so normal and friendly can have developed such inhuman traits as they now exhibit.

Our grand tour was now nearly over; we sailed for San Francisco where I missed the earthquake by four days.

It was during this trip that I had the sad news of my father's death. My older brother Will was elected president in his place, and I entered the store that Fall as a clerk in the matting department.

Soon after that time we began looking for a new location. With some misgivings we settled upon 47th Street and Fifth Avenue which at that time was considered very far uptown, but we have never had cause to regret our decision to build there.

We moved in 1912. A considerable amount of merchandise was sent up before Saturday, April 6th. On that day we closed the old store at noon and at midnight we had everything moved as we never worked on Sunday.

As time went on I gradually gained experience in both domestic and Oriental rugs and finally, on my brother's death in 1922, I became president.

I have seen great changes during my lifetime, from the opulent and lavish way of living of the Victorian era to the simplicities of today brought about by two wars and by such things as the telephone, electric light, the automobile, the movies, mass production, the radio, and the income tax.

As I look back on the years I feel that although the ways of living have changed yet the fundamental values of life remain the same. I am happy that I have had a part in maintaining my grandfather's standards all these years and at the same time in changing our methods and policies in keeping with changing conditions. Ours is still a family business and it is comforting to know that the younger generation is fully qualified to carry it on along modern lines. The older salutes the younger generation and wishes them success during our second century of serving the public.

IN 18TH CENTURY MANNER

More details about the home of Mr. and Mrs. Sloane which is shown on pages 22 and 23



A fine scenic wallpaper, painted by hand on a metallic background, keys the foyer of the house and gives this rather large room a hospitable feeling. The pointed ebony chairs below the windows are antiques from Mrs. Sloane's collection; the wing chairs are covered in bright leather.



Old mahogany map case picked up in France holds a history of all the Sloane family trips. Below is an autograph of Lucrezia Bori.



Striking inlay in the panels and pediment highspot this breakfront. The interior is silk-lined and specially lighted to hold bibelots.



A framed letter written by the late president, Calvin Coolidge, to Mrs. Sloane, hangs in a corner of her upstairs study where she keeps her collection of autographs of famous people such as W. B. Yeats, William Howard Taft. Study, in brown and beige tones with touch of blue.

"Rose of Lamberton" one of the beautiful and popular Lamberton open-stock patterns available at better stores.

Lamberton Ivory China

Your wisest purchase —
Your granddaughter's heritage

Lamberton Ivory China — fine, translucent, beautiful — is moderately priced. Yet future generations will treasure Lamberton among the 20th century's most imperishable Americana. Five-piece settings start as low as \$3.95 per place, east of the Rockies. See the beautiful Lamberton patterns at your favorite store or write us for free folders describing Lamberton Ivory China.

Fisher, Bruce & Co.

221 Market Street, Philadelphia
1107 Broadway, New York

3 bright ideas for dark rooms



MANTEL MAGIC

Any living room will wake up and glow when you treat it like this. Three simple, unframed plate glass mirrors over the mantel brighten up the room tremendously, make it seem bigger and smarter. You can hang mirrors like this as easily as pictures, preferably on gay walls done in Pittsburgh Live Paints.



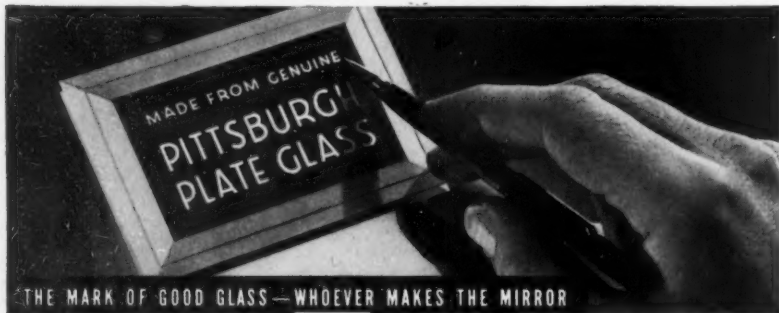
FULL LENGTH MIRROR

Here's a "double-barreled" idea . . . decorative and practical. A plate glass door mirror reflects light and color, cheering up a dark bedroom or hall . . . tells you how you look . . . head to toe.



VANITY TREATMENT

Nothing is more light-hearted than a plate glass or mirror top, cut to fit your vanity. Spilled cosmetics can't hurt it. A smart mirror on the wall above adds another bright spot to the room.



THE MARK OF GOOD GLASS—WHOEVER MAKES THE MIRROR

A majority of mirror manufacturers use clear, brilliant Pittsburgh Plate Glass to make their mirrors. So the Pittsburgh Label on a mirror or plate glass article is your assurance of good glass, no matter who makes the product. And remember, for true reflections, a mirror must be made of plate glass.

Free Booklet

Tells ways to brighten your home with mirrors and plate glass . . . illustrates them in color. Full of easy-to-carry-out, inexpensive ideas. Send coupon today for free copy.

Pittsburgh Plate Glass Company
2013-3 Grant Bldg., Pittsburgh, Pa.

Please send me, without obligation, your free booklet entitled, "Helpful Hints on the Use of Glass in Your Home."

Name _____
Address _____
City _____ State _____

"PITTSBURGH" stands for Quality Glass and Paint

IN WHICH WE SERVE

Today trim attire brightens the daily chores for housewife and house worker

Nowadays servants are harder to get than tires for the Ford. If you are fortunate enough still to have the services of your Carrie or Olga it is only sound psychology to treat her like the pearl of great price she is, and see that she looks her trimmest and smartest at all times. It will do a lot to keep her content.

Or, if you are now doing your own K.P., why not tackle the cooking and pot-walloping in smart and spandy style. Consider today's colorful little house frocks and aprons, which have not the slightest resemblance to the Mother Hubbard of yore (see below).



Please your maid, whether she be a full-time treasure or a part-time pearl, by letting her serve dinner in a chic black uniform of washable rayon crêpe, pretty matching apron. Dix-Make.



A chipper char is likely to be an efficient one. Put your cleaning woman into a colorful Dix-Make broad-cloth uniform, with ric-rac trim on collar and apron.

Be a gay Cinderella as you put the finishing touches on the dinner. A pin-checked apron protects your evening dress, is pretty enough for greeting your guests. Neat 'n' Tidy.



Doing it yourself is much more fun if you look neat and jaunty. This brightly sprigged cotton house dress is a House 'n' Garden frock, tubs beautifully.

100 YEARS OF AMERICAN TASTE

(Continued from page 15)

textured draperies are the favorites—a fact which would seem to bear out the interest already noted in Modern.

Office furniture is also on this floor; Sloane's only went into this field recently, but it is one of the busiest places in the store today due to government orders, certainly again a reflection of the times.

Rugs of every kind

The fifth floor is devoted to rugs—the room-size rugs (did you know it was Sloane's who cut the first 9' x 12' rug which is now a decorating standard?); and the Orientals of which Sloane still sells about half-a-million-dollars-worth a year—the Kirmans, glossy Akbars, and glowing Tabriz. Many of their finest Orientals come from India and interpret lovely old patterns in modern colors, soft rose, blue, gold.

Once it was not unheard of for an enthusiast to pay \$10,000 for an Oriental rug; most expensive one they ever sold, to a private customer, was a Persian beauty for \$75,000. But today modern techniques of weaving and dyeing have reduced costs; and such prices are improbable.

The sixth floor carries dining and bedroom furniture and here as we have shown on the other furniture floors, 18th Century is the taste that dominates. This is a far cry from the iron-

clad suites, popular at the turn of the century, and shows that public taste has improved and more people want to create their own individual effects.

The seventh floor includes Summer furniture, light-hearted umbrellas, and chairs and outdoor chaises of metal on rattan. Oddly enough people continue to buy it in normal times right through the Winter. If the end of the War brings us all the great hours of leisure which some prophets hope, this category will pick up too.

For budget buyers

This floor also includes maple furniture, provincial and early American reproductions, popular with the youngest brides on a budget and for country houses; and broadloom by the yard.

The eighth floor is given over to Customer Contacts (one customer complained that she had received a table with all the Chippendale knocked off); the advertising department; designing room (most of the designers, both Sloane factories' and store's, are now busy at work on the store's war contracts); and the unique "Own Goods Room" where customers send chairs to be re-upholstered, chandeliers to be wired, tables to be rebuilt, and an assortment of goods to be repaired. Much of the merchandise sent in is never claimed; some things, like chandeliers on p. 19, have been there thirty years.



CONSTANT
GROWTH IS CONVINCING
EVIDENCE OF FAIR AND HONEST PRICES
AS WELL AS SUPERIOR STYLES AND WORKMANSHIP.

You are welcome to visit our showrooms in the following listed cities

NORTHERN FURNITURE CO.

MAKERS OF BEDROOM AND DINING ROOM FURNITURE

Boston Cleveland Chicago Cincinnati Detroit Kansas City Milwaukee
 Minneapolis New York Philadelphia Pittsburgh Sheboygan St. Louis

FOR LOCAL ADDRESS CONSULT TELEPHONE BOOK AND PLEASE NOTE THAT
 PURCHASES MAY ONLY BE MADE THROUGH AUTHORIZED DEALERS.



"Springtime"

Unusual... handmade... in the Chinese manner

In two interchangeable sections, each 28 inches wide by 10 feet high, the highest printed part being 4 feet 3½ inches. The colorings: White and Lemon on Grey Ground — Greys and White on Yellow — Cream and White on Sky Blue — Green, White and Salmon on Light Green — Soft Greens on Egg Shell White — Green, White and Salmon on Grey — Yellows and Sand on Blue — Mouse Grey and Reds on Egg Shell Yellow — Flat Whites on Egg Shell White. Your decorator can show you this enchanting new effect.

THOMAS STRAHAN COMPANY

Chelsea, Massachusetts

Makers of Fine Wallpapers Since 1886

Showrooms at 417 Fifth Avenue, New York
 Merchandise Mart, Room 1322, Chicago

LENOX CHINA



Illustrated: No. E-415 Service Plates Only



The finest materials, distinctive designs and skilled craftsmanship give Lenox China greater durability and added beauty.

*** BUY WAR BONDS FIRST ***

Send ten cents for "Fine China." Learn the difference between fine china and earthenware and what that difference means to you in the selection of your service.

LENOX INCORPORATED, Trenton, N. J.

make his home a lovelier place—



with a "Living Picture" on the wall.

Whether he's in the armed forces, or working long hours on the production line, his home will seem much brighter and cheerier with a genuine Nurre Mirror on the wall when he returns. It will be a "Living Picture" echoing intimate scenes of family life, and making the room look larger and ever so much more interesting.

Your dealer has many lovely Nurre Mirrors to show you—surprisingly inexpensive—among them just the mirror for your home.

FREE BOOKLET
New 1943 Edition
"HOW FAMOUS DECORATORS
WOULD USE MIRRORS IN
YOUR HOME"

How you can make your home more charming with mirrors. Mail the coupon for your free copy.

Living **NURRE** Pictures

The Nurre Companies, Inc.
Dept. HG—Bloomington, Ind.
Please send me your FREE booklet.

Name.....
Address.....
City..... State.....

WRITE FOR THESE BOOKLETS

reviewed by House & Garden



Just write to the addresses given for any of these interesting booklets. Free unless otherwise specified.

HOMEFURNISHINGS

"A GUIDE TO ENGLISH AND FRENCH

Furniture of the 18th Century" is a 48-page book, illustrating over 100 pieces of furniture in room settings, groups and single pieces. The selection, the arrangement, the care and the art of making fine reproductions, with a guide to 18th Century style, are all lucidly and beautifully presented. Send 25c. Baker Furniture Co., Dept. A43, 10 Milling Road, Holland, Michigan.

LATEST IDEAS ON REDECORATING,

a new 40-page booklet of model rooms in full color, includes many novel and inexpensive suggestions. It shows how old rugs, carpets and clothing may be remade into new, modern rugs suitable for every decorating scheme. Among the 61 patterns illustrated are Early American, oriental, modern, texture and leaf designs, solid colors, homespun blends and ovals. Olson Rug Co., Dept. C-53, 2800 North Crawford Ave., Chicago, Illinois.

INVITATION TO GRACIOUS LIVING

is an invitation to enjoy music right in your own home, perfectly reproduced through the Magnavox combination radio-phonograph. This booklet illustrates cabinets, in themselves beautiful pieces of furniture. Magnavox, Div. HG-7, Ft. Wayne, Ind.

THE WALL-TEX PORTFOLIO

shows patterns, colors and textures for the decoration and protection of walls and ceilings. It is an extremely handy file for important decorating information. Write Columbus Coated Fabrics Corp., Dept. HG-42, Columbus, Ohio.

"COLOR CLUES TO HOME BEAUTY"

tells the story of color coordination. It illustrates how seven basic colors of rugs and carpets can harmonize with other home-furnishings. Included are several interesting color charts. Bigelow Weavers, Inc., Dept. 33G, 140 Madison Ave., New York City.

AMERSPUN FABRIC WALL COVERINGS

This folder shows 8 distinctive shades of fabric wall coverings that "protect with beauty". An easy-to-apply fabric, in a new "Fleck" weave, is ideal for the decorative schemes of bedrooms, the nursery, sewing room, den, dining room—yes, all through the house. Send 10c to H. B. Wiggins Sons Co., Dept. HG-3, Bloomfield, New Jersey.

A NEW IDEA IN DECORATION

is the Alexander Smith colorama—the principle of blending the color backgrounds of your rooms with your own colorings. And in an accompanying booklet, Clara Dudley authoritatively discusses many vital carpet questions. Alexander Smith & Sons Carpet Co., Dept. HG-3, 295 Fifth Ave., N. Y. C.

THE STYLIST

keeps you posted on what's new and exciting in furniture trends. Published by a guild of historic furniture makers, it shows, in color, the latest work of leading designers, and helps you select furniture and accessories of every period—for every room. For the current issue, write Grand Rapids Furniture Makers Guild, Dept. HG-3, 702 Building & Loan Bldg., Grand Rapids, Mich.

"GLIMPSES OF EXCEPTIONAL

Furniture" illustrates a profusion of interiors in modern, transitional and traditional styles. Of exceptional interest are the modern room scenes showing how the adaptable, flexible furniture may, by a change in background, become an integral part of an 18th Century, Regency or Early American room. John Stuart, Inc., Dept. HG-3, 4th Ave. at 32nd St., N. Y. C.

HOW TO USE MIRRORS

In your home explains the proper hanging and selection of mirrors in every room of your house to create "living pictures". They can perform miracles in enlarging small rooms and bringing light into dark corners. Nurre Companies, Inc., Dept. HG, Bloomington, Indiana.

CALL TO THE COLORS

Here is a helpful booklet on Chinese and Chinese Traditional Occasional Furniture. You'll find outstanding styles in the modern Chinese manner. Write to Zangerle & Peterson, 2164 Clybourn Ave., Chicago, Ill.

STYLING A BEDROOM

Here is an informative booklet with suggestions for color, materials and decorating schemes for 18th Century, Modern and Colonial bedrooms. Included are pointers on the care of furniture finishes and illustrations of room scenes. Send 10c to Kling Factories, Dept. GM, Mayville, N. Y.

FURNITURE PORTFOLIO

Includes over 120 pictures of enchanting furniture. It's really a grand miniature catalog—with just enough reading matter to make it interesting. Also available is a brochure featuring some Williamsburg Restoration Furniture Reproductions for which this company is famous. Send 15c to the Kittinger Co., Dept. HG-3, 1861 Elmwood Avenue, Buffalo, New York.

CHINA, SILVER, GLASS

DECORATIVE ART POTTERY

is the subject of a beautifully illustrated, 24-page booklet which stresses decorative settings and points to outstanding examples of ancient and modern ceramic art. Send 10c. Roseville Pottery, Inc., Dept. HG-33, Zanesville, Ohio.

SYRACUSE TRUE CHINA

Over 25 lovely patterns of original design and superb handcraft are presented in this folder. You will find it a colorful introduction to china styled for "practical elegance". Onondaga Pottery Co., Dept. HG-3, Syracuse, New York.

EARLY AMERICAN GLASS

came into being at Sandwich, Mass. In 1889, two years after the Sandwich factory closed, the Westmoreland Glass Co. began making authentic reproductions and have been at it ever since. Send for their pamphlet which reveals their skill. Westmoreland Glass Co., Dept. HG-3, Grapeville, Pennsylvania.

SPODE LOWESTOFT

is a fascinating brochure on the origins of this heirloom china of the past—and the future. It pictures many of the old patterns that are enjoying a revival today. Copeland & Thompson, 206 Fifth Avenue, N. Y. C.

HAVILAND CHINA

"Fine China—To Have and To Use" shows a varied selection of lovely patterns, some in full color. "Theodore Haviland—The History of a Name" traces the romantic history of this china. Send 10c for both. Theodore Haviland & Co., Inc., 26 West 23 Street, New York City.

THE MAKING OF FINE CHINA

This guide to the buying of fine china illustrates many processes in the making of it, differentiates it from earthenware, and describes various decorative motifs used. Send 10c to Lenox, Inc., Dept. HG-3, Trenton, New Jersey.

FOR THE BRIDE

There's a folder illustrating some lovely stemware patterns and decorative pieces made by the Libbey Glass Company. With each photograph is a description and a note about the inspiration of the design. Write to Libbey Glass Co., Dept. HG-3, Toledo, O.

OTHER USEFUL BOOKLETS

ORIGINS OF ENGLISH WORDS

from Webster's New International Dictionary is an intensely fascinating booklet. It reveals the romantic "life story" of many common English words, and will certainly appeal to mature minds. G. & C. Merriam Co., 215 Federal St., Springfield, Massachusetts.

A GUIDE FOR THE BRIDE

offers a practical approach to the sheet-and-pillow-case problem, by working out a series of trousseaux for small and large homes—with quantities, sizes and prices—and a style chart of new colors and designs in Wamsutta Supercale. Wamsutta Mills, Dept. HG-3, New Bedford, Massachusetts.

(Continued on page 75)

WRITE FOR THESE BOOKLETS

(Continued from page 74)

GARDENING

THE WAYSIDE GARDENS'

A magnificent catalog-guide book for 1943 describes and illustrates the fine stock of these famous growers of hardy plants. New varieties of roses, including the Pearl Harbor and Douglas MacArthur, and shrubs are shown in full color. Send 25c to cover handling and postage. The Wayside Gardens, 30 Mentor Avenue, Mentor, Ohio.

FERRY'S HOME GARDEN GUIDE

Is a condensed garden encyclopedia listing essential facts about the best flowers and vegetables for 1943. Ferry's Victory Garden Plan—tested and proved—is a handy, 4-color chart showing how, when and what to plant. Write for both to Ferry-Morse Seed Co., Detroit, Michigan.

JACKSON & PERKINS SPRING CATALOG

Fifty full-color pages present new introduction for 1943: Floribunda Rose Pinocchio, the Mary Margaret McBride, the yellow Mandalay, etc. In addition to the complete "parade of modern roses", there is a wide selection of Modern Perennials, Dwarf Apple Trees and other tree, vine and bush fruits for Victory gardening. Jackson & Perkins Co., 392 Rose Lane, Newark, New York State.

GLORIES OF THE GARDEN

If you're looking for a complete, colorful catalog from one of America's most diversified nurseries, this 80-page offering will fill the bill. You'll find priced and illustrated a grand selection of practical suggestions for your fruit, flower and rock gardens. Krider Nurseries, Inc., P. O. Box 169, Middlebury, Indiana.

LAWN CARE.

Issued five times yearly, gives valuable data on pest and weed control. "Bent Lawns" is an illustrated treatise on the finest of all turf grasses. "Good Lawns" is the amateur gardeners' guide to better lawns. Free. O. M. Scott, 70 Main Street, Marysville, Ohio.

GARDEN BOOK FOR 1943

In its 120 big pages, well illustrated, Breck's 125th Anniversary Catalog lists just about everything you need for a perfect garden. Send 25c (deductible from your first order) to Breck's, 314 Breck Bldg., Boston, Massachusetts.

FLOWERFIELD CATALOG FOR 1943

This is really two catalogs in one, with an illustrated section on seeds . . . and another on bulbs, hardy plants and roses. Included in this complete gardening guide is a fine assortment of Iris Kaempferi for which this firm is famous. Send 10c to Flowerfield, 14 Parkside Ave., Flowerfield, Long Island, New York.

SOIL TESTING

Will protect you against planting good seeds in soil where they will not grow. Write for a very informative little booklet on soil requirements which describes low priced and highly efficient soil testing kits. Sudbury Soil Testing Laboratory, Box 633, South Sudbury, Massachusetts.

A SHORT GUIDE

To trees, shrubs, evergreens, fruits and hardy plants is presented in 56 large pages. Over 1000 varieties including 75 of Azaleas, 45 of Rhododendrons and 28 kinds of Dwarf Fruits. Descriptions include planting information. Young sizes offered as well as landscape grades. Free (except 25c, West of Iowa). Kelsey Nursery Service, 50R Church St., New York, N. Y.

BURPEE'S SEEDS

This 128-page catalog, more colorful and complete than ever, features a complete listing of vegetables and flowers for 1943. In addition to standard varieties, you'll find Burpee's new All-America Winners. W. Atlee Burpee Co., 684 Burpee Bldg., Philadelphia, Pennsylvania.

NEW ROSES FOR 1943.

Including Heart's Desire, King Midas and many other novelties in roses, chrysanthemums and perennials, are described and very beautifully illustrated in this new catalog. Price 25c, with a money refund on the first order. Totty's, Box G, Madison, N. J.

YOUR LAWN & VEGETABLE GARDEN

are comprehensively discussed in 2 booklets which explain the requirements of lawn making and repairing, and give authentic guidance for vegetable gardening. Information is gleaned from extensive experiments at breeding stations of one of the world's largest seed firms. Associated Seed Growers, Inc., Main Office, New Haven, Conn.

POWER MOWERS.

A model or size for every kind of lawn, are pictured and their mechanical advantages described in this booklet. Their low cost, sound construction and dependability are stressed. Write to Toro Manufacturing Corp., Minneapolis, Minnesota.

"BLACK LEAF 40",

an insecticide remarkable for its compatibility, is described and exhaustive instructions given for its use in a helpful booklet. Sucking insects have practically no chance against it. Tobacco By-Products and Chemical Corp., Louisville, Kentucky.

BUILDING & MAINTENANCE

DISTINCTIVE PANELING

of clear pine can work wonders in beautifying rooms. This brochure offers proof in photographs of dens, libraries, game rooms, offices, etc., decorated with Western Pine paneling. Write to the Western Pine Assn., Dept. HG-3, Yeon Bldg., Portland, Oregon.

SILENTITE WINDOWS,

trouble-free, "insulated", both double-hung and casement, bring sunshine into your home and still permit economical heating. Metal to metal weatherstripping saves up to 25% of your fuel bill; installation costs are 1/2 less than ordinary windows; and a special spring control prevents sticking and rattling. Write to Curtis Co.'s Service Bureau, 610 Curtis Bldg., Clinton, Iowa.

THE LITTLE WHITE BOOK

shows prize-winning houses painted with Cabot's Double White, Old Virginia White, and Gloss Colopakes. Write for your copy to Samuel Cabot, Inc., Dept. HG-3, Oliver Building, Boston, Massachusetts.

BUILD BETTER HOMES FOR LESS

is the timely theme of a 28-page booklet. This you can do, according to costs and pictures of homes insulated and finished with a variety of guaranteed Celotex products. Write to The Celotex Corp., Dept. HG-3, 919 N. Michigan Ave., Chicago, Ill.

NU-WOOD COLOR GUIDE

This amply illustrated booklet can help you with the best selection of wood finishes for all your rooms. By turning some pictures of walls and ceilings back and forth, fifty-four individual rooms can be designed. Wood Conversion Co., Dept. 113-3, 1st Natl. Bank Bldg., St. Paul, Minnesota.

THE OPEN DOOR TO A NEW LIFE

is the illustrated story of Shepard Homelift, easily installed elevator for the home. Included are scaled drawings and an impressive list of Homelift-equipped homes. Shepard Elevator Co., Dept. HG-3, 2429 Colerain Ave., Cincinnati, Ohio.

WINES & FOODS

RECIPES

This booklet gives you the ingredients of more than eighty good drinks to be made with Myers's Fine Old Jamaica Rum . . . mixed as they mix them in Jamaica. It also suggests uses of rum in coffee, tea or desserts. Write to R. U. Delapenha & Co., Dept. EN-3, 57 Laight Street, N. Y. C.

PROFESSIONAL MIXING GUIDE

is a handy notebook containing a full list of accepted formulas for mixed drinks. It includes just about every type of helpful hint that the man in back of the bar wants to know. Blank pages are left for your own notes. The Angostura-Wuppermann Corp., Dept. HG-3, 304 E. 45th St., N. Y. C.

DE KUYPER LIQUEURS

You'll learn from a colourful booklet how a famous brand of domestic brandies and liqueurs are made to embody the delicate bouquet of imports—and how they can be used tastefully in cocktails and desserts. National Distillers Products Corp., Dept. HA3, P.O. Box 12, Wall St. Station, N. Y.

WINES AND WINE SERVING

This lovely handbook has been prepared to help you better understand wine—how to use, serve and care for the different wine types. Every one of the 28 pages is packed with fascinating, practical information. Write to The Wine Advisory Board, Wells Fargo Building, San Francisco, Cal.

RARE RECIPES.

as tempting as they are old, are given in "Leaves from the Table of George and Martha Washington." Because this 44-page booklet is so chock full of hints on how to use wines in cooking and in mixed drinks, it's bound to fascinate every gourmet. And there's an added treat for those interested in seeing how the old recipes were written. Send 10c. Taylor Wine Co., Dept. HG-3, Hammondsport, New York.



ONLY Pella VENETIAN BLINDS OFFER 2-YEAR GUARANTEE ON WOOD SLATS

THE SLATS in Pella Blinds are STRAIGHT like" finish. Mail coupon for FREE Venetian GRAINED special wood that comes from Blind Book and name of nearest dealer. only one certain forest in the northwest. Orders Shipped Within 7 Days
All slats are HAND SELECTED. Replacements are furnished FREE for warpage within 2 years! All mechanism is enclosed in a moulded head member—only 1 3/8" deep. No valance necessary. Pella Blinds close perfectly. Tilt easily, quietly. Exclusive type cord lock eliminates cord slippage. Oversize pulleys minimize cord wear. 34 lovely "decorator" colors. Smooth, "glass-
FREE VENETIAN BLIND BOOK

ROLSCREEN CO., Dept. 733, Polia, Iowa
Please send FREE Venetian Blind Book. After Victory, I am planning to: BUILD, REMODEL. Also send Pella literature on: ROLSCREENS, CASEMENT WINDOWS.
Name _____
Address _____
City _____ State _____

Wait till he hears this "mess call"!

When young Dave Jones went off to war, he and Betty had a long talk about the future . . . about a certain little bungalow built just a certain way.

Dave is pretty busy right now with some unfinished business overseas. But, back home, Betty is making plans.

She's thinking a lot about the kitchen in that future bungalow. It must have spick-and-span beauty and convenience. But it must be economical to build because Betty is figuring closely. That's why she's decided upon built-in cabinets of Western Pines* and a white enamel finish. If any other Bettys want an idea book, write us for "Western Pine Camera Views." Western Pine Association, Dept. 171-J, Yeon Building, Portland, Oregon.

*Idaho White Pine *Ponderosa Pine *Sugar Pine

THESE ARE THE WESTERN PINES



More Bedroom Space— More Beauty with Nu-Wood



Yes, you can have that extra bedroom at low cost—a thrillingly beautiful bedroom—with Nu-Wood interior finish! Easily and

quickly, Nu-Wood will enclose unused or waste space—or go right over old plaster in a dingy, unused room of your home. No painting or papering needed—for Nu-Wood's appealing, fadeproof colors and texture meet every modern decorative need. Remember, Nu-Wood also deadens sound—a big advantage when you, your children or war workers must sleep. Get all the facts about Nu-Wood interior finish—see your lumber dealer or mail the coupon!

Nu-Wood INSULATING INTERIOR FINISH

WOOD CONVERSION COMPANY
Dept. 113-3, First National Bank Bldg.
St. Paul, Minnesota

Gentlemen: I want to know more about Nu-Wood for: New Construction Remodeling.

Please send me your FREE Nu-Wood Color Guide. I am a home owner renter architect student contractor

Name.....

Address.....

City.....State.....

"OF TIME & THE TABLE"

(See pages 46 to 54)

New meal-planning ideas in "Of Time & the Table" are all time-, space- and work-savers that will help you to relax and enjoy your own parties. When you're looking for the right tableware to carry out these ideas, save time again by heading straight for one of the fine stores listed below.

They are featuring "Of Time & the Table" in their china and glass departments during the month of March, and salespeople will be ready to help you choose just the pieces you need to fill the gaps in your china closet. In fact, they will even go a step further and have menus and recipes on tap to solve your entertaining problems in a rationed world.

J. N. ADAM & CO.
Buffalo, N. Y.

B. ALTMAN & CO.
New York, N. Y.

L. S. AYRES & CO.
Indianapolis, Ind.

L. BAMBERGER & CO.
Newark, N. J.

BARKER BROS.
Los Angeles, Cal.

BEIR BROS., INC.
Niagara Falls, N. Y.

BLOCK & KUHL CO.
Peoria, Ill.

THE BON MARCHÉ DRY GOODS CO.
Lowell, Mass.

BRACH'S, INC.
Hastings, Neb.

J. L. BRANDEIS & SONS
Omaha, Neb.

THE JOHN BRESSMER CO.
Springfield, Ill.

J. W. BROWN STORE
Piqua, O.

H. CHOATE & CO.
Winona, Minn.

DENHOLM & MCKAY CO.
Worcester, Mass.

THE DENVER D. C. CO.
Denver, Col.

WM. DOERFLINGER CO.
La Crosse, Wis.

J. M. DYER CO.
Corsicana, Tex.

ENGLAND BROS.
Pittsfield, Mass.

FINE'S
Attleboro, Mass.

G. FOX & CO.
Hartford, Conn.

FREDERICK & NELSON
Seattle, Wash.

THE GLASS BLOCK
Duluth, Minn.

GOLDSTEIN-MIGEL CO.
Waco, Tex.

GRAY'S, INC.
Jersey City, N. J.

GRAY'S, INC.
West New York, N. J.

HALBACH-SCHROEDER CO.
Quincy, Ill.

HARBOUR-LONGMIRE CO.
Oklahoma City, Okla.

Now You Can Make OLD BRUSHES LIKE NEW

**Cabot's Brush Cleaner
Cleans them Right
Down to the "Heel"...**

• Take any paint brush—as hard as concrete and years old. Soak it in Cabot's amazing new brush cleaner. Then rinse in water. You'll see every bit of paint soften up and flow away. And, unlike caustic cleaners, it leaves the bristles lustrous, soft, flexible—as good as new.

It's the only cleaner that's kind to bristle and setting. It's ideal for home use because residue will not clog drain or cling to sink. Good bristle brushes are precious. Preserve those you have.

Try it! Ask for some today at your nearest paint or hardware dealer, or send 25¢, to cover mailing—packing charges, for 4 oz. bottle. Samuel Cabot, Inc., 1221 Oliver Bldg., Boston, Mass.

SAVE YOUR BRUSHES WITH
**CABOT'S
BRUSH CLEANER**
AND WHEN YOU PAINT USE
**Cabot's DOUBLE-WHITE
and Gloss Collophakes**

SHEPARD Home LIFT

**THE AUTOMATIC
ELECTRIC RESIDENCE
ELEVATOR—Operates
from Light Circuit**

Safe—dependable. Moderate price — inexpensive to operate. Easily installed in new or old homes.

Not available now because of war work, but send for descriptive literature. Keep this desirable home convenience in mind.

The Home-LIFT is designed by experts who have been building commercial passenger elevators for years.

THE SHEPARD ELEVATOR CO.
2429 COLERAIN AVENUE
CINCINNATI, OHIO
Representatives in Principal Cities

HOUSE & GARDEN

- THE HARRIS CO.
San Bernardino, Cal.
- JOSEPH HORNE CO.
Pittsburgh, Pa.
- J. L. HUDSON CO.
Detroit, Mich.
- HUNTINGTON D. C. CO.
Huntington, West Va.
- GEO. INNES CO.
Wichita, Kans.
- S. F. ISZARD CO.
Elmira, N. Y.
- ROBERT KEITH
Kansas City, Mo.
- LANDKAMER BROS.
Mankato, Minn.
- LEVY BROS.
San Mateo, Cal.
- LEONARD & EICHHOLTZ
Bellefontaine, O.
- M. LICHTENSTEIN & SONS
Corpus Christi, Tex.
- T. S. MARTIN CO.
Sioux City, Iowa
- A. C. MASON COMPANY
Chippewa Falls, Wis.
- MCNEANY'S
Beloit, Wis.
- MEIER & FRANK CO.
Portland, Ore.
- MEYER BROS.
Paterson, N. J.
- MEYERS-ARNOLD
Greenville, S. C.
- MILLER & PAINE
Lincoln, Neb.
- J. W. MILLIKEN, INC.
Traverse City, Mich.
- E. E. MITCHELL CO.
Morrilton, Ark.
- H. G. MUNGER & CO., INC.
Herkimer, N. Y.
- NEVIUS-VOORHEES
Trenton, N. J.
- THE M. O'NEIL CO.
Akron, O.
- PENN TRAFFIC CO.
Johnstown, Pa.
- THE PETTIBONE-PEABODY CO.
Appleton, Wis.
- R. E. POWELL & CO.
Salisbury, Md.
- POWER MERC. CO.
Lewistown, Mont.
- H. C. PRANGE CO.
Sheboygan, Wis.
- THE RIKE-KUMLER CO.
Dayton, O.
- RUMBAUGH-MACLAIN, INC.
Everett, Wash.
- SANGER BROS.
Dallas, Tex.
- HAROLD H. SCHULTZ
Yakima, Wash.
- SCRUGGS-VANDERVOORT-
BARNEY, INC.
St. Louis, Mo.
- SENGER D. G. CO.
Peru, Ind.
- SHRIVER-JOHNSON CO.
Sioux Falls, S. D.
- SIBLEY, LINDSAY & CURR CO.
Rochester, N. Y.
- SPOKANE D. G. CO.
Spokane, Wash.
- ALBERT STEINFELD & CO.
Tucson, Ariz.

(Continued on next page)

"OF TIME & THE TABLE"

(Continued from page 76)
(See pages 46-47)

STEWART & CO., INC.
Baltimore, Md.

TEPPER BROS.
Plainfield, N. J.

TRASK, PRESCOTT &
RICHARDSON
Erie, Pa.

A. E. TROUTMAN CO.
Greensburg, Pa.

THE TROUTMAN CO.
Connellsville, Pa.

WAITE'S, INC.
Pontiac, Mich.

BOB WALLACE MERC. CO.
Fairmont, Minn.

THE WARNER CO.
Warren, O.

H. S. WEBB & CO.
Glendale, Cal.

S. N. WOLBACH SONS, INC.
Grand Island, Neb.

WOLF & DESSAUER
Fort Wayne, Ind.

A. B. WYCKOFF
Stroudsburg, Pa.

Z. C. M. I.
Salt Lake City, Utah

MORE ONE-DISH MEALS

(See pages 46-47)

Oyster stew

- 1 quart oysters
- 3 tbsps. butter
- 3 tbsps. margerine
- 1 tsp. salt
- pepper
- 1½ tbsps. Worcestershire sauce
- 2 quarts scalded milk
- paprika

Clean and pick over oysters; drain and save liquor. Melt butter and margerine, add oysters and simmer until edges of oysters begin to curl. Add oyster liquor, hot milk and seasonings and bring to boiling point. Serve, garnished with a dash of paprika. One cup of cream may be substituted for equivalent milk if desired. Half a cup of finely chopped celery may be simmered with oysters. Serves 8.

Baked kidneys

- 12 lamb or 9 veal kidneys
- 1 egg, slightly beaten
- 1½ tbsps. water
- ¼ tsp. minced onion
- ½ tsp. salt
- 1 tbsp. chopped parsley
- bread or cracker crumbs
- 3 tbsps. melted butter or margerine

Wash kidneys, split crosswise and remove tubes and white centers; soak ½ hour in cold salted water; drain and dry. Dip each piece in egg mixed with water, onion and seasonings; roll in crumbs. Place cut side down in greased casserole and baste with butter or margerine. Bake, uncovered, in very hot oven about 20 minutes and serve at once. Serves 8.

Rice salad

- 1½ cups uncooked rice, washed
- 3 cups cooked peas
- 1 cup cooked button mushrooms
- 1½ cups mayonnaise
- 2 tbsps. salt
- 1 tsp. black pepper

CRESTA BLANCA WINES

the crest of quality since 1890

SERVE THE BEST ...FOR LITTLE MORE!

You will delight in the "bottle-ripe" flavor... the exquisite bouquet of Cresta Blanca California Wines. Your first sip tells you why... since 1890... they have been hailed as the "crest of quality." Ask for them by name.

CALIFORNIA WHITE WINES

- Cresta Blanca Sauterne (fairly sweet)
- Cresta Blanca Haut Sauterne (full, sweet)
- Cresta Blanca Chateau (rich, mellow)
- Cresta Blanca Riesling (superior-dry)
- Cresta Blanca Chablis (crisp and dry)

CALIFORNIA RED WINES

- Cresta Blanca Claret Superior (med.-bodied)
- Cresta Blanca Burgundy (robust)

CALIFORNIA SWEET WINES

- Cresta Blanca Sherry (medium-dry, nutty)
- Cresta Blanca Port (ruby)

★ make your dollars fight... buy war bonds and stamps!



Cresta Blanca Wine Co. Inc.
Livermore, California

TUNE IN! Schenley's "Cresta Blanca Wine Carnival" with Morton Gould's Orchestra. See your paper for time and station each week.

- 1 cup chopped celery
- 3 tbsps. chopped chives
- sprig of rosemary
- lettuce

Cook rice, rinse in cold water and drain thoroughly. Chill all ingredients. Mix seasonings with mayonnaise. Toss all ingredients lightly together and serve surrounded by lettuce. Serves 6.

Liqueur soufflé

- 4 level tbsps. butter
- 6 level tbsps. flour
- 2 cups hot milk
- ½ cup granulated sugar
- 8 eggs
- 1 tsp. vanilla
- 4 lady fingers
- ½ cup De Kuyper's Triple Sec

You will need two 2-quart, straight-sided baking dishes for this. Butter them and sprinkle with granulated sugar. Set oven heat at 375 degrees. Melt 4 level tbsps. butter in double boiler over boiling water. Add the 6 level tbsps. flour and stir.

Then add hot milk slowly to make a smooth cream sauce. Cook for about a minute, remove from fire and add sugar. Beat well the yolks of the eggs and add, beating thoroughly. Add vanilla and set aside to cool. Split lady fingers and soak in Triple Sec in a covered dish. Just before you are ready to bake, fold in the stiffly beaten whites of eggs. Pour in an inch of soufflé mixture, make layer of lady fingers. Repeat, ending with soufflé.

Set baking dishes in a pan of hot water and bake for about 45 minutes or until top is puffed and brown and a straw comes out clean. Serve at once with sauce made with same liqueur. Serves 8.

COOKBOOK GUIDE

It's much more fun to cook if you have a good library of cookbooks for reference, and for guidance in planning interesting menus. Herewith some suggestions for your kitchen literature.

Woman's Home Companion Cookbook, P. F. Collier & Son, \$2.50. A basic cookbook that covers all you need to know.

Lunching and Dining at Home, by Jeanne Owen, Alfred Knopf, \$2.50. War brides and kitchenette owners should read this.

The Escoffier Cookbook, by A. Escoffier Crown Publishers, \$2.50. For the connoisseur and gourmet.

Magie in Herbs, by Leonie de Sounin, M. Barrows, \$2.00. To spice up your cookery.

Russian Cookbook for American Homes, Russian War Relief, Inc., \$1. For unusual dishes.

How to Cook a Wolf, by M. F. K. Fisher, Duell, Sloan & Pearce, \$2.50. If you want to dine well on nothing.

Home Canning for Victory, by Ann Pierce, Barrows, \$1.50. If you are patriotically planning to do your own preserving and canning.

Sweets Without Sugar, by Marion White, Mill, \$1.25. For coping with the sugar rationing situation.

Food 'n' Fun for the Invalid by Florence La Ganke Harris and Dorothy Ridler, Barrows, \$2. Invalids need coddling, especially at mealtimes.

Thrifty Cooking for Wartime, by Alice B. Winn-Smith, MacMillan, \$1.50. Fight the war in your kitchen. All these books are at Brentano's.



THE SYMBOL OF ROYAL DOULTON



THE CHELSEA ROSE

Royal Doulton Bone China combines an appearance of delicate translucency with amazing durability. The feel and the ring tell you instantly of the difference between Royal Doulton and undistinguished wares. . . . Instant acclaim has greeted *The Chelsea Rose*—with its floral center typical of Old English design and its flutings, reminiscent of old silver.

The Royal Doulton Symbol covers a wide range of Bone China and Earthenware table patterns, as well as figurines and animal subjects of many types. . . . Write for the name of your nearest dealer. Enclose 10¢ if you want a fully illustrated booklet—including correct table services.

WM. S. PITCAIRN
CORPORATION
Sole American Agents
212 FIFTH AVE., NEW YORK

SAVE UP TO 1/2
on *Lovely* BROADLOOM
RUGS



Send us Your
OLD RUGS
Carpets, Clothing

WE DO THE REST! It's All So Easy: your materials are picked up at your door at our expense by Freight or Express and rushed to the Olson Factory where we shred, merge, sterilize and reclaim the valuable wool and other materials in them. Then we bleach, respin, redye, reweave—and

In One Week you can have colorful, modern, deep-textured OLSON BROADLOOM RUGS like these that are woven **Reversible** for double wear and luxury.

"Buy Carefully, Waste Nothing," says Uncle Sam. You do both when you get beautiful, durable Olson Rugs.

OLSON FACTORY TO YOU

Your Choice of 61 Early American, 18th Century floral, Oriental, Texture and Leaf designs, Solid or Two-Tone colors, soft Tweed Blends, dainty Ovals. The correct size for any room—

Seamless up to 16 ft. wide by Any Length

You Risk Nothing by a Trial. Our 69th year. Two million customers. We have no agents.

Write Today for big Olson catalog—40 pages of rugs and latest model rooms.
Chicago New York
San Francisco

Mail Coupon or 1c Post Card

FREE BOOK IN COLORS

OLSON RUG CO. Dept C-53
2800 N. Crawford Ave., Chicago, Ill.
Mail big Free Olson catalog of rugs, decorating helps, model rooms to:

Name.....
Address.....
Town.....State.....

THE GARDENSIDE'S BOUNTY

WEEDS in the garden are, generally speaking, not desirable. Unfortunately unless you have a new kind of garden you are bound to have weeds and might as well make the best of it. Many of them are beautiful, from the lowly dandelion to the stately mullein, if you can manage to look on them with an impartial eye. Furthermore quite a few of them can be eaten. They are not just edible but constitute a real addition to the menu.

My grandfather introduced me to weeds as comestibles at an early age. He was continually prowling about the farm to find new things to try or new sources of things we had tried and found satisfactory. His vegetable garden was the neatest for miles around; on the other hand it contained more weeds than any garden I have seen before or since.

This was simply because he refused to pull out any edible weed and, my mother insisted, actually imported some from the countryside. The space between the rows was immaculate but weeds were allowed a more or less free rein among the vegetables themselves.

Weeds as favorites

Chickory and dandelions were two of his favorites. In the morning he almost always had a blue chickory flower in his buttonhole but maintained that he just picked them because he was afraid they would go to seed and blow over into my mother's adjoining vegetable garden. This blowing over of weed-seeds was a source of friction which reached its climax when my grandfather planted the asparagus bed along the dividing line solid with dandelions.

My mother was incredulous next spring when she found out what had been done but she kept her head and conceived a masterpiece of diplomacy; the dandelion patch could remain if her garden was kept free of weeds. This was a happy arrangement all round as I was hired to do the weeding at 10c an hour. The dandelions did not injure the asparagus further than to make it hard to find but they did produce one of the most startling displays I have seen in any garden, a solid sheet of gold one hundred feet long and ten feet across. Very few went to seed since my grandfather had sown them particularly to make wine from the blossoms. The wine is pale amber with a delicious tangy flavor.

As a spinach-improver

Young dandelion leaves are excellent for salad alone or mixed with lettuce. Cooked in liberal amounts with spinach they take away from the latter that characteristic known to the spinach-haters as "blah" or worse. My grandfather went through a regular routine if plain spinach appeared at the table. He would frown slightly, purse his lips in gustatory thought and then start spiking it with items from the row of condiments in front of his plate. He used vinegar, granulated sugar and his beloved home-made horse-radish. This upset my mother—not that she cared whether he ate spinach or not, but it was the example it set me.

Dandelion roots may be cooked with greens to advantage. This led my grand-



Happlewhite
Poudre

This charming Dressing Table is from a distinctive new Hallmark Quality group, adapted in Mahogany from Historic Originals. (\$39.95 f.o.b. factory.) Beautiful new 64-page Booklet showing hundreds of other superbly styled pieces in Traditional, Early American and Modern is yours for the asking at Wards nearest Retail Store or Order Office. Otherwise, send 10 cents in Coin for Booklet to Dept. HG-3, Montgomery Ward, Chicago.

Hallmark
QUALITY FURNITURE

MONTGOMERY WARD & CO. • CHICAGO, ILL.

MYERS'S VICTORY COCKTAIL

THREE SHORTS AND A LONG

That's the way to make the new "V for Victory Cocktail".

- Juice of one lime
 - Half teaspoon of sugar
 - A drop of bitters
 - A full jigger of Myers's Rum. Mixed with plenty of ice.
- For that wealth of flavour...

The Rum Must be
MYERS'S

"Planters' Punch" Brand
100% FINE MELLOW JAMAICA
97 PROOF

For new free Rum Recipe Book write
R. U. Delapenha & Co., Inc.
Agents in the U. S. A.
Dept. EN-3, 57 Light St.,
New York



father to say that dandelion was a most valuable plant because every part of it could be used. When I asked what about the seeds, he said they could be planted to produce more dandelions.

Lambs quarter or goosefoot, *Chenopodium album*, is probably the best known of the wild pot herbs. It is as bland as spinach and, according to my early training should be mixed with dandelions or sourdock, another excellent plant on the sharp side. The silvery leaves of lambs quarter are best gathered when six or eight inches high. You are almost certain to have it appear in your vegetable garden or any place where the ground has been cultivated. Sourdock has long, strap-shaped leaves close to the ground. Like most all other wild or cultivated vegetables it is better when gathered young.

Use common plantain

The common plantain, *Plantago major*, which delights in spoiling the appearance of lawns but is not adverse to invading more cultivated spots, does not make bad greens. Due to its very high calcium content a tea made from it is reputedly good for the teeth and to fortify bleeders against their peculiar malady.

The tender leaves of chickory are excellent for greens. This is another plant useful in more than one way, the basal leaves for salad, the roasted root as a substitute, adulterant or flavoring for coffee. It is not a native but a European refugee which has escaped over most of the country. I have seen New England pastures almost solidly blue with it.

One that almost got away

One weed that almost got out of my grandfather's control was pusly, that little *Portulaca aleracea*, with the red stems and fat leaves. Every gardener knows and hates it. We had been weeding it out for years when my grandfather suddenly discovered that it was good to eat and decided to let it go.

The tender young shoots were good in salad but, as a statistician would say, we had enough in no time to supply a city the size of Cleveland, basing the figure on home consumption. The vegetable garden was covered with a reddish haze. I was the shock troop called in to suppress this enemy at 10c a basket. Never get involved in a deal like that against pusly; there is always plenty of it ingratiatingly easy to pull but in the warm sun it wilts down in the basket into a sort of mush. To get one basketful of this limp stuff is almost an afternoon's work.

Another favorite plant of my grandfather's was the milkweed. The young shoots are cooked and served like asparagus. The foliage when it first opens, before the milky sap has come up, is good for greens. With the milkweed, near a fence at one side of the vegetable garden, flourished a quantity of pokeberry whose tender shoots are also a good substitute for asparagus. The root, grown stalk and berries are poisonous but the shoots are harmless if cut near the surface of the ground. As I have mentioned we had a large asparagus bed but these two plants were a welcome variation as the taste is quite different. I don't recall they put up new shoots after being cut but I think they must because there

(Continued on next page)

THE GARDENSIDE'S BOUNTY

(Continued from page 78)

were always some that we let mature.

There was a great tangle of creeping blackberry in front of this fence which made walking barefoot very trying. The fruit was smaller than that of the tall kinds but sweeter. Although there was never enough for preserving we frequently served it on the table with sugar and cream.

My remarkable sister

On the lower end of the fence where the ground was more moist clambered that beautiful vine the nightshade, *Solanum dulcamara*, "deadly nightshade", we called it because it is poisonous although not as much so as its relative *S. nigrum*. Because of its attractive foliage, lavender flowers and clusters of brilliant red berries, it was allowed to ramble at will.

Once when weeding the edge of the vegetable garden and supposedly watching my baby sister I looked up to find her calmly eating the deadly nightshade berries. A quick glance at the empty stems showed me that she had put down quite a few. There was no one home so I took her up to the house and tried to get her to drink a glass of milk which I had heard was an antidote. She absolutely refused even when tempted with a cookie. After she had wheedled the cookie woman-fashion we sat down to await results. There weren't any. I have stood a little in awe of my sister ever since.

One Spring day an old friend of my grandfather's telephoned from town. They hadn't met for ten years so my grandfather invited him out to lunch the next day. This rather upset the household as the gentleman was described as something of a world-wandering gourmet who had enjoyed all the most exotic dishes in such places as Calcutta, Rangoon, Shanghai.

Quality not quantity

Now my mother set a very good table but she was not up on gourmets. My grandfather explained that with gourmets it was not quantity but quality and originality that counted. If a gourmet could get the food down at all and didn't know what he was eating he was thoroughly satisfied, said my grandfather. Furthermore he himself would plan and help prepare the whole meal.

The cook groused that she did not like my grandfather in the kitchen because his heavy tread made her bread fall, but I suspect that this was just an act because he used to bring her wild ginger for her rheumatism and enough other simples to satisfy any hypochondriac. Sometimes I would come upon them seated at the kitchen table discussing the miseries of lumbago and sipping spicebush tea, my grandfather always with a slab of chocolate cake before him.

Anyhow, the meal was a great success. Our guest whom my mother and I had pictured as a lean military man with a limp from the Boer War turned out to be fat and jolly. He enjoyed everything.

The menu follows: First there was onion soup, utilizing an Allium that grew at the edge of the garden, probably, *A. cernuum*. The bulbs had been

★ MARYLAND'S
AMBASSADOR OF GOOD CHEER

**NATIONAL
PREMIUM
BEER**

Brewed and bottled by
The National Brewing Co. of Baltimore, Md.

**NEAT 'N' TIDY
PINETTE**

Stunning • Stylish • Smart

A darling combination of an Apron and a Pinafore. It's new, slimming, flattering—with bright, scalloped rick-rack running down the full skirt. Fashioned of lovely lawn in white and pastel shades. Retail for . . . \$3

L. NACHMAN & SONS
1230 ARCH STREET • PHILA., PA.

boiled before frying to tone down the flavor. Two rabbits who had fattened off my mother's crocuses all Spring contributed, when mixed with morels, small mushrooms that grew around a stump in the garden, to a deep dish pie.

With this we had milkweed under hollandaise and wild crabapple chutney which would have scorched the tonsils of any sahib in India. There was dandelion wine. A salad followed composed of young dandelion leaves and watercress from the stream with homemade tarragon vinegar in the dressing. Then there was chickory coffee with wild cherry brandy.

All this time my mother had been trying to lead the conversation around to out of the way places where strange dishes were served as a matter of course, but my grandfather would always interrupt with some remark about the farm or the good old days. When he departed shortly after lunch our guest said that he had never had such a delicious meal although he had eaten all over the eastern seaboard from Florida to Maine. My grandfather explained later what he had not had a chance to before, that this was not the gourmet at all, but another old friend. He had got the names mixed.

WALTER BEEBE WILDER

QUESTION. Can you plant a vegetable garden on a plot that was formerly a pine thicket? The ground is covered with a growth of medium-sized pine trees and accumulated pine needles.

ANSWER. It is important not to waste seed and it is useless to attempt a vegetable garden unless the trees can be completely cleared out to allow direct sun for at least half a day, and the acidity neutralized.

First get rid of the trees, scrape the needles away and work in plenty of lime and rotten manure. Sow a cover crop of Winter rye and toward the end of the Summer turn it under. Re-sow and in the late Fall turn it under and leave the ground exposed. By next Spring the plot should be ready.

DECORATING BOOK

THE A. I. D. 1942 ANNUAL, by American Institute of Decorators, New York City, \$5.

The first annual of the A.I.D. is a vital record of the members' activities in the decorating world during the past year and at the same time it presents all the artistic ideals and human values for which they stand. Ideals for the decoration of the future are also stressed in the articles: "Design for Peace" by Walter D. Teague; "Building a Better Britain" by Alfred C. Blossom, M.P., Fellow of the Royal Institute of British Architects; "Future Furniture" by Charles M. Stow, as well as "South American Influence on North American Design" by Reynaldo Luza.


The book includes informative articles on textiles, leather, lighting and color, all written by experts in their respective fields. There's a yardage table for broadloom, data on designing closets, tips about handling drapery fabrics and many other tricks of the trade. Not the least of all these attractions is the 20-page portfolio of interiors, illustrating the best in modern and period interior decoration.

HOW DID THE ANIMALS
GET THEIR NAMES?
ORANGUTAN
means literally
WILD MAN!

THE name *orangutan* comes from the Malay words *orañ*, "man," and *utan*, "wild." *Rhinoceros* means "nose horn," from Greek *rhis*, *rhinos*, "nose," and *keras*, "a horn." *Dromedary*, originally a camel of unusual speed, comes from Greek *dromas*, "running." Its habit of honeycombing the earth with tunnels gave the *gopher* its name, which is from French *gautre*, "honeycomb." You will find hundreds of interesting word origins in

WEBSTER'S NEW INTERNATIONAL DICTIONARY, Second Edition The Merriam-Webster

These colorful word histories are only one feature of this greatest of all knowledge books. Its completeness makes it truly the *Foundation Book for Home Education!* The more questions you and your children bring to it, the more you will be amazed at the range and scope of the information furnished by its hundreds of encyclopedic articles, the work of over 200 outstanding authorities. Many subjects are covered in greater detail than in any other reference book. It seems almost unbelievable that such a vast fund of knowledge could be packed into one book!—a book that tells you everything you want to know about words, 600,000 of them, 122,000 more than in any other dictionary. 12,000 illustrations. All this makes it truly "the Supreme Authority"—on every branch of thought and activity. You have long wanted this great question answerer; now is the time to get it. Ask any bookseller or stationer to show you the *genuine Webster—the MERRIAM-Webster—identified by the circular trade-mark.* Mail the coupon for free illustrated booklet of interesting Word Origins to G. & C. Merriam Co., 215 Federal St., Springfield, Mass.



Advt. Copyright
by G. & C. Merriam Co.

MAIL THIS COUPON for FREE ILLUSTRATED BOOKLET OF INTERESTING WORD ORIGINS

G. & C. Merriam Co.,
215 Federal St., Springfield, Mass.

Please send me free booklet—"Interesting Origins of English Words," and information about Webster's New International Dictionary, Second Edition.

Name.....

Address.....

LOOKING AROUND

A brief guide to current events
that are taking place
in the House & Garden fields

GARDENS

BROOKLYN BOTANIC GARDEN

1000 Washington Avenue, Brooklyn, N. Y. Conservatories and buildings open daily 10-4. Gardens 8 to dusk. March is none too soon to plan that new garden, so do take advantage of some of these new Spring courses. A practical gardening course for beginners runs Wednesdays from Feb. 24 to March 24 at 10:30 a.m. Fee \$8. "Gardening for Victory" runs every Friday from March 5 to April 2 at 10:30 a.m. No fee. "Gardening for Food and Vitamins" occurs on Thursdays, March 4 to April 8 at 10:30 a.m.

If you can't get to the Garden during March, there are broadcasts on alternate Fridays at 3:30 p.m. March 5, "Planning the Vegetable Garden"; March 19, "Seeds to Choose for the Children's Garden"; April 2, "Planting the Vegetable Garden". These radio programs are given over Station WNYC (830 kc).

NEW YORK BOTANICAL GARDEN

East of 200th St. and Webster Ave., Bronx Park, N. Y. Conservatories and buildings open daily, 10-4. Gardens 8 to dusk. Good news indeed that the disastrous fire in one large propagation greenhouse will have no effect on future displays of Spring-time favorites in the conservatories.

A new course on the all-important subject of Vegetable Gardening meets Mondays, March 7 through April 5, 8-10 p.m. Fee \$10. Free illustrated lectures are given Saturdays at 3 p.m.: Feb. 27, "Thirst-Quenchers for the Duration"; March 6, "Plant Life Through Changing Seasons"; and March 13, "Herb-Growing in the Home Garden".

NEWARK MUSEUM

Washington Park West, Newark, New Jersey. Daily, 12-5:30 p.m., Thursdays, 7-9:30 p.m., Sundays 2-6 p.m. Closed Mondays. The March exhibition of all theaters of war takes in articles used by the peoples of the Pacific Islands, Africa, Alaska, India and China, so no matter where your particular soldier is sent, you can get some idea of the surroundings he may have to orient himself to. The current exhibition of Soviet War Posters will remain until March 20. On view until March 12, modern sculpture by Malvina Hoffman.

THE FRICK COLLECTION

1 East 70th Street, New York City. Daily 10-5, Sundays 1-5. Closed Mondays. A beautiful old New York house, one of the finest of its kind, furnished with works of art and original 18th century furniture just as its owner left it. Illustrated talks on the schools and masters in the collection are given Wednesdays and Saturdays at 3:00 p.m. March 3 and 13, El Greco, Velasquez and the Spanish Portrait; March 6, Satire and Caricature in England, Hogarth; March 10 and 20, Watteau and Fragonard; March 17 and 27, Hals and Van Dyck; March 24, Constable and the English Love of Nature; and March 31, French Portrait Painting from Fragonard to Chardin.

SHOPS

PAUL BRY

204 East 57th Street, New York City. You may know 57th Street, but you haven't seen everything till you visit this intriguing new shop! You'll see tile-topped coffee tables, portable bars, a pickled oak and green leather buffet, and even a smart looking "mobile kitchen unit" on which to cook in the living room.

For a tiny apartment where space is limited but guests are limitless, there's a long narrow mahogany console table which may be set for dinner before cocktails are served. By pivoting, you can make both ends meet and it will seat eight. Swing only one end around to an "L" shape, and it acts as a bar and buffet service. This is no barrack-house modern but of sound construction and designed with distinction for the purpose at hand.

At the top of the amusing spiral stairway are shelves of forms and molds, about to be baked in the small kiln or turned on the potter's wheel. Metal lamp bases, too, will be replaced by ceramics with their fascinating fluid coloring.

HOBBY SHOP FOR WOODWORKERS

155 East 88th Street, New York City. More than one fuel-chastened country dweller driven to the city may have had to leave behind his cellar work room but here he can continue his pet hobby and is welcome to use workbenches and woodworking tools, both hand and power. Chessboards, bookshelves, end tables, and woodcarvings are just a few of the articles which have been made, many by novices. Instruction, if desired, is given by Mr. Henry Suomala, a skilled craftsman and trained teacher.

The shop is a non-profit venture but there is a charge of about 60c an hour for maintaining the tools and work room. Working hours can usually be arranged at the convenience of the individual. There's a deep satisfaction that comes from working with the hands and it's a tonic to harassed nerves and too much pondering on the war.

REPAIR SERVICES

SUNDIAL WATCH SHOP

20 West 47th Street, New York City. Expert watch repairing, specializes in mending antique or modern clocks.

ENTERPRISE CLEANING AND DYEING
1315 Third Avenue, New York City. Specialize in cleaning draperies, slip-covers and carpets. Dye work, too.

HERZBERG'S FINE ART DYEING INC.
515 West 26th Street, New York City. Clean and dye old fabrics or new, also make drapery fabrics flame-proof.

W. & J. SLOANE

Fifth Avenue and 47th Street, N. Y. C. Sloane's will repair rugs, re-weave, enlarge or restore colors in Orientals. They also refinish furniture and remake bedding.



INVEST FOR PERMANENCE

First, of course, you will buy War Bonds. Next, when you buy furniture, you will seek another sound investment. Baker furniture is then your best choice. Its worth and beauty are permanent.

Baker Furniture, Inc.
CABINET MAKERS

10 MILLING ROAD, HOLLAND, MICHIGAN

Makers of America's Finest 18th Century Reproductions

For your "Guide to English and French Furniture" send 25c to Dept. A43.

Spode THE FINE ENGLISH DINNERWARE



ROMNEY
Service for 4 people
20 pieces \$36.01

The center of home hospitality is a lovely table sparkling with the beauty of your Spode. Select your pattern at your local stores or write for Booklet 37.

Wholesale distributors

COPELAND & THOMPSON, INC., 206 Fifth Avenue, New York, N. Y.

Prices are subject to change

BRITISH CRAFTSMANSHIP AT ITS BEST

MUSEUMS

MUSEUM OF MODERN ART

11 West 53rd Street, New York City. Daily 12-7, Sundays 1-7. Movies 3 p.m. and 5:30 p.m. daily. Exciting Modern from colorful Brazil is being shown in the inspirational exhibition, Brazil Builds. Huge photographs, architectural renderings and blueprints as well as a continuous screen projection of 48 color slides show not only modern buildings but some of the beautiful old houses with their baroque doorways and elaborate gold-encrusted interiors.

Also on view are the prize-winning articles selected from the competition of designs in therapy for disabled soldiers and sailors. Both exhibits close March 7. In a special exhibit, Americans 1943, paintings of some of the younger American contemporaries will be shown until March 14.

METROPOLITAN MUSEUM OF ART

Fifth Avenue at 82nd Street, N. Y. C. Daily 10-5, Sundays 1-6. In interesting contrast to the colorful exhibition of artisan portraits of Imperial personages during the Ch'ing Manchu period, closing Feb. 28, comes the exhibition of sixty modern paintings by fifteen outstanding Chinese artists. They depict traditional Oriental subjects and ideas but with a subtle newness and vigor, and symbolize the unceasing courage and development of modern China even in the face of devastating war and Japanese fury. On view until March 14.

Until the end of March there will be an exhibition of decorative arts of India.

MUSEUM OF SCIENCE AND INDUSTRY

30 Rockefeller Plaza, New York City. Open daily 10-10 p.m. Admission: adults 28c, children under 16, 11c. In planning post war housing, improved communications and general speeding up of all transportation facilities will make it practical to build new communities away from crowded cities. A section of the famous General Motors Futurama now on display aptly illustrates this, so don't miss visiting it again.

Aside from the constantly changing scientific exhibitions of war materials, bomber parts, etc., there are several sections of special interest to the home owner, such as the famous Morrison air raid shelter now being used by countless thousands in Great Britain; and the amazing powdered chemicals which will extinguish even a flaming bowl of naphtha or gasoline.

WHITNEY MUSEUM

10 West 8th Street, New York City. Daily 1-5. Closed Mondays. A regional exhibition of paintings by Chicago artists selected by the Art Institute of Chicago opens March 2. Until April 3.

CHOOSE YOUR FRUIT

(Continued from page 61)

making it one of the best for extending the season and for locations where frosts come before Concord is ripe. Ten days later is Fredonia, also a blue grape of Concord type. Ripening with Fredonia is Seneca, a yellowish green variety of exceptional quality. It will keep longer on the vine and in the fruit cellar than any other early grape. Ontario and Portland are two other green grapes of the same season. The latter possesses the foxy flavor that is associated with Niagara and many who prefer the eastern type of grape will want this variety. Another newcomer among the blue grapes is Buffalo which ripens ten days or more before Concord, is of fine quality and keeps unusually well on the vine. Buffalo is the writer's favorite grape.

With the early varieties out of the way, the old favorites, Delaware, red, Niagara, green, and Concord, blue, come into their own. If only one grape is to be grown Concord is first choice by reason of its reliability and usefulness in the kitchen. Its quality is not the best, but everyone likes it.

Later varieties


The later varieties need a longer growing season than Concord and should not be planted unless frosts hold off for at least two weeks after it is ripe. Sheridan is a very handsome blue grape with large compact clusters and may be kept until Christmas in the fruit cellar. Golden Muscat, as its

name indicates, is the most striking and one of the highest quality of all hardy eastern grapes. It has the largest berries and clusters of any variety except the California varieties, but does not keep and ship well. The best late keeping red grape is Yates.

In northern New England, northern New York and similar areas, the very hardy Beta and Janesville may be grown, or the early varieties listed above may be laid down and covered with earth for winter protection. From North Carolina southward, Beacon and Carman, black, Brilliant, red, Wapanuka and Hidalgo, white, are suggested. In this region the Muscadine varieties, Scuppernong, Thomas, James, Eden, Flowers and Mish are at home. In California and the warmer adjoining states the European type of grape is grown. Thompson Seedless, Ribier, Muscat of Alexandria and Emperor are standard varieties. Muscat Hamburg is a fine variety in this group.


The stone fruits are less satisfactory for the fruit garden than the small fruits and grapes, but with an occasional spraying may be grown with fair success. Peaches are desired by everyone and, if one is not too squeamish and overlooks a few worms, much good fruit may be produced in a small area. Halehaven is the best if there is room for only one tree. Golden Jubilee and Elberta are earlier and later. Still

(Continued on page 88)



PEACH—GOLDEN JUBILEE APPLE—EARLY MCINTOSH NECTARINE—SURE CROP
 PEAR—GORHAM APPLE—LODI APPLE—MACOUN
 GRAPE—GOLDEN MUSCAT RED RASPBERRY—TAYLOR GRAPE—VAN BUREN


HELP THE WAR EFFORT . . . and do it enjoyably



\$200—without yard (for about 30 hens)



\$104 (6' x 8')



\$14.50 (3' x 5 1/2')

- A Hodgson Poultry House—for "home-grown" eggs and poultry!
- A Hodgson Tool House—for your vegetable "war garden"!
- A Hodgson Hot-bed—to start your plants early!
- A Hodgson Birdhouse—to house those friendly insect-destroyers!
- A bright new Hodgson Kennel for helpful Hector!
- A Hodgson Playhouse to keep the children happily occupied!

YOU'RE aiding your own and the nation's food supply—and getting healthful relaxation besides—with useful home-life accessories like these to interest you.

Hodgson prefabricated products are beautifully and sturdily made by honest New England craftsmanship. They come in completely finished sections that are easy to assemble (no special skill required). We start shipments promptly. Even Hodgson Houses and Cottages are purchasable under Government regulations.

• WRITE FOR FREE HODGSON CATALOG Q-1, showing many types and sizes in all the above items. (Mention those in which you are most interested.)

VISIT THE HODGSON INDOOR EXHIBITS at our New York or Boston address. See a completely furnished 7-room house and other Hodgson products.

E. F. HODGSON CO., 730 Fifth Avenue, New York City
1108 Commonwealth Avenue, Boston, Mass.

HODGSON HOUSES

Residential • Camp • Garden • Tool • Poultry • Birdhouses and Feeders • Kennels • Greenhouses • Playhouses

PUT A CEILING ON YOUR HEAT LOSSES

BE COOLER IN SUMMER AT NO ADDITIONAL COST

CHAMBERLIN ROCK WOOL INSULATION

It's patriotic to save fuel for War. It's good old American common sense to save money and be more comfortable than ever before. Nearly 20% of your heat goes out through the roof alone, enough to waste an entire winter's fuel supply in just a few years. Put a ceiling on this needless waste by having Chamberlin Rock Wool Insulation pneumatically installed in the roof or attic of your home by a local or nearby Chamberlin factory branch. Your Government assures you that this is one way to conserve fuel NOW—before winter comes again.

KEEPS OUT SUMMER'S HEAT—GIVES YOU A COOLER HOME


The same Rock Wool that saves fuel also keeps your home 8 to 15° cooler in summer. It eliminates those bake-oven bedrooms. Chamberlin Rock Wool also retards the spread of fire. Write today for full low cost details and 3 year monthly payment plan.

CHAMBERLIN METAL WEATHER STRIP CO., Inc.
1385 LaBrosse St. - Detroit, Mich.

Send me U. S. Government data on fuel savings. Also, a free estimate on Weather Strips Rock Wool Storm Sash Calking.



Name _____
 Address _____
 City _____ State _____



Combining New-World beauty with the age-old worth of true china . . . blending the culture of the democratic tradition with the classic art of aristocratic eras . . . Syracuse True China is truly American — a china made to America's standards of taste and quality.

Test It This Way

Hold a plate of Syracuse True China to the light; see your hand through it. Tap it; hear its clear, musical ring. That's the age-old test of true china. It proves that the ware is thin, high-fired and perfectly shaped. And Syracuse True China — more than most chinas — is highly resistant to chipping and cracking. You can use it for every-day. Write for folder HG-M showing 31 lovely patterns in full color.

Made by Onondaga Pottery Company, Syracuse, N. Y.

**KEEP HIM HAPPY
SEND HIM
A GAME A MONTH**

*It's the kind of pastime
the boys most enjoy*



**Fascinating GAMES
Each in Pocket Edition
Size - Ready for Mailing**

Chess, checkers, backgammon, cribbage, solitaire — all the favorite games, plus new intriguing puzzles, each a perfect gem for hours of relaxation. The ideal remembrance for men in service. Arrange with your dealer to send him A Game A Month — he'll be one of the happiest boys in camp! At better stores everywhere; 75c and \$1.00.


Demand the Genuine

DRUEKE pocket-size games are the original; made of solid hardwood, beautifully finished, with concealed sliding drawer to hold rules and playing accessories. Folding, durable leatherette jacket. Miniature in size, but BIG in quality.

If it isn't a DRUEKE
POCKET GAME, it
isn't the original

WM. F. DRUEKE & SONS
GRAND RAPIDS, MICHIGAN

MAKERS OF
DE LUXE CHESS SETS
and OTHER FINE GAMES



GOOD GROUND COVERS

**Herb Saltford names a number of good cover plants
and discusses their important points**

PEOPLE often ask me why grass will not grow under trees. And that always leads us into a discussion of the whys and wherefores of grass and the various grass substitutes.

Of course the answer to the lead question is that any good grass, or grass mixture, which prefers shade, will grow in shade of almost any density, providing it has sufficient food and moisture. Thus it is apparent that an attempt to grow grass in the shadow of a tree poses a problem, for it is necessary to first satiate the tree's hunger and thirst in order to give the grass a chance.

Since this is often hardly worth the effort in time, energy and expense, a substitute for grass may be advisable. And here is the point where we enter the topic of ground covers, a subject that will lead us far astray from the original problem of shade under trees.

True, a good ground cover on that shady patch about a tree is just the thing. But what is a ground cover, anyway? It is obvious that, having already strayed so far from the original subject of grass in the shade, we might easily stray entirely out of bounds if we should fail to clarify the meaning of the term ground cover. This, therefore, is defined as a term applied to a plant or group of plants of special value for covering the ground, particularly beneath trees, or on banks where the cost of maintaining grass in good condition is excessive.

To name all possible plants that might fall into this category would require a book. So for the sake of space, let us confine ourselves largely to plants for difficult spots, with emphasis on spots subjected to shade, since most plants that will grow in the sunshine are probably better known and will thrive with minimum attention.

Herbaceous perennials

This group offers endless possibilities. Spurge, *Pachysandra*, is the one most talked of, and is the plant most often used to cover that bare patch under one's favorite big tree. When first set out, the plants are apt to appear too far apart and too scrawny for the job ahead of them, but they soon spread out

to cover the entire area. *P. terminalis* is evergreen, grows 8 to 12 inches tall, and is fairly hardy in New England. *P. procumbens*, attaining a similar height, is mostly deciduous. Interesting effects are obtained by planting shade-loving blooming plants, such as lily-of-the-valley, or other bulb plants, in a patch of spurge.

A less known, but splendid low evergreen for shady locations is the carpet bugle, *Ajuga reptans*. Entirely hardy, and with white, blue or purplish flowers, this is one of the best ground covers for shade.

For embankments

Cypress spurge, *Euphorbia cyparissias*, is another good hardy perennial for use on embankments. Growing to a height of one foot, it bears inconspicuous flowers in umbels, above showy yellowish bracts.

The various varieties of the sun-loving stonecrop, *Sedum acre*, *S. sarmentosum*, *S. hispanicum*, and others offer a wealth of variety. Low succulents, and mostly evergreen, these hardy spreading herbs are widely used in rock gardens and edgings. The white, yellow or red flowers they bear are often rather showy. Another hardy succulent, *sempervivum*, may well be used along with sedums. Its thick leaves, compacted into rosettes, add interesting variety.

Dwarf lily turf, *Mondo japonicum*, a not too well-known evergreen perennial, is fine for forming a sod. It is hardy as far north as New York. Big blue lily turf, *Liriope muscari*, which sometimes passes for *Ophiopogon*, also forms grass-like evergreen mats or sods and bears lilac flowers.

Then there's the charming, spreading moss pink, *Phlox subulata*, hardy to New England, which we see on so many roadside banks in early spring. This plant can easily be overdone, but, employed judiciously, it will pay ample dividends in early color.

The hardy grass pink, *Dianthus plumarius*, is another attractive flowering plant suitable for use as a ground cover. While the foliage itself yields an

(Continued on page 90)

WRITE FOR THIS SWATCHED BOOKLET — it tells you how to get DOUBLE VALUE in Wall Coverings!

AMERSPUN wall coverings offer the "double-value" of beauty PLUS wall protection. Complete details and swatches of the 8 decorator-inspired colors are contained in our AMERSPUN booklet. Send 10c to H. B. Wiggin's Sons Co., Dept. HG-2, Bloomfield, N. J.



AMERSPUN FABRIC WALL COVERINGS
A FAB-RIK-O-NA PRODUCT

MARCH, 1943

ARIZONA

CHANDLER San Marcos Hotel & Individual Bungalows. 250 acres of luxurious playground. 18-hole golf course. Swimming. Tennis. Riding. Robert Foehl, Manager.

PHOENIX Camelback Inn. Vacation here in romantic April to mid-May when desert blooms. Rates lower. Booklet. New York office, BKyant 9-6347.

Hotel Westward Ho. Premier Hotel of the Southwest, in world-famous Valley of the Sun. Midtown with desert resort atmosphere. European plan. Bklt.

TUCSON Arizona Inn. Arizona's foremost resort hotel. Charming garden rooms all with Sun Terrace. Swimming Pool. Tennis. Riding. Sunshine. M. Bennett, Mgr.

El Conquistador Hotel & Cottages. On the desert. 3 miles from Tucson. 100 guests. 120 acre estate. Swimming Pool. Cabanas. Riding. Tennis. Golf nearby.

Pioneer Hotel. Southern Arizona's finest. 250 rooms, each with bath. European. Coffee Shop. Dining Room. Roof Garden. Sun Deck. Sensible rates.

Santa Rita Hotel. 250 rms. Tucson's Social center: Western hospitality & atmosphere. Excellent cuisine: Famous dance bands. Polo. Golf. Nick Hall, Mgr.

ARKANSAS

HOT SPRINGS NATIONAL PARK



Arlington Hotel and Baths

Come, relax at America's favorite Spa and keep fit. Rejuvenating hot springs owned and recommended by U. S. Government for nerve tension, arthritis, high blood pressure, etc. Pine laden air, golf, tennis, riding horses. Bathhouse in the hotel. Best cuisine, tap room, social calendar. For folder and tariffs, address W. E. Chester, President & General Manager.

CALIFORNIA

BEVERLY HILLS Beverly Hills Hotel & Bungalows. Early California charm; thoroughly modern. Continental flavor. Year round social & movie center. Pool. All sports. E.P.

DEL MONTE Del Monte Lodge at Pebble Beach. This world-renowned resort on the famed Monterey Peninsula is doing business as usual.

LOS ANGELES Chapman Park Hotel & Bungalows. Resort-living in Center of City—Hospitality—Entertainment—Swimming—Sports. Information: Harry Ward, Mgr.

PALM SPRINGS Hotel Oasis. "Your Home in the Desert". Quiet Seclusion—Distinguished Clientele—Write—George L. Linde, Manager, for information.

COLORADO

COLORADO SPRINGS Antlers Hotel. Distinguished clientele, skiing, all winter sports. Accessible to everything. Famous Copper Grove for dancing. Frank J. Haberl, Mgr.

Broadmoor Hotel. In shadow of Pike's Peak, sports and social center of the Rockies. Metropolitan luxury, restful relaxation. Write for brochure.

FLORIDA

BOCA GRANDE Boca Grande Hotel. Atmosphere of private estate. Golf course, all sports. Famous for fishing. Rail service, car unnecessary. Floyd Alford, Manager.

DE LEON SPRINGS Ponce De Leon Springs Hotel. Springs famous since 1512. Swimming. A resort hotel of distinction. Excellent bass fishing. Car unnecessary. Rail service.

GEORGIA

SEA ISLAND The Cloister—pledges the best and most in rest and recreation. Golf and all sports. New York Office, 630 Fifth Avenue. Circle 5-8055.

MARYLAND

BALTIMORE The Belvedere. Baltimore's Finest Hotel acclaimed everywhere for its spacious rooms, unexcelled service and superb cuisine. Ideally located. \$3.50 up.

MISSOURI

KANSAS CITY Bellerive Hotel, Armour Blvd. at Warwick. Refined atmosphere. Zephyr Lounge. French Cuisine. Garage. Trans. or Perm. Endorsed by Duncan Hines.

NORTH, SOUTH, EAST, WEST... In Whatever Direction your travels may take you, you can find on this page reliable suggestions as to where you can stay—for a night or a week.

HOUSE & GARDEN'S TRAVELOG

A directory of fine hotels and resorts



If you want further information about the hotels or resorts listed here, write House & Garden's Travelog, 420 Lexington Ave., New York City.

NEW YORK

NEW YORK CITY Allerton House for Women. 57th St. and Lexington Ave. New York's most select hotel for women. Friendly atmosphere. Rates: wkly. \$10.50 up, daily \$2.

The Barbizon. Lexington Ave., 63rd St. New York's most exclusive hotel for young women. Cultural environment. Weekly \$12 up. Daily \$2. Booklet "HG".

The Beekman. Park Ave. at 63rd St. Leisurely living in an atmosphere of refinement, every measure of comfort and the convenience of a smart location.

Beekman Tower—49th St. at East River Drive. Overlooking River. Smart location. 400 outside rooms. Near shops, theatres, business. From \$2.50. Booklet "HG".

Beverly Hotel. 125 East 50th. Just East of Radio City. Large rooms and closets. Serving pantries. Single \$4, double \$6, suites from \$8. Booklet "HG".

Gramercy Park—Famed hotel at legendary private park. Rendezvous of nation's great. \$4. single. \$6. double. \$8. suites. Weekly, monthly. Booklet "HG".

The Grosvenor. on Convent Lower Fifth Ave. at Tenth Street. Single from \$4., twin beds from \$6. Suites with pantry from \$150. monthly.

Henry Hudson Hotel. 353 W. 57th St. 1,200 rooms with bath. Special floors for women. Daily \$2.50 up. Weekly \$12.75 up. John Paul Stack, Manager.

NEW YORK CITY



The Plaza

An unusually quiet location, facing Central Park at 5th Ave. & 59th St. Spacious rooms from \$6 single, \$8 for 2 persons. Suites are from \$12. Attractive rates by the month or lease. Popular Persian Room features dancing & entertainment at dinner and supper. The Plaza is known the world over for its traditionally fine atmosphere. Henry A. Rost, Pres. & Managing Dir.

NEW YORK CITY

Hotel Seymour. 50 W. 45th St. Near Fifth Ave., theatres, shops, art galleries, Radio City. Refined surroundings. \$4 single; \$5.50 double; Suites \$8.

NORTH CAROLINA

ASHEVILLE Battery Park Hotel. Special weekly & monthly rates, Nov. thru Mch. Cheerful lounges & dining rms. Comfortable bedrooms. Request folder "D" & rates.

SOUTH CAROLINA

AIKEN Hotel Henderson. Outstanding winter resort of the mid-south. Ideal climate, all outdoor sports. Excellent accommodations at moderate rates. Booklet.

Where Can You Stay? That's the question every traveler is asking these days. Many a helpful answer can be found right here on the pages of the Travelog.

WINTER SPORTS

NEW HAMPSHIRE

HANOVER The Hanover Inn at Dartmouth College. Good train connections. Skiing and skating. Ski School. Booklet. Peggy Sayre, Acting Manager.

CANADA

LAURENTIAN MTS.—STE. ADELE, P.Q. Ste. Adele Lodge—Laurentian's newest resort. 82 bedrooms, sundecks, sunrooms. Hills 40', 80'; four ski-tows. Lighted rinks. Distinguished clientele.

LAURENTIAN MTS.—ST. JOVITE STATION, P.Q. Gray Rocks Inn. Good snow; fast downhill or gentle slopes, cross country and 125 miles of ski trails. Premium on U. S. funds. Write for folder. References.

CANADA

LAURENTIAN MTS.—Ste. Marguerite Sta., P.Q. The Alpine Inn—Log construction, two towers, famous Mount Baldy Speedway, 50 mi. trails, newly cut & marked. Ski school. Bklt. Or phone N. Y.: BR 9-6348.

QUEBEC Chateau Frontenac and old Quebec for honeymoons and furloughs. Winter Sports. Famous Parallel Technique of Ski Instruction. Special Weekly rates.

DUDE RANCHES

TEXAS

HUNT Waldemar Guest Ranch—In Guadalupe Mts. 85 mi. W. San Antonio. Riding, tennis. Fine food, relaxation. Season Jan.-Apr. Distinguished clientele. Bklt.

SAN ANTONIO Gallagher Ranch. Sprawling, modern hacienda headquarters on vast cattle ranch. Year round. Excellent meals. Central heating. References exchanged.

AN INVITATION... The Hotels and Resorts listed here invite you to send for their brochures, or write for any specific information you wish. You'll receive a prompt reply.

What Hotels and Resorts are open now? You'll find answers in these Travelog columns. Or, if you like, send your questions to the Condé Nast Travelog Dept.



Extra reasons for a home of your own in MAINE

THERE are sound financial reasons why it is a good idea to buy a home in Maine. But aside from the investment—there are more personal reasons. Contentment is one of them. Generations of friendliness make you welcome. Maine beauty and climate are good for the soul.

There is a perfect home waiting for you in the Pine Tree State. It may be in a neighborly Maine village. It may be a little farm or a cottage in the mountains or by the sea. Our job is to help you find it. You are welcome to use the official list of Maine real estate to help you choose.

HAVE THE TIME OF YOUR LIFE IN MAINE! MAINE DEVELOPMENT COMMISSION Dept. 671, State House, Augusta, Maine I am looking for a home in Maine. Please send me information. Name Address City State



California produces some delightful White Wines

In the white wines we growers have been shipping to market of late are some highly interesting, highly commendable qualities. We believe you'll enjoy them.

Your wine merchant has these white wines of ours now. Some are labeled in the traditional way—as Sauterne, Rhine Wine, Chablis or Chateau types. Others bear the names of the grape variety from which the wine was made—wines like Riesling, Sylvaner, Pinot Blanc, Folle Blanche, Semillon, and Sauvignon Blanc, each proud of its own distinctive bouquet and flavor.

As you know, such wines are best when served well chilled. Try one that way with luncheon, or with chicken or sea food at dinner. We wine growers believe you'll dine well. Wine Advisory Board, 85 Second Street, San Francisco, California.



DOWN THE ROSE-STREWN WAY

Outstanding roses of recent seasons which F. F. Rockwell recommends for 1943 (See page 60)

TODAY, the rose beds are still blanketed deep in snow. It's a little too soon to tell definitely, but they look as though recent below zero temperatures have not killed any of them. I must confess that a reasonable number of casualties would be a cloud not without its silver lining; for if they all come through, it means the preparation of still more beds to make room for next year's novelties to be tried out in advance of introduction!

As recently as late November these "bare brown twigs that shake against the cold" gave us their last brave blooms. And by the time May comes again to our sunny hillside, they will once more be opening their satin petals to the warming sun. Some blooms there will be, probably without a single break in the long procession, every day from then on until the snow flurries of another Autumn serve notice that bedtime for roses is just around the corner. What other plants in all the garden can boast such a record? So much beauty, in such variety, over so long a period?

America's hardiest

We have noticed, in the four years since these rose beds were established here at GrayRock, a gradual change in their complexion. An ever increasing percentage of the varieties they contain are of American origin—not merely because we are breeding more roses here, but because these American sorts are better able to survive our climate.

American hybridizers are certainly to be commended for the attention they have paid to hardiness; not merely cold resistance (which is indeed important) but general vigor and stamina. Let this not be lost sight of. Beautiful roses we want, of course. But we want also, and even more, roses that will stay with us longer than a season or two.

Hybrid Teas

Among the outstanding new Hybrid Teas for 1943, the two considered best by the All America Rose Selections Committee deserve first mention.

Mary Margaret McBride, selected as "the finest rose to be introduced in 1943" has many virtues to recommend it. The tall, vigorous plants are definitely disease-resistant, and it bears salmon pink five-inch flowers, mildly fragrant, but outstanding because of their beautiful form and color. Buds and open blooms show recurved petals which give

them a crisp shapeliness hard to beat. This rose was named in June 1941 for the radio celebrity whose name it bears. Mary Margaret with us has done exceptionally well as a garden rose.

The Grande Duchesse Charlotte, another (according to the All America Rose Selections Committee) "finest rose of 1943", is unique in color. I would describe it as a deep, glowing begonia rose-red in bud, with coral tones in the full blown flowers. The buds are long and pointed and the open blooms, twenty-five petaled, are graceful and spicily fragrant. The bouquet of these roses, presented to the Grande Duchesse on the occasion of the naming of this variety, was one of the most beautiful that I have ever seen, and the rose seemed well named in honor of this gracious royal personage.

Interesting Hybrid Teas

An interesting group of H. T.s has been developed recently showing various shadings of orange, flame and gold. Here are some which have done well for me, and which I feel have a future in the home gardens of the country.

Fama, a descendant of the Condesa de Sastago, is amber yellow and reddish salmon with daintily frilled petals, edged with gold. It is strong, disease-resistant, free-blooming, and sweet-scented. It was the first rose of last Spring's planting to give flowers in our rose garden. Cynthia Brooke is another salmon-orange introduction. The insides of the petals, as the blooms unfold, show gold which turns to pinkish-orange and buff-yellow before fading.

This did not do well with us in 1942. It is a McGredy introduction, and we have found the McGredys in general a bit tender for our part of New York State, despite their marvelous beauty which makes them worth growing even if short-lived.

Douglas MacArthur, "The Commander's Rose" is still another gold, orange and salmon combination. We have not grown this at GrayRock but where we saw it growing in the fields, it showed vigor and free bloom. It is claimed to be among the hardiest of the H. T.s.

The buds are very long and shapely, opening into well-proportioned flowers. Bright Wings, a glowing burnt-orange with informal, chalice-shaped blossoms, made up of delicately scalloped petals, turns to a tawny coral
(Continued on next page)

Lotty's

HARDY GARDEN ROSES

VICTORY COLLECTION

All Roses listed below have been tested throughout the country generally and have proven their superiority over other varieties in their respective colors.

CRIMSON GLORY (Patented)—A deep vivid crimson shaded ox-blood red.

PRICE: \$1.25 each; \$12.50 per dozen.

ECLIPSE (Patented)—The long streamlined bud is of rich gold. PRICE: \$1.25 each; \$12.50 per dozen.

GRANDE DUCHESSE CHARLOTTE (Patented)—Named in honor of the Grande Duchesse of Luxembourg, it is described by its introducer as "a new shade of red such as is seen on old tapestry and a color not known in any other Rose."

PRICE: \$1.50 each; \$15.00 per dozen.

MADAME JOSEPH PERRAUD—The introducer describes it as "an enchanting Nasturtium buff straying to a luminous shell pink at the petal edges."

PRICE: \$1.00 each; \$10.00 per dozen.

ORANGE NASSAU (Patented)—Very unusual shade of color. Inner petals coral-red with bright orange-buff reverse, and as the flower ages the color lightens to a shrimp pink.

PRICE: \$1.25 each; \$12.50 per dozen.

PINK DIAMOND (Patented)—The large, bright pink buds produced by this marvelous variety open to light pink blooms of great size.

PRICE: \$1.50 each; \$15.00 per dozen.

R. M. S. QUEEN MARY (Patented)—A combination of vivid shades; rich glowing salmon pink with an orange base. The buds long and pointed.

PRICE: \$1.25 each; \$12.50 per dozen.

If purchased as a collection, this \$9.00 value for \$7.50 including Grande Duchesse Charlotte, Winner All-America Award

COLORFUL CATALOG

See the Hardy Garden Roses pictured in all their natural beauty. Look at the full and perfectly formed 'Mums in a wide range of varieties and colors. You are right we do have to charge for this beautiful booklet but it's only 25¢ and this is deducted from your first order.

Lotty's
MADISON
NEW JERSEY
Box "G"

Schling's Garden Book

FREE



A beautiful book in full natural color offering a magnificent assortment of the best novelties and old favorites in annuals, perennials, bulbs, and vegetables.

See our own All-Time All-America Selections—the best of the award winners and non-winners for the home gardener.

Write today for your free catalog. Max Schling Seedsmen, Inc., Madison Ave. at 59th St., New York

DELPHINIUM

THE FAMOUS VETTERLE & REINELT
Giant Pacific Hybrids
WILL BLOOM THIS SUMMER

The World's Most Elegant Strain.

Flower spikes 3 to 5 ft. long, closely packed with individual flowers up to 3 in. across. Exciting color variations. Plants resistant to disease. Strong stems withstand high winds. Heavy rooted 1 yr. untransplanted plants in 5 beautiful color groups:

Light Blue	Mixed Shades	Dark Blue
Giant White		Violet Shades

Order Now! Direct From This Ad. Plants sent, postpaid, at planting time.

11 Your choice from any one of the five color groups above, postpaid \$1

60 12 of each of the five colors above. A real \$5

value. Postpaid. Ask for our new catalog just off the press. Lists and describes over 220 other 1 yr. untransplanted perennials, Hardy Phlox and Peonies. All field grown.

RICHARDS GARDENS, Box HG, Plainwell, Michigan

BEAUTIFUL ISMENE

The lovely, sweetly-scented Peruvian Daffodil or Basket Flower. Its mammoth, trumpet-like blooms are of glistening white, marbled with emerald green. Excellent for borders, they may be planted directly outdoors or may be potted indoors for earlier bloom. FLOWERFIELD'S Long Island grown Ismene bulbs are unusually large, insuring the gardener of the most gratifying results. FLOWERFIELD is proud to make this offer.

50¢ each
Doz. \$5.00

flowerfield

14 Parkside Ave., Flowerfield, Long Island, N. Y.



Send for FLOWERFIELD'S Spring 1943 Catalogue. Fully illustrated, complete with descriptions and cultural directions for other bulbs, roots, plants and seeds. Also many unusual garden ideas. Enclose 10¢ for postage and handling.



SHADES OF AUTUMN



"V" FOR VICTORY

DOWN THE ROSE-STREWN WAY

(Continued from page 84)

pink before the blooms fade. Every visitor to our garden last summer was charmed with it. California, the theme rose of the San Francisco World's Fair, is already well known to rose lovers. Its saffron yellow petals are tinted Saturn rose on the outer sides and the great, well-formed flowers are five to six inches in diameter.

Yellow H. T. roses

The American public is constantly asking for a satisfactory yellow Hybrid Tea. The breeders have been doing their best to fill this need, and this year there are several new or recent yellows to choose from in this class. Yellow Faience is a sport of 1937's bi-color Faience. It has the health, fine growth and flower form of its ancestor but is a pure, clear, lemon yellow.

Mandalay, a 1943 yellow introduction, bears six inch, forty-petaled blooms on long, strong stems. It is described as a continuous bloomer and the color is an un fading, brilliant gold, the flowers deliciously fragrant. Spun Gold, a McGredy rose introduced a year ago, is a lovely soft gold which unfortunately varies in intensity of color according to the season and climate. It is a "continuous" bloomer.

We were impressed with a yellow sport of Mme. Joseph Perraud, Mrs. Paul R. Bosley, which we saw in Ohio last summer. The vigorous bushes were covered with blooms of good color, de-

spite the early July heat, and the reddish markings on the outer petals of the buds seemed to lend character to the blooms. Koronet, a 1942 H. T., is especially long-lasting when cut. Its color is Oriental gold.

There are bi-colors aplenty to tempt the rose enthusiast this season. Boudoir, a full, sixty-petaled rose, is quite "Floradora" in shape and coloring. The reverse sides of the deep Tyrian rose petals are a pure creamy white, giving an arresting effect. The showy blooms are borne on long, strong upright stems.

A faithful name

We think this rose is exceedingly well-named as its plump, ruffly appearance suggests Victoria herself. Equally striking in a different way is the smaller, camellia-like Painted Lady, the two-foot plants of which are covered with symmetrical, twenty-five-petaled blossoms of cream yellow, each petal brilliantly edged with carmine. We thought that Camille would have been a good name for this persistent bloomer. Whirlaway was another possibility, and a good one, for the blossoms do suggest pinwheels.

Vera Allen bear ovoid buds, cream colored, tinged with pink. The high-centered, pink-flushed blooms are fragrant. Vera does best in partial shade. Most rose lovers now know Mark Sullivan, the 1942 bi-color which gives con-

(Continued on page 87)

Buy BETTER PLANTS CHEAPER

New kinds of trees, evergreens, shrubs and plants as well as older kinds in new, improved forms, produced in quantity by better growing methods.

BLIGHT-FREE CHESTNUTS

Chinese Chestnuts have proven highly resistant to the blight which destroyed our native Chestnuts. The nut is nearly the same—sweet, though not so small. Easy culture; hardy to Boston and Chicago. Tree not as handsome as American Chestnut, but more productive, and bears nuts very young.

	5	25
3 to 4 ft. transplants.....	\$6.50	\$25.

HUGE NEW BLUEBERRIES

When six years old they begin to bear in worthwhile quantity. Ten bushes will in a few years yield 15 quarts over six weeks—enough for two persons. Blueberries fruit best if several varieties are planted together. We will mix for you if you order mixed. Five kinds: Rubel, Rancocas, Concord, Cabot, Jersey—all good.



	10	100
12 to 15 in.....	\$7.50	\$55.00
2 to 3 ft. (bearing).....	\$15.00	\$110.00

DWARF FRUIT TREES. We have one of the largest assortments of real, properly dwarfed fruit trees in the country. Apples (on Malling III and IX) Pears, Peaches, Plums. Write for prices and varieties available.

KELSEY NURSERY SERVICE

Office: 50R Church St., New York, N. Y.

Write for most complete catalog in print (25 cts. West of Iowa)



PRICES:
\$1.50 each
\$15.00 a doz.

"DOUGLAS MACARTHUR"—a true leader in roses, and a royal tribute to the man for whom this rare rose is named. An exclusive Wayside introduction. A vigorous and very free-blooming hybrid tea. Strong bushes with dark green healthy foliage. The tulip-shaped buds open into glorious flowers of rose-gold and salmon, exquisitely blended. The truly American Rose requires no coddling. It has proven its value and worth in all sections of our country.


Wayside's Famous Book-Catalog

Because of conditions we have only had a limited number printed, so be sure to get your name in early. More new Roses, Flowering Shrubs and Plants. Filled with rare and interesting items for your garden. All new flowers are shown in true life colors. In order to be sure of this outstanding book, it is necessary that you enclose with your request 25 cents in coins or stamps to cover postage and handling cost of this fine, helpful and timely new book; especially prepared to fit the needs of these days and the gardens that go with them.

FOR AMERICA'S GARDENS

Douglas MacArthur
THE COMMANDER'S ROSE

Pearl Harbor
THE MEMORY ROSE



Mme. Chiang Kai-shek
A Truly Regal "Mum"

The finest "mum" in our collection and also the hardiest. An exquisite new one with stiffly petaled, double blooms, so perfectly arranged that they look like greenhouse grown ones. Blooms two inches in diameter. Flowering in late August and September. The coloring a blending of chrome and cadmium yellow, and soft tinted old gold with a slight undertone of rose. Excellent for cutting. Foliage deep green.

Prices: \$1.00 each Three \$2.75 Doz. \$10



Trade Mark
Reg. U.S.A.

Wayside Gardens

30 Mentor Ave., Mentor, Ohio



PRICES:
\$1.50 each
\$15.00 a doz.

"PEARL HARBOR"—this new Hybrid Tea Rose will commemorate and honor our fellow Americans who gave their lives that America might live on. An exclusive Wayside Gardens introduction. The flowers are borne on vigorous canes, and the bud is exceptionally long and pointed. Upper surface of petals delicate shade of shell pink, with golden bronze shadings at the base. Outside of petals vivid Tyrian rose. And—besides all this beauty, here's a rose at last that is practically thornless.

Other New Things

You'll be interested, too, in our 2 fine hardy Tritomas, "Coral Sea" and "Maid of Orleans". Also a fine Veronica named "Blue Peter", after the flag displayed by a ship when she is ready to leave port. Then, too, there's the new Thornless Barberry. In every other respect same as the common Barberry, same fruit and brilliant foliage—but no THORNS. See catalog for other new items and prices.

American Agents for Sutton's
Famous English Seeds

INCREASING POTATO YIELD

RECENTLY there was some discussion in the newspapers about potato plants that not only produced potatoes in the soil, but "tomatoes" on the vines. This discussion resulted in a search being made by many home gardeners who were growing potatoes for the first time in their Victory gardens, to see if their potatoes were also going to develop edible tomatoes.

In a number of instances home gardeners found round green fruits on their potato vines, which looked a little like small green tomatoes. Only in a few instances, however, did the growers become excited because it was realized that the green fruits were only the "seed balls" of the potatoes.

Prominent family

The common white potato is known botanically as *Solanum tuberosum*. It belongs to the same botanical family as many other well known garden plants such as tomato, pepper, eggplant, petunia, salpiglossis, tobacco, and matrimony vine.

When pieces of potato are planted in the usual way two kinds of stems are developed, one above ground, the green stems and leaves, and underground stems or rhizomes. On some of the latter the tubers or potatoes are developed.

Under some unusual conditions or when a parasitic fungus attacks the vines and interferes with the downward movement of nutrients, small tubers may form in the above-ground stems. Normally only the underground stems form tubers.

Just what causes tubers to be formed on these underground stems is not known. One interesting theory is that, in addition to darkness, a relatively low temperature and shorter days, the presence of a certain fungus is associated in some way in the process.

The potato is an annual in the sense that the tubers are planted each year and the vines die when growth is completed. However, inasmuch as the tubers formed may be stored for the winter and planted again the following spring it may be called a perennial.

Flowers and fruit

The flowers of the potato are produced in clusters, the individual blooms are made up of five pointed petals and are from one to one and a half inches across.

The color of the flowers varies, depending on the variety, and may be white, a pinkish white, light purple or a bluish shade. Some varieties produce an abundance of flowers, others flower sparingly or not at all. Climatic and soil conditions seem to affect the flowering process. All varieties of potatoes flower under certain conditions.

The "seed balls" or fruit does not form in many varieties that flower. This may be due to the fact that in many cases the stamens do not develop pollen grains, or do not allow the pollen grains to get out to bring about pollination. Here again climatic and other conditions play their part. Varieties that fail to flower and bear "seed balls"

in one section may do so freely in another. The "seed balls" or fruits, when they do form on the vines, are more or less oval in shape, and from half an inch to one and a half inches in diameter. The color of the fruit or seed ball is green, turning to a purple green or brown color as it ripens. The seed inside is white, more or less kidney shaped, and surrounded by a greenish colored pulp which is very bitter to the taste.

Those who thought their potatoes were producing edible "tomatoes" when they saw the "seed balls" for the first time would find them very unpalatable.

Fruiting reduces yield

There has long been a discussion among gardeners as to whether or not the yield of tubers was affected by the flowering of the vines and the development of the "seed balls."

Old timers have always contended that it takes a lot of energy for a plant to produce flowers and ripen seed. Where the seed or fruit is the crop sought after, such as in the case of shell beans, snap beans, apples or other fruits, then every effort is made to feed the plants so that the crop may mature and ripen. But where the crop is not the fruit or seed, as in the case of the potato, but rather a swollen part of an underground stem, it is a waste of plant energy to allow the vines to flower and to develop seed balls or fruit.

This explains why it is advisable to remove the flower heads from such plants as rhododendrons, lilacs, and laurel, just as soon as the flowers fade. The energy which these plants would use up in ripening seed might just as well be used by the plants to build up flowering wood and buds for the next season's display of bloom.

Experimental evidence

Farmers and gardeners have learned by practical experience and observation that it pays to do things in a certain way. This practical experience is passed on from generation to generation. These practical men can not give a scientific explanation of why certain practices produce desired results.

From time to time, however, trained scientific research workers plan a series of controlled experiments to find out how plants behave under certain conditions. It often happens that the methods or ways of growing, feeding, or propagating plants, long adopted by practical growers, are given a scientific basis or a scientific explanation as to why the desired results have been obtained by following a certain practice.

Over fifty years ago as a boy the writer can well remember having to pick off all the flower buds that appeared on the potato vines. Father insisted it was necessary to get the highest yields of tubers.

In June of this year, Dr. W. L. Bartholdi of the University of Minnesota published in Bulletin 150 of the Agricultural Experiment Station, the results of a two year experiment to determine what effect flowering and the ripening of seed balls had on the yield of marketable potatoes. Copies of this bulletin may be secured by writing for it to the Experiment Station, University Farm, St. Paul, Minnesota.

The summary of this interesting piece of research work states that—
(Continued on page 89)



The First Step
to a Good Lawn
Scotts SEED



To improve your old lawn or build a new one, avoid disappointment and seed with Scotts proven mixture of weedfree, permanent grasses. Sown according to directions and fed Scotts economical Turf Builder . . . the complete food for lawns and gardens . . . your lawn will quickly be the pride of the family as well as the envy of the neighborhood.

Mr. and Mrs. D. Robbert, of Grand Rapids, Mich., comment, "Recent visitors called our Scott Lawn Emerald Isle. It is the talk of the neighborhood." A. G. Ichel, of Decatur, Ill., comments, "Your seed and fertilizer took our lawn to town . . . I'm satisfied there isn't even a close second to Scotts."

For relaxation at home during these times, you'll find many hours of fun and enjoyment to be had (outdoors) with a velvety Scott Lawn. This pleasure is in the bag if you follow suggestions offered in Lawn Care. These bulletins are brimful of facts every lawn enthusiast should know. Ask for a FREE two-year subscription. No obligation.

O. M. SCOTT & SONS CO.
70 Main Street
Marysville, Ohio

Scotts SEED and
TURF BUILDER Make
Beautiful Lawns for Less



SEND for these timely bulletins today—no charge whatever—they tell how to combat weeds.

Garden-GIANT Blueberries

More delicious and larger than the ordinary berry. Add Beauty and Luxury to your V Garden! Easily grown anywhere. Large, strong, bushy plants, over 2 feet high, of Scheepers' Supreme Quality.

Home Garden Lots of 6—\$10.00
(Enough for the average family of 4—Extra plants \$2. each.)

We select varieties suited to produce best in your section. Full instructions for planting and care with each order. Supply limited, order NOW.

Write for Scheepers' illustrated folder of plantings for Spring '43, seeds, bulbs, berries, etc.

John Scheepers, Inc.

"Paradou"
Brookville, Glen Head
Long Island, N. Y.

READY TO BEAR DWARF FRUIT TREES

Our carefully grown Dwarf Standard Apple and Pear Trees, 2 and 3 years old, will bear fruit this fall if planted this spring. These are hardy Northern trees, grafted on the best dwarfing stock, and carefully developed by dwarf fruit specialists.

APPLE TREES

2-Yr., 4 to 5 ft. high, \$2.00 Each

3-Yr., 5 to 7 ft. high, 3.50

WINTER—McIntosh, Red Delicious

FALL—Cortland, Wealthy

SUMMER—Red Astrachan, Yel. Transparent

PEAR TREES

2-Yr., 4 to 5 ft. high, \$1.75 Each

3-Yr., 5 to 7 ft. high, 3.25

SUMMER—Bartlett, Clapp's Favorite

FALL—Saskel, Flemish Beauty

WINTER—Duchess, Duchess de Merode

Note—McIntosh Apple and Bartlett Pear require companion varieties for pollinating.

Express collect; no charge for packing. Send for illustrated folder describing superior Dwarf Fruit Trees, also Espalier-Trained Fruit Trees.

HENRY LEUTHARDT

Specialist in Fruit Trees
Dwarf Standards and Trained Espaliers
King St. at Comley Ave., Port Chester, N. Y.

2 STAR ROSES \$1

HALF-PRICE OFFER
TOP-QUALITY PLANTS

Prove Star Quality—send \$1 today for BOTH these 2-yr. Rose plants:

*GOLDEN SASTAGO, H.T.

Fragrant yellow. \$1 each.

*ROUGE MALLERIN, H.T.

Fragrant scarlet. \$1 each.

Both sent you POST-PAID at planting time.

For rose success get FREE our STAR ROSE GUIDE for 1943. Includes A.A.R.S. roses and other outstanding new creations and dependable older roses, all types. 170 varieties, 84 in full color.

THE CONARD-PYLE CO.

Robert Pyle, Pres. West Grove 322, Pa.

FREE! KUNDERD'S Catalog for 1943!

Now is the time to reestablish your garden with new bulbs.
KUNDERD'S PRIZE WINNING GLADIOLUS are the best you can buy—beautiful, colorful, easy to grow. Send today for our FREE catalog listing the choicest Gladioli on the market, as well as many other lovely flowers for your garden—at attractive prices, too!

Mail a postcard today for your free copy of our illustrated garden catalog

KUNDERD GLADIOLI FARMS
233 Lincoln Way, Goshen, Indiana

DOWN THE ROSE-STREWN WAY

(Continued from page 85)

tinuous medium-sized blooms of golden yellow, veined and shaded deep rose-pink.

Anzac, which we have enjoyed in our garden for two seasons, bears great coral blooms shaded in gold. The flowers are symmetrical, and when full blown their colors have been compared to the pageant of the sunrise. Don Rose, named for the famous Philadelphia columnist, is carmine red in bud, opening to copper pink, the blooms holding their color in the hottest weather.

Pink H. T. roses

There are several fine recent pink H.T.s beside Mary Margaret McBride. Pearl Harbor is one which did extremely well here where we grew it under number before the Hawaiian debacle. The large, shell-pink flowers are shaded with bronze-gold at the base and the petals are Tyrian rose in reverse. There are few thorns on this tall-growing, vigorous plant. Highland Park, which was named on the occasion of the dedication of a memorial rose garden, created by the Men's Garden Club of Highland Park, at the annual convention of the national organization of Men's Garden Clubs of America last June, is a salmon-pink everbloomer which has beauty of flower form, vigor of growth and disease resistance.

Heart's Desire, the only rose to be recommended by the All America Rose Selections Committee in 1942, has thrived in our rose beds for two seasons now. Its glorious, richly fragrant crimson flowers are an unfading joy.

Other fine reds worthy of note are the new cochineal colored Sonata which fades to a deep, rich pastel when fully open—a continuous bloomer; Rosaleen Dunn, one of the most brilliant of red roses, borne on long fine stems; a flower which will stop visitors dead on a walk through your rose garden; Fire Chief, a full-petaled scarlet on bushy plants, blooming through the heat of the Summer; and Crimson King, a child of Crimson Glory and Kardinal, crimson and unfading. Charlotte Armstrong, All-America winner of 1941, is still a fine blood-red rose—one of the best. The long-stemmed blooms are borne even in hot weather though they take on a cerise shade in heat. The plants resist disease.

There is one white rose, introduced in 1942, which has endeared itself to us through several summers. It is Neige Parfum, a pure white, deliciously fragrant and hardy enough for our Winters.

The dainty salmon-pink Floribunda rose Pinocchio which is recommended by the A.A.R.S. committee this year, is one of the most appealing, perky and all-round satisfactory roses introduced in a long time.

The full clusters of buds are colorful and well-formed, ideal for corsages and boutonnieres, while the half-open or full blooms, symmetrical and many petaled, are showy in the garden or first rate as cut flowers. No rose enthusiast should be without this little winner which I consider to be one of the finest rose introductions in a decade.

Koralie

Koralie, a rose red Floribunda with maroon buds, is a semi-double, wavy-petaled variety introduced in 1942. Red Ripples of the same year has long lasting, deep red blooms, the petals even more waved and rippled; but World's Fair is still my own favorite among the reds in this class. The large, deep crimson, semi-double flowers are rich beyond belief and can take much punishment in the form of heat, wind and weather.

Kronprinzessin Ingrid (1942), pomegranate-red with camellia type flowers, is a very profuse bloomer while Poulson's Pink of the same season is Apricot pink with cup-shaped blooms.

Others of note

A single which I am most enthusiastic about is B.W. Price, a deeper pink Dainty Bess with all of Bess's charm and rich color. It blooms early, through the Summer and very late, holding its color perfectly. Cut in the bud it is wonderful for informal Summertime arrangements.

Dr. Nicholas, the large-flowered pink pillar rose named for the famous rose breeder, gives blooms of incredible size for a climber.

Meda, a large-flowered Horvath climber, is shrimp to carmine pink. The three to four inch flowers are borne singly or in clusters on ten to twelve inch stems, good for cutting. This is a hardy variety, wind and weather resistant and fragrant. Its ultimate height is ten to twelve feet.

Federation, pink semi-double climber, with good cutting stems (another Horvath variety) is the most vigorous climber in our garden, growing as though it had in its veins some of the blood of Jack's beanstalk. In June the

(Continued on page 89)



TEA ROSE SONATA



ROSE ANZAC

GROW YOUR OWN

Epicurean Vegetables

with **FERRY'S SEEDS**



This year, in addition to growing your standard Ferry favorites, treat your family to these Ferry's Epicurean Vegetables. Grow them in your own garden to enjoy their delicious flavors at their very best—*garden fresh!*

CHINESE CABBAGE—CHIHILI—Something out of the ordinary—delicious as a salad or cooked like asparagus. Firm, crisp, sweet, tender. Head 18 to 20 inches tall. Best if planted in late July.

WITLOOF CHICORY—FRENCH ENDIVE—Especially delicious for salads because of its rich, mildly acid flavor. Grows in compact clusters of blanched leaves.

COS LETTUCE (ROMAINE)—when planting Lettuce, why not get the extra flavor of Ferry's Cos Lettuce (Romaine)? Grows in firm, well-folded, dark green head. A taste thrill.

ENDIVE, FULL-HEART BATAVIAN—Truly a vegetable for the epicure, crisp and tender—imparting a special fillip to salads. Heads have well-blanching hearts of broad, folded leaves.

Seeds of the above and nearly 500 other vegetable varieties available through your local Ferry's dealer. He will get for you quickly any varieties not in his stock.

VICTORY GARDEN PLAN THAT MADE GOOD

Grow a better garden this year with the aid of Ferry's tested Victory Garden Plan. Handy folding, pocket-size chart in 4 colors. Tells what, when, how to plant. Easy, see-at-a-glance instructions by nationally-known garden experts. Ask your dealer for a free copy today.

FERRY'S SEEDS

FERRY-MORSE SEED CO. • DETROIT • SAN FRANCISCO

MAGNOLIA TREES

With Flower Buds to bloom for you this Spring. Write for Free Catalog. STERN'S NURSERIES, Dept. E, Geneva, N. Y.

EUROPEAN FILBERT NUTS

Produce nutritious Food for Table and Kitchen. Write for Free Catalog. STERN'S NURSERIES, Dept. E, Geneva, N. Y.

The April issue of House & Garden will be on sale on March 19th.

Plan Your VICTORY GARDEN Now!

Complete Victory Garden Plan Guide; also list of the best certified plants and seeds with prices. Only \$1.25.

Lincolnway Cow Manure Brick

Rotted cow manure is now available in odorless brick form for the making of liquid manure solution. Each brick makes 4 gals. of liquid manure fertilizer for wetting of plant beds, house plants, window boxes, roses and lawns.

Each brick in separate printed box with full directions for use.

6 bricks for \$2.40; 12 for \$4.25

Order now. Keep your plants fresh and green.

LINCOLNWAY PLANT MARKET

C. B. Holbruner, Mgr., Box 135, Gettysburg, Pa.

PLANTS, TREES, SHRUBS, ROSES, Etc.

DIRECT FROM NURSERY TO YOU

For your Victory Garden
Extraordinary value—fine, healthy plants.
Will amply provide for average family after established.
100 Washington Asparagus & 10 Rhubarb roots, 2 yr. #1
50 Mastodon (Everbearing) Strawberry plants
50 Starbright (new, sensational) Strawberry plants
10 Cumberland (black) & 10 Newburg (red) Raspberry plants
2 Cao, 2 Concord & 2 Niagara Grape Vines, 2 yr. #1
Just what you need for your Victory Garden. Order today from this ad.
Special price \$6.95 for complete list, shipped via express at proper planting time for your section.

Our Big illustrated 1943 catalog offers a complete line of fruit, ornamental trees and plants; also planting and cultural directions. Mailed free upon request. One of the Most Complete Lines in the Country; over 1200 acres under cultivation.

BUNTINGS' NURSERIES

BOX 44 SELBYVILLE DELAWARE



TIGRIDIAS
(Mexican
Shellflower)

Flashing Exotic Color for Your Garden

You can grow this favorite flower of old Mexico in your garden. You'll enjoy the delightful surprise of 4-5 different blossoms to each bulb, amazingly beautiful in brilliance and markings. Planted and cared for much the same as Gladioli, giving a bright-hued succession of bloom from mid-summer on. Exceptionally large, firm bulbs carefully packed in moss to insure safe arrival. Make your garden more beautiful this year with these strikingly "different" flowers. 12 giant-flowering bulbs for \$1.25 postpaid; 50 for \$5.00.




Send for Breck's New 1943 Garden Book

For 125 years Breck's has furnished seeds, bulbs, garden equipment and everything needed for successful gardening. Breck's catalog has become the gardener's bible. Full of detailed cultural instructions; 120 big pages, 160 natural color plates. SENT FREE ON REQUEST WITH EVERY ORDER FROM THIS ADVERTISEMENT. If you want The Garden Book alone, please send 25c, deductible from your first order.

SEEDSMEN SINCE 1818

BRECK'S 314 Breck's Bldg.
Boston, Mass.



At Your Service for the Duration

If you haven't been able to get a Toro power mower and know the thrill of turning a hard job into fun you'll find it was worth waiting for when you get it after the war.

If you own a Toro, you're lucky—no more of these fine power mowers can be made for civilian use while the war continues. Take good care of yours: wash it off after using, keep it oiled, make sure it's adjusted right. Your Toro distributor has replacement parts and service facilities. He'll be happy to serve you in any way he can—to make your Toro give good performance for the duration.

TORO MANUFACTURING
CORPORATION
MINNEAPOLIS, MINNESOTA

MOWING MACHINERY SPECIALISTS FOR OVER 20 YEARS

CHOOSE YOUR FRUIT

(Continued from page 81)

earlier are Marigold and Oriole. Ripening between Halehaven and Elberta are Veteran and J. H. Hale.

The nectarine, a peach with "the skin you love to touch" is an interesting novelty. Surecrop and Garden State are good varieties.

Italian prune, also known as Fellenberg, is first choice if only one tree is to be set. The fruit is tart and excellent for canning. Stanley is another good prune type. Imperial Epineuse is a very sweet prune type. For fine dessert quality the varieties of the Green Gage group are unsurpassed. Washington, Jefferson and Pearl are three of the best, the latter being the writer's favorite dessert plum. Reine Claude (Green Gage) is late and fine for canning. For the kitchen one should find room for a Damson. Shropshire and French are equally good. A small sweet yellow Damson for preserving is American Mirabelle.

In regions where winters are very cold, hybrid plums from the Minnesota Experiment Station should be planted. Monitor, Red Wing, Underwood and Ember are among the best. A tree of Surprise should be included to pollinate these hybrids.

Succession of cherries

Sweet cherries are adapted to the milder fruit regions of the northern states and to the Pacific Coast states. More than one variety must be planted to provide cross pollination and unless the fruit is protected the birds will take most of the crop. In order of ripening, Seneca Black Tartarian, Victor, Schmidt, Emperor Francis, Napoleon, Bing, Lambert and Windsor are all good varieties. Montmorency is the best sour cherry. The Duke cherries are little grown but their superior quality is worth knowing. Royal Duke and Reine Hortense are the best varieties.

Pears often do surprisingly well under neglect and for that reason have a place in the home garden. In order of ripening Tyson, Bartlett, Gorham, Secel and Bosc are good varieties. South of Washington, D. C., blight will ruin these varieties and the poor quality but blight-resistant Kieffer must take their place with Le Conte or Garber as pollinizers.

Apples require considerable spraying, are slow in coming into bearing and occupy more land than is available in many gardens. They are, therefore, last on the list of fruits for the home garden. Dwarf apples are useful in small areas, but they too, must be sprayed.

Apples for northern states

For the northern states the McIntosh family of apples is outstanding. First to ripen is Melba, this is followed by Early McIntosh, Milton, McIntosh, Cortland and Macoun, the last being of exceptionally high quality. A good, early, yellow cooking apple is Lodi. Late keeping winter apples may be chosen from Rhode Island Greening, Northern Spy or Rome Beauty. Delicious is a mild flavored high quality

The Bobbink & Atkins CATALOGUE

Cover to cover, the B. & A. Catalogue is designed to help you plan and plant your garden. In it are featured the specialties upon which our reputation was established . . . Roses—New and Old, Azaleas, Rare Evergreen and Deciduous Shrubs, Perennials, and Unusual Hardy Plant Specialties. Accurate color pictures, careful descriptions and cultural notes will win for this catalogue a place among your garden books. Write for your copy—

FREE east of the Mississippi;
25 cts. elsewhere.

Bobbink & Atkins

523 Paterson Ave.
East Rutherford, New Jersey
NURSERYMEN



PERENNIAL NOVELTY!

RUBBECKIA, WHITE LUSTRE

A Carroll Garden Origination

Offered for the first time this year, this new perennial is sure to prove useful and popular in summer borders. Petals are creamy white, with a large bronze-gold cone in the center. Plants average 2½ ft. in height, are vigorous, winter-hardy, and require only ordinary soil conditions. Bloom period lasts from late June until September. ORDER SOME OF THESE SPLENDID PLANTS TODAY!

3 plants for \$2 postpaid
OUR 1943 CATALOG

Illustrating in color 75 of the best plants for your garden, as well as listing perennials, roses, shrubs, vines, evergreens, etc. will be sent FREE with your order; otherwise send 10 cts. to cover mailing cost.

CARROLL GARDENS

BOX H WESTMINSTER, MD.

A SEED-SAVING TIP TO VICTORY GARDENERS!

Gardening? Do it right! Treat flower and vegetable seeds and bulbs with economical, easily-used SEMESAN. Generally checks seed rotting and damping-off; usually kills thrips on glad corms; effective as a spray against mildew and black spot of roses. See your dealer. Flower Pamphlet free from "Du Bay", Wilmington, Del.



GARDEN FOR VICTORY SEMESAN

10c PACKET
TREATS 5 TO
20 POUNDS
OF SEED

DWARF FRUIT TREES

Many of them bear fruit the first year planted. Write for free catalog.

STERN'S NURSERIES, Dept. E, GENEVA, N. Y. EVERBEARING RASPBERRIES

and other Berry Plants which will fruit this summer. Write for free catalog.
STERN'S NURSERIES, Dept. E, GENEVA, N. Y.

Burpee's Finest VEGETABLES

Send for these 5--Burpee's best Radish, Carrot, Beet, Lettuce and Tomato—all 5 10c-Packets for just 10c.

Burpee's Complete Vegetable Garden—15 Pkts. Bush Beans (1 green, 1 wax), Tomato, Carrot, Chard, Sweet Corn, Cucumber, Lettuce, Onion, Parsley, 2 Radishes, \$1

Beet, Squash, Turnip (value \$1.70)...
SEED CATALOG FREE
All best flowers and vegetables. Have a garden, grow more food.

W. Atlee Burpee Co.
684 Burpee Bldg. (Philadelphia, Pa.)
(or) Clinton, Iowa

Send 5 Pkts. Vegetable Seeds for 10c.
Send Vegetable Garden, 15 Pkts. \$1.
Send Burpee's Seed Catalog FREE.

Name.....
Address.....

dessert apple. An apple that appeals to many by reason of its high quality is Golden Delicious. It is satisfactory for home use in New York, but better where the growing season is warmer and longer. Sweet Delicious is the best sweet apple in the north. Dolgo and Hyslop are good crab apples and may be used in the ornamental plantings.

South of New York state Lodi, Jonathan, Golden Delicious and Stayman Winesap will cover the season very nicely. In northern California, Oregon and Washington, Yellow Transparent, Gravenstein, Jonathan and Yellow Newton are among best for home use.

Figs may be grown south of Washington, D. C., but in severe winters considerable winterkilling will occur in the northern part of this region. Celeste and Brown Turkey are standard sorts. In California, Adriatic, Kadota and Mission are recommended.

The Oriental persimmon may be grown south of Virginia and in California. In the former region Tanenashi and Fuyu are best while Hachiya and Fuyu are suggested for California.

QUESTIONS AND ANSWERS

Snow melters

QUESTION. What can you use to thaw out ice and snow packed on the sidewalks and steps?

ANSWER. Rock salt may be used successfully to melt snow and ice but in some localities is forbidden because of possible injury to horses' hoofs. Calcium chloride may also be used and is not harmful to horses' hoofs or the paws of animals.

Concrete dyed red turns grey

QUESTION. Our porch floor, which had color added to the concrete topping, has turned a greyish white instead of tile red. Whenever it rains, a "wave-like" appearance is left. What can be done to restore its first appearance?

ANSWER. The greyish color you complain of is caused by salts, which are inherent in all concrete work, eating and bleaching the color that was added to the cement topping of your porch floor. The wave-like appearance is caused by the fact that the color is deeper in some parts of the cement than in others. However, there is a cement dye on the market that is very effective and seems to withstand these salts. Complete directions for using it over an old floor come with the material.

To clean concrete

QUESTION. We have a concrete terrace built near our brick outdoor fireplace and would like to color it. What should we use to clean it before applying the concrete stain?

ANSWER. The concrete should first be washed thoroughly with washing soda or trisodium phosphate in order to remove any grease. Make a solution of 1 lb. or 1½ lbs. of the chemical to a gallon of water. After cleaning the surface, it should be carefully rinsed with water and given two days in which to dry before applying the concrete stain.

INCREASING POTATO YIELD

(Continued from page 86)

"Studies conducted with four varieties of potato at two locations indicated that both flowering and fruiting caused significant reductions in vegetative growth and tuber yields. Fruiting plants, and to a lesser extent flowering plants, tended to produce a smaller weight of vines than did the non-flowering, non-fruiting plants. This influence was noted in the early developmental stages of growth following a period of most active flowering and fruit set. An association between the extent of flower and fruit production and vine growth was indicated, although marked decreases were observed with the lighter flowering, less fruitful individuals.

Increases yield

Growth of underground parts (stolons plus roots) closely paralleled that of vines. Similarly, flowering and fruiting exhibited a tendency to reduce the ultimate size of these portions.

To determine the influence of both flowering and fruiting, measurements were made on total yield of tubers and number of tubers reaching marketable size (exceeding 85 grams). Yields were significantly reduced on both fruiting and flowering plants of all varieties as compared to non-flowering, non-fruiting plants. Fruit formation and tuber production were found to be concurrent processes. The decrease in yield appeared to be related to the number of flowers and fruits formed.

Yield reductions per gram of fruit set and per flower formed tended to be greater on the less flowering and less fruitful plants. The study further indicated that flowering and fruiting reduced the total number of tubers set, and the number and weight of tubers reaching marketable size."

ERNEST K. THOMAS

ANNUAL GARDEN

(Continued from page 57)

White petunias bordered the white garden to correspond with the blue ones opposite. With these went all the white annuals available. Lots of nicotiana was included for fragrance. Annual carnation added an attractive note and balsam was used in the part shaded by a large maple.

The mixed bed on the fourth side took care of all the leftover plants from the other three along with annuals in shades of red and pink. Across the back was a row of sweet peas which was planted early in March. They were given brush to climb on and all Summer they yielded an armload of blooms each weekend.

With a garden like this, except for an occasional weeding, almost the only Summer chore is to keep the flowers picked, and what real gardener would consider that a chore?

ANNOUNCING Pinocchio The Amazing "ROSE OF TOMORROW"



Most Popular New Rose for 1943

Plant Patent 484

EXTREMELY hardy, easy to grow, always in bloom with hundreds of flowers on every bush! Great clusters of exquisite, pointed buds, salmon flushed with gold, open gradually to long lasting exhibition roses in miniature, 1 1/2 in. across. Exotic, fruity fragrance. Ample, rich dark green foliage.

Lovely in Garden and for Bouquets

Endures rigorous winters and blooms abundantly from early June right through hot summer and all fall, year after year. Ideal for boutonniere and arrangements. Rugged, disease-resistant plants, 20 to 24 in. tall. Guaranteed to bloom. Postpaid: \$1.25 each; 3 for \$3.15; 12 for \$12.50. J. & P. "Guide to Successful Rose Gardening" free with your order.

Natural Color 1943 Rose Catalog FREE

Direct from the Rose Capital of America, the Parade of Modern Roses, Perennials and Fruits; the new and favorite kinds, for your Victory Garden.

Jackson & Perkins Co.
World's Largest Rose Growers

392 Rose Lane, NEWARK, NEW YORK STATE

QUINTUPLET APPLE TREES

A NEW type of tree that produces 5 varieties of apples on one tree. You pick summer, fall and winter apples from the same tree. Write for Free Catalog on Fruit Trees, Berries, Shrubs and Roses.

STERN'S NURSERIES, Dept. E, Geneva, N. Y.

Supplement Your WAR DIET WITH

HOME GROWN MUSHROOMS

Steak may be rationed but Mushrooms aren't! Grow them yourself in Cellar or Greenhouse.

Full Cultural Directions on Request

PRICES:

AMERICAN SPORE CULTURE. Per brick 50c, 10 bricks \$4.25, 50 bricks \$16.00. One brick will spawn 12 square feet.

BOTTLE SPAWN. (One quart will spawn 36 square feet.) Qt. \$1.40; 6 qts. \$7.75.

SPECIAL OFFER: Large hamper of fresh white mushrooms \$1.85 postpaid east of Miss. River.

War Garden Circular on Vegetable and Flower Seeds and Fruits FREE on Request.

BURNETT BROS., Inc.

92 Chambers St. New York Telephone BArcly 7-6138

JUST OUT! AMERICA'S MOST BEAUTIFUL Nursery and Seed BOOK

FREE! from AMERICA'S LARGEST Direct to You NURSERIES

CLARA CURTIS Beautiful New Hardy Mum! Starts blooming in August and for weeks, is covered with hundreds of lovely daisy-like pink flowers. Fine for cutting, last for weeks. Order direct from this ad. Will ship at planting time. Reg. Price 50c. Special Offer 25c Post-paid

INTER-STATE NURSERIES 1313 E Street HAMBURG, IOWA

DOWN THE ROSE-STREWN WAY

(Continued from page 87)

great canes are literally covered with bloom of a color which is particularly alive and vibrant. Chevy Chase, a red climber of the rambler type, is remarkable for its masses of crimson flowers, long-lasting and bright colored. It grows to fifteen feet.

First among the newer hybrids bred from R. wichuriana is the lovely yellow "sub-zero hybrid tea", V-for-Victory, a pure yellow, full petaled, of good size and fine form. I wish that every reader of this article could see it, as I did, blooming in the introducer's garden, the vigorous, dark foliaged bushes carrying their lovely golden flowers shoulder high.

Autumn colors

Shades of Autumn is a richly blended bi-color in the same class; and King Boreas is another fine yellow, not so new as V-for-Victory. Other recent introductions from the same breeder are the climbers Copper Glow, Harvest Glow and Orange Everglow, colored as the names suggest; and the creepers Creeping Everbloom, red; and Nearly Wild, an everblooming dwarf hybrid wild rose with hardiness, free bloom and vigor to recommend it. Those who have grown the lovely and vigorous creepers or "bank" roses, Frederick S. Peck, Little Compton Creeper and Coral Creeper, will want to try these newer varieties from the same source.

QUESTIONS AND ANSWERS

How to hang Mexican straw mats

QUESTION. We want to hang four round Mexican mats on the cement walls of our basement play room. Mats are about 8' in diameter and we prefer not to cement them into place or drive nails around the circumference. Can you suggest an inexpensive method of hanging them?

ANSWER. Since you don't want to mar the cement with nail holes, we would suggest that you make a light framework of about four 1" x 1 1/2" furring strips, cart wheel fashion, to which you can attach the mats. You can string the eight points of the furring strips together with light wire and tack the mats to this framework. Then hang them by means of the picture hooks with diagonal pins such as you can usually find at Woolworth's.

Paint over stenciled designs

QUESTION. We are planning to repaint a stenciled wall. How can we prevent the old design from showing through the new coat?

ANSWER. We would suggest sandpapering the stenciled design and then painting over it with a rough coat of whatever paint you are going to use. Let this dry and sandpaper it lightly again in order to make the surface smooth. Then paint entire surface.

YOUR V GARDEN

ASGROW SEEDS FOR GARDEN and LAWN
Sold through local dealers

Associated Seed Growers, Inc.
Main Office: NEW HAVEN, CONN.
ATLANTA - CAMBRIDGE, N.Y. - INDIANAPOLIS - SALINAS
LOS ANGELES - MILFORD, CONN. - MEMPHIS - SAN ANTONIO

WRITE OUR NEAREST BRANCH FOR FREE BOOKLETS

Asgrow

DON'T CHASE THE DOG!

Get the **BLACK LEAF 40!**

AND THAT WAS MY FAVORITE TREE!

The dog nuisance can be stopped! Spray Black Leaf 40 on trees, shrubs, back porch or other places where dogs are a nuisance. They do not like the odor and will go elsewhere.

Black Leaf 40 is Well Known Insecticide

Use it on trees, shrubs, flowers and plants to control aphids, leafhoppers, most thrips, mealy bugs, lace bugs, young sucking bugs, leaf miners and similar insects.

Insist on Original Factory Sealed Packages for Full Strength.

Black Leaf 40
TOBACCO BY-PRODUCTS & CHEMICAL CORP., INCORPORATED
Louisville, Ky.

LOOK FOR THE LEAF ON THE PACKAGE

SOW
HENDERSON'S
Vegetable
Seeds

Have a complete Victory Garden

Here is the sure and easy way to get the most out of your Victory Garden. Plant a Henderson collection that has been designed by experts to make full use of your ground, and to yield bumper crops of high quality vegetables.

City Victory Garden 12 varieties of vegetables. Sufficient seed for a plot 20 x 20 ft. Postpaid **\$1.00**

Suburban Victory Garden 24 varieties of vegetables. Sufficient seed for a plot 50 x 50 ft. Postpaid **\$3.00**

Country Gentleman Victory Garden 38 varieties of vegetables. Sufficient seed for a plot 75 x 75 ft. Postpaid **\$6.00**

Write for Free Victory Garden Book
Peter Henderson & Co.
Dept. 36M, 35 Cortlandt St., New York, N.Y.

Tuberous-rooted BEGONIAS

Shady spots in your Garden? Plant Tuberous-rooted Begonias for gay summer color. Tubers last for years; easy to grow and care for. Write for my **NEW FOLDER**.
HOWARD R. RICH, Box 3, Atlantic, Me.



HERE'S EVERYTHING YOU SHOULD KNOW ABOUT RAISING YOUR

VICTORY GARDEN-

Cut your food bills with a Victory Garden. Get Olds' complete, colorful, 1943 seed book. Reliable, tested vegetable, flower and field seeds. Send Today and plan your Victory Garden.

and get this full-sized trial package
NEW SURE-HEADING LETTUCE

FREE

OLD'S SEED BOOK

COSBERG CRISPY LETTUCE

ENCLOSE TO COVER POSTAGE AND HANDLING COSTS

10¢

L. L. OLDS SEED CO.
DEPT. 1, MADISON, WISCONSIN

Burpee's Giant ZINNIAS
4 Packets
10¢

4 Best Colors
Scarlet, Yellow, Lavender, Rose

Giant Dahlia-Flowered, 5 in. across, 2 in. thick, on sturdy well-branched plants 3 ft. tall. 4 15c-Pkts. of seeds, 1 of each color, all postpaid for 10c!

W. ATLEE BURPEE CO., 685 Burpee Bldg., Philadelphia, Pa.—or—Clinton, Iowa

Enclosed is 10c. Send 4 Pkts. Giant Zinnias.

Name.....

St. or R. D.....

P. O. & State.....

Send Burpee Catalog, all about best Vegetables and Flowers—the leading American Seed Catalog.

Burpee's Seed Catalog FREE

GROUND COVERS

(Continued from page 82)

interesting effect, the rosy, white or purplish flowers are highly desirable.

For dainty racemes of small flowers in several different colors, there are a number of varieties and species of *Epimedium*, which will thrive in any good soil. This is especially suitable for the rock garden, and likes semi-shade. It is a good plant to look up, in case you are not familiar with it.

Another plant that prefers partial shade is monkshood, *Aconite*. Its showy, hooded flowers in blue, white and sometimes yellow, are delightful. Since monkshood is often semi-climbing, it is most useful in rear borders. And the soil should be rich. Something more to remember is that it's better not to move this plant unless absolutely necessary.

Uncommon ground covers

Two plants not often thought of as ground covers are lilyofthevalley, *Convallaria majalis*, and plantain lily, *Hosta*—or *Funkia*. Both are well known, and perfectly hardy. They prefer some shade, and *Hosta* appreciates a moist location, although it usually appears to thrive in any spot and in any soil. The delicate valley flower spikes will thrill you in spring, while the plantain lily spikes of blue, lilac or white wave cheery color above their variegated foliage.

A glance at a list of our small native plants will result in the discovery of almost innumerable ground cover possibilities. There is hardly space to elaborate on them here, but mention of a few may provide inspiration for a more thorough study of this fascinating field.

Violets, *Viola rotundifolia*, etc., provide a wealth of variety in color and foliage. Hardy from the mountains of Maine to the southern United States, they have a charm all their own and will spread considerably with little or no attention.

Clintonia borealis, named for former Governor Clinton, of New York, is native and hardy in eastern North America. With foliage vaguely resembling that of lilyofthevalley, but not so dense, its greenish-yellow flowers and blue berries are most effective.

East Coast plants

And we have *Hepatica, acutiloba* and *H. triloba*, native to New England, with its evergreen leaves and white or purple flowers. A less familiar name is *Maianthemum canadense*, belonging to a low perennial herb found from Newfoundland to North Carolina, which is good for colonizing in the shade. The May apple, *Podophyllum peltatum*, is also good in wild-garden shade. Found from Quebec to Florida and Texas, it bears solitary white flowers.

More familiar is wintergreen, *Gaultheria procumbens*, also hardy and native to eastern North America. *Galax aphylla*, although native to Virginia and Georgia, is hardy north to New England. Its large evergreen leaves are of considerable interest.

And then pipsissewa, *Chimaphila umbellata* and *C. maculata*. This is another native evergreen woods herb that thrives in the wild garden where there is partial shade. The Jacob's ladder, *Polemonium caeruleum*, with its inter-

Make Your Garden a Success Test Before You Plant

SUBBURY Soil Test Kit \$4.75 postpaid

Easy to Use

Club Model

Before planting seeds use this simple Soil Test Kit to determine what kind and what amount of plant food (fertilizer) your garden needs. Also for soil acidity. Club Model Kit, illustrated, makes 50 individual tests. You simply compare colors with charts (included) showing needs of lawn grasses, 75 flowers, 50 vegetables. Easy, quick, simple to use. Handsome, sturdy imitation leather case. Inexpensive refills always available. **ORDER BY MAIL. Send no money. We'll ship C.O.D. \$4.75 plus postage.** (Or send \$4.75, we pay postage.)

SUBBURY SOIL TESTING LABORATORY
Box 633 South Sudbury, Mass.

Tricker's Colorful

WATER LILIES

Beautiful New Catalog Now Ready

America's most complete aquatic catalog. Profusely illustrated in natural colors. Helpful directions show how to succeed with aquatic plants. Tells all about Tricker's large, healthy plants. Guaranteed to bloom. Surprisingly low prices. Write for **FREE** copy today! (Canada 10c)

FREE

Wm TRICKER Inc.

EVERYTHING FOR THE WATER GARDEN

3307 Brookside Ave., 3325 Rainbow Terrace
Saddle River, N.J., or Independence, Ohio

BROWNELL ROSES
FROM LITTLE COMPTON R. I.

are easy to grow—Replaced free if they fail within two years—Long lived in cold areas—Size, form, color, fragrance and beauty unsurpassed.

GOLDEN MUSCAT GRAPE

An amazing new Grape. Clusters of immense size, up to 2 pounds. Originated at Geneva, N. Y., hardy throughout the country. Write for Free Catalog on Grape Vines, Fruit Trees, Berries, Shrubs and Roses.

STERN'S NURSERIES, Dept. E, Geneva, N. Y.

THE PARADE OF MODERN ROSES

PERENNIALS AND FRUITS

Write now for your free catalog from the Rose Capital of America—the new Roses for 1943, new white Butterfly Bush, new Perennials, garden Fruits, etc.

Jackson & Perkins Co.
394 Rose Lane, Newark, New York State

Stahelin's BERRIES

NEW 1943 CATALOG

Write now for your free catalog featuring latest money-making varieties of Strawberries, Blueberries, Boysenberries, Raspberries and Fruit Trees. Also Ornamentals, Evergreens, Shrubs. Northern grown, **GUARANTEED** stock. Send for **Big FREE 1943 color catalog TODAY.**

STAHELIN'S NURSERY, Box 77, BRIDGMAN, MICH.

For every reader of *House & Garden* who sends for a catalogue and encloses 25c, we will send, postage prepaid, one nursery grown Wild Senna.

Ready about March 15th
VICK'S WILDGARDENS
Glen Moore Penna.

The April issue of *House & Garden* will be on sale March 19th

esting fine foliage and drooping blue flowers, is especially desirable. For a change, you may prefer the variety with lilac flowers, or the one with variegated foliage, but I'll stick to my charming little blue-flowered type. And just for luck, I'll add a mental note that a rich loam soil is preferable.

Further suggestions for the wild garden are wild ginger, *Asarum canadense*, the partridge berry, *Mitchella repens* and bunchberry, *Cornus canadensis*. They all like woody places, are rather low-growing, hardy, and need rich soil. The partridge berry is particularly good as a ground cover beneath trees.

As you have by now observed, this perennial group is almost boundless. The plants I have mentioned are among the best for ground cover use. But I can hardly leave the perennials without mentioning the sun-loving *Veronicas* of the *V. teucrium* varieties. All evergreen, they flourish under driest conditions, forming a dense green carpet and, in April or May, a mass of brilliant blossoms. The only attention required is an annual clipping after flowering. Other *Veronicas*, such as *V. incana*, *V. filiformis*, *V. pectinata* and *V. peduncularis*, are also worthy.

Vines and Creepers

While plants in this category are generally considered useful on fences, walls and chimneys, many of them are just the thing for covering banks and adorning hills where maintenance of grass would be most difficult.

Probably the best known vine ground cover is myrtle, or periwinkle, *Vinca minor*. It is also one of the best for service. Perfectly hardy, it is tough and good in any location, requiring little care and producing a mass of dark green foliage with little blue flowers nestling in it in the springtime. A new variety, *V. minor variegata alba*, found in California, forms a different effect.

Woodbine, or Virginia creeper, *Parthenocissus quinquefolia*, usually thought of as a vine for covering walls, will also form an attractive mass on the ground and is hardy from New England to Florida and Texas.

Bittersweet, *Celastrus scandens*, another hardy vine often considered for other purposes, will cover that eyesore of a bare mound or bank with an attractive tangle of light green leaves and lasting, orange-red berries. Virgin's bower, *Clematis virginiana*, also hardy, twines in the same fashion, but is of interest for its white flowers, in August and September.

Dutchman's pipe

Dutchman's pipe, *Aristolochia durior*, is a hardy, woody vine, with curved, yellowish-green flowers some 3 inches long. And honeysuckle, *Lonicera japonica halliana*, is a more familiar hardy twiner that makes a superb mat on banks and bare spots. The evening fragrance of its multitudinous small, creamy-white flowers is a treat for discerning nostrils.

English ivy, *Hedera helix*, is too often a disappointment here in the north; but south of Pennsylvania, where it is more likely to be wholly hardy, it is quite satisfactory. The dark green leaves do well in shade and remain the year around.

Among the smaller creeping plants
(Continued on next page)

GROUND COVERS

(Continued from page 90)

we find such plants as trailing arbutus, *Epigaea repens*, ground ivy, *Nepeta hederacea*, Corsican sandwort, *Arenaria balearica*, creeping thyme, *Thymus serpyllum*, and *T. citriodorus*, moneywort, *Lysimachia nummularia*, twin flower, *Linnaea borealis*, and the creeping buttercup, *Ranunculus repens*.

Arbutus is not too easy to grow, but if the natural conditions of acid soil and shade are simulated, this little hardy evergreen should do nicely. Ground ivy is especially good for the seaside home, where it will withstand the salt water tide and will thrive in shady, exposed places. Corsican sandwort is not hardy north of New York City, but is rather attractive where the cold does not destroy it.

Creeping thyme is a prostrate subshrub which bears small purplish flowers from June to September. Hardy moneywort has yellow flowers. Twin flower is an evergreen subshrub that prefers a moist, woody soil. The flowers are either rosy or white, bell-shaped, in pairs. Variety *americana* is splendid when grown under conifers. Lastly, the creeping buttercup, hardy, spreads by means of runners which root at the joints. Growing to a height of two feet, it sends up yellow flowers one inch across.

Evergreen shrubs

With a tendency to climb, *Euonymus radicans* is one of our best evergreen ground covers. Both sturdy and effective, this trailing evergreen is an old standby. Interesting greenish-white or pinkish fruits appear in the Fall. And variety *colorata* has bright red leaves in Autumn.

A trailing species of bearberry, *Arctostaphylos uva-ursi*, is often used in the North, where it is hardy, while others in warmer regions are generally used for ornament. The blossoms are white or pinkish, in nodding clusters.

Pachistima canbyi, native to the mountains of Virginia, is hardy to southern New England. Trailing, it grows about a foot high, and will thrive in any well-drained soil.

A good hardy plant for sandy soil is box sand myrtle, *Leiophyllum buxifolium*. Low, compact, much-branched, it is found from New Jersey to Florida.

And if there's plenty of sunshine and well-drained soil, you might have just the spot for the five-leaf *Akebia*, *A. quinata*. This is a hardy, half-evergreen, twining shrub, bearing racemes of odd purplish, fragrant flowers in spring.

But I don't mind saying that, when you pin me down to my favorite evergreen, I give my vote to the spreading yew, *Taxus*. Here is a deep, deep green that requires little more than an occasional trimming, and the contrast of the new, bright green, spring growth on the old is a captivating sight. Soil? Almost any kind.

Then for the rugged bank and the rugged effect, there's sure to be just the Juniper you want, be it *Juniperus communis montana*, *J. chinensis sargentii*, or *J. pfitzeriana*. They too are not fussy about soil so long as drainage is good.

Now last in my list, but high in my

Amazing NEW WHITE Butterfly Bush

Buddleia--White Bouquet
(Plant Patent No. 536)

So unique you will want to order right away! Fragrant, long-lasting, all-out-at-once spikes, glistening white, 8 to 10 in. long, all summer and fall. Attract butterflies. Very hardy—plant in any soil. Guaranteed plants. 75¢ each, 3 for \$2. Postpaid.

In Natural Color—1943 Modern Rose, Perennial and Fruit Catalog FREE—send postcard today.

Jackson & Perkins Co.
393 Rose Lane,
Newark, New York State

Pitzonka's Pige Pansies

Mammoth blooms; gorgeous colors, red, pink, yellow, bronze, lavender, blue, black. Long stems for cutting. 100 Large plants \$2.50; 250 large plants \$5. Sent postpaid at planting time. Ask for booklet showing Pitzonka's Pansies and Violas in color.

PITZONKA'S PANSY FARM
P. O. BOX G BRISTOL, PENNSYLVANIA

DAY LILIES

FREE—Daylily Booklet

Our 1943 booklet, offering wide selection of Dr. Stout Hybrids and old-time favorites, is yours for the asking.

FARR NURSERY COMPANY
Box 248, Weiser Park, Penna.

GROW YOUR OWN FRUIT

Using Trees furnished by Virginia's Largest Growers. Write for Free Copy New Low-Price Catalogue, offering more than 800 Selected Varieties of Fruits and Landscape Plant Material.

WAYNESBORO NURSERIES
BOX 1 WAYNESBORO, VIRGINIA

The GRAVELY
GARDEN TRACTOR & POWER MOWER

Three machines in one. Ideal for the Estate Owner.

Cultivates your garden... cuts tallest weeds... mows your lawn.

GRAVELY MFG. CO.
Box 301 Dunbar, W. Va.

WRITE FOR CATALOG

PEARCE SEEDS

"The most interesting Seed Catalog," so hundreds have written us: a Catalog filled with lucid illustrations, outspoken comments, Descriptions of near to 3000 of the better Vegetables and Flowers. Your copy is ready.

REX. D. PEARCE
Dept. H Moorestown, New Jersey

TREE PEONIES Aristocrats of the garden

We have the largest collection in America and offer them in their separate types (single, semi-double and double, also the yellow lutea hybrids). Colors range from a pure white through yellow and pink to the darkest red. Illustrated catalogue on request. We also offer a fine collection of Herbaceous Peonies.

OBERLIN PEONY GARDENS
Sinking Spring, Penna.

Dept. P

MBUIST'S SEEDS

FAMOUS FOR VEGETABLES AND FLOWERS

5¢ BUYS OUR SENSATION DAZZLER COSMOS 1943 SPECIAL PACKET ALL AMERICA WINNER and OUR FREE GARDEN GUIDE & CATALOG ACT NOW—Select your VICTORY GARDEN SEED

ROBERT BUIST CO.—DEPT. S—PHILA., PA.
SEEDSMEN FOR OVER A CENTURY

Stahelin's FRUIT TREES 1943

Apple, Peach, Plum, Cherry, Pear trees at lowest prices. ALL HARDY, NORTHERN GROWN. State plant inspector approved. GUARANTEED. Featured with Strawberries, Blueberries, Boysenberries, Raspberries, Evergreens, Ornamentals, etc.. in Big 1943 Free Color Catalog. Write today.

STAHELIN'S NURSERY, Box 78, Bridgman, Mich.

esteem, comes heather, *Calluna vulgaris*. I have fond memories of picnicking, in England, amid scores of colorful clumps of this graceful little evergreen.

Hardy in the U. S., heather blooms profusely in late summer, to a height of three feet.

Deciduous shrubs

For the sake of time and space, let's just skip along this list with little more than the mention of names. They present no particular problems and are all rather well known.

Jethead, *Rhododypos tetrapetala*, will do well in shade. Coralberry, *Symphoricarpos orbiculatus*, and snowberry, *S. albus*, in addition to having a spreading habit, bear showy, attractive fruits. *Viburnum dentatum*, flowering quince, *Chaenomeles japonica*, and weeping forsythia, *F. suspensa*, are of interest for their showy flowers. And perhaps the most widely used is barberry with its little, sharp thorns, pleasing Autumn color, and bright fruits.

For adorning extensive banks and large, bare rocks, we must not overlook the roses. Among the best for ground cover use are *Rosa wichuriana*, R. Max Graf, R. Dorothy Perkins and R. American Pillar.

In the South, jasmine, *Jasminum nudiflorum*, is an effective, diffuse shrub, showy in early spring. While a hardier plant, the *Cotoneaster*, sometimes more-or-less evergreen, and of fascinating feathery habit, completes this list.

Ferns

For that shaded spot where nothing else fits, if the soil is dry, you will want the ebony and maidenhair spleenworts, *Asplenium*, and beech fern, *Phegopteris*.

For the moist, woody spot, we have the oak fern, *Phegopteris dryopteris*, hay-scented fern, *Dennstedtia punctilobula*; marginal shield fern, *Dryopteris marginalis*, and the graceful bladder ferns, *Cystopteris*. Where the soil is both acid and moist, the cinnamon fern, *Osmunda cinnamomea*, interrupted fern, *O. claytonia*, and royal fern, *O. regalis*, will thrive.

Bulbs

While we do not ordinarily think of bulbs as cover plants, they do become such when allowed to naturalize. Therefore, I mention just a few for the imaginative mind to consider. Gloryof-thesnow, *Chionodoxa*, squill, *Scilla*, grape hyacinth, *Muscari*, and various species of narcissus are often perfect possibilities. Planted in conjunction with ground covers, they produce a pleasing effect.

Annuals

Finally, I mention another group seldom considered as ground covers. But the forgetmenot, *Myosotis*, portulaca and crosswort, *Crucianella stylosa*, a prostrate annual with deep rose flowers, are often used as cover plants and give a hint of the possibilities annuals offer.

Likewise, as you will well realize, all the plants I have mentioned do little more than scratch the surface of the possibilities available. But may these suggestions stimulate your thoughts toward beautifying your grounds.

Tuber-Rooted BEGONIAS

Special opportunity to get these exquisite flowers for less than the usual price. Top-grade. Thrive in shade. Best varieties and colors mixed, 2 Tubers for 25¢; 9 for \$1.00. Postpaid.

Special Collection of named varieties including Frilled, Carnation-flowered, Camellia-flowered, and Single. All Giants, 3 Tubers each of 4 Types (12 in all) for only \$2.00. Postpaid. Guaranteed to bloom.

Beautiful Catalog Free

VAN BOURGONDIEN BROS.
Dept. 189 Babylon, N. Y.

2 FOR 25¢

Burpee's GIANT Snapdragons

Rust-Resistant! Huge, exquisite blooms, 2 to 3 ft. spikes. Easy to grow, 3 finest colors—Crimson, Yellow, Rose—15¢-Packet of each, all 3 for 10¢, postpaid. Seed Catalog FREE—Flowers, vegetables.

W. ATLEE BURPEE CO.
686 Burpee Bldg., Philadelphia, Pa., or Clinton, Iowa

400 DAHLIA VARIETIES

Ask for my January 1943 Dahlia Book listing over 400 varieties, including many up-to-date introductions. Many collections of plants and roots offered; also free gifts. Over 70,000 roots harvested.

Write now giving full address.

SPRINGHILL DAHLIA FARM
RR #2, Box G, Grand Rapids, Mich.

A California Corner for your Spring Garden

Exquisite blossoms are yours in our unusual "CALIFORNIA GLORY" Flower Seed Collection. Brilliant Colors! Amazing growing strength! Ten Large Pkts. of Aster, Zinnia, Marigold, Nasturtium, Lobelia, Petunia, Phlox, Cosmos and California Poppy and Gourd!

10 Pkts., Reg. \$1.25 - SPECIAL... \$1

Write for Free Illustrated Spring Catalogue.

F. LAGOMARSINO AND SONS
Box 1115-E Sacramento, California

Get this Beautiful and Instructive Book from Ohio's Foremost Nursery

Who Wins Where and How to Plant

Hundreds of special offers on choice flowers, trees, shrubbery, fruit and ornamental trees. Many valuable hints on planting and care. All plants guaranteed highest quality. Lowest prices—special discounts for early orders.

Springhill Nurseries, Box 20-25, Tipp City, Ohio

THORNLESS BOYSENBERRIES

A NEW berry that created a sensation all over America. A tremendous bearer of immense berries, up to 2 inches long. Write for Free Catalog on Fruit Trees, Berries, Shrubs, and Roses.

STERN'S NURSERIES, Dept. E, Geneva, N. Y.

WHICH DO YOU WANT?

THIS OR THIS

The hormones and vitamins (B and others) found together only in

TRANSPLANTONE

the hormone-vitamin powder stop the shock and wilt usually inevitable after transplanting all kinds of plants. They reduce loss and produce stronger, earlier blooming plants.

1/4 oz. packet 25¢—3 oz. can \$1.00

Mail coupon today or ask your dealer.

AMERICAN CHEMICAL PAINT COMPANY
Horticultural Division G-19, Ambler, Pa.

Please send me 1 packet of ROOTONE for which 25¢ is enclosed.

NAME.....
ADDRESS.....
CITY..... STATE.....

AS THIS ISSUE GOES TO PRESS...

GOOD NEWS FROM THE MAKERS OF VIGORO!

To all Victory Gardeners:

You will be able to give those all-important vegetables the benefit of complete feeding!

A governmental regulation just released assures America's home gardeners of a plant food for VICTORY GARDENS. The dealer who has always supplied you with Vigoro can again meet your gardening needs with a complete plant food.

Order from him as soon as you have decided on your plant food needs.

SWIFT & COMPANY
CHICAGO • U. S. A.

Rare, New MODERN ROSES for Distinctive Gardens

Lovely new creations that will add new charm, new beauty to your 1943 garden. We offer large, 2-year, field-grown plants, guaranteed to bloom this season.

PINOCCHIO (Pat. 484)



The great little rose everyone is talking about. Gold-flushed salmon blooms, borne in great profusion, June to October. Fresh fruit fragrance. Hardy as a daisy. Ideal for corsages and home arrangements.

\$1.25 Each; 3 for \$3.15; 12, \$12.50

Everblooming Hybrid Teas GRAND DUTCHESS CHARLOTTE

(Patent Applied for)
Deep glowing rose-red, flushed coral. Spicily fragrant. \$1.50 Each; 3 for \$3.75; 12, \$15.00

MARY MARGARET McBRIDE

(Pat. 537)
Deep coral-pink, gold at base. Huge recurved petals. \$1.50 Each; 3 for \$3.75; 12, \$15.00

ECLIPSE (Pat. 172)

Rich, golden yellow. Long, streamlined bud. Very popular. \$1.00 Each; 3 for \$2.75

REX ANDERSON (Pat. 335)

Delicate ivory white. Large. \$1.25 Each; 3 for \$3.15

CRIMSON GLORY (Pat. 105)

Deep velvety crimson. \$1.00 Each; 3 for \$2.75

Mailed POSTPAID East of Miss. R.; further West, Postage Collect. Send full remittance with order.

GOLDFARB

AMERICA'S LARGEST FLORIST
DEPENDABLE SINCE 1889
166 East 57th St., NEW YORK, N. Y.
Scarborough in WESTCHESTER

To Grace
Your Home

Exquisite color and beauty of contour distinguish Roseville's charming new Water Lily motif. Select from fifty useful, decorative pieces including vases, bowls, tankards, baskets and jardinières. Choice of three softly blended, handpainted colors—Rose, Ciel Blue or Walnut Brown. At department stores and gift shops. Modestly priced.



NEW
WATER
LILY

Send 10c for pottery booklet
ROSEVILLE POTTERY, INC.
Dept. HG-33, Zanesville, Ohio

ROSEVILLE
DECORATIVE ART POTTERY

HOME REPAIRS—PLUMBING

(Continued from page 42)

of a house is where, and how, to turn the water off. Armed with this bit of information you are in complete control of the situation as far as burst pipes go and may well save a great amount of damage that would otherwise occur.

The water-main that leads into the house from the street main generally comes through the basement wall, near the floor, and as a rule, through the front wall. It will be equipped with a valve, which when shut off stops all flow in the house and immediately reduces all water pressure in the house to zero.

Easily identified

The water main can be easily recognized by other means than its location. In the first place, it is always icy-cold. Second, it usually has a water-meter on it, quite near the shut-off valve. Third, it usually has a wire attached to it which is the "ground" for the electrical system. You can hardly confuse it with the gas-main or the supply line from the oil-tank. Locate the water main and the shut-off valve. Close the valve and note that you cannot get water out of any faucet in the house. Open it again and the entire system will function. If it turns very hard, and it probably will, put a drop or two of oil on the spindle where it goes into the body of the valve.

Houses that are well "plumbed" have control valves on each hot and cold water pipe that feeds each individual fixture. These are located under the washbasins, on the supply line to flush-

tanks, and on the tub supplies if they are exposed. This enables you to shut off any fixture independently without shutting down the entire house. Well plumbed houses also have control valves on the "risers," or smaller mains that run up through the house from the water-main. If you are familiar with the system these can be used, but in emergencies there is only one valve that you need to know about.

A burst pipe or a pipe that has just rusted through until it can no longer hold the water pressure may be gushing for quite a while before it makes itself evident. As a general thing, ceilings suffer the most, because the water builds up between the ceiling and the floor above. It may be several minutes before a dark spot appears on the ceiling and it starts to drip.

The first step is to shut off the water immediately; the second to take an awl, gimlet, ice-pick, or anything like them, and bore a hole through the ceiling where the water is dripping, and relieve the plaster of the load above. This has saved many a large plastering repair bill. The plaster will dry out in a day or two and will simply require recalsomining or finishing. If the water is allowed to stay over the ceiling, the plaster will soften up and fall off the lath. The hole made in the ceiling can be repaired with five cents worth of patching plaster.

Any break in the pipes that are exposed will, of course, make itself evident immediately. Any break in pipes that are in the wall will show on the ceiling below or on the floor. The wall itself will hardly suffer any damage.

A people's partnership

So many of us are in it all over the country. From little towns, from big towns, from white frame farmhouses, from sky-scraping penthouses come Americans answering the call of the American Red Cross. For March is Red Cross Month.

We on the home front know that the hours we spend helping, here, in chapter operations, in Nurse's Aide, in Motor Corps, is only a small part of the Red Cross work. The "Big Business" of administering Red Cross relief stretches out over the world.

It is still the people's business, made possible with their money and their good will. A business of warehousing trucking, carloading and shipping to get tons and tons of food and clothing and medical supplies where they are needed when they are needed.

This is "Big Business" in the best meaning of the term. A vital, necessary, kind, good business that belongs to all of us. This is "Big Business" so big and so important that it has nearly absorbed the millions that you gave to the Red Cross War Fund a year ago—every penny of which went to the needs of war.

And now another War Fund must be collected. President Roosevelt has designated March as Red Cross Month.

THE RED CROSS NEEDS YOUR HELP!



House Warming, 1943

America makes the best of everything!

Because America is resourceful, it finds a way to meet all problems cheerfully.
 Because America is hospitable, it finds a way to keep a welcome warm. Because
 America is appreciative, it enjoys Schenley Royal Reserve—America's finest.

Buy War Bonds Regularly.

Schenley Royal Reserve. 60% Grain Neutral Spirits. Blended Whiskey, 86 Proof. Schenley Distillers Corp., New York City





Sergei Rachmaninoff

This informal portrait of the celebrated pianist-composer by Boris Chaliapin, son of the famous basso, is part of the Magnavox series of great contemporary musicians.

"MUSIC," says Sergei Rachmaninoff, "cannot be just color and rhythm. It must reveal the emotions of the human heart. It should rehabilitate people's minds and souls."


Yet this great Russian-born pianist-composer who has revealed those emotions so beautifully to millions confesses that he began as a "lazy and mischievous boy" who shirked his practicing. Under a great teacher, the young Rachmaninoff worked to such advantage that at nineteen he composed his first opera, "Aleko".

During the Russian revolution, Sergei Rachmaninoff escaped to America to become one of this country's most distinguished citizens. He has contributed to the world's storehouse of great music for half a century, and today is at the peak of his achievement and popularity.

Like all musicians, Rachmaninoff has always received his greatest relaxation from music. For his own home, he has chosen a Magnavox radio-phonograph. For in Magnavox,

he finds an incomparable clarity and trueness of tone which alone can do justice to the great music of the world.

Music Goes to War. For men in the armed forces music is relaxation—comfort—and a treasured tie to home. See your Magnavox dealer for a wide selection of records to send to YOUR soldier or sailor.



The fine craftsmanship which won for Magnavox the first Navy "E" award (and White Star Renewal Citation) among instrument manufacturers has made these radio-phonographs the first choice of discriminating buyers. The Magnavox Company, Fort Wayne, Indiana

The War Bonds you buy today will help pay for a Magnavox radio-phonograph after the war.

Magnavox

THE OLDEST NAME IN RADIO