

A GUIDE TO THE WHOLE SUBJECT OF HOME GARDENING  
The Flower and Vegetable Garden — Planting the Grounds  
175 Pictures that Show How

APR - 5 1910



# House & Garden

GARDENING  
GUIDE

APRIL  
1910

25¢  
A COPY

## Pink Climbing Rose— Dorothy Perkins

Without doubt the most valuable of all the new climbing Roses of comparatively recent introduction. The



beauty of the double pink flowers is admirably set off by the rich green of the foliage, which is free from the attacks of insects.

In addition to this charming kind, we have all the popular varieties in climbing and bush Roses. Our General Catalogue, which will be mailed on request, contains descriptions of all the best Roses—also

*Fruit and Ornamental Trees,  
Shrubs and Hardy Plants*

**ELLWANGER & BARRY**

Mount Hope Nurseries

Rochester, N. Y.



### This Indestructible Window Box for \$5.00

In order to acquaint the readers of HOUSE & GARDEN with our garden furniture, The Erkins Studios will send, freight prepaid, this Box, which measures 8 inches wide, 8 inches deep and 24 inches long, for Five Dollars, which is less than one-half the regular cost. Cash to accompany order. Box furnished in the Gray Limestone or Terra Cotta color.

We will also furnish, free of cost, a catalogue showing some 600 designs of Garden Pieces, which includes Vases, Fountains, Statuary, Balustrading, Sundials, Benches, Tables, Well Heads and Wall Fountains.

**THE ERKINS STUDIOS**

312 Madison Avenue, New York

Carrara, Italy

## BOBBINK & ATKINS WORLD'S CHOICEST NURSERY PRODUCTS SPRING PLANTING

Intending purchasers should first visit our Nursery and inspect the material we have to offer. The quality of our products must be seen to be appreciated. Having two hundred acres of the most fertile ground under cultivation places us in a position to fill orders of any magnitude.

**ROSES**—Our collection consists of new, rare, ordinary and old-fashioned kinds. We have more than 100,000 in several hundred varieties in two-year-old strong, field-grown plants to fill orders this spring. These can be inspected in our store-house at this time. Special prices on quantities.

**RHODODENDRON MAXIMUM, CATAWBIENSE AND ENGLISH HARDY HYBRIDS**—Quantities of handsome hardy specimens are growing in our Nursery.

**EVERGREENS, CONIFERS AND PINES**—Many acres of our Nursery are planted with the most attractive specimens ever produced.

**HARDY HERBACEOUS PLANTS**—For New and Old Fashioned Gardens, Beds and Borders. We have the largest quantity and most complete collection in the country.

**ORNAMENTAL SHADE, WEeping AND STANDARD TREES**—Thousands of handsome straight stemmed trees in all varieties and sizes are growing in our Nursery.

**FLOWERING SHRUBS AND HEDGE PLANTS**—In many acres of our Nursery are cultivated useful and attractive varieties.

**TRAINED, DWARF AND ORDINARY FRUIT TREES AND SMALL FRUITS**—We carry at all times large quantities of the best varieties.

**HARDY TRAILING AND CLIMBING VINES**—In all varieties, for every place and pergola.

**BOXWOOD AND BAY TREES**—We have a large quantity of these attractive decorative trees in all forms and sizes.

**DECORATIVE PLANTS FOR INTERIOR AND EXTERIOR EFFECTS**—We grow in our 100,000 feet of greenhouses.

**BULBS AND ROOTS**—For Spring, Summer, Autumn and Winter flowering.

**LAWN GRASS SEED**—B. & A. Rutherford Park Evergreen Mixture.

**TUBS**—We manufacture them in all shapes and sizes. Ask for price list.

**OUR ILLUSTRATED GENERAL CATALOGUE No. 45** will be a helpful guide to intending purchasers. It describes each article, giving prices. Will be sent upon request.

*The general supervision of public grounds and private estates a specialty. We plan and plant grounds and gardens everywhere. Visitors to our nurseries are always welcome.*

**NURSERYMEN, FLORISTS AND PLANTERS  
RUTHERFORD, N. J.**

## Electric Garden Hose

Will Not Crack.

Split, Burst or Kink

Try to do this with any other Garden Hose, and see what will happen.



Every good dealer sells "Electric" Garden Hose. Look for the trademark, every 25 feet.

There is not—and cannot be any other hose like "Electric." All important processes of its manufacture are protected by basic patents.

Every other method of hose construction is ancient and amateurish in comparison.

A jacket of heavy cotton seine twine is **woven**—**WOVEN**, mind you, **not wrapped**—over a tube of pure rubber. Next, a second tube of rubber—same quality—is put on over the cotton jacket. Another mantle of seine twine is **woven** round the second tube. A third **tube**—same quality—is put on over the second cotton jacket.

Each of the five alternating sections of rubber and of cotton is a complete hose in itself.

The hose is then encased in metal tubes or moulds 500 feet long, and liquid under high pressure put inside of the hose and locked in. The whole is then put in a sealed oven and live steam turned on it. This steam heats the liquid, causing it to expand, forcing the hose against the metal tube, and the hose in this way has an internal pressure applied of 500 lbs. to the square inch.

The three rubber tubes and the two woven cotton jackets are amalgamated or vulcanized by the pressure; converted into a single or unified fabric of mingled rubber and cotton.

Begin to understand why "Electric" is different from a hose that consists of two, or even three, strips of common rubber glued on a piece of canvas and then wrapped or "lapwelded" into a tube that a child can tear apart with its fingers?

Before it leaves our factory, every foot of Electric Hose is tested by a water pressure of 400 lbs. to the inch. Ordinary hydrant pressure averages from 30 to 50 lbs.—and frequently bursts every make of hose excepting "Electric."

Electric Hose & Rubber Co.

Wilmington, Del.





**"Everything in Builders' Hardware."**

IT is a distinct advantage to the home owner to be able to get a complete hardware equipment made by one firm, for doors and windows of all kinds throughout a building.

It insures uniform quality and, if made by a firm with a reputation to sustain, the goods are sure to be right and to give satisfaction in every-day use.

Such is the advantage of using



**HARDWARE**

MANUFACTURED BY

**P. & F. CORBIN**

MAKERS OF

**"Everything in Builders' Hardware"**

N. W. Cor. Eighth & Arch Sts., - Philadelphia  
 106-108-110 Lafayette St., - New York  
 39 West 38th St., - New York  
 104-106 Lake St., - Chicago

MAIN OFFICES AND FACTORIES:  
 NEW BRITAIN, CONN.

Descriptive Literature on request

**Warm as the summer beach**



If anybody needs or deserves rooms just right to live in, to play in, to sleep in, it is the little folks. In spite of all precautions, the old-fashioned heating methods soon begin to leak or force ash-dust and coal-gases into the living rooms, and the loved ones are made to breathe burned, devitalized air, totally unfit for the lungs. Whereas Hot Water or Low Pressure Steam heating with

**AMERICAN & IDEAL  
 RADIATORS & BOILERS**

will supply pure, warm air to every room in the house in all kinds of weather. These outfits are used exclusively in hospitals, sanitariums, laboratories, colleges, greenhouses, etc., where correct heating and ventilation are an absolute necessity. IDEAL Boilers and AMERICAN Radiators are made in such small sizes, yet with equal completeness, that they are now put into thousands of cottages, houses, stores, etc., at prices easily within reach of all. These outfits soon save their cost by cutting down the fuel bills and absence of repairs; while their cleanliness halves the housework and saves much wear on carpets and furnishings.

Do not wait until you build that new house which you may have in mind. See that your present home is warmed as you know it should be, and it will rent for 10% to 15% more, or sell quickly at a higher price when you leave it. IDEAL Boilers and AMERICAN Radiators are a high-paying investment—not an expense.



A No. C-241 IDEAL Boiler and 555 ft. of 38-in. AMERICAN Radiators, costing the owner \$250, were used to Hot-Water heat this cottage.



A No. 3-22 IDEAL Boiler and 400 ft. of 38-in. AMERICAN Radiators, costing the owner \$195, were used to Hot-Water heat this cottage.


At these prices the goods can be bought of any reputable, competent fitter. This did not include cost of labor, pipe, valves, freight, etc., which installation is extra and varies according to climatic and other conditions.

Prices are now most favorable, and you get the services of the most skillful fitters. Don't put it off till the soon-coming Fall—write us to-day for free valuable book which tells fully all the hows and whys of IDEAL-AMERICAN heating.

Public Showrooms  
 all large cities

**AMERICAN RADIATOR COMPANY**

Write to Dept. 10  
 CHICAGO



**EXTREMES MEET!  
 Minimum Cost—Maximum Quality**


This is demonstrated fully in our 1910 catalogue of  
**Perennials, and Other  
 Hardy Plants**

which we grow exclusively by the acre. Free for the asking  
**PALISADES NURSERIES, Inc.**  
 SPARKILL, NEW YORK



# Country Properties for Sale

The Real Estate Department of House & Garden will be glad to advise its readers in regard to the purchase, sale or rental of country and suburban real



## BUNGALOWS

ARTISTIC—COSEY—SUBSTANTIAL—PORTABLE. BUILT IN SECTIONS—ANY DESIGN DESIRED. WE DO THE BUILDING—PRICE INCLUDES EVERYTHING.

Built in quantity enabling us to sell the best bungalow in quality at prices charged by others for an inferior product.

The price includes construction, foundation, heating, plumbing, hardware, fixtures, chimney, etc. Built in radius of 50 miles of New York for \$1250 and up, f. o. b. New York City.

Select your land or let us select it for you. We have hundreds of superb sites on Long Island, Jersey Coast, Atlantic Highlands, Westchester County, Connecticut, Hudson River, etc.

Call or send for booklets, literature and photographs giving complete information, floor plans, specifications, samples, etc.

**McVickar, Gaillard Realty Co.**  
489 Fifth Ave., (42nd St.) New York City.



"ALONG THE SOUND"

### FURNISHED HOUSES WILLIAM F. DAY

No. 500 Fifth Avenue Telephone, 2932 Bryant, N. Y.  
NEW YORK Residence Tel., 313 Greenwich, Conn.



FLORAL PARK, L. I. For Sale. Plot 88 x 101. House and Barn almost new. House has steam heat, electric lights. On first floor parlor, reception hall, dining room and kitchen. Large bath, three bed-rooms, maid's room. Adjoins private park at station. 15 miles from N.Y. Price \$6500. \$2500 cash; balance, \$4000, can remain on first mortgage. G. Clarence Stowell, 805 Flatiron Building, New York City.

## Mt. Kisco—Chappaqua

A woodland site on the main road—9 acres, easy of access yet secluded. Good view, best neighborhood, 1 mile from station.

Alfred Busselle, Architect, 1133 Broadway

## PELHAM HEIGHTS--BRONXVILLE

BEAUTIFUL HOMES IN THE  
HILLS OF WESTCHESTER COUNTY

Plots, 100 x 150 \$2500  
Sewer, water, gas, electric lights.

*Gooley & West*

Phone 708

Mount Vernon, N. Y.



THIS PLACE FOR SALE

### Greenwich, Conn.

Did it ever occur to you how accessible (with fast electric trains) we are to N. Y. and that you could buy or rent to advantage and enjoy living here on the water or among the hills to the utmost satisfaction?

#### I HAVE FOR SALE

Elegant Country Estates, Shore and Inland Residences, Farms, Acreage, Cottages and Building Sites. Also a number of selected Furnished Residences and Cottages to Rent in All locations.

Would be pleased to have you call or write.

**Laurence Timmons**

Opposite Depot Tel. 456 Greenwich, Conn.

**GREEN'S FARMS, CONN.**  
10 acres, overlooking Sound—mile to depot—10 room house, outbuildings \$6,500  
RIDGEFIELD, CONN.: 95 acre farm; fine land, all farm buildings, stream \$18,000  
Also: 150 acres adjoining, 2 streams, magnificent views, farm buildings \$12,500

**RAYMOND & POLLARD**  
Telephone 967 Norwalk, Conn.



### AT SCARSDALE "Edgemont Estate"

The ideal realization of out of town living. A delightful home community, for all year residence, protected social environment, the charm of the country, all city improvements. Immediately at station; only 19 miles, on Harlem Elec. Div. N. Y. Cent. R. R.

**Scarsdale Company**

J. WARREN THAYER, PRES.  
Scarsdale, N. Y. 503 5th Ave., New York  
Westchester Co. Corner 42nd Street.



This beautiful country home at a bargain. House has 12 large rooms and bath; also open attic convertible into 2 good sized sleeping rooms. Large living and dining room, summer kitchen and laundry. Stable and windmill as shown. Lot about 220 x 420 ft. Fine grove in rear of house. A very desirable property for summer home, convenient to Great South Bay.

Price, \$9000—\$5000 can remain on mortgage. Apply to  
**E. W. KING, Bay Shore, Long Island, N. Y.**

# Property and Rent

estate in all parts of the country. This service is given without charge. Address Real Estate Department, House & Garden, 449 Fourth Avenue, New York City.



"GWYDYR"

**I**F YOU want a beautiful and modern country home surrounded by a lovely park, and only six miles from Boston, it will pay you to investigate this property.

**H. A. BARKER**

311 West 43d St., New York City

### AT GARDEN CITY ESTATES, L. I.

We have a very attractive eleven room house, two blocks from Depot. All improvements, 30 minutes from N. Y. City. Price \$9500.

### AT STAMFORD, CONN.

A truly magnificent estate of 245 acres, 2 miles from Depot. Main dwelling very large, stone construction. Over 25 other buildings. All of most modern construction. Price \$175,000.

Let us mail you our list.

**J. K. VAN VRANKEN & CO.**  
Country Dept. 8 West Fortieth St., N. Y.

## Wm. S. Meany

Smith Bldg. Tel's 103-293 Greenwich, Conn.

### GREENWICH, CONN.

REALTY of all descriptions FOR SALE

**Country Seats, Estates, Residences,  
Farms, Acreage, Building Sites**

Furnished and Unfurnished Houses  
to Rent for 1910 Season

Would be pleased to have correspondence or  
a call advising of requirements.

## HOLLIS PARK GARDENS

at Hollis, L. I., 2 miles East of Jamaica on the Penn.-L. I. Main Line.

A beautiful residential park on Long Island twenty-two minutes from New York. An exclusive community with every city convenience and improvement such as water, gas, electricity, sewers, concrete sidewalks, asphalt pavements, etc. Hundreds of trains daily. Situated on the ridge of Long Island, high and dry, with a cool ocean breeze tempering the midsummer afternoons and evenings. Fully restricted and convenient terms.

As a home site it is ideal; as an investment it is unexcelled.

Send for illustrated brochure showing views of the Gardens, pictures of its charming homes and full description with diagram of available sites.

ISLAND CITIES REAL ESTATE CO., 585 Fulton St., Brooklyn, N. Y.



### Seashore Home for Sale, Rehoboth Beach, Del.

House situated on bluffs; property covers one full ocean front block. Most desirable situation on Delaware coast. Nine bedrooms; sun parlor; bathrooms, fresh and salt water; also servants' bedrooms in separate building; pumping house, absolutely pure water from driven wells; also bowling alleys and shuffle boards in special building.

For further information apply to

**ROBERT P. HOOPER,** 509 Arch Street, Philadelphia

### One of the MOST GLORIOUS

hilltop places in **TAMWORTH, N. H.**, for sale or rent, furnished. Bath. With few acres or up to 200, including 100 acres soft timber. Season, \$300. Also furnished cottage for sale or rent; season, \$150. Photos, map, U. S. report on timber, and all details.

**C. G. HOAG** Haverford, Pa.

### NEW LONDON ON THE SOUND

Modern house, beautiful Sound view, near beach, at Eastern Point. Large list of desirable places to lease or sell.

**W. M. S. CHAPPELL** 79 Green Street

### RHODE ISLAND

#### THE KNOLLS, WESTERLY, R. I.



Estate of 46½ acres, 1½ miles from center of town; five minutes walk from New London trolley line; four miles up the river from Watch Hill. New house situated on knoll between street and river, has fine view of river and town; house has 16 rooms; porte cochere entrance on street side; 10 feet piazza; all modern improvements; 4 fireplaces; trout pond stocked; ice house; water supply, best on earth from never failing spring on farm. House and barn lighted by electricity. Furnace heat. Estate complete in every way; an ideal home.

**W. D. CRITCHERSON,** Westerly, R. I.

### GREENWICH, CONN.

The Choicest Residence Section along the Sound  
I am offering for Sale

Several exceptionally desirable Houses of the best class on Shore and Inland now at attractive prices  
Also ACREAGE, FARMS, BUILDING LOCATIONS,  
SMALL COTTAGES, ETC.

Patronage solicited and personal attention given in showing all properties

FURNISHED DWELLINGS FOR THE SEASON

**Wm. R. Ferguson**

Smith Bldg. Tel. 981 Greenwich, Conn.



A VIEW FROM SORRENTO, MAINE

### A SUMMER PARADISE

The Mt. Desert Region, Maine.

Cottages for the season, \$100 to \$600. Also fine Shore Estates for sale, \$2500 to \$15,000. A few cottages, \$1000; rentals, \$5 per week and more. Choice Building Sites. Unrivalled climate, beautiful views.

**S. W. SUTTON** Ellsworth, Maine



This beautiful country place in Broome County has 30 Acres of rich land, 800 feet of river frontage, abundance of fruit, splendid house with all improvements, large stable and poultry houses, fine view, healthful climate. Price, \$20,000. Write for full description.

**W. H. HAZARD & CO.**

15 River Street Salamanca, N. Y.



**NEW CANAAN, CONN.**, way up high; fine sound views; 25 acres; 8 woodland, 6 in pasture, 2 in orchards, 9 in fields, garden and lawn. Splendid home, 9 rooms, 2 open fireplaces, 2 baths, 2 stairways, open plumbing, cemented cellar, all appointments first class. Large stable, 3 stalls for horses, 2 for cows, etc. Price \$22,000. Rent furnished for Summer, \$1000. This property could be sub-divided into 5 Beautiful Building Sites. For full particulars and appointment to inspect call or write. Other desirable attractive farm bargains furnished; unfurnished houses for the season. **W. A. WHEELER,** NEW CANAAN, CONN.



# Country Properties for Sale

The Real Estate Department of House & Garden will be glad to advise its readers in regard to the purchase, sale or rental of country and suburban real



**SEASHORE** First public notice of the offering of one of the finest places on the New Jersey Coast for sale or rent. One mile from Seabright Station. House containing 11 masters', 12 servants' bedrooms, 7 baths; stables, garage, gardener's cottage, laundry, large kitchen-garden, ice house, electric light plant, tennis court, Italian and rose gardens, beautiful trees and lawns, etc. Place contains about 50 acres, thoroughly improved land and all the appointments of a desirable country home at the seashore. Full particulars of Country Department.

**PEASE & ELLIMAN, Inc. 309 MADISON AVENUE, N. Y.**



**AT SCARSDALE Westchester County**

Modern improved property: house 15 rooms, 3 baths, open fireplaces, electric light, water, sewerage. 5 acres gardens and improved lawns, facing small lake. In center of Heathcote Association Properties, best country-side and residential section of Scarsdale.

Scarsdale Company, Agents Scarsdale, New York  
503 5th Ave., N. Y. City

## ELKWATER

A summer home and farm of 105 acres ready for use. Desirable property—will sell on very favorable terms to close estate. House of 18 rooms, including bath, separate laundry. Stable, barn, etc. Near headwaters of Delaware River, New York State, 2,000 feet elevation. Express trains to New York. Fine climate, mountain air, no river fogs, beautiful scenery.

J. L. GREENLEAF, Executor  
1 BROADWAY, NEW YORK.

## HOUSES AND GARDENS PHOTOGRAPHED IN COLOR AUTOCHROME PROCESS

Write for Particulars  
Eldred S. Bates, 115 Broadway, Room 1414  
NEW YORK



To Let or For Sale—This desirable place with front river view, 10 acres of lawn; or whole property of 78 acres at Scarborough-on-Hudson. Address Smith Realty Co., 9 E. 30th St.

## MARYLAND

FOR SALE

Charming old homestead in fashionable Green Spring Valley. Twelve miles from Baltimore. 23 acres of land on which are the famous "Lystra Springs," quarter mile from Rogers Station. The center of fox hunting district. Address all inquiries

F. S. HART, AMBLER, PA.

## RIDGE FARM

**200 ACRES** of beautiful land, occupying the entire summit of the highest hill in this section; very extensive views in every direction, including a view of Long Island Sound for many miles. The property is situated 3 miles from Ridgefield, than which there is no more beautiful town in the Connecticut hills. This property is eminently suitable for a country estate and as a basis for such country estate the property may be had at an extremely low figure.

H. E. DANN & SON, Inc.

500 Fifth Avenue, New York City and 45 Wall Street, Norwalk, Conn.

## REAL ESTATE FOR SALE WEST CHESTER CO. A Mount Vernon Palatial Home

ON CHESTER HILL, containing all the most modern conveniences for luxury and comfort. Location, one of the choicest in the city. A superb large living room, handsome fire place, Sun parlor, connecting also with fire place. Dining room most attractive and large. Very handy butler's pantry, and large light kitchen. Card room or den under stairway. Music room on large stairway landing half way to 2d floor. Four splendid bedrooms, large closets and 2 tiled bathrooms on 2d floor (running water in closets of each bedroom). On 3d floor are 4 rooms and 1 bath. Excellent heating plant, gas, electricity, and interior trim is mahogany and white enamel oak floors. Exterior the finest stucco. This property is high, plot 115x168 and must be seen to be fully appreciated.

An exceptionally fine place Price \$35,000 Must be sold quickly  
Entire furnishings will be sold if desired  
COOLEY & WEST, Inc. Mt. Vernon, N. Y.

Furnished and unfurnished houses to let Cottages and residences for sale throughout vicinity



OUR INTERIOR VIEW

**A GENTLEMAN'S COUNTRY ESTATE** of 222 acres in Maryland,  $\frac{1}{2}$  of a mile frontage on Potomac river which is salt water and affords fine fishing, bathing, boating, crabbing and in the fall and winter months wild duck and goose shooting; within 60 miles of Washington, D. C., by rail. Near station. Large frame dwelling of 11 rooms situated so as to give a beautiful view of the river and surrounding country for miles. Many farm buildings. Price, \$16,500. Virginia Farms, Colonial Homes, Stock Farms, Hunting Preserves and Water Front Properties.  
C. H. HARRISON, FREDERICKSBURG, VA.

## For Sale or Rent. BERNARDSVILLE, N. J.

A modern stone house, Norman architecture, on nearly the highest part of Mine Mount; fully furnished; 8 master's bedrooms, 4 servants' bedrooms, 4 bathrooms; heated by steam; also stable with 5 stalls, ice house filled, and gardener's cottage; nearly 60 acres. Magnificent view; rental reasonable and terms for sale to suit.

POST & REESE - - 16 East 60th St.

## OLD COLONIAL HOMESTEAD Southport, Conn.



Only 150 ft. from Harlor on Long Island Sound.

House of 12 large rooms, all modern improvements. About  $1\frac{1}{2}$  acres of lawn with shade and fruit trees, shrubs and rose bushes, etc.

Large conservatory with hot water heater.

er. Price, \$9,000. For plans and terms, write or call.

J. S. PECKHAM, 41 Park Row, N. Y.

# Property and Rent



estate in all parts of the country. This service is given without charge. Address Real Estate Department, House & Garden, 449 Fourth Avenue, New York City.



## 43 ACRES Stamford CONN.

Overlooking L. I. Sound. 3800 feet road frontage; 10 Room Cottage, 12 Room Bungalow and Immense Poultry Plant

will be sold at a Bargain.  
Frank L. Fisher Co., 440 Columbus Ave., N. Y., or E. P. Jordan, Stamford, Conn.

## SPECIALISTS IN NORTH JERSEY and MONTCLAIR BENNET H. FISHLER, Inc.

**MONTCLAIR**                      **UPPER MONTCLAIR**  
Opp. Lackawanna Station      Opp. Erie Station  
35 Nassau St., New York City

### BEAUTIFUL HOME

1½ miles from Katonah Station, on Harlem Railroad; 18 rooms, 26 acres of land, with shade and fruit trees, shrubbery and flowers. Adjoins Col. Jay's and Whitmans estates. For sale or will rent to responsible party. Address,

**STEPHEN D. LYON,**

138 Railroad Ave.,                      White Plains, N. Y.

**MANAGER** A gentleman desires a position as manager of a country estate. He has had seven years' experience in Farm, Park, Greenhouse, Dairy, Forestry and office management, and is thoroughly capable of taking full charge of a large country estate, is thoroughly conversant with business methods and can furnish the best of reference as to character and ability.  
Address Box S,                      House & Garden.

## IS YOUR COUNTRY PLACE FOR SALE?

If so you can bring it before 25,000 possible buyers through the Real Estate Department of HOUSE & GARDEN. This department also affords you a splendid medium through which to rent your summer home, cottage or bungalow. A special low rate is made in this section and the price of space includes the cost of making a half-tone cut of your property for illustration from any photograph you send us.

Space \$5.00 per inch, single column

### For examples:

- A 2-inch advertisement the size of Scarsdale Co. on opp. page costs \$10.00
- A 3-inch advertisement the size of Dean Alvord Co. on this page costs \$15.00
- A 4-inch advertisement the size of Luke & Baxter on this page costs \$20.00

Forms for May number close April 12th

Address "REAL ESTATE DEPARTMENT"

## HOUSE & GARDEN

449 Fourth Ave.,                      NEW YORK CITY



130 FEET ABOVE THE SEA

## Do You Want an Ideal Bungalow?

**COMMANDING** Wonderful Views of Sound and sea from wooded crest of boldest headland on famous North Shore of Long Island; at Port Jefferson, convenient to New York.

In beautiful **BELLE TERRE ESTATES**, a private, highly developed natural park of 1,300 diversified acres, with every seaside requisite. 60 miles of Shaded Bridle Paths and Forest Drives. Garage, Golf, Tennis, Bathing, Canoeing; Yachtsman's paradise. Excellent Society; Luxurious Club Hotel.

**Bungalows**, \$3,000 to \$10,000; **Colonial Dwellings**, \$10,000 to \$20,000; **English Country Homes**, \$20,000 to \$25,000. Picturesque sites. Write for illustrated booklets; album de luxe "BELLE TERRE," superbly illustrated. One Dollar.

DEAN ALVORD COMPANY, Mgrs. Dept. G. 111 Broadway, New York.

## South Shore of Long Island

Residence Properties, Farms and Acreage for Sale.

Choice summer homes near the Bay  
to Rent for season

Write or call for particulars

Tel. 22J. **JEREMIAH ROBBINS**, Babylon, L. I.

## ALL LONG ISLAND



### WATER FRONTS

RESIDENCES                      ACREAGE

ESTATES & SMALL PROPERTIES

SALE  
OR  
SEASON'S RENTAL

Manhattan and Connecticut  
Real Estate

## LUKE AND BAXTER

39 EAST 42<sup>ND</sup> ST                      NEW YORK

MAY 18TH TO MAY 25TH, 1910

## REAL ESTATE AND IDEAL HOMES SHOW

Madison Square Garden

New York

The "Ideal Homes" feature of this show will include an interesting display of bungalows, portable and cement houses and the reproduction of interiors of Ideal Homes with all of the latest and best devices for the comfort and convenience of the home. The arts and crafts will be represented with all of the latest and best in decorations, floor and wall coverings, tapestries, hangings, cabinet trim, bath room and kitchen fixtures, heating devices, etc., etc.

Reservations of space now being made

EDWARD E. HASKELL, General Manager

"REAL ESTATE HOME AND EXPOSITION COMPANY"

Metropolitan Building

1 Madison Ave., New York

# Motor Boat



It is logical that a magazine like *House & Garden* should carry in it a directory of manufacturers of equipment that forms so large a part of the enjoyment of a motor boat is not a part of its recreative outfit. But it is important when purchasing a motor boat to be sure of securing a well built craft and a reliable years of successful operation. The readers of *House & Garden* may well feel assured, when dealing with these advertisers, of fair treatment and reliable service. The Motor Boat Department, *House & Garden*, 449 Fourth Ave., New York.




Ever see such Comfort, such Speed, such Elegance of Finish

## Rochester fast family Runabouts

Are built to carry you, your friends or family at an 18 mile clip; a speed that leaves everything but out and out racers far astern. They are the last word in comfort, and their ability to withstand rough weather is remarkable.

If it interests you write for literature and pictures of Rochester hulls and engines

**ROCHESTER GAS ENGINE CO.**  
Driving Place Rochester, N. Y.



"Ask the man who runs one"  
**THE SUPREME "SYRACUSE"**  
For Speed, Pleasure Boats. 4 to 120 H. P. 1 to 6 Cyl.  
High Quality—Low Price  
**SYRACUSE GAS ENGINE CO.,**  
1813 Park St. SYRACUSE, N. Y., U.S.A.

## PALMER MOTORS AND LAUNCHES


Two and Four Cycle, One, Two and Four Cylinder. Stationary and Marine. One to Thirty h. p.

Launches 17 to 35 Feet in Stock  
Catalogue FREE.

**Palmer Bros.,**  
Box G. Cos Cob, Conn.  
New York, 31 E 21 St.; Philadelphia, The Bourse; Boston, 85 Union St.  
Providence, R. I., 242 Eddy St.; Portland, Me., Portland Pier.



## \$75.00 Upward for the Best Lackawanna Motors




New "Double" Type Balances Explosions Increases Power  
New ANTI CRANKING Feature Simplest. Most Efficient. Valveless.

One to Six Cylinders 2 1/2 to 45 H.P. for All Boats. We originated the Valveless Motor. We originated the Practical Three-port Design and Construction as well as Simplified Improvements made from time to time. Complete Boat Outfits. Write for

Handsome new Catalogue of the "Silvered Cylinders." Not Price Alone—Better Quality.

**LACKAWANNA MFG. CO.** 30 Coldwell Street, Newburgh, N. Y.  
126 Liberty Street, New York, N. Y.



## THE BRIDGEPORT


"The Motor that Motes."  
The only marine gasoline motor, in which the working parts are all removable without complete disassembling. Practical construction—equal to the finest. One of the oldest, most refined, and best-known marine motors on the market.

Satisfaction guaranteed.  
**THE BRIDGEPORT MOTOR CO., Inc.**  
BRIDGEPORT, CONN.

## STANDARD MARINE ENGINES CHAMPION IN 1909

Winner of all the Star Competitive Events of the year.  
New York—Bernuda Ocean Race—Won by "Heather" 40-50 HP. STANDARD.  
Seattle—Vancouver Race—Won by "Soya" 25-32 HP. STANDARD.  
Lake Ontario Long Distance Race—Won by "Satanita" 40-50 HP. STANDARD.  
New York—Marblehead Ocean Race—Won by "Elmo II" 12-15 HP. STANDARD.

The winning of the Long Distance Championship of the Pacific and Atlantic Coasts and the Great Lakes for 1909 completely demonstrates the superiority of construction and dependability of the STANDARD Marine Engine. Insist upon the BUILDER of your yacht or launch installing the STANDARD Engine. There are



no substitutes. There are no equals. The STANDARD only will make good your expectations.  
**STANDARD MOTOR CONSTRUCTION CO.**

174 WHITON STREET  
JERSEY CITY, N. J., U. S. A.

## Ignition Troubles

BY T. E. WHITTLESEY

AN authority who has followed the history of motor boating from the infancy of the sport is responsible for the statement that nine times out of ten when the motor goes on strike an inspection will locate the difficulty in the ignition. Though the number of times when the operator has to drop the wheel and "look her over" is becoming decidedly less with the steady improvement in gasoline motor construction, it is an open question whether the ratio of ignition troubles to those in other parts of the motor has changed appreciably from that given above.

When one takes into consideration the fact that the ordinary high-tension system of ignition depends upon a difference in the spark gap of some thirty to fifty thousand volts, it will be readily understood that the wires carrying the current must be so thoroughly insulated as to be, as far as possible, absolutely free from any chance of short-circuiting.

The very best insulated wire that is obtainable is none too good for use in the motor boat ignition system. Even though this does cost twenty cents a foot, what does the cost of five or six feet of good wire amount to when weighed in the balance with the satisfaction arising from the assurance that your boat isn't going to balk for you every time you take it out?

If your boat is of the open type with its motor unprotected from spray


We have done away with the old-time method of distribution

## Tuttle Marine Engine

and have adopted an up-to-date selling plan which enables us to name the users of gasoline engines a very attractive. Write for full particulars. It will pay you.

**TUTTLE MOTOR COMPANY**

SUCCESSORS TO  
17 State Street D. M. TUTTLE CO., Canalton  
Metropolitan Office: City Island, N. Y. Boston Office, 70 Long



(A set will bring these useful kitchen articles to you by return mail. No kitchen outfit is complete unless it contains a Delta file or sharpening knives and scissors. Can be used for many purposes about the house.)



**Delta Sales Company**

Room 938

346 Broadway

**DELTA**

New York City



You same writing catalog THE RO



# at section



of a summer home by the water. A country house with a situation, whether it be by lake, river or sea, is far from taking advantage of its opportunities engine. In this Motor Boat Section appear announcements of only reliable boat and engine manufacturers. Their product has become standardized through We shall be very glad to advise any of our readers in regard to the purchase or equipment of a motor boat or engine. Address correspondence on this subject to

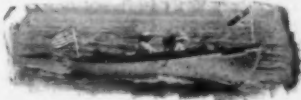
you will do well to take the additional precaution of giving all the exposed wiring several coats of good shellac.

Still another cause of trouble is the wear on the platinum points of the vibrator—a trouble that is frequently blamed mistakenly on weak batteries. When these points become rough and pitted from the continued heat of the electric arc between them, take off the vibrator and smooth the platinum surfaces with a piece of fine emery cloth. One way of equalizing the wear on the two points is to shift the wires occasionally so that the direction of the current through the coil is reversed.

Provide yourself with an ammeter—one of the watch-form pocket types reading to thirty amperes will serve, and test your dry cells now and then. New cells should show from twenty to thirty amperes; when they fall to five or six, take them out of the battery box and make them serve out their time in furnishing current for the electric bell system in the house, which requires far less constant drain upon their strength.

## The GURNET DORY And CLIPPER LAUNCH Are SEA GOING MOTOR BOATS

ESPECIALLY ADAPTED FOR YACHT TENDERS



25-FOOT GURNET DORY

LESS, UNDER WATER EXHAUST—SAME AS USED BY U. S. NAVY DEPT.—SIMPLE ENOUGH FOR A WOMAN TO HANDLE.

SPEED BOATS TO ORDER—15 TO 30 MILES.  
TO ENABLE SATISFACTORY REPLY, PLEASE  
STATE REQUIREMENTS. BOATS, DE.  
MOTORS, Etc.


THE ATLANTIC COMPANY, AMESBURY, MASS.

BOSTON, 93 HAVERHILL ST.

NEW YORK, 612-30 CHURCH ST.

THE EQUIPMENT  
—THE PATIOUS  
ATLANTIC AND  
SPECIAL MOTORS  
—WITH WATER-  
PROOF IGNITION  
—SILENT, ODOR-

## SCRIPPS MOTORS



are known the country over for their record in speed and endurance contests and for their reliability in cruising and family launches. A Scripps Motor recently took a cruise on a 2500 mile journey without a hitch, repair or adjustment of any kind. Scripps Motors are four cycle in type, made in every desired size from 6 to 100 H.P., one to six cylinders.

Only the highest grade of materials are used, and in finish and construction they can only be compared to the highest type of automobile engines. We will gladly send catalogue and information regarding Scripps Motors on request.


SCRIPPS MOTOR COMPANY  
662 Lincoln Ave. Detroit, Mich.

## PERFECTION ENGINES

Perfection Marine Engines are sold under a guarantee to give complete satisfaction or free replacement.

2 H.P. \$48 Complete-Ready to install. You can't equal them for power, speed, efficiency, simplicity of construction, ease of operation and quality of finish. Low prices possible because of large output. All sizes 2 to 25 H.P. Handsome Catalog giving full details, free. Send for it.

THE CAILLE PERFECTION MOTOR CO.  
131 Amsterdam Ave. Detroit, Mich.



## NOTICE




In the boating publications we are bringing special attention to each of the leading features that culminate in the most efficient marine engine. We are doing this because we know how much experienced boatmen appreciate this.

You can have this same information by writing for our 1910 catalogue.

ROYAL  
ENGINE

THE ROYAL ENGINE CO., BRIDGEPORT, CONN.



## BROWN

Our engines are suitable for Canoes, Yacht Tenders, Fishing Boats, Pleasure Launches, Racers, etc.

1, 2, 3 or 6 cylinders. 1-80 H. P.

Catalogue on request.

The B. F. Brown Gas Engine Co.


DEPT. H  
Syracuse, N. Y.

67H. P.

(vii)

## SINTZ 2 and 4 CYL. OPPOSED MARINE MOTORS

ABSOLUTELY NO VIBRATION




Sizes 6 to 40 actual horse-power

The center of weight on our motors is lower than on any other type which increases the stability of your boat.

The motor can be placed under locker with control at steering post, giving the cleanest construction and the greatest amount of seating capacity. No noise but the ripple of the wheel.

Guaranteed for 2 years

GUY L. SINTZ CO.,  
Desk H, MARSHALL, MICH.



## ELBRIDGE MARINE ENGINES

For the Man Who Doesn't Want to be Towed Home


Simplest and lightest motors of their bore and stroke dimensions possible to build. Run equally well at any speed from 200 to 2000 r. p. m.

Backed by an unlimited guarantee based on years of experience in light weight engine construction.

So remarkable in their accomplishments that you owe it to yourself to investigate them before buying a motor. Catalogue Free.

ELBRIDGE AERIAL ENGINES—the only American Motors tried and found practical for aerial navigation. Send for specifications.

ELBRIDGE ENGINE CO.,  
3 Culver Road Rochester, N. Y.



## POULTRY DEPARTMENT

### Perhaps never before



This shows a 7 months pullet, she weighs 7 1/2 lbs. and began laying the middle of her 6th month and keeps at it.

In the history of "fowldom" have birds so universally gained prominence in so short a time as have the Buff Orpingtons, which were originated in England in 1894. They are beautiful beyond description with their pure red ears, pinkish white flesh and legs, and color of males merging into golden red. Their great intrinsic worth is their laying qualities, continuing through all changes of winter weather. They are fine hatchers and mothers, and are the strongest, healthiest stock in existence. At five months they weigh from six to seven pounds, and mature from nine to ten. They are universally admired — universally sought after, and he who possesses them is indeed fortunate.

The Orpington is unexcelled as a dual purpose fowl, and wherever introduced they supplant all rival breeds.

Have steadily improved my strain, for my own pleasure, until this year I have mated some fine pens from which I will sell a limited number of sittings. A few fine utility cockerels. \$5.00 up.



A vane cock, jig-saw hatched, gorgeous to look at, tells the wind's vagaries. Bent with each order of best eggs. 10 inches high.

**JOE-PY**  
Breeder of  
Buff Orpingtons

South Norwalk, Conn., R. F. D. 37  
114 East 28th St., New York

Catalogue with actual photos of pens on request

"Count and pay for your chickens after they are hatched"

THE **RED FEATHER** LAYING QUALITY

ROSE COMB RHODE ISLAND REDS.

A practical fowl for practical people. "No Chicks, No Pay" my original way of selling eggs for hatching explained in free booklet. "Red Feather Reasons".

THE RED FEATHER, Box 2794, Bridgeville, Pa.

Red Cuban Games the most beautiful and gamest on earth, they have won in every clime. Hens are prolific layers of eggs of exquisite flavor. Beautiful for country home or estate. Eggs \$2.00 per 15.

COMRADE KENNELS

Fred Sheckler, Prop.

BUCYRUS, OHIO

### BABY CHICKS

These White Rock chicks are hatched from our Trap-nested and Pedigreed Stock.

This strain has the Winter-laying Habit.

We guarantee A-1 Quality.

20 chicks for \$6.00.

Standard Plymouth Rock Farms  
CONSTANTIA, N. Y.

W. G. Holbrook

Stephen Marsh

### LAKEHILL FARM

W. H. THACHER

The home of S. C. W. Leghorns, W. P. Rocks and Imperial Pekin Ducks. Leghorn eggs for hatching, \$1.50 per 15; \$6.00 per 100. W. Rock eggs, \$3.00 per 15, \$12.00 per 100. Duck eggs from pens headed by 10 lb. drakes, \$1.50 per 10, \$8.00 per 100. 90% fertility guaranteed on all eggs. A trial order will convince you. Correspondence invited. Address all communications to

JOHN H. WEED, Mgr., Hillside, Westchester Co., N. Y.

### THOROUGHBREDS!

Something above the ordinary. Royal strains of poultry are well known, White Holland Turkeys, New York winners, Indian Runner Ducks, Jamestown, winners, Single Comb Buff Leghorns, New York winners, Guinea Hens, all varieties, Muscovy Ducks. Life members American Buff Leghorn Club. Write for what you want. Now booking egg orders. Free circular. Royal Farms, Box 104, Little Silver, New Jersey.



### Hillcrest Farms, Oakford, Pa.

Barred, Partridge, Silver Penciled and Columbian Plymouth Rocks

WINNERS AT MADISON SQUARE GARDEN

Free Catalogue 300 Prizes Eggs \$3.00 and \$5.00 per Setting

Can Furnish Utility Stock for Country Homes

### Some Points on Incubators

BY M. ROBERTS CONOVER

AN incubator is a box-like machine properly ventilated, heated by a tank of hot water or air, and is so constructed as to insure the egg chamber against external atmospheric changes, thus maintaining a uniform temperature during the period of incubation. This period, for chickens, is twenty-one days.

Reliable machines have three perfectly tight walls with air spaces between, although some manufacturers guarantee machines with only one such air space, which is packed with mineral wool.

The egg trays must be side by side, never one above the other, and the space below, used as a nursery, should be high enough to permit the newly hatched birds to stand erect. There must also be space



The typical incubator lamp has a metal handle with a durable handle and a metal chimney containing a mica-covered aperture opposite the flame

enough before and behind the trays to allow the chicks access to the nursery from the trays above.

In selecting a hot-water incubator it is unwise to economize upon the tank. Brass or copper will last a lifetime; the galvanized iron ones used in the cheaper incubators corrode in one season. The tank should be at least four inches above the egg trays.

The glass panels, admitting light through the top of the machine to the egg chamber, should be double, and there should be two sets of glass doors in the front of the incubator, one behind the other, with the egg trays so low that the operator may take note of the thermometer upon them.

Varnish and ornate woodwork are non-essentials of a first-class machine, but it is vital that its parts be well joined, that its doors fit snugly and easily and that the egg trays slide smoothly. The legs should be strong and well braced. This feature is overlooked by some manu-

### Fancy Ducks, Swans

and other ornamental birds for Parks and Lakes. Also wild animals and birds of every description.

Write for price list

OLDEST ANIMAL AND BIRD IMPORT HOUSE

LOUIS RUHE

248 Grand St. New York City, N.Y.

### BLACK ORPINGTONS

The bird for the city lot or country home.

Fine layers and table fowls. Thrive in confinement. Mature early. Beautiful plumage.

Eggs for hatching 10c each (large).

Leslie Jefferis, - Bridgeport, Pa.

### DON'T BUILD

that new hen house or fix up the old one until you get our large new 100 pp. catalog (over 100 illustrations) telling all about the Potter Poultry House Features, Perfection Feed Hoppers, Simplex Trap Nests, feeds and supplies of all kinds. Potter Pictures have been on the market over 8 years and are used by thousands of poultry keepers. They are complete, convenient and sanitary; made in 3 styles and 12 sizes to fit any hen house. We now make the complete line of PORTABLE (K. D.) HOUSES, BROOD COOPS, PIGEON LOFTS, etc., formerly made by the Morgan Sanitary House Co., of Lemont, Ill. These are made in so different styles and sizes, and if you want a complete, up-to-date and cheap house or coop of any kind you should not fail to send for large illustrated catalog telling all about these goods.

**DON'T KILL** or sell your laying hens: use the POTTER SYSTEM and pick out the layers from the loafers and keep only healthy laying hens. The Potter System is the greatest discovery of the century in the poultry world and is used by over 25,000 poultry keepers. You can save dollars every year by using our system, because you keep only layers. Our new 100 pp. book entitled "Don't Kill the Laying Hen" is a revelation to poultry raisers on the subject of laying and non-laying hens and egg production.

Potter Poultry Products are for Particular Poultry People, and if you are particular and want to make more money on your flock you will write today. Send two red stamps to cover postage on our large 100 page catalog and circulars.

T. F. POTTER & CO., Box 77, Downers Grove, Illinois



In writing to advertisers please mention HOUSE AND GARDEN.

facturers who turn out machines otherwise satisfactory.

The typical incubator lamp has a metal fount with a durable handle and a metal chimney with a mica-covered aperture in the side, opposite the flame. It is so placed that it readily heats the air or water in a projection of the tank. This hot air or water passes through the tank in the top of the incubator and as it cools falls through a conduit on the opposite side and is returned beneath the egg chamber to be reheated.

A wick long enough to last through the hatch is an important forethought and it must exactly fit the burner. For a two-hundred egg incubator the lamp fount should hold one quart of oil and the wick should be one inch wide. Morning and evening the lamp must be replenished with the best grade of oil, the wick trimmed evenly and soot removed from the chimney with a cloth. A lamp nearly empty is unsafe, and poor oil and a dirty chimney induce smoke, which is disastrous to the hatch.

A dry, light, ventilated cellar is the best location for an incubator. The ventilators of incubators should not admit cooler air directly to the egg chamber but in such a manner that it is warmed as it enters.

The regulator of an incubator is a device employing the principle of heat expansion and must control the temperature of the eggs in their trays. One incubator which hatched every fertile egg obtained this result by a simple regulator consisting of a float in the water tank attached by wire to levers above. Any expansion or contraction of the liquid moved the levers, which, being connected with a sleeve about the wick of the lamp, raised or lowered the flame.

Some machines have a thermostatic bar of expansive material placed between the egg trays and affecting a valve or cap over the chimney by means of levers. Metal discs are also used instead of the thermostatic bar, and alcohol and mercury are employed with excellent results.

Whatever device is used, the expansion and contraction of the testing substance must be uniform and the response at the source of heat supply instantaneous. To insure this the operator should run his machine two days before trusting it with the eggs.

After the eggs have been in the machine twelve hours, they must be turned and twice daily thereafter until the eighteenth day. All large incubators have their own devices for rapid turning, but with the small ones this can be done as well by hand. It is advisable to remove the trays from the incubator for about five minutes night and morning keeping the machine closed meanwhile.

After five days of incubation the eggs should be tested. If the egg is held horizontally before the tester, the heart and vascular system of the embryo is revealed if the egg is fertile. Infertile

(Continued on page xxxiv)

POULTRY DEPARTMENT (Continued)

**PEERLESS POULTRY MASH**

Balanced Animal, Vegetable, Grain

Price \$2.67 per cwt. delivered east of the Mississippi River

**CYRUS F. DYER & SONS**  
Shamokin, Penna.

**EGGS FOR HATCHING**

Rhode Island Reds

WHITE CRESTED BLACK POLISH

"From the kinds that win"

Prices \$3 for fifteen Satisfaction guaranteed

ADDRESS  
**J. P. MILLER, JR.** Care of Salt Town Farms  
117 DILLAYE BLDG. SYRACUSE, N. Y.

**SPRINGER'S JERSEY STRAIN**

leading winners—Madison Square, Baltimore, Philadelphia, Scranton, Pittsburg and Bridgeton.

**WHITE PLYMOUTH ROCKS**

Eggs—\$1.50 to \$5.00 setting.

**PEKIN DUCKS**

Eggs—\$1.50 to \$3.00 setting.

**SQUABBING PIGEONS**

**PAUL G. SPRINGER,** R. D. 4 H, Bridgeton, N. J.

**HATCHING**

**Twowillow Farm Barred Rock Chickens**

Note our offer: We have 12 pens mated, prize-winners, and New York winning blood. We are hatching chickens from them, and in order to get new business will sell 30 eggs from our best pens for \$5. If you have post-card handy, write for circular.

**THE TWOWILLOW FARM** 366 Dodge Rd., Beverly, Mass.



**Orpingtons**

Buff and White

of the highest type and quality. None better—100 fine Buffs for sale.

Eggs for Hatching

Illustrated catalogue with prices, etc., free

Address: C. A. Keeler, Muskegon, Mich.

**FRENCH QUALITY R. I. REDS**

have proved to be the biggest payers because they are the greatest layers. For your Suburban Home and Country Place.

**Won Highest Awards** Madison Square Garden, Boston, Detroit, Chicago, Indianapolis, Providence and Alaska Yukon Pacific Exposition.

A Limited Number of Breeders For Sale

Eggs for Hatching - - Catalogues Free

**R. S. FRENCH** - - - - - Flushing, Mich.

**PRIZE POULTRY, PIGEONS, HARES**

20 eggs \$1.00. Leading varieties. Booklet Free. Send 10 cts. for my large illustrated and descriptive catalogue. Address

**PROGRESSIVE POULTRY YARDS**  
**F. G. WILE, Prop.** TELFORD, PA.

**"Faultless" Houdans**

The great winter layers of turkey-sized snow-white eggs. These birds have won every first prize at New York, Boston and Chicago shows for years. Stock and eggs for sale. Send 10 cents for the largest illustrated Houdan book ever issued. They are the most beautiful fowl bred and average 250 eggs a year.

**K. F. McAvoy, Secy. Houdan Club**  
Cambridge New York

**High Class Fancy Pigeons**

Jacobins, Gorse Strain; English Owls, Cash Strain; Chinese and African Owls, Eckert Strain; Crested Helms, English Pouters, Tudor Strain; White Crested Black Polish, Columbian Wyandottes, and Buff Ply. Rocks, eggs for hatching and a few stock birds on hand for sale.

**Leontine Lincoln, Jr.**

Box 4, 289 Bank Street, Fall River, Mass.



**Smith's Light Brahmas**

Won First Cockerel at 1909

Madison Square.

First Hen at St. Louis. They are the cream of utility and show quality, and raised on the blue grass. Stock and eggs for sale Catalogue Free.

**Frank L. Smith**

Box 403 - Lexington, Ky.

**White Wyandottes**  
**Columbian Wyandottes**

Winners at our largest Shows

Excellent layers, splendid table fowls and most beautiful. Eggs from prize Matings \$3.00 per 15, \$5.00 per 30, \$7.00 per 45. Send for Mating List.

**A. G. WARNER,** New York Mills, N. Y.

THE DE GRAFF THE LEADING  
FINEST POULTRY R.I. RED  
CATALOGUE FARM SPECIALIST  
PUBLISHED EVER AMSTERDAM NY OF  
AMERICA  
STOCK & EGGS FOR SALE  
S.C. & R.C. RHODE ISLAND REDS  
PLEASE SEND FOR MY CATALOGUE



**WHEN IN BOSTON STAY AT THE**  
**COPLEY SQUARE HOTEL**

HUNTINGTON AVE., EXETER AND BLAGDEN STS.

A high-class, modern house, intelligent service, moderate prices, pleasant rooms, superior cuisine. Long distance telephone in every room.

Ladies traveling alone are assured of courteous attention.

**AMOS H. WHIPPLE, PROPRIETOR.**



**The Underwood**  
Standard  
Typewriter

**SAVES TIME, WORRY AND TROUBLE**

Come to our salesrooms, it will take only a few minutes to show you many good points of the Underwood—see where you can perfect your service without increasing your cost

"The Machine You Will Eventually Buy"

**THE UNDERWOOD TYPEWRITER COMPANY, Incorporated.**  
240 Broadway New York



**KENNEL DEPARTMENT**

The purpose of this department is to give advice to those interested in dogs. All inquiries will receive careful attention



**Walescott Kennels**

**Scottish Terriers**

Have at present the best collection to be found in any kennel in the world.

Puppies from \$35 for females to \$250 for Males

**Welsh Terriers**

Airedale in color, Fox Terrier in size. Large enough for watch dog, small enough for the house. Game little companions.

Puppies from \$25 for females to \$75 for Males

**BERNARDSVILLE, N. J.**



**FOR SALE**

Boston Terriers four months old, beautiful color markings, heads and tails. Only eight to close out at \$25.00 each. First check gets first choice. Satisfaction guaranteed.

Wm. Wallace, P. O. Box 285, Waterbury, Conn.

**Chinese Chows**

Puppies and grown stock for sale. By Celebrated Champion Chinese Chum, and other well-known sires.

**Blue Dragon Kennels, - Great Neck, Long Island**

14 miles from New York City

Address **JOHN DOBSON, Manager**

**Airedale Farm Kennels**

**SPRING VALLEY, NEW YORK**

30 miles from New York City, Erie R. R.

**MR. HOWARD KEELER, Owner**

This is probably the largest and finest farm home for Airedale Terriers in America.

**THE BEST CRUM FOR CHILDREN**

The most intelligent, affectionate and useful dog living.

**ONLY THE BEST REGISTERED STOCK FOR SALE**

The man who owns an Airedale has at least one loyal friend



**IRISH TERRIER PUPPIES**

of both sexes. All from the very best stock.

For particulars address

**CLOVERLY KENNELS**

West Chester, Penna.

**Bull Terrier Pups**

For disposal, six Bull Terrier pups sired by Ch. Noross Patrician, the best Bull Terrier shown at the recent Westminster Kennel Club Show, Madison Square Garden New York

For prices address

P. O. Box 304, Roslyn, L. I.

**Airedale Terriers**

Airedales of all ages, for breeding purposes or for "Pals" and watch-dogs in the Country home.

**Kenwyn Kennels**

POINT PLEASANT - NEW JERSEY "Levenside Lustre"



Kenwyn's "Levenside Lustre"

**Brindle and White Boston Terriers**

from the best stock obtainable. Prices \$25 and \$75. Two Pure White Bull Terrier bitches from Championship stock, \$50. All dogs registered with the American Kennel Club. Satisfaction guaranteed. Address J. P. MILLER, JR., care of Salt Town Kennels, 117 Dillaye Bldg., Syracuse, N. Y.

**POMERANIANS**

**Pets for Ladies.**—As a pet for wife or daughter there is no dog the equal of the sprightly little "Pom." We have males and female six months to two years, \$45.00 up.

"THE SHADOW POMs" 1421 Elk St., Franklin, Pa.

**"DOGS IN AMERICA"**

(Illustrated)

This bi-monthly caters to Fancier and Novice alike. Special articles and typical dogs exemplified. Full reviews of shows. The one dog man a particularly welcome subscriber.

ANNUAL SUBSCRIPTION \$2.00

Address **"DOGS IN AMERICA"** 406 World Building New York

**PEKINGESE PALACE DOGS**

Headquarters in America.

**The Ai-Gee Kennels, Hartsdale, N. Y.**

Prize specimens—puppies—often for sale. Bred in the purple. The best are cheapest.

Apply to **MRS. ALFRED GOODSON**

**ENGLISH BLOODHOUNDS**

The most perfect family dog. Companionable, intelligent, affectionate. Natural man-trailers, easily trained to find any member of the family or strangers; long registered pedigrees; always winners on the show bench and on the trail.

I can now offer pups as fine as I ever bred, from three of my best pairs, not related. Also one imported litter, from the great bitch, "Queen of Hearts," sired by ch. Hordle Ajax, the best dog of England for years.

Illustrated Book two stamps. Photograph 25c.

**J. WINCHELL, FAIR HAVEN, VERMONT**



**GRAPESIDE KENNELS**

**BLENHEIMS AND PRINCE CHARLES, EXCLUSIVELY**

High class young and matured stock usually on hand, for bench or show.

**L. KNECHTEL 1447 Main Street Station A ATHOL, MASS.**

We furnish any breed. Write only if you mean to buy. The right dog at the right price.

**DOGS**

Kennel established 1886. Registered with The American Kennel Club. **THE EBERHART KENNELS** Camp Dranion, Ohio

**Great Dane Puppies For Sale.**

Bred from best strains in the country. At stud:—"Hector of Amsden" A.K.C. 136196, an exceptionally well-bred dog of fine conformation and perfect disposition. Pedigrees, etc., furnished on request.

**L. C. WHITE, Jr., Amsden, Vermont**



**The Collie: His Good Points Both in Character and Form**

BY FRANK T. CARLTON

Mr. Carlton will gladly answer queries pertaining to individual problems connected with the care and training of dogs. Address "Kennel Department," and when an immediate reply is desired, please enclose a self-addressed stamped envelope.

**T**HERE are two kinds of Collies—the "rough," and the "smooth." Both have the same points of conformation, and differ only in coat. Yes, there is another point of difference—the "rough" or long-haired variety is more popular, therefore more familiar in the house and on the show bench. The following general observations, therefore, will have reference to this variety.

The Collie by nature and inclination is a pastoral dog. In the cradle of his race—Scotland—and in many other countries whither he has migrated, he is the shepherd's right hand. His wonderful beauty, high order of intelligence and general adaptability, have taken him largely out of the pastoral sphere, but long years of estrangement have little more than dulled in collies as a breed the instinct that prompts them to guard, marshal, or round-up the flocks of the field. You may prove this by your own Collie—practicing, of course, on your own sheep and cattle. He may be bred in the purple, and have led the citiest of city lives previously, but show him a flock of sheep and you will see that he feels he ought to be busy somehow. With the least bit of advice, and guidance, he will soon acquire the trick of corraling the lot for you in half the time that another dog would be thinking about it.

The history of the breed is as old, nearly, as Caledonia's hills, but it will suffice us to know that we have the Collie as useful to-day (when demanded) as ever he was, and infinitely more beautiful than his best-looking ancestor.

Collies abound all over the world—particularly the English-speaking world, special proteges of the Scots.

The Collie, among long-haired dogs, is, *par excellence*, the dog of the home. Indeed, no short-haired dog, except perhaps the Fox Terrier, can begin to challenge his place here. In form, the world of dogs knows no creature so attractive, and his intelligence and all-round evenness of disposition have passed into proverb. He is as proud as a Bird of Paradise, and has the instinct of cleanliness. He is the antithesis of clumsiness, therefore easy to house. He is hardy and strong and valiant—yet never coarse. He errs a bit, perhaps, in using his lungs and legs more energetically than the occasion often seems to warrant, but, that's a fault you readily learn to forgive.

The popular Collie of to-day seems to be the sable and white—he predominates on the show bench, and that is a good index. But should you own a tri-color—black, white and tan—of any merit at all, confess to it now, you never saw anything so superb.

**Ruddington Kennels**

**CHOW CHOWS**

For Sale and at Stud



Address

**JOHN A. McVICKAR**  
Mamaroneck, New York

**CHANG FONG**

**ENGLISH SETTER PUPPIES, \$25.** Beautiful Setter Puppies containing the blood of the world's greatest champions. We have a beautiful litter of bright, healthy youngsters, containing the blood, close up, of such famous dogs as Champion Mallwyd Sirdar, Champion Deodora Prince, Champion Cincinnati Pride, Lanark Lad, Oakley Hill, Tony Boy, etc. These are beautifully marked and now ready to ship. Price \$25 each. Older puppies by such sires as Count Whitestone and Champion Jessie Rodfield's Count Gladstone at \$35 to \$75 each.

**ELMHURST FARM KENNELS,** KANSAS CITY, MO.  
Fifty-ninth and Jackson Avenue.

**TOY WHITE FRENCH POODLES,** young and grown stock. Pedigreed. Prices reasonable. Also Toy Spitz Pomeranian pups. Write your wants.

Mrs. G. C. ROHDE,  
Ann Arbor, Mich.



**If You Have a Dog**

You Should Read

**FIELD AND FANCY**

the only weekly in America devoted exclusively to the dog. Sample and Special Trial Subscription Offer on application.

**FIELD AND FANCY, 14 Church St., New York City**

Send your name and address to-day for a **FREE SAMPLE COPY OF DOGDOM** the oldest, largest and only high-class

**EXCLUSIVE DOG MAGAZINE**

published. Fully illustrated. Printed on enamel paper. Beautiful original cover designs. Over fifty pages of dog advertisements each issue.

Price \$1.00 a year which includes three premium pictures 12 x 16 inches, nice enough to frame and suitable for den or study—Address

**DOGDOM PUBLISHING CO.**

Battle Creek

Michigan

**PET STOCK**



**SHETLAND PONIES**

An unceasing source of pleasure and robust health to children. Safe and ideal playmates. Inexpensive to keep. Highest type. Complete outfits. Satisfaction guaranteed. Illustrated catalogue free.

**BELLE MEADE FARM, Box 19, MARKHAM, VA.**

**PETS** Fine-bred Dogs, Singing Canaries, Talking Parrots, Pigeons, Angora Kittens, Gold Fish, Aquariums and supplies. Guinea Pigs and Rabbits. Send for catalogue.  
**J. HOPE, 35 N. Ninth St., Philadelphia, Pa.**


**Rabbits, Flemish Giants**

The King of the rabbit tribe. Matured specimens weighing from 12 to 15 lbs. Youngsters from imported stock at reasonable prices.

**Western Rabbitry, 4235 Pearl Rd., Cleveland, Ohio**

**RABBITS AND PET STOCK**

Unrivalled Flemish Giant, Angora, Tan and Polish Rabbits—Peruvian and Smooth Cavies for fancy or pets.



Youngsters for sale, \$1.00 up.

**ELM COVE RABBITRY, Great Neck, L. I.**

An increasing vogue in these latter days is the Blue Merle collie, and this country owns the first "champion" in this color. As a matter of fact, in Collie breeding the United States can challenge the mother country for all-round excellence. It is one of the breeds in which America has been most successful. Others are the Fox Terrier, Beagle, and several varieties of sporting Spaniels.

All good Collies have pedigrees. Don't consider owning any other kind.

If your dog, exclusive of color, for that is a matter of taste, has a skull that is flat, moderately wide between the ears and gradually tapering to his almond-shaped eyes, with a muzzle tapering to his black nose (without being snipey); his teeth meeting evenly; ears small, rather wide at the base and carried semi-erect (tips hanging over) when at attention; straight muscular forelegs; powerful arched neck with a generous frill of hair, body rather long; chest deep with plenty of lung room; loin slightly arched and muscular hind-quarters suggesting speed and propelling power; compact arched toes, soles well padded; with outer coat dense and harsh to the touch and inner coat furry; his tail or "brush" moderately long with a slight upward




The Collie as a breed is as old as the hills, but never so well developed as now

curl at the end; forelegs well feathered, and hindlegs profusely so, above the hocks—if you have such a Collie, and the inclination to enter him in a show, you have a prize winner.

Males run from 22 to 24 inches high at the shoulder, and weigh from 40 to 60 lbs. Females are not built quite so generously.

Faults to look for are: lack of alertness, light eye (except in Merles, which often have blue and white or "china" eyes), pendulous or prick ears, full staring eyes, curly or soft coat, crooked legs, hare-shaped feet, tail carried over back, and (greatest fault of all) an overshot or undershot jaw.

His coat is a Collie's crowning glory. To get and retain such he must be kept in good health, well groomed with a suitable brush and given plenty of exercise. Wash rarely, brush often. Feed liberally but exercise more so, throwing in a few hills if possible.



**GOIN' FISHIN'?**

Come along with us in the

**April Outing**

☞ We promise you a good trip. Fill your creel with **THE FUN OF FISHING, BRITISH TROUT IN YANKEE WATERS, and THE 'LUNGE OF FRENCH RIVER.**

☞ Striving "Sandows" and Physical Culturists, listen to **Dr. Woods Hutchinson's ERRORS IN EXERCISE—"a stitch in time,"** perhaps.

☞ E. P. Powell shows you how to take the **FIRST STEPS TOWARD A COUNTRY HOME.**

**SUBSCRIBE NOW**

All News-stands, 25c. **\$3.00 a Year**

**THE OUTING MAGAZINE**  
315 FIFTH AVENUE · NEW YORK CITY

**DOGS : DOGS : DOGS :** If you are desirous of purchasing a first class dog or puppy of authentic breeding, write me for prices. Over Thirty years a Breeder and Exhibitor enables me to assure my patrons of an honest deal.

**FRED. P. KIRBY**  
817 JERSEY AVENUE

GLoucester City - - NEW JERSEY

**OSOKO**

This Food is manufactured by Spillers & Bakers, Ltd., of Cardiff, England, and is in kibbled form. It is the result of many years' experiment and trial and is probably the most complete and scientific diet ever offered to dog owners. It is now being used exclusively in foremost American Kennels.

**H. A. ROBINSON & CO.**  
127 Front Street New York City



Ready April 10th

## Distinctive Homes of Moderate Cost

Edited by Henry H. Saylor

☐ We publish this book in response to an ever-increasing demand for a volume of pictures, plans and descriptions of the most charming homes in this country—not the great estates and show places, but the sort of places that most of us can look forward to building, ranging in cost from \$3,000 to \$20,000.

☐ The illustrations, of which there are more than three hundred, both of the exteriors of houses and their garden settings, and of the principal rooms inside, are all from photographs, reproduced in superb half-tone engravings, with line drawings of the floor plans.

☐ The carefully selected contents include examples in all of the well known architectural styles designed for the country, suburbs, seashore and mountains. Chapters written by authorities cover all sides of the fascinating problem of home-building, interior decoration and furnishing. The relations between the home-builder and his architect, the matter of plans, specifications, contracts, the puzzling problem of extras and how to avoid them—all these subjects are clarified in a most comprehensive and interesting way. Throughout the text are many pages of pictures illustrating constructive, decorative and furnishing details—entrances, doorways, bay windows, outside shutters, chimneys, stairways, dormer windows, built-in china-cupboards, consistently furnished interiors, porches—all grouped so that the reader may, at a glance, compare all the best types.

☐ The chapter headings indicate very roughly the general scope of the text matter in Part I of the book, this being followed in the same volume by the finest collection of moderate-size homes in good taste that has ever been brought together.

Chapter I. The Home-builder and the Architect	Chapter VIII. Built-in Conveniences, Wainscoting and Bookcases
II. Building Materials: Their Respective Merits, Defects and Costs	IX. Floors and Floor Coverings
III. Constructive Details: the Roof, the Cellar, Windows	X. Wall Coverings, Portieres and Window Draperies
IV. The Porch, the Terrace, Enclosed Porches and Sleeping Porches	XI. Furnishing and Decorating the Bedroom
V. The Fireplace	XII. Furniture
VI. Heating Systems and Water Supply	XIII. Picture Hanging and Ornaments
VII. Lighting Systems and Lighting Fixtures	XIV. The Garage

**DISTINCTIVE HOMES OF MODERATE COST** is the most complete and authoritative volume on the subject yet published. It is a sumptuous book, size 10 x 12½ inches, superbly printed on plate paper, tastefully bound. **Price \$2.00 net. By mail, postage 25c.**

McBRIDE, WINSTON & CO., Publishers,  
449 Fourth Avenue, New York



Please send me **DISTINCTIVE HOMES OF MODERATE COST**, postpaid, for which I enclose \$2.25

Name .....

Address .....

McBride, Winston & Co.  
Publishers

449 Fourth Avenue, New York



*Ready April 10th*

# The Garden Primer

By Grace Tabor and Gardner Teall

**T**HE purpose of this book is to set forth as directly as possible, and without technicalities, the fundamental principles of gardening for the beginner. It presupposes no knowledge of the subject on the part of the reader, and in this it differs from the mass of garden literature already published. It is planned to satisfy the requirements of those who, for the first time, have become interested in planning, planting and caring for a garden, whether it be one of four feet square or four acres. There is nothing in this book that has not been tested at some time by the writers. Therefore, the extreme value of the practical side of *The Garden Primer* will immediately be apparent.

Every branch of gardening is covered in a delightfully practical way—the growing of vegetables and flowers, the use of fertilizers, pruning, cultivating, spraying and the thousand-and-one things that every successful garden maker needs to know. A profusion of illustrations, many of them of the most practical sort in explaining the various garden operations, make the text especially clear.

The matter is supplemented by carefully prepared planting tables, an invaluable guide to the beginner in gardening. The whole contents is carefully indexed, greatly simplifying it for reference; information on any subject contained in the book is thus instantly accessible.

A glance at the fifteen chapter headings will indicate the field which, along the lines indicated, has been covered thoroughly.

## CONTENTS

I	Introductory	VI	Seedlings and Transplanting	XI	Garden Tools
II	The Soil	VII	Plants and Cultivation	XII	Vegetables
III	Sorts of Plants	VIII	Hotbeds and Coldframes	XIII	Flowers
IV	Nomenclature	IX	Pruning	XIV	Calendar of Garden Operation
V	Seeds and Sowing	X	Garden Pests and Spraying	XV	Tables

*Cloth, 16mo, \$1.00 net, postage 6 cents*



-----  
**McBRIDE, WINSTON & CO., Publishers**  
 449 Fourth Ave., New York

Please send me postpaid *THE GARDEN PRIMER*, for which I enclose \$1.06.

Name, .....

Address, .....

.....

# The Prudential

Total Payments to Policyholders since Organization, plus Amount Held at Interest to their Credit over

**360 Million Dollars**

Additional Payments to Policyholders and other Concessions not stipulated in Original Contracts, made Voluntarily to Holders of Old Policies, in the past 20 Years, have cost over

**13 Million Dollars**

Extra Life Insurance Voluntarily added to Industrial Policies in Force over

**24 Million Dollars**



The Prudential New Monthly Income Policy is one of the Most Popular Forms of Life Insurance Ever Issued.

It Provides a Guaranteed Monthly Income to yourself and family.

Send for Information, Dept. 25.

## The Prudential Insurance Company of America

Incorporated as a Stock Company by the State of New Jersey

JOHN F. DRYDEN, President

Home Office, Newark, N. J.



Kelsey Heated, Ardsley-on-Hudson.  
Oswald C. Hering, Architect, New York.

## THE KELSEY SYSTEM OF FRESH AIR HEATING

If you're building a new home don't put a heating apparatus into it that has not thoroughly demonstrated its economy and efficiency. Don't make the mistake of believing all heaters are alike and that a low price is all that's to be considered.

### THE KELSEY

has been giving the most satisfactory kind of results for 20 years. So satisfactory that 35,000 have been sold to home builders who have investigated. Send now for Reasons WHY booklet and book "OPINIONS."

KELSEY HEATING CO., Makers

Syracuse, N. Y.

N. Y. Office, 158 Fifth Avenue.

Van Evert & Lewis Mfg. Co.

806 W. Lake St., Chicago, Ill.

WHEN the lighting fixture is designed to follow the lines of some old Dutch lamp,—but to use the more convenient illuminant, electricity—besides furnishing light for a Flemish or Dutch room, it becomes an appropriate and artistic addition to its other decorations.



## The Enos Company Makers of Lighting Fixtures

Office and Factory:  
7th Ave. and 16th St.

Salesrooms:  
36 West 37th St.

### NEW YORK

Baltimore: 519 North Charles St. San Francisco: 334 Sutter St. Toronto: 94 King St., West. Pittsburgh: The Norton Company, Century Building. Chicago: The A. Neilson Company, 139 Michigan Avenue. Spokane: Cutter & Plummer, Inc. St. Louis: N. O. Nelson Mfg. Co. Boston: H. F. Esterbrook, Inc., 9 Park St. Portland: J. C. English Company, 128 Park St. Birmingham: R. W. Knight & Company. Los Angeles: Brooks Decorating Company, 696 South Alvarado St.

## INTERIOR DECORATORS

Color Schemes Planned and Executed  
Stencil Work and Applique Work  
Samples and Estimates on Request

### BOWDOIN & MANLEY

546 Fifth Avenue

New York

## Civil Engineer and Landscape Architect

EUGENE PITOU, Jr.

Designs and estimates for improving and constructing the grounds of city and suburban properties.

Ornamental Fixtures Furnished

229 Broadway, New York

Telephone, 6084 Barclay

## PUT TOGETHER YOUR OWN FURNITURE AND SAVE 50 PER CENT

This is what you can do with

### "HOME-CRAFT FURNITURE"

made in beautiful pure Mission styles. We send you the parts of each piece smoothly dressed, accurately cut, ready to put together with all the necessary material for finishing—screws, glue, stains, etc., and complete instructions. You save more than 50% on the finished product and have the added pleasure of possessing an article that is largely of your own handi-craft.

Distinctive things in "Home-Craft" include, besides the staple articles as chairs, tables, and desks, such charming pieces as Plate Racks, Magazine Racks, China Cabinets, Roan Skin Screens, Mission Lamps, Candlesticks, Porch Swings, etc.

Chafing Dish Buffet

Our new book, beautifully illustrated with "Home-Craft" furniture, contains prices and full details. Mailed to any address upon receipt of two 2c stamps to cover postage. Send for it today.

## Home-Craft Corporation

406 Caswell Block

Milwaukee, Wis.





# Contents for

# April, 1910

COVER DESIGN: IN THE GARDEN OF MR. GARDNER LANE, MANCHESTER, MASS.

*From a photograph by M. H. Northend*

CONTENTS DESIGN: POET'S NARCISSUS  
*Photograph by Nathan R. Graves*

FRONTISPIECE: THE HOME OF MISS ALGER AND MISS FULLER AT GREAT NECK, L. I. WILSON EYRE, ARCHITECT  
*Photograph by Thomas Ellison*

MAKING A BETTER FLOWER GARDEN ..... 127  
*By Gardner Teall*

GROW YOUR OWN VEGETABLES, III ..... 131  
*By F. F. Rockwell*

A LONG ISLAND HOUSE AND ITS GARDEN ..... 134  
*By Jared Stuyvesant*

PLANTING SHRUBS FOR MASS EFFECTS ..... 137  
*By Grace Tabor*

A PAGE OF GARDEN ORNAMENTS ..... 139

CONGENIAL AND UNCONGENIAL FURNITURE ..... 140  
*By Margaret Greenleaf*

PRACTICAL TALKS WITH HOME-BUILDERS ..... 142  
*By Alexander Buel Trowbridge*

A PAGE OF PORCH SUGGESTIONS ..... 143

SMALL FRUITS FOR EVERY PLACE ..... 144  
*By S. L. de Fabry*

GROWING THE FINEST SWEET PEAS ..... 147  
*By Edwin Jenkins*

THE ESSENTIALS OF A GOOD HEDGE ..... 148  
*By J. J. Levison, M. F.*

TWELVE GARDEN SUGGESTIONS WORTHY OF EMULATION .... 150

THE BEST VINES FOR EVERY PLACE ..... 152  
*By Edward C. Carroll*

THE LAWN PROBLEM SOLVED ..... 154  
*By Luke J. Doogue*

FLOWERS AND SHRUBS FOR SHADED PLACES ..... 156  
*By Ida D. Bennett*

A HOUSE AT GROSSE POINT, MICH. .... 158  
*C. Howard Crane, Architect*

A REMODELED FARMHOUSE NEAR NEW YORK ..... 159  
*Alfred Busselle, Architect*

INGENIOUS DEVICES ..... 160

INSIDE THE HOUSE ..... 162  
*Edited by Margaret Greenleaf*

GARDEN SUGGESTIONS AND QUERIES ..... 164  
*Edited by Gardner Teall*


THE BEGINNER'S GARDEN: THE WHY AND HOW OF PRUNING.. 166

Southern Gardening Operations for April  
A Hedge the People Ought to Know  
Planting Evergreens  
Grow Your Own Asparagus

HENRY H. SAYLOR, EDITOR  
*Copyright, 1910, by McBride, Winston & Co.*

The Collie  
Collecting Glass  
Some Points on Incubators  
Book Reviews, etc.

McBRIDE, WINSTON & CO., 449 FOURTH AVENUE, NEW YORK CITY  
Robert M. McBride, President; Robert F. MacClelland, Secretary; Henry H. Saylor, Treasurer. Published Monthly. 25 cents per Copy. \$3.00 per Year. For Foreign Postage, add \$1.00; Canadian, 50c. Entered as Second-class matter at the Post-office, New York, N. Y.



**THE HOME OF MISS ALGER AND MISS FULLER, GREAT NECK, L. I., WILSON EYRE, ARCHITECT**

A striking object lesson upon the power of vines to give a house that harmony with its surroundings that is the first essential of a home

# House & Garden

VOLUME XVII

April, 1910

NUMBER 4




A border of fresh blooming Iris is one of the garden's loveliest features

## Making a Better Flower Garden

ALL THE NECESSARY INFORMATION, IN THE MOST CONCISE FORM, REGARDING SOIL, PLANTING, FERTILIZERS, AND ALL THE OTHER DETAILS THAT WILL ENSURE A SUCCESSFUL GARDEN THIS YEAR

BY GARDNER TEALL

Photographs by N. R. Graves, H. H. Saylor and others



**T**HE making of a successful flower garden is not a matter to be left to chance, and perhaps it is one of man's inconsistencies that he is willing to dig and delve for a vegetable, while, more often than not, he begrudges the care he should give a Verbena, as though the satisfaction of a sense of the beautiful should not have half a chance with one's appetite. Now there is scarcely anyone who does not care for flowers, although it must be admitted there are many who give them little enough thought. With the first breath of spring, and the return of the birds from their winter holiday, one should feel an enthusiasm for making just as good resolutions as ever New Year's day brings forth. Among them there could not be one more fitting than a resolve to have a better flower garden the coming season. The joy of it all will more than repay the trouble, a thousand times over. If

your last year's garden, started without plan or thought, and all in a hurry, was not a success, you can only put the blame upon your carelessness, or to your not knowing how to go about it, if you have not had experience in these matters. In this latter instance the following hints, directions, and tables will be of service in the planting preparations for this season's garden.

Every flower garden should have a sunny position, to the south if possible, and where it may have both morning and evening sunlight. Protection from prevailing winds is always to be sought.

### THE SOIL

The soil for the reception of seeds of garden flowers must be carefully prepared. The following directions, if faithfully carried out, will do wonders in helping your flower plants to better growth. Mother Nature's way of carrying seeds hither and thither, to be dropped carelessly in places of indifferent soil, cannot always be imitated successfully. It is all very well with wild things, but garden flowers are another matter altogether. For them proper soil conditions are essential. Annuals especially require an earth



Foxgloves lift spikes of beautiful flowers above the level of the foliage



Pyrethrum, a large daisy-like flower variously colored



Pansies are ever popular and prolific blooming flowers



Cosmos, tall-growing and fine for cutting

rich in humus, if best results are to be obtained. Well rotted barnyard and stable manure or leaf-mold worked into the ground, will supply this where the soil is deficient in richness. Without enrichment of this sort soils are given to baking or drying out, which is, of course, disastrous to the growth of all tender plants. When you have chosen a plot for your flower garden spade up the earth to a depth of fully a foot. Work this over a second time to a depth of six or eight inches, pulverizing the surface to make the beds mellow and smooth. Top-soil, being more rich than the earth under it, should always be removed, in making new beds, for replacing later, after manure has been worked into the under soil.

FERTILIZING

The fertility of the soil of the flower garden may be maintained, or

increased, by the application of natural and commercial fertilizers. With the former, an ordinary barrowful of manure should be quite sufficient for every ten square feet of garden area. On account of the phosphates they contain, wood ashes tend to sweeten the soil, but they should be applied directly to it after other fertilizers have been worked in, and never mixed directly with them. Manure, for instance, if mixed with wood ashes loses its ammonial value, and becomes far less useful to the needs of growing plants. Soot, mixed with water, forms an excellent plant food for Pansies and Roses, just as ashes do for Asters and Gladioli. Barnyard manure is especially suited to Pansies, Iris, Gladioli, Violets and bulbous plants, and to sandy soils, while stable manure is preferable for clayey soils. As a fertilizer for the Rose garden,



Asters, one of the longest blooming annuals

For key to the symbols used, see next page

THE BEST FLOWERS

Key	Plant	Color	Height (inches)	Sow	Depth for Seed (inches)	Distance of Plant Apart (in.)	Blossoms (early and late)	Landscape Use
P	Aquilegia† (Columbine)	Various	12-24	¶ May		12	June-July	Mass-border
P	Achillea	Various	12-36	¶ May		10	July	Border
P A	Adonis	Yellow	12	March-April ¶ May		6	May-June	Border
A	Ageratum†	Blue white	24	May	1	5	June-Oct.	Mass-edging
P	Anemone†	White to rose	12-36	¶ May		12	Aug.-Oct.	Mass-border
A	Aster†	Various	12-18	May	1	12-15	July-Sept.	Mass-edging
A	Bachelor's Button†	White-blue-pink	15-20	May	1	6	July	Border
A	Balsam	Various	10-18	May	1	15	June-Sept.	Mass-border
P	Bleeding-Heart (Dicentra)	Crimson-purple	8-10	¶ May		24	May-Aug.	Mass
A	Calendula	Orange-yellow	22-24	May	1	12	June-Oct.	Mass-border
A	California-Poppy	Orange-yellow	12	May	1	8	August	Mass-edging
P A	Campanula	White-blue-pink	18-36	May ¶ July	1	8	June-July	Border
A	Candytuft†	White	6-8	May	1	4-12	June-Sept.	Mass-edging
A	Castor Bean	Foliage	60-90	May	1	36	Foliage	Screenery-ornamental
P A	Chrysanthemum†	Various	12-36	May	1	18	Aug.-Oct.	Mass-border
A	Clarkia†	White-rose-purple	18	May	1	8	June-Sept.	Mass
A	Cockscomb	White-red-yellow-purple	6-12	May	1	8	June-Oct.	Border
P	Coral Bell†	Coral red	12-30	May	1	15	July-Aug.	Border
A	Coreopsis†	Yellow-brown	12	May	1	12	June-Aug.	Mass
A	Cornflower†	White-blue-rose	12	April	1	8	June	Mass
A	Cosmos†	White-pink-red	24-72	May	1	24	Aug.-Sept.	Mass
P	Dahlia	Various	2 to 4 ft	May	1	36	July-Sept.	Mass
P	Daisy	White-pink-rose	6-8	May	1	6	May	Edging
P	Evening Primrose	Yellow	60	¶ May		10	July-Aug.	Edging
P B	Forget-me-not†	Blue	6-18	May ¶ May	1	6	April-July	Edging
P A	Four-o'clock*	White-red-yellow	30	May ¶ May	1	10	July-Aug.	Border
P B	Foxglove†	Pink-white	10-36	May ¶ May	1	10	June	Mass-screening
P	Gaillardia†	Red-yellow	36-60	¶ May		12	July-Oct.	Mass
A	Globe Amaranth†	Pink	18	May	1	10	July	Mass-border
A	Godetia†	Red white	12-24	May	1	8-12	July-Oct.	Mass
A	Gourds	Various colored fruits	5 to 15 feet	May	1	12	July-Oct.	Mass
P	Heliopsis	Yellow	36-48	¶ May		8-12	July	Mass
P	Helianthus†	Yellow	2 to 10 feet	¶ May		8-12	Aug.-Sept.	Ornamental
B	Hollyhock	White to rose-yellow	36-6 ft.	August	In drills 1/2 in.	12-16	August	Screening
P E	Iceland Poppy	White-yellow to orange	15	May ¶ May	1	5	June-Sept.	Mass
P	Iris*	White-yellow-blue	18-30	¶ May		8-12	May-July	Mass-border
P A	Larkspur†	White-blue-pink	12-60	May ¶ May	1	6 to 10	June-July	Border
A	La vatera	Rose	36-72	May	1	8	July	Screening
A	Lobelia†	Blue-crimson	6-12	May	1	3	June-Sept.	Mass-edging
A	Love-lies-bleeding*	Yellow to scarlet	36-60	May	1	10	June-July	Mass
A	Love-in-a-mist*	White-blue	12-24	May	1	10	June-Sept.	Border
P A	Lupine†	White, blue, pink	12-24	May ¶ May		4	June	Mass



Hollyhocks dignify any garden



Violets are worth all the trouble one spends to raise them



The gorgeous Dahlia is one of the garden's delights



German Iris should find a place in every garden



Pinks are one of the quaintest annuals

sheep manure is especially recommended. Perennials, of course, are more gross feeders than annuals; hence they require greater fertilizing.

SEED

Good seed is essential to obtaining good plants; therefore select it carefully from reliable dealers who may be trusted to give you fresh packets. Then, having made the topsoil mellow and smooth, sow your seed in drills, always planning to place seeds of the taller plants in the center of the beds or at the back, so the grown plants may not hide those of less height. Nothing is more disappointing, when your garden seeds come to maturity, than to find you have to hunt for little plants behind a thicket of tall ones.

It is a good rule to plant seeds of annuals at about five times the

depth of their own thickness, sowing thickly, to be thinned out later. One can never be just sure of the proportion of seeds that will germinate; hence thick planting obviates disappointment.

When the seeds have been sprinkled in the drills (that is the grooves you have made for them in the soil), sift earth over them, after carefully marking both ends of each seed-row with a wooden name label. Then press the soil down over the seed by patting it with the flat of a hoe-blade. As you will have marked your seed-rows accurately, anything growing up between them it will be safe to consider weeds, and all such weeds should be pulled up and burnt as soon as they appear. Nothing so quickly exhausts a soil's richness, and consequently the vitality of tender flowering plants, as do weeds.



The old-fashioned Bellflower or Campanula



Columbine, an old-time favorite

FOR SPRING PLANTING

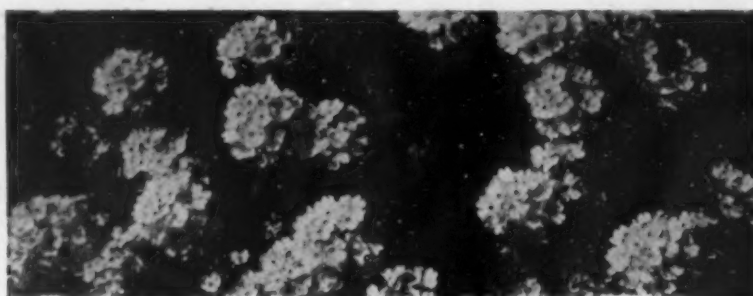
Key	Plant	Color	Height (inches)	Sow	Depth for Seed (inches)	Distance of Plant Apart (in.)	Blossoms (early and late)	Landscape Use
P	Mallow§	Rose-white	18-30	¶ May	‡	8	July-Sept.	Mass
A	Marigold†	Lemon to orange	10-24	May	‡	6	Aug.-Oct.	Mass-edging
A	Mignonette*†	Green white	12	May	‡	6	July-Oct.	Mass-edging
P	Monkshood	Blue-white	36	¶ May	‡	10	July-Aug.	Border
	(Poisonous)							
A	Moonflower†	White	15 to 30 feet	May	‡	6	Aug.-Sept.	Screening-vine
A	Morning Glory†	Various	10 to 20 feet	May	‡	4	July-Aug.	Screening-vine
A	Nasturtium*†	Various	1-60	May	‡	5-12	July-Oct.	Mass-screening
A	Nicotiana*†	White-red	3 to 5 feet	May	‡	8-12	July-Aug.	Mass
P	Pansy	Various	6	May ¶ May	‡	7	May-Oct.	Border
P	Peony†	Red-pink-white	24-36	May	‡	8-12	May-June	Mass
A	Petunia	White to claret	12-24	May	Scatter over soil	8-12	July-Sept.	Mass-edging
P	Phlox†	All except blue & yellow	12-60	May	‡	8-12	July-Oct.	Mass-edging
P	Pink†	White to rose	4-12	April ¶ May	‡	5	August	Border
A	Poppy†	White to scarlet	6-24	May	‡	4	July-Aug.	Mass
A	Portulaca	White-red-yellow	6-9	May-June	‡	4	July-Oct.	Mass-edging
P	Primrose	Yellow-pink	4	¶ April	‡	5	April-May	Mass-border
P	Pyrethrum†	Various	12-24	¶ May	‡	12	Aug.-Oct.	Mass-border
P	Rudbeckia†	Yellow	60-100	¶ May	‡	12	Aug.-Sept.	Mass-screening
	(Golden Glow)							
A	Salpiglossis	Various	12-24	May	‡	6	June-Aug.	Mass
P	Salvia†	Scarlet	10-24	May ¶ May	‡	5	Aug.-Oct.	Mass-Border
P	Scabiosa†	White-yellow-blue	12-30	¶ May	‡	6	June-Aug.	Border
A	Schizanthus	Mixed yellow-lilac	24	¶ May	‡	8	July-Aug.	Border
P	Silenet	White to rose	3-5	¶ May	‡	5	June-Aug.	Mass-edging
P	Snapdragon†	Various	24	May ¶ May	‡	8	July-Aug.	Mass-border
A	Stock†	White to crimson	18	May	‡	5	June-July	Border
P	Sunflower§	Yellow	36-100	May ¶ May	‡	24-48	August	Screening
A	Sweet Alyssum†	White	8	May	‡	4	May-Sept.	Mass-edging
A	Sweet Pea*†	Various	1 to 6 ft.	April	Trench 3	8	June-Oct.	Screening
P	Sweet William	White-pink-red	12	May ¶ May	‡	8	July-Aug.	Border
	(Dianthus)							
P	Verbena†	Various	5-18	¶ May	‡	12	June-Aug.	Edging
P	Veronica	Purple	24-30	¶ May	‡	8	August	Border
P	Violet*§	Violet	6 in.	¶ May	‡	6	March	Mass-edging
P	Wallflower*	Brown-yellow	12-30	May ¶ May	‡	6	July-Aug.	Border
A	Zinnia†	Various	12-24	May	‡	8	July-Oct.	Mass

P Indicates hardy or tender perennials.  
 B Indicates biennials.  
 A Indicates annuals.  
 † Indicates time for setting out perennials.  
 ‡ Indicates flowers especially good for cutting.

\* Indicates especially fragrant flowers.  
 § Indicates plants for moist places.  
 ‡ Indicates climbers.  
 ¶ Indicates self-sowing annuals.  
 || Indicates annuals which will thrive with partial shade.



Nicotiana is an excellent plant for mass effects, flowering profusely. It loves a hot, rich soil



Verbenas, with their lovely bloom and delicate fragrance, should be grown by everyone



Scabiosa, attractive for cutting



California Poppies, yellow to orange in color

#### SORTS OF PLANTS

Your flower plants will of course be of two sorts, *annuals* (which die, root and branch, at the end of every season and have to be planted anew from seed every year) and *perennials* (hardy shrub-like plants that survive from year to year and which spring up anew from their roots from season to season). Perennials seldom blossom until the second season after planting from seed, and so the annuals are the plants to which the amateur gardener turns when in need of flower effects the first year. If you have not had an opportunity of starting perennials, you may obtain grown plants from your florists, and after these have found themselves at home in your garden they will increase, with care, year after year, until you in turn will be able to exchange with your gardening neighbors. Thus one may have all sorts of beautiful flowers in his first year's garden.

#### TRANSPLANTING

Some species do not bear transplanting, therefore one should never attempt to transplant seedlings of Candytuft, Love-in-a-mist, Lupine, Mignonette, Nasturtium or Poppy.

#### WHAT TO PLANT

The accompanying table is designed to guide the beginner at flower gardening to the standard

annuals and perennials everyone may grow almost anywhere. It indicates time of sowing, blossoming, etc., which information everyone planting a flower garden will find most useful to have for reference. For all general purposes the plants in this table have been divided into perennials, annuals, and biennials, indicated by the letters P, B, A. Many of the perennials may be treated as annuals, certain annuals as biennials and certain biennials as annuals. Therefore, some of the species in the list are prefixed by two or more letters. As the Chimney Bellflower (*Campanula pyramidalis*), Rocky Mountain Columbine (*Aquilegia carulea*), and Iceland Poppy (*Papaver nudiculæ*), are so short-lived at best, they may, for all purposes, be treated as biennials.

As the wise among mankind are those to whom far-sightedness is sure to bring its rewards, so, among gardenkind, looking ahead will help one along the pleasant paths of garden making.

Every one should try to picture the garden as it will appear in its wealth of bloom, long after the dull colored earth has donned its garb of green and gorgeous color. If the garden maker will do this he will not wake up to find that he has planted scarlet Gladioli next to delicate pink Cosmos, purple Iris next to blue Campanula, nor mixed the exquisite Love-in-a-mist with blatant Zinnias.




Schizanthus, yellow to lilac



The Delphinium or Larkspur



Sweet Alyssum edging a bed of bright colored Zinnias



Nasturtiums are not to be surpassed for foliage and cutting



Sow seed of cauliflower in May or June and let it follow some early crop



Sow pole beans about May 15 to June 10. These are of the Long Stringless variety



Start early cabbage in the seed-bed now, following with a late variety outdoors

## Grow Your Own Vegetables

### III. GETTING THE GROUND IN PROPER CONDITION TO RECEIVE THE SEED OR SEEDLINGS —FERTILIZERS AND HOW TO APPLY THEM—GARDEN TOOLS THAT PAY THEIR WAY

BY F. F. ROCKWELL

*[This is the third of a series of articles which will cover in a thorough and practical way the subject of amateur vegetable gardening. The aim is to furnish information covering every detail of what to do and in such a form that it will be clear to the very beginner just how to do it. Each article and its tabular data will give the information needed at the time of its publication, so as not to confuse the home-gardener with an overwhelming quantity of detail; that is, the reader will learn what is to be done at the proper time for doing that particular thing. Those who follow the suggestions made, from the selection of seed to the storing of winter vegetables, may confidently expect a successful garden—EDITOR.]*

THE suggestions already given in the February and March issues, if followed out, will have left the prospective gardener with his garden carefully planned for the most satisfactory results, and a supply of thrifty, stocky, and well hardened-off young plants of cabbage, cauliflower, lettuce, etc., on hand, and his boxes of tomatoes, eggplants, peppers, and other tender vegetables nicely under way.

With these preliminary results of his efforts already visible, and full of promise of good things coming, the beginner will be watching anxiously for the first signs of spring, when the more extensive and absorbing work out-of-doors may be begun. He will have selected a spot in as sunny a place as possible, sloping slightly to the south or east if he can find one, or sheltered to the north or west. He will have looked also for the kind of soil known as "light sandy loam"—the sort that crumbles up nicely in the hand without sticking to it. But he should not be discouraged if, from the necessity of making the garden near his home, he has had to be satisfied with a different soil. If it is rather heavy, cultivation the year previous, or ploughing the fall before, will have helped it greatly. Such a soil will be improved mechanically by the application of stable and barn yard manure, wood, or even coal ashes, or any rotted vegetable matter.

As soon as the frost is out, and the ground can be worked without becoming "sticky," operations should be begun without a moment's delay. Every day

missed means some garden opportunity gone—irrevocably. If the garden is a very small one, it may be broken up with a spade or a flat-tined fork, but if there is room enough for a horse to turn around in it, by all means have it ploughed. A plough will lift, turn up, and break up the soil as no hand digging can. If the job has to be done by hand, see to it that the soil is dug as deep as possible, and each forkful turned completely upside-down. It should be stirred, whether by plough or spade, down to the sub-soil (the layer of earth underlying, and usually harder than, and of a different color to, the rich top soil). If the land is not naturally well drained, and you can get a man who understands the work, have it "sub-soiled" at the time of ploughing. This breaks up the hard second surface, and provides additional drainage; and thorough drainage is one of the most important requirements of a good garden. When having the ploughing done, be sure to get someone who understands the work, even if at some inconvenience. If you begin operations with a poorly ploughed piece, you will work with a very serious handicap.



Follow the planting instructions given so that you can gather fresh vegetables all summer

Before taking up the preparation of the seed-bed, the question of fertilizers requires attention. If you want the ground to feed you, you must first feed it, and in proportion as you do so are the results likely to prove satisfactory. And with such a small family of vegetables as you will have to feed in the home garden, there is no excuse for stinting. What will they need? Nitrogen, phos-



Do not forget to plant some of these big peppers. Stuffed with chopped meat, they make a fine luncheon dish

phoric acid and potash; but you will have to supply them in one or more of many mixtures. If you can get it, rely principally on old, well rotted stable manure, preferably that of horses and cows mixed, and if pigs have run on it, so much the better. With a layer of this three inches thick ploughed into your garden patch, you will be certain to raise a tremendous crop of something—whether tempting vegetables, or a forest of weeds, will depend on your own at-

tention and industry. This manure may bring you some weed seeds with it, but probably the ground contains so many already that it will not make much difference. The weeds are only a sign of trouble; they come to remind you that you have been neglecting your job of cultivating. This stable manure—five to eight two-horse loads will not be too much—should be spread evenly over the surface of your ground before ploughing and you should see that your ploughman turns it all under, leaving no bunches to clog the harrow, rake, or seed-drill later on.

If good manure is not to be had in your vicinity, you will have to fall back on some of the chemical fertilizers. It will be more convenient to use one of the many ready-mixed brands. As a general rule, the more you pay per bag, the cheaper you are really getting your plant-food. If you can, mix your own fertilizers. Directions for doing this, and for preparing an excellent fertilizer for your garden, will be found in the February issue of this magazine, page xxii. All chemical fertilizers should be applied broadcast after ploughing. Use, for a 50 x 100 foot garden, 200 to 300 lbs., according to quality. Later applications may also be made, as described subsequently. Unleached wood ashes is another excellent fertilizer, both for its plant food and for its action upon the soil, and it can be obtained readily in some



Tomatoes will do well in almost any soil. Support them above the ground if you would have them without blemish

localities. Apply fifteen to twenty bushels broadcast on the above space before harrowing.

Nitrate of soda, which forms probably the most important element of mixed fertilizers and plant foods, can with much greater economy be used pure for many purposes. But the beginner will have to be exceptionally careful in applying it. One of its most valuable features is its remarkably quick action. To force plants to early maturity, and to help along backward crops, it has no equal. For application it may be mixed with equal parts of ashes, light soil, or other suitable substance to give it bulk. But personally I have always preferred to use it pure,

PLANTING - TABLE FOR

Vegetable	When to sow or plant <sup>1</sup>	Depth to sow in ins.	Distance		Seed or plants for 50-ft. row	No. days to germinate	No. days to mature
			Apart in rows <sup>2</sup>	Rows apart			
I. CROPS REMAINING ENTIRE SEASON.							
Asparagus, seed.	April-May	1	2-4 in.	15 in.	1 oz.	20-30	3 years
Asparagus, plants	April	4	1 ft.	3 ft.	50	—	1 year
Bean, pole	May 15-June 10	2	3 ft.	3 ft.	1/2 pt.	6-10	65-100
Bean, lima	May 20-June 10	2	3 ft.	3 ft.	1/2 pt.	6-10	60-90
Beet, late	April-August	2	3-4 in.	15 in.	1 oz.	7-15	75-90
Carrot, late	May-July	1/2-1	2-3 in.	15 in.	1 oz.	10-20	90-120
Corn, late	May 20-July 10	2	3 ft.	4 ft.	1/2 pt.	4-10	80-100
Cucumber	May 10-July 15	1	4 ft.	4 ft.	1/2 oz.	4-15	60-85
Egg Plant, seed	June 1st	1/2	3-6 in.	15 in.	1/2 oz.	6-12	125-150
Egg Plant, plants	June 1-20	—	2 ft.	2 1/2 ft.	25	—	—
Leek	April	—	2-4 in.	15 in.	1/2 oz.	6-20	120-150
Melon, musk	May 15-June 15	1	4 ft.	4 ft.	1/2 oz.	6-20	90-120
Melon, water	May 15-June 15	1	6-8 ft.	6-8 ft.	1/2 oz.	6-20	100-125
Onion	April	1/2-1	2-4 in.	15 in.	1/2 oz.	15-25	120-175
Okra	May 15-June 15	1/2-1	2 ft.	3 ft.	1/2 oz.	10-20	100-125
Parsley	April-May	1/2	4-6 in.	1 ft.	1/2 oz.	15-25	90-110
Parsnip	April	1/2-1	3-5 in.	18 in.	1/2 oz.	12-18	100-150
Pepper, seed	June 1st	1/2	3-6 in.	15 in.	1/2 oz.	6-15	125-150
Pepper, plants	June 1-20	—	2 ft.	2 1/2 ft.	25	—	—
Potatoes, main	April 15-June 20	4-6	13 in.	2 1/2 ft.	1/2 pk.	15-20	75-100
Pumpkins	May 1-June 20	1-2	6-8 ft.	6-8 ft.	1/2 oz.	6-10	100-150
Rhubarb, plants	April	—	2-3 ft.	3 ft.	25	—	1 year
Salsify	April-May	1	3-6 in.	18 in.	1/2 oz.	8-15	125-150
Squash, summer	May 15-July 1	1-2	4 ft.	4 ft.	1/2 oz.	6-10	60-75
Squash, winter	May 15-June 20	1-2	6-8 ft.	6-8 ft.	1/2 oz.	6-10	100-125
Tomato seed	June	1/2	3-4 in.	15 in.	1/2 oz.	6-12	125-150
Tomato, plants	May 15-July 20	—	3 ft.	3 ft.	20	—	—

II. CROPS FOR SUCCESSION PLANTINGS.

Bean, dwarf	May 5-Aug. 15	2	2-4 in.	1 1/2 ft.	1 pt.	6-10	45-75
Endive	April-August	1/2	1 ft.	1 ft.	1/2 oz.	5-10	75-100
Kohlrabi	April-July	1/2-1	6-12 in.	1 1/2 ft.	1/2 oz.	6-10	65-85
Lettuce	April-August	1/2	1 ft.	1-1 1/2 ft.	50	5-15	75-100
Peas, smooth	April 1-Aug. 1	2-3	2-4 in.	3 ft.	1 pt.	5-15	50-65
Peas, wrinkled	April 10-July 15	2-3	2-4 in.	3-4 ft.	1 pt.	5-15	60-75
Radish	April 1-Sept. 1	1/2	2-3 in.	1 ft.	1/2 oz.	3-10	25-50
Spinach	April-Sept. 15	1	3-5 in.	18 in.	1/2 oz.	6-15	60-75
Turnip	April-Sept.	1/2-1	4-6 in.	15 in.	1/2 oz.	3-8	60-75

taking care to pulverize all lumps. If the following two rules are observed, it may be used without any danger of "burning" the plants. First, see that none of it ever lodges upon the foliage, and never apply when there is moisture upon the plants. Second, apply in many small doses,—10 to 20 lbs. at a time for such a piece as we have been considering. It should be put on so sparingly as to be barely visible; but its presence will soon be denoted by the moist spots, looking like big rain drops, which each particle of it makes in the dry soil.

If you can have ploughed under for your garden a good coating of rotted barnyard manure, followed by a dressing of wood ashes or fertilizer harrowed in, and can apply 50 to 100 lbs. of nitrate of soda during the summer, your fertilizer question will be settled—and you can pick out a place on your wall right now for some of the blue ribbons to be awarded next fall at your local fair.

In his hurry to get the first plants out and seeds sown, the beginner is likely to hurry over the preparation of the ground. Instead of hastening things a few hours, he is delaying them days. In order to have the best crops, it is necessary that the plants make an unchecked growth from the very beginning, and nothing is more important in giving them the right start than a properly prepared seed-bed. If the ground is in just the right condition



twice over with a harrow may be sufficient; but keep it going until all lumps are broken up, if it takes a dozen goings-over. And it may need to be rolled once or twice during the process! Then it will be ready for the iron rake—and lots of elbow grease. Take a strip about as wide as you expect to plant at once, and rake it from one end. Make it just as smooth as possible, with a backward-and-forward motion of the rake. Rake up just as little sod, stones, and other trash as possible.

When your strip is thoroughly "fined," and as nearly table-smooth as you can make it, the preliminaries are over, and you are at last ready to plant.

OUT-DOOR SOWING

Vegetable	When to sow or plant <sup>1</sup>	Depth to sow in ins.	Distance		Seed or plants for 50-ft. row	No. days to germinate	No. days to mature
			Apart in rows <sup>2</sup>	Rows apart			
III. CROPS TO BE FOLLOWED BY OTHERS.							
Beet, early.....	April-June.....	2	3-4 in.	15 in.	1 oz.	7-15	60-75
Broccoli, early <sup>4</sup> ..	April.....	1-1 1/2	1 1/2 ft.	2 ft.	35	5-10	100-140
Borecole <sup>4</sup> .....	April.....	1-1 1/2	2 ft.	2 1/2 ft.	25	5-10	85-120
Brussels Sprouts <sup>4</sup>	April.....	1-1 1/2	1 1/2 ft.	2 ft.	35	5-10	100-140
Cabbage, early <sup>4</sup> ..	April.....	1-1 1/2	1 1/2 ft.	2 ft.	35	5-10	100-125
Carrot.....	April.....	1-1 1/2	2-3 in.	15 in.	1/2 oz.	10-20	60-80
Cauliflower <sup>4</sup> .....	April.....	1-1 1/2	1 1/2 ft.	2 ft.	35	5-10	100-115
Corn, early.....	May 10-20.....	2	3 ft.	3-4 ft.	1/2 pt.	4-10	60-80
Onion Sets.....	April-May 15.....	1-2	2-4 in.	15 in.	2 pt.	—	40-60
Peas.....	April 1-May 1.....	2	2-4 in.	3 ft.	1 pt.	5-15	50-65
Crops in Sec. II..							
IV. CROPS THAT MAY FOLLOW OTHERS.							
Beet, late.....	July-August.....	2	3-4 in.	15 in.	1 oz.	7-15	75-90
Borecole.....	May-June <sup>2</sup> .....	1-1 1/2	2 ft.	2 1/2 ft.	25	5-10	85-120
Broccoli.....	May-June <sup>2</sup> .....	1-1 1/2	2 ft.	2 1/2 ft.	25	5-10	100-140
Brussels Sprouts.	May-June <sup>2</sup> .....	1-1 1/2	1 1/2 ft.	2 ft.	35	5-10	100-140
Cabbage, late.....	May-June <sup>2</sup> .....	1-1 1/2	2 ft.	2 1/2 ft.	25	5-10	120-130
Cauliflower.....	May-June <sup>2</sup> .....	1-1 1/2	2 ft.	2 1/2 ft.	25	5-10	100-140
Celery, seed.....	April.....	1-1 1/2	1-2 in.	1 ft.	1 oz.	12-20	125-150
Celery, plant.....	July 1-Aug. 1.....	—	6 in.	3-4 ft.	100	—	—
Peas, late.....	May 15-Aug. 1.....	2-3 in.	2-4 in.	4 ft.	1 pt.	5-10	50-75
Crops in Sec. II.							

<sup>1</sup>In the vicinity of New York City. Each 100 miles north or south will make a difference of 5 to 7 days later or earlier.

<sup>2</sup>This is for sowing the seed. It will take three to six weeks before plants are ready. Hence the advantage of using the seed-bed. For instance, you can start your late cabbage about June 15th, to follow the first crop of peas, which should be cleared off by the roth of July.

<sup>3</sup>Distances given are those at which the growing plants should stand, after "thinning." The seed, for crops sown in drills, should be sown several times as thick.

<sup>4</sup>Best started in seed-bed, and afterwards transplanted; but may be sown where wanted and afterward thinned to the best plants.

Before taking up special directions for the various vegetables, I want to say a word about seed-drills, and also give a few general rules. No matter how small your garden is, get a combination seed-drill and wheel-hoe, if you can possibly afford it. A seed-drill will enable you not only to get your seeds in more quickly, and with greater ease, but it will do the job *better* than can possibly be done by hand. It will open the furrow, drop the seed evenly, cover with *moist* earth, roll down the drill, and mark out the next row, all with one operation, and nearly as fast as you can walk. And then by changing a few bolts and nuts, you can convert this same machine into a wheel-hoe, that will save you even more work in cultivating than the seed-drill did in planting. You cannot afford *not* to have one. But in case you are just beginning, and do not feel like investing a few dollars this year in one of these machines, keep the following suggestions in mind when planting by hand. Seeds as a rule should not be covered more than three or four times their own depth. They should be planted as soon as possible after the ground is ready, before the surface of the soil has a chance to dry out. They should be "firmed" into the ground, either with the edge of a board, back of a hoe, or by being pressed firmly with the foot, to prevent the formation of air spaces to dry up the newly sprouted rootlets. Great care should be taken to get the rows straight, as cultivation should be begun when the little plants are scarcely up, and it will be much facilitated by even rows.

Get a stout string and stretch it tightly just above the ground for your first row. With a hoe handle mark off along it a shallow drill, deep enough for whatever seeds you may be planting. If a seed-drill is being used, it can be adjusted to plant at different depths, as desired. For peas, beans, and other large seeds, it will be necessary to open up the drill still more, with a hoe. There is an implement with a heart-shaped blade, called the "Warren hoe," made especially for opening and covering drills.

Sow the seed evenly in the freshly opened drills, press down as directed above, and cover level with a hoe, or back of a rake. A second firming on top of the row is advisable if the ground is very dry.

So much for those vegetables which are planted in the open from seed. But many crops may be had several weeks earlier by setting out young plants which have been started ahead, as described in the next preceding article of this series. If the following few simple things are done in the important operation of plant-setting, practically every one will live, and they will receive little check in the process. Do this work on a cloudy day, or late in the afternoon if you can. If it must be done on a bright hot day, shade the newly set plants with newspapers. Prepare the ground as for seeds. Mark off the rows lengthwise, and also across, at the proper distances. With a trowel or hoe, dig out at each intersection a hole four or five inches deep. Mix up in an old pail manure (hen manure is the best) and water, until about the consistency of thin paste, and throw half a trowelful into each hole; then mix this up thoroughly with the dirt and cover over level, making a mark with the trowel to indicate just where the prepared spot is. Take your plants, which should be well



Corn takes up a lot of room, but there is all the difference in the world between bought and home-grown corn

(Continued on page xix)



Sow your cucumber seed May 10—July 15 for a crop to remain throughout the season

# A Long Island Home and Its Garden

THE COUNTRY HOME OF MR. F. D. SHERMAN, OVERLOOKING MANHASSET BAY AT PORT WASHINGTON, —A DISTINCTIVE ADAPTATION OF THE COLONIAL FARMHOUSE—TROWBRIDGE & ACKERMAN, ARCHITECTS

BY JARED STUYVESANT

Photographs by Mr. Sherman and J. D. Walter

**H**AVE you ever tried the interesting mental exercise that consists in outlining a mind picture of some person with the aid only of a story or a letter he has written or a picture he has painted? It is astonishing how wide of the mark such conceptions often turn out to be. I am inclined to believe that your mental picture will be far more nearly accurate and true to life if it be based on the character of house a man builds, and the manner of its furnishing and decorating. It matters not how much a man can afford to spend on his home; much or little, there always remains the possibility of stamping upon the result the hallmark of individuality, the fairly accurate expression of one's personality.

But what of the man who hires a decorator and goes abroad to await the completion of the work? Well, there are two possible alternatives: if the decorator is really a master of his art he will succeed in showing forth in the completed house the character, aims and taste of his client; if the decorator is not able—or perhaps not cruel enough—to do this, the result will be the cold, stiff, conventional thing, faultless according to the canons, of course, but like a house without vines. And just as surely, in either case, would you be able to picture the sort of man who

would want that sort of thing for his home.

All of which is prompted by the perfectly evident fact that is proclaimed by the accompanying photographs and plans of Mr. F. D. Sherman's home at Port Washington—the fact that here is a house and a garden setting made for a man

who knew what he wanted, and got it. looks the Bay, or on the garden side among the old-fashioned flowers.

The suburbs of our large cities contain quantities of another type of country home—large estates, laid out stiffly with severely formal gardens, cold marble seats, elaborately carved fountains—the so-called show places of America. The houses are almost castles, with great oak-paneled libraries, in which nobody ever reads, with morning rooms, breakfast rooms, interior fountain courts—all usually large, inhospitable and deserted. Contrasted with places of this sort, the Sherman place is a real *home* for the American business man who wants a place to live in, not a transported Italian villa nor a feeble imitation of an English manor house for his neighbors to look upon. Based, architecturally, on the type that belongs solely to Long Island—the quaint low

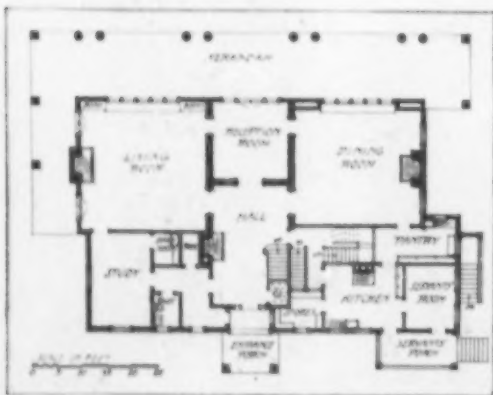
farmhouses of the early settlers, which still lend a distinct flavor to localities like Easthampton, for example, it is designed with no slavish repetition of plans outgrown, no handicap of antiquated methods, but with the idea of making a modern, comfortable, sanitary, country home.



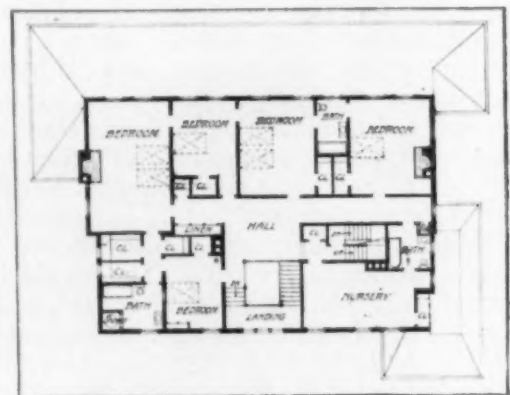
A garden of old-fashioned perennials, filled out with annuals, lies just across the main entrance driveway, with a vegetable garden and garage beyond

who knew what he wanted, and got it.

The Sherman house shows a particularly successful adaptation of the American farmhouse type of architecture to modern needs as regards planning and equipment. There is absolutely nothing about either house or garden that is not perfectly in keeping with the modern healthful type of country living—a life lived largely out-of-doors, on the long broad veranda that over-



Large rooms, grouped conveniently around a spacious hall, make a splendid first story



Three bathrooms, one containing a shower, are conveniently related to the five bedrooms



A foliage-green landscape paper, in combination with the white woodwork, gives the dining-room a brilliancy approximating outdoors



A gold wall paper, with brown as the dominant color in furniture coverings and hangings, makes bright the twenty-five-foot-square living-room. French windows, flanking the fireplace, open upon the large veranda



The entrance driveway approaches the side of the house opposite that facing Manhasset Bay, and separates the house from the garden; the latter was not fairly started when the picture was made

Look at the first floor plan, for instance. Everything is on a generous scale but without ostentation or undue formality. The living-room and dining-room are each approximately twenty-five feet square, separated by a reception room, fifteen feet square, that is entered from the central hall, fifteen by twenty-four feet in size.

To my mind the arrangement of the owner's study and its adjoining photographic darkroom, toilet and telephone closet, is one of the most interesting features of the plan. This dark-room, by the way, is royally equipped with running water, enameled sink and glass shelves.

Opening from the living-room on the fireplace side are French windows that lead out upon the great veranda along the Bay side. With a total length of eighty-seven feet and a width of thirteen, it can readily be surmised that here is the real living-room throughout the summer months, with the enclosed living-room proper merely a withdrawing room for the late evening.

On the second floor, the abundance of bathrooms at once marks the long step forward we have taken in that particular direction over the old farmhouse prototype, wherein such lux-



Fifteen by twenty-five feet makes a hall big enough to serve as another living-room



Along the full length of the house towards the Bay runs the thirteen-foot-wide veranda, eighty-seven feet long—the center of things throughout the whole summer season

urious necessities were not so regarded. It will be seen from the floor plan that only one of the six rooms is not immediately adjoining a bathroom, and in the owner's suite as in the study below, man's individual rights have been asserted and have found expression in a built-in, tiled shower-bath.


Throughout the second story, as in the first, the scheme of furniture and decoration is Colónial. Rag rugs are used on the bedroom floors, as in the dining-room, with cretonne and other brightly colored fabrics for the hangings and furniture coverings.

Storage space and the ser-

vants' bedrooms are found on the third floor, reached, as the second-floor plan shows, through an isolated back stairway.

In the garden the plan is very simply geometrical, to give easy access around the beds and border of old-fashioned perennial flowers, filled in here and there with annuals. A row of tall Hollyhocks and Golden Glow surrounds three sides of the flower garden, leaving the lower end open to the vegetable garden adjoining. In this latter, which includes about 150 x 200 feet, an abundant store of all the vegetables is grown under a gardener's care.

At the end of the vegetable garden stands the garage, with comfortable quarters for the gardener and his family above the motor space.



In landscape work, whether it be grouping shrubs around the base of a house or planting them in masses about the outside edges of lawns, the individual specimen must give way to the effect as a whole

## Planting Shrubs for Mass Effects

THE LANDSCAPIST'S POINT OF VIEW IN THE MATTER OF SETTING OUT SHRUBBERY BORDERS—THE NECESSITY FOR DETERMINING THE PLAN AND SKY LINE ACCURATELY ON PAPER

BY GRACE TABOR

Photographs by Nathan R. Graves and others

[The seventh of a series of articles on the subject of landscape gardening as applied to the American home of moderate size, preceding titles being "Utilizing Natural Features," "Getting Into a Place," "Formal or Informal Gardens," "Screening, Revealing and Emphasizing Objects or Views," "Boundary Lines and Boundary Plantings," and "Planting Trees for Air, Light and Shade." Questions relating to planting details will be gladly answered.—EDITOR.]

THESE seems ever to have been an antagonism between the horticulturist's view of a plant and the landscape architect's. To the former it exists as a specimen, an individual that is filling an important place in the world in and by itself; the spread of its branches and the size and quantity of its blossoms are the things by which he judges it and by which he values it—consequently the more these are increased, the more any characteristic is exaggerated in it, the more valuable to him does it become. Naturally, therefore, his whole aim is to provide it with those surroundings which will promote such exaggeration to the highest degree.

But the landscape architect views it from a very different point. A plant is to him what a single note is to the musical composer, or what the tubes of raw, pure color are to the painter. One note, struck by itself, can mean nothing, no matter how loud and startling or soft and sweet the tone; one color in a great vivid blotch on the canvas expresses nothing, no matter how clear and striking it may be. It is only as the note is brought into relation with other notes, the color with other shades and colors, that a composition takes shape.

It seems, sometimes, as if the time would never come when this truth about plants would be realized by everybody. Year after year sees the same mistakes made, even on the larger estates where large sums have been paid for the services of professionals presumably skilled and cunning in the craft. With all the money spent the well planned and well planted place remains the exception, so rare as to be startling when one comes upon it, while examples of wrong ways, wrong from their fundamental ideas up, are everywhere. Almost every village and suburban street presents a solid front of garden misconceptions disheartening to see.

The two views just cited are of course antagonistic and one can readily see how utterly impossible it is to ever make them

anything else, so one need spend little time in attempting to harmonize them. Instead let us see what reasons there are for adopting one and rejecting the other.

First of all it is necessary to realize that there are certain special things, grown for show, and for competitive *shows*, which have no more to do with gardening, considered as a fine art, than chalk has to do with oil painting. The biggest Dahlia in the world, winner of all the prizes, would add little or nothing to a garden's beauty if it stood outdoors, among the growing things; the carefully trained and framed Chrysanthemum plant, bearing a thousand blossoms, might as well be a Coreopsis bush for all the effect it would create in relation to other plants in the border—and the rose bush, coddled and pruned and petted till it produces a single four-foot-stemmed American Beauty, becomes a sorry spectacle, once its solitary flower is plucked.

These may be exaggerated examples to be sure, but they illustrate the point we need to impress upon our minds—that individualism is *not* the garden's ideal. And though they are exaggerated, they are after all only the result of going a few steps farther along the path of individual culture than the usual practice which aims to plant shrubs in isolation "so they can develop."

Any view that persistently puts the *development* of a shrub before other considerations governing its location, is a mistaken one; and until, once and for all, we get over cherishing such views we will continue to go wrong in design, and to fail in attaining our proper effects.

Abandon completely and absolutely the mental picture that dissociates "shrub" from "shrubby," and create in its place one which unites the two so closely that you will come to feel them one object and synonymous terms. Then live up to this creation determinedly, and let no remarks of misguided neighbors—however well meaning they may be—about things choking

to death and having no chance to grow, shake your resolution nor divert you from your course. They may think you crazy—that is to be expected, but you will know that you are not, and that time, and your grounds, even if they are only 50 x 100 ft., will be your vindication.

It is very simple if one wishes to reason it out, since any plant set in an open space and encouraged to "develop" is but a few steps short of the plant trained with the avowed purpose of producing phenomenal flowers or fruits, and phenomenal flowers or fruits are of absolutely no merit as garden ornaments and the plant trained to produce them usually suffers in the process. Hence it follows that a plant—or, to speak more definitely, a shrub—set singly as a specimen in a garden or for the adornment of grounds, is an anomaly.

Grounds are not ornamented by shrubs of this kind, for it is the shrub itself which holds attention under these circumstances. Wonder and perhaps a certain crude admiration are excited by it—but the idea of grounds or a garden is lost sight of completely. There is no impression of charm and beauty resting upon all, of a dwelling rising from a suitable setting, of an outdoors that appeals and satisfies, of a picture that is complete. These things are sacrificed to a monstrous something calculated to draw an astonished "oh!" from the beholder.

With the resolution to always mass "shrubs" until they form "shrubby" and to always plant them so near together that they will interfere and encroach upon each other outrageously, firmly and immovably fixed so that nothing can shake it, let us examine first the points that come up in laying out the ground plan of such border or mass. The ground plan itself takes precedence over all other work, consequently it is upon that that the gardener must start, indoors instead of out.

Regularity, so far as that implies planting in rows or squares, is of course to be avoided in an informal shrubby border. But haphazard, grotesque zig-zagging is not the way to avoid it, neither is what nurserymen call "staggering." A carefully worked out plan is the only way, with an equally careful transfer of it from the paper to the ground.

Such a plan is made by first drawing in lightly the general large curves representing the inner line of the shrubbery—it being assumed of course that the plot to be planted is laid off to scale on the drawing paper. Then, starting at either end, the first shrub is located where its spread of branches can be calculated to come on this curve; follow all along this inner line first, leaving

a space of from two and one-half to four feet between the shrubs, depending on their size.

Next, proceed to fill in back of this—in some places a dozen plants may be required within a very small distance along the boundary while in others only one or two will be needed to build up the border.

The species and variety of practically every one should be determined as the shrub is set down upon the plan, otherwise difficulties will arise over the distances between them. In a very large planting this is not always essential as there will be certain locations calling for many of one kind. But even here it is well

to have a general idea of what each lesser group composing the large group is to be, as they are set down. It takes time—but it is the thorough way.

In field work a plan is divided into squares of convenient size and every shrub in a given square is located by a stake driven into the ground and labeled to correspond with the label on the shrub, before any planting in that particular square is really done.

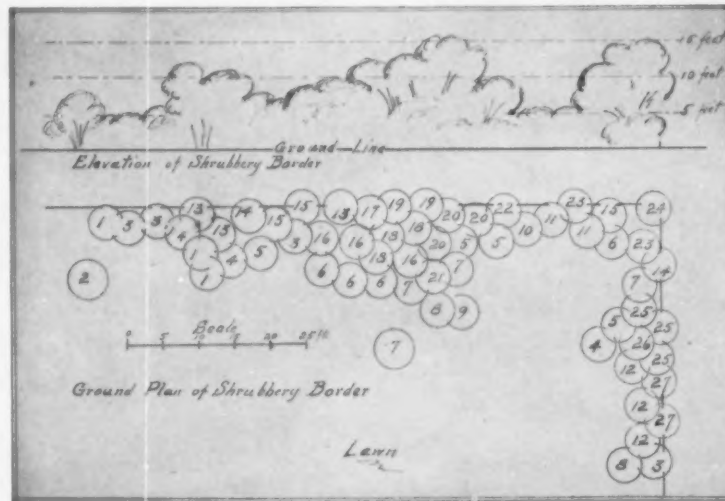
Reference has been made in a previous article to sky line. It is as much to be considered in planting shrubs as trees, for although the top of shrubbery may not cut the sky when viewed under ordinary circumstances, the outline of its top, taken as a whole, has an important place in a composition.

To give this sufficient variation there must be intervals of comparatively low-growing varieties that are not backed up by larger specimens; and these intervals, constituting the variation in the "profile" or vertical section of the border, must be as carefully thought out and planned as the ground plan of the group. Generally speaking they will take the ground plan for their guide and rise from it quite as the elevation of a building rises from its plan; but here, as in architecture, the designer must have the instinct which

adopts the right form and rejects the others.

The diagram appended shows the principle, and the manner in which the plan serves as a guide to the profile. Notice that wherever the border deepens on the ground, it rises higher in the elevation; by determining the ground plan first, therefore the elevation will rise from it almost automatically and with no trouble to the designer and no confusion. And a glance at the elevation shows exactly where the tallest and the lowest shrubs must stand and the intermediate ones as well. Make your plan therefore first, in rough sketch form, then develop the elevation or profile

(Continued on page xxii)



This "elevation" of the border shows it, particularly the upper outline of it, as it would appear to a person standing on the lawn and looking against it. Wherever the mass broadens on the ground, the sky line rises higher—wherever it narrows on the ground the sky line descends. Dotted lines across the elevation are at the 5, 10 and 15 foot elevations respectively.

Number and Name	Bloom	Height	Color of Flower
1 Callicarpa purpurea.....	August.....	4 feet	Pink
2 Amygdalus communis, alba flore pleno.....	May.....	6 feet	White
3 Clethra alnifolia.....	July-Sept.....	8 to 10 feet	White
4 Deutzia gracilis.....	May-June.....	4 feet	White
5 Deutzia gracilis, rosea.....	May-June.....	4 feet	Pink
6 Azalea mollis.....	April-May.....	3 to 8 feet	Red-yellow-white
7 Hydrangea quercifolia.....	June.....	6 feet	Pinkish white
8 Hypericum Moserianum.....	July-Sept.....	2 feet	Golden yellow
9 Lonicera Alberti.....	June.....	3 feet	Rose pink
10 Andromeda Mariana.....	April-May.....	3 feet	White
11 Caryopteris mastacanthus.....	Aug.-Oct.....	5 feet	Violet blue
12 Eleagnus longipes.....	April-May.....	6 feet	Yellowish white
13 Cornus sericea.....	June.....	10 feet	White
14 Lonicera Tatarica.....	May-June.....	10 feet	White or pink
15 Spiraea arguta.....	May.....	7 feet	White
16 Azalea viscosa.....	June-July.....	8 feet	White, tinged red
17 Baccharis halimifolia.....	Sept.....	12 feet	White seed vessels
18 Cornus alba.....	May-June.....	8 feet	White
19 Rhamnus Frangula.....	May.....	12 feet	Inconspicuous
20 Tamarix Gallica, indica.....	July-Aug.....	15 feet	Pink
21 Lonicera fragrantissima.....	March-April.....	6 feet	Creamy white
22 Calycanthus floridus.....	June.....	8 feet	Brown
23 Crataegus Oxyacantha.....	May.....	12 to 15 ft.	White
24 Viburnum Lantana.....	May.....	20 feet	White
25 Syringa vulgaris.....	May-June.....	20 feet	White and lilac
26 Syringa villosa.....	May-June.....	8 feet	Pinkish lilac
27 Forsythia Fortunei.....	April.....	8 feet	Yellow



If you have a sun-dial in your garden see that its base is accessible from the paths



Steps and flanking pedestals for formal plants may easily be made from cement



Even in the informal garden a marble is an effective foil for the shrubbery



When the circular shelter is more luxuriantly covered with vines it will make an ideal resting spot



An old Japanese lantern of wrought iron in Mr. Thomas W. Lawson's garden



A basin of marble or cement, in which the water is renewed by hand, attracts the birds



Useful as well as ornamental is this graceful seat in brilliant contrast with its green background



Reproductions in cement of old Italian fragments are not expensive



Do not use a Japanese stone lantern unless you can give it a setting of curious rocks and dwarf trees

A PAGE OF GARDEN ORNAMENTS



Although the paneled wainscoting and much of the furniture is of the Elizabethan period there is no apparent incongruity in the introduction of the upholstered easy-chairs

## Congenial and Uncongenial Furniture

THE NECESSITY FOR SELECTING FURNITURE THAT WILL HARMONIZE WITH THE ARCHITECTURAL STYLE OF AN INTERIOR — HOW FAR ONE MAY GO IN GIVING PLACE TO ODD PIECES

BY MARGARET GREENLEAF

Photographs by Floyd E. Baker and others

**I**N selecting the furniture for the new house the ambitious amateur must take first into account the architectural demands made by the type of the house to be fitted, and second the requirements of those whose lives will be lived within its walls. This done, there is little likelihood of failure in the completed rooms, as the finished result must of necessity be consistent and suitable and therefore beautiful.

There are, however, several varieties of pitfalls awaiting the inexperienced and unwary. One may fortify one's self, however, by thoughtful observation and intelligent reading upon the subject-matter of ornament and furniture of the several periods most frequently encountered in the architectural designs and types of furniture in use today, and thus have ability to distinguish and select that best suited to the house under consideration.

The present extensive employment of cement and concrete in the construction of houses has brought forward the "Craftsman" type of house, as well as the half-timbered English, as both styles lend themselves well to this material. The furniture used in the Craftsman house must carry the same plainness of line and sturdiness of construction as the building itself expresses. That variously known as Mission or Craftsman can be used throughout, and will seem at once a part of the rooms in which it is placed, although in houses of some other designs (notably Colonial) this furniture is wholly incongruous and difficult to place. As

much of this furniture is very heavy, it is a good idea to supplement such large pieces as the davenport, long table, and easy-chairs, with some chairs of wicker or willow. These may be of



No type of furniture would harmonize so well with the architectural character of this dining-room as the so-called Craftsman type





The rather unusual combination of mahogany furniture built on Mission lines is found in this spacious living-room



A sample of the over-decorated gaudy "parlor" of a decade ago, including the ubiquitous "what-not," which, fortunately, we have left far behind

foreign make, either the East India or the Hong Kong. Both of these styles show in form and color the clever workmanship and artistic ability of the Oriental craftsman.

Houses modeled somewhat after the bungalow, and other small houses in which the elimination of all ornament is the keynote of the interior detail, will also be found to hold such furniture agreeably. This furniture is usually made from oak or ash, darkly stained and finished with a soft polish. Occasionally, however, mahogany is used, though not so successfully, as this wood is too closely associated in our minds with the more elegant lines of Colonial furniture.

For the Colonial or semi-Colonial house, reproductions of the numerous furniture designs of that period find appropriate setting. However, to make a successful Colonial room one need not necessarily be a purist. The charge of stiff formality is sometimes brought against the careful Colonial treatment of rooms. This is by no means necessarily attendant upon correct Colonial decoration. While there can, of course, be no over-crowding of such rooms, we should bear in mind that no style of furnishing should be considered which does permit of this.

In furnishing the Colonial house we are by no means restricted to the designs of Chippendale, Sheraton, Hepplewhite and others of their kind, but with perfect propriety pieces ante-dating the time of the Georges may be introduced, as the Colonial is the direct outcome of the Georgian and previous periods.



Colonial furnishing is sometimes accused of being too austere for comfort, but this consistent living-room disproves it

There is a distinct difference in the type of furniture which was used in the Colonial mansions of the South, and that of the New England houses of the same period. In the former one feels the French influence in the ornamentation and carvings of the rosewood frames of the more formal designs, while the New England type is austere and affected by the Puritan spirit of the time. Thus furnishing and decorating a house of Colonial suggestion can become a very real pleasure to the owner, as in fitting it with suitable and congenial pieces of old furniture or some of the many excellent reproductions of good design which are to be had to-day, a beautiful and livable scheme may be worked out. After the wall decorations and hangings are in place the furniture should be added slowly and carefully, each new piece being thoroughly tried out before its final disposition is determined.

There are many helpful books on Colonial furniture to be found in our libraries which should be read and digested by any one who purposes undertaking the fitting up of such a home.

We have given special prominence to the consideration of Colonial furniture as in the treatment of houses of this beautiful and dignified style the amateur may readily meet with success. This is largely owing to the careful reproductions which are made of the furniture best suited to such interiors, and also the excellent examples of these houses which are now extant and which, through actual acquaintance, or polished illustrations, are well known to the public.

So many and such unspeakable mistakes are committed in the name of "French Period Decoration" that even the least experienced have come to fear it. It must be recognized that this treatment has no place in the home of modest pretensions. A house to be so decorated must be designed along lines characteristic of the period, the architectural detail of the interior making ready the way for the silk-paneled walls, framed in stucco garlands and overlaid with floating ribbons, swags of fruit and flowers, and the ornate cornice and chimney piece which will supply a proper setting for the carved gold leaf, tapestried furniture, and delicate brocades of that time.

In the recent past, American manufacturers have flooded the markets with so-called Vernis-Martin cabinets and tables, as well as frankly gilded and machine-made chairs and couches labeled Louis XIV, XV, or XVI period, as the fancy of the dealer or the customer has dictated. It is furniture of this and kindred types which makes for the very bad decorative effects shown in many of the more elaborate of our homes! Fortunately, however, this condition is also passing and the building public is individually

(Continued on page xix)

# Practical Talks with Home-builders

BUILDING A HOME UNDER A SINGLE CONTRACT OR UNDER A DOZEN OF THEM—THE ADVANTAGES OF EACH METHOD AND THE COMPARATIVE COSTS

BY ALEXANDER BUEL TROWBRIDGE

[This is the sixth of a series of intimate helpful talks with those who are about to build. The aim is to offer untechnical suggestions to prospective home-makers in the hope that many of the common mistakes and difficulties may be avoided through foreknowledge. The talks are written for those of moderate means rather than for those to whom economy is no object.—EDITOR.]



CONTRACTS are usually written by the architect, who follows well known customs regarding payments, etc., unless requested by builder and owner to substitute special agreements. The wording of an ordinary building contract was determined several years ago at a convention of builders and architects and is now issued in printed form with blank portions reserved for filling in with names, amounts, dates, etc. This form, called "Uniform Contract," may be purchased at any well supplied stationer's

carrying architectural materials. As in the case of specifications, it is not necessary for the owner to read the contract with the intention of criticising its phraseology, but rather to acquaint himself with the obligations he assumes.

Contracts for a house may be let in two or three different ways. A contract may be signed with a carpenter who agrees to complete the entire work; that is he stands responsible for the installation of heating, plumbing and lighting as well as for those branches more nearly allied to his own trade, such as masonry, plastering and painting. The advantage in this method is secured through placing the responsibility for everything in the hands of one man or firm, thus reducing the possibility of complications which might arise if each tradesman worked independently. The disadvantage becomes apparent when it develops that the general contractor is carrying on his business with little or no capital. He is then apt to make his sub-contractors wait for their pay while he applies what he receives to settle the debts of some previous building operation. In this way liens are filed against the work and the owner finds himself in an embarrassing position.

Again, a separate contract may be signed with each tradesman. This has a decided advantage, as the owner saves whatever profit a general contractor would receive if the first mode of procedure were followed. That is, the owner lets contracts on a competitive basis with mason, carpenter, plasterer, painter, steam fitter, plumber and electrician. In large operations the number of sub-contractors will be three times as many as those mentioned. It must be noted, however, that this mode of procedure requires "canny" specifications. The architect is obliged to describe in words that will not admit of two meanings the duties of each contractor, so as effectually to prevent any tradesman from evading his obligations by shifting to another what is really his own work to perform. The separate contracts must receive the same kind of care in writing. Whatever points are not covered by the specifications must be cared for in the contracts.

This method of building requires the services of a "clerk of the works"—a man who spends his entire time on the job. He not only acts as a superintendent in assisting the contractors to interpret the drawings, but he keeps the architect in daily touch with the progress of the work and gives preliminary notice to the contractors as to the dates for commencing work and when to ship their materials. A clerk of the works is employed by the architects at the expense of the owner. Good men may be secured at salaries varying from \$25 to \$50 per week. For complicated

operations involving the supervision of many trades and many men, a high-priced man is a necessity. Whether the work is done under a general contractor or through many sub-contractors, a clerk of the works is an assistant of value. The architect's ordinary fee, covering superintendence, does not include constant supervision. It generally is interpreted to mean visiting the work several times a week in order to explain drawings, pass upon the appearance of completed work, etc. He does not agree to stand over the concrete workers, for instance, and watch with minute care the proportions of cement, sand and stones that are being mixed together. A clerk of the works, however, is able to give this kind of careful scrutiny and is often the means of securing dependable, honest construction.

A third mode of procedure is a compromise between the two foregoing. An owner may let the masonry, carpentry, plastering and painting in one contract and let heating, plumbing and wiring or gas piping separately. The chief advantage in this is the saving of the general contractor's profits on such contracts.

It is customary to insert in a contract a date for the completion of the work. As this clause is hedged about by counter agreements relieving the contractor from personal obligation in case of strikes or other unforeseen calamities, it is almost impossible to enforce the usual "time clause." If, however, a separate clause is written calling for a forfeit for each day of delay after the proposed date of completion and a bonus for each day gained through rapid work, the courts have a definite agreement upon which to argue and a decision may be reached.

In the question of city contractors versus country contractors, the writer's experience leads him to state that if the owner is not in a hurry and is not expecting the highest grade of finish in the work, he can profitably engage a country builder. Their prices are generally much lower than those of city builders and their work is good enough for all ordinary house construction. If speed is important, the country builder must be eliminated. One reason why they are compelled to work slowly is because the mills favor the bigger contractors in turning out mill-work, and the country carpenters are obliged to wait the pleasure of the millmen.

The saving through using a country builder is large enough sometimes to warrant the custom. For example, a house which came to \$12,000 in city estimates was built for \$9,000 through five different contracts with country contractors. It would have been possible to employ a clerk of the works for even this small job at a salary of, say, \$30 per week; to have used up twelve months in building the house, and to have been a gainer by approximately \$1,500. In this small operation the architect increased his fee as follows: The regular fee for the work was 7½ per cent of the cost. By dividing the work into five contracts the architect increased his own office work and his supervision, but he saved the owner, it was estimated, at least 10 per cent on the amounts paid to the heating contractor, the plumber, the painter and the electrician. The architect therefore added to his regular fee an amount equal to one-half of this saving, an arrangement which is well worth the careful consideration of every owner. It can be just as profitably undertaken with city contractors. In fact, as general contractors often obtain more than 10 per cent on the sub-contracts, the saving would be proportionately greater.



An interesting corner porch, with an upper balcony and a Germantown hood. George Spencer Morris, architect



The old-time southern Colonial porch, extending through two stories, is an expensive type, but unsurpassed for stateliness




It is becoming increasingly common to have either an uncovered terrace or one that is shaded by a pergola



If one can swing out a generous octagonal or circular corner, comfort is gained with less darkening of the first-story rooms



Mr. Chauncey Olcott's home at Saratoga Springs shows the modified Dutch Colonial type, where the long sweep of the roof comes down to cover the porch. Keen & Mead, architects



The small stone entrance porch marks the center of a long open terrace. Andrews, Jacques & Rantoul, architects.



One too infrequently sees second-story porches such as this one. Myron Hunt & Elmer Grey, architects



Many of the old Colonial homesteads had comparatively small entrance porches, usually showing a wonderful delicacy of woodwork



On this quaint Dutch Colonial house may be seen the prototype of such porches as Mr. Olcott's above

A PAGE OF PORCH SUGGESTIONS



Strawberries from one's own garden make mouths water as no other fruit will. Climax, Fairfield and Virginia are among the best early varieties

## Small Fruits for Every Garden

HOW ONE MAY HAVE FRUIT IN THE GARDEN FROM MAY UNTIL OCTOBER—WHAT VARIETIES TO PLANT AND HOW TO PLANT AND CULTIVATE THEM

BY S. L. DE FABRY

Photographs by the author and Nathan R. Graves

**T**HERE ought to be no country home, no suburban residence without a small space allotted to grow berries and other fruit. By planning judiciously, fruit of all kinds, sufficient for a family of six or eight, can be grown in a space of the size of an average back yard and enjoyed, freshly gathered from your own garden

from spring until autumn. The work requires less care than vegetable growing, and when the plants are once started the culture is simple and the harvest fascinating.

Select your plot, possibly the rear of the lot, near the fence, adjoining the vegetable garden, or any suitable ground you can spare. The end of March or beginning of April is the ideal time to plant the fruit garden. Broadcast the ground with well rotted manure, so that every part of it is covered with a three to four-inch layer. Spread evenly over this ten pounds of muriate of potash and twenty-five pounds of ground bone (procurable at any seed store) to every square of twenty-five feet. Now spade the ground by hand deeply, turning the manure and fertilizer under. When this is done, rake the soil fine with a steel rake, so it pulverizes well, then the ground is prepared to receive the berry plants or trees, no matter how poor the soil was. Before setting out, soak the roots of plants or trees for an hour in a vessel containing liquid poultry manure. A small shovelful of droppings to a pail full of water, well stirred, will do the trick. Earlier sprouting will reward you.

Raspberries and blackberries are climbers and delight in upright growth. Plant about six plants each, three feet from the fence, allowing four feet between the plants in the row. Use yearlings. Dig a hole of sufficient size, mix bottom well with rotted manure, place roots evenly distributed in the hole, cover with fine soil and press firmly around plant, then water liberally. One of the best varieties of red raspberries is the King. In blackberries, Rathbun ranks as having the largest berry and is the best yielder. In order to get large fine berries, they must have sun. Avoid the old idea of bush formation, which will shade all except topers. Let two or three shoots on each side of the plant grow, tie the growing shoots to the fence, adding small posts to the latter, and cross-wire their tops at a height of six feet. Pull up all other shoots, letting the strength of sap concentrate in the selected canes. After they have fruited, cut them off and repeat with new shoots. This is called by some the "new" culture, though it has been practiced by the writer for a decade.

Three feet away, but parallel with the above fruits, plant early strawberries. They will ripen first, and will be out of the way before the raspberries and blackberries are gathered. Plant strawberries in rows, fifteen inches apart each way, so that all three will be within a strip forty-five inches in width. This is termed a matted bed, and gives a large yield in a small space. A row fifty feet long will require 150 plants, fully enough for family use. In planting strawberries take a garden line and mark out the rows. Then with a pointed stick make holes one inch wide and about three inches deep, fill these up with water, and place a root in each hole; then press firmly around the plant, in order to let the air out, being careful not to bury the heart. Strawberries set out this way will live. Water the young plants for a week in the late afternoon. Never let the ground get dry or hard. Hoe often to keep weeds out and the soil loose. Strawberries like shade and water. Among the good early varieties recommended are Climax, Fairfield and Virginia.

In order to supply some shade, plant gooseberries and currants next to the strawberries, about four feet away from the outside row of matted bed. Here use two-year-old plants and set them out four feet apart in the row. The mode of planting them is similar to that for raspberries. About four currant bushes, and as many gooseberries, will fully supply the family table demand. If you like red currants use Fay's Prolific. In white varieties, White Grape is one of the best; while Houghton is one of the best table gooseberries as well as one of the best varieties for preserving—a factor that must not be left out of consideration.




Gooseberries like these may be grown in every garden

The after-culture for currants and gooseberries consists in cutting out the dead canes every spring. Some wood ashes worked in around the bushes with a hoe is beneficial. Keep the soil loose, hilled up a trifle and free from weeds. Prune the plants to three feet in height. It is well to watch for the currant worm. A white caterpillar, which often appears very suddenly after the fruit has set, greedily devours the foliage and ruins the fruit. Care must be taken to pick off and destroy these intruders.

Most berry bushes will bear crops the second summer after planting. Strawberry beds should be renewed every two years. You can obtain new roots for this from your own bed by setting out the young layer plants called "suckers," which are thrown out by the old plants.

Raspberries, blackberries, currants and gooseberries, once planted and properly taken care of, should last for ten years or more.

Besides a variety of berries, a few fruit trees will be needed in the garden to make the selection greater and the period of fruit gathering longer. The tall varieties or standard sorts require so much room that dwarf trees must take their place in the small garden. The merit of these is appreciated to the full where an orchard is not possible. Apples, pears and cherries can be grown, to full perfection, by using the minimum of space required by dwarf trees. These trees should have been grafted on quince stock and, if properly pruned, should not exceed six to seven feet in height, often less. They come into bearing sooner than the Standard trees. What they lack in quantity they make up for in quality and in the size of their fruit. They can be planted at a distance of from six to eight feet apart, and, for the first two years of their growth vegetables or flowers can be grown between the rows. Trees from two to three years old are used for setting out. Before planting them, clip the top branches off, so that only the largest, forming a fork in shape



Grow your own Currants for table and for jelly-making

of a V, remains. The roots must remain heavier than the tops. The planting process is a simple one. Dig a hole of sufficient size, in the bottom of which place some well rotted manure.

The tree (the roots having been treated previously with liquid manure) should next be set in the hole which has then to be half filled up with fine, good soil, firmly trampled down under foot

by the planter while his assistant holds the tree vertical. Then water freely, after which fill up the remaining space to the ground level, treading soil solidly around trunk of tree. Two or three trees of each variety will be all that is needed at the most for the family table.

The after-culture of dwarf fruit trees consists in fertilizing and pruning the trees. The first two years



Caring for the half-grown fruit of the dwarf Pear, Duchess d'Angouleme

very little pruning is needed on dwarf trees. Bear in mind that the formation wanted is a vase form of from five to six feet high, in proportionate width. Later, in pruning, cut off the straight shoots overlaying or growing inside branches; this should be done in winter when the tree is in a dormant state.

Every spring the soil around the trees must be enriched. A proper way to fertilize dwarf fruit trees is to dig a circular

trench around each tree to a depth of fifteen inches, about three or four feet away from the trunk. Fill this in with a few shovels of good stable manure and a mixture of one pound of muriate of potash and two pounds of ground bone to each tree. Then fill up to the ground level. Hoe frequently in order to keep the soil loose and mellow and free from weeds.

Large nurseries where fruit trees of fine quality are grown generally have on hand an assortment of dwarf trees. As to varieties, the following are especially recommended by the writer as a good list to select from:

SUMMER APPLES: Red Astrakan, Early Strawberry, and Yellow Transparent.

AUTUMN APPLES: Duchess of Oldenburg, Golden Pippin, and Rolfe.

WINTER APPLES: Ben Davis, Newton Pippin, and Wine Sap.

SUMMER PEARS: Clapp's Favorite.

FALL PEARS: Duchess d'Angouleme.

The writer has grown the Duchess d'Angouleme pear on dwarf trees to the size of a small cantaloupe; it combines exquisite flavor with long keeping qualities.

CHERRIES: Yellow Spanish and Napoleon Bigarreau can be recommended if you like sweet yellow ones. For dark acid sorts Early Richmond and Baldwin ought to find a place in your garden.

PLUMS: Some of the Japanese varieties grow compact enough and, if pruned back, will take very little room. Of the Standard sorts Abundance will be found the best. It is a very early and prolific bearer of fine flavored plums, and the growth of the tree commends it to a small garden.

PEACHES: These are not grown on dwarf trees, as the stand-



When winter finds your fruit trees like this paint trunks and larger branches with whale soap solution



Red Raspberries like this are one of the finest of home-grown table fruits, and ought to be found in every garden, large or small

ard sorts can be kept very low-headed by vigorous pruning. One year-old peach trees are the sort to set out, but before they are placed in the ground they must be cut back to plain stems two feet long. The best sorts for family use are: Early Rivers, a white peach, juicy and of exquisite

aroma, ripening as early as August, and Elberta, a well known yellow sort, good for the table as well as for preserving.

Plums and peaches should be set out two to three feet farther apart than the dwarf trees. The pruning of peaches is different from the other sorts. Before they bear, prune tops low, about half the wood of last year's growth, but cease this the season they start to fruit, as bear in mind that *the fruit of peaches comes on last year's growth of wood*. After they reach bearing age, cut out suckers, crowded branches and all the old wood already fruited the tree can stand. This will drive the sap in young wood, and a good crop is assured every year.

The quince, though not a popular fruit, is one that must not

be overlooked. It requires a deep rich soil, and the trees should be well mulched with thoroughly rotted stable manure. Plant quince trees not less than ten feet apart. The Champion variety bears a fine quality of tender fruit and bears very young.

Berry bushes, as well as fruit trees, are subject to diseases, which have to be combated. "Leaf Blight," "Rust" and, on peaches and plums, "Brown Rot" are the most common fungus diseases which, fortunately, are recognized. Bordeaux mixture is the great all-around fungicide, and may easily be applied with a small hand spray-pump in the home garden. For use in small quantities it is as well to buy Bordeaux mixture of the standard formula in concentrated form from some seed store. It comes thus in cans holding from one to ten gallons. For ordinary use one gallon of this paste is dissolved in twenty gallons of water before it is ready for the spray-pump. If used on plums or peaches while in foliage, the solution should be 50 per cent weaker, otherwise leaves will be burned. By adding six ounces of Paris Green to every fifty gallons of diluted Bordeaux mixture, all insects which bite the leaves or fruit can be killed with the same application, but care must be taken in using Paris Green anywhere.

A first-class knapsack spray pump may be bought from almost any dealer for \$8 or \$10, which price should include six feet of hose with nozzle. It makes an ideal pump for home use. An extension rod for higher trees can be added for \$1.50.

Fruit trees should be sprayed three times every spring. First when the buds are swelling, then when leaves are sprouting out, the last application being made after the blossoms have fallen. Never spray while the trees are in bloom; it kills the bees and you will have no fruit. Trees affected by San José Scale (a mite of an insect which burrows itself into the smooth bark and twigs of trees) is easily recognized in winter by the rough, ashy surface of the bark. Get a few pounds of whale-oil soap, two pounds of which dissolve in one gallon of hot water and apply it, warm, with a brush, to the trunk and larger branches of any tree affected. Spray the tops with this same solution. The chemical action of the potash in the soap will dissolve the armor of the scale, and free the tree from this pest.


Home-grown fruits have come to be the delight of every home gardener, and the old-time idea that they require more care than they are worth never lingers long in the mind of those who test the matter.



The formation wanted for dwarf fruit trees is the vase-shape



Blackberries of quality are one of the most satisfactory breakfast-table fruits



Wall-grown fruits take up little room and are interesting to cultivate

# Growing the Finest Sweet Peas

THE WHOLE ART OF GROWING ONE OF THE MOST DESERVEDLY POPULAR GARDEN FAVORITES—VARIETIES THAT HAVE BEEN TRIED AND FOUND TRUE, IN THE VARIOUS COLORS

BY EDWIN JENKINS

Superintendent of "Bellefontaine" Gardens, Lenox, Mass.

Photograph by Nathan R. Graves

EVERYONE who has a garden, large or small, should not neglect planting Sweet Peas, for there is hardly another flower giving more pleasure to the grower for the small expenditure necessary for its successful cultivation. Almost every day through a season of three or four months this beautiful annual will lend notes of varied color to the landscape, and supply the house with cut-flowers of exquisite fragrance.

Passing from its decorative merits to the cultural methods, which, as here set forth, are the result of the writer's own experience in specializing on the subject, in which there have been no particular soils or advantages other than those met with in common almost everywhere, it is interesting to note that by following the methods described, sprays producing seven flowers each were produced in quantities of bloom on strong vines from nine to ten feet in height.

## PREPARING THE SOIL

In preparing the soil to receive seeds for Sweet Peas one does not have to go back as far as Oliver Wendell Holmes' estimate of the beginning time of a man's education—a hundred years; however, it is necessary to begin in the autumn before if we would hope for the most perfect plants.

Having selected the planting plot (which can stand a little shade, as the plants will be the better for it in hot weather, and such varieties as the "Henry Eckford" will also be set off to the best advantage thereby), lay out your rows from four to six feet apart, depending on the extent of the area at your disposal. Then place stakes at each end of the rows and open up trenches two feet wide and thirty inches deep. As the bottom soil for eighteen inches is scarcely fit for anything in most sections of the country, it should be turned out to form paths between the trenches, first removing the good soil from this section to a depth of nine inches, which, with the good soil first taken out in trenching, will probably fill the trenches again. But in replacing the dug-out, soil mix with it some well rotted stable manure, and about 100 pounds of plain superphosphate to every hundred feet. Likewise add a half bushel of fine lime to counteract the acidity of the soil, and to keep away worm pests of all sorts. The soil, and the manurial additions to it, should be made as fine as possible for out-door seed-sowing.

## BUYING THE SEED

As the cost of the seed forms but a small portion of the total cost of growing the plants, it is foolish economy to invest in cheap

seeds that one does not obtain from a reputable seedsman, whose business depends on his integrity in keeping up to standards, and whose word and recommendation therefore it is pretty safe to trust. As an ounce of Sweet Pea seed will contain over four hundred potential plants, it will be seen that this quantity will be sufficient for a good display of any variety in any good-sized garden, as in the planting these seeds will be about nine inches apart.

## SOWING THE SEED

One can hardly be too early in the matter of out-door sowing. So long as the ground is dry enough to walk on without clinging to shoes and garden tools, the soil will be safe enough to begin planting in. Take a garden line and run it along the trenches of prepared soil to make possible opening up the drills, to a width of nine inches and a depth of four, in a straight line. In this drill sow the seed thinly. After covering with earth press the soil down firmly on the planted seed, after which place a mulch of litter over each row. This will prevent the ground below from drying unduly, and cracking, besides furnishing protection to the young plants as they push their way up.

## CHOOSING VARIETIES

It is not always an easy matter to pick varieties as there are so many to choose from, each differing (perhaps in only a slight degree) and many seeming, to the amateur, to be nearly identical one with another. But there is some consolation in knowing that no one will have room for all varieties and that even the most intense enthusiast would not wish to attempt to grow them all, were it possible.

*White:* Dorothy Eckford, Nora Unwin, White Spencer.

*Pink:* Countess Spencer, Gladys Unwin, Bolton's Pink.

*Primrose:* James Greive, Primrose Spencer, Mrs. Collier.

*Rose:* John Ingman, George Herbert, E. J. Castle.

*Scarlet:* Queen Alexandra, Marie Corelli, King Edward.

*Maroon:* Black Knight, Othello, Duke of Westminster.

*Orange:* Miss Wilmott, Helen Lewis, St. George.

*Light Blue:* Flora Norton, Mrs. George Higginson, Jr., Romolo Piazani.

*Dark Blue:* Lord Nelson, Navy Blue, Captain of the Blues.

*Variegated Blue:* Helen Pierce, Prince Olaf, Phenomenal.

*Lavender:* Asta Ohn, Frank Dolby, Lady Grisel, Hamilton.

The above may be recommended as furnishing varieties that will produce delightful results in any garden.

The vines, which always require support, are the better for early attention in this matter. It is doubtful if anything surpasses the old-fashioned method of brush support, but brush

(Continued on page xvi)



One of the Spencer types. Choose your varieties carefully and keep the colors separated for the most satisfactory results



A good hedge is more beautiful than any wall man can devise—one of Nature's own bits of living architecture

## The Essentials of a Good Hedge

CHARACTERISTICS OF ALL THE PLANTS COMMONLY USED FOR HEDGES—HOW TO START THE PLANTS, HOW TO CLIP AND HOW TO MAINTAIN A STURDY, COMPACT GROWTH

BY J. J. LEVISON, M. F.

*Arboriculturist, Brooklyn Park Department*

Photographs by Henry Troth and Nathan R. Graves

THERE is no better way of marking the boundaries of a lawn, or of a garden, or of securing some privacy to the premises surrounding a house, than by means of a hedge, so thoroughly in keeping with landscape effects, only giving place, occasionally, to the stone wall, and even then almost always requisite to setting off the wall's advantages.

The careful selection of a hedge, with consideration from all points, and its maintenance concern us here. The ideal hedge has much to live up to, but no matter how careful the selection of the species may be, if the hedge chosen is not tenderly cared for it will really turn out to be no hedge at all, but only a row of thin-foliaged sticks. There are the conditions of soil and of climate, of exposure, of preservation against insect and fungous diseases to think about, longevity to encourage and compact growth to coax forth. Many of the hedge plants we see fall short of having been encouraged by thought of these matters, and others seem bent on evading man's diligence. The Hawthorn, for instance, is constantly menaced by scale, the Lilac by mildew, the Boxwood with red-spider, and Spruces continually lose compactness at the base of their trunks. To avoid all the natural pitfalls, and the stubbornnesses of some of the plants that otherwise might make

good hedge-growths, one must choose carefully and with anticipation of the conditions of a plant's future growth.

Early spring is the proper time to plant your hedge. The soil should then be enriched with additional black loam and the plants set in very carefully at a distance of twelve to eighteen inches apart for low hedges, and at ten to twelve feet apart for tree hedges. Do not plant too close, if you wish your hedge to look compact with plenty of lateral shoots. The roots should be cautiously protected from exposure to wind and sun and carefully spread out when set into the ground. The earth should then be firmly trodden in to keep the plants in place.

If the plants happen to be of a species like Privet, which will stand heavy clipping, cut off the shoots to a distance of three inches from the ground immediately after planting. This will establish an equilibrium between the supply and demand of sap in the plant, and thus enable its diminutive root the better to adapt itself to the new soil. This form of cutting will also insure the more compact growth of all sides of the hedge.

The following year the plants should be cut again, a little less heavily, and by the third year the permanent shaping of the hedge may be commenced. With plants that grow loosely, like



the Barberry, it is only necessary to make the plants uniform by clipping all such straggling shoots as have grown faster than others.

The after care of the hedge consists in keeping out all weeds, and in trimming the plants to induce bushy growth near the base. This is very important, particularly with young hedges. The hedge should also receive frequent cleaning so no insects can gather there and remain to despoil the growth.

General trimming of established medium-sized hedges is necessary at frequent intervals in order to insure the formation of lateral shoots for a dense appearance. The work can best be done in early spring while the sap is still down. The formal hedge of Privet and similar species should always be cut in some form of a triangle in order to obtain the greatest exposure of surface to sun and light and thereby securing a more vigorous growth of all parts of the hedge. The loose hedge of such a species as the Barberry needs just to be kept down to uniform shape by the removal of the stragglers. Where high stumps are seen protruding from old hedges, they should be removed and the more vigorous younger shoots allowed to take their place. All these large wounds and cuts should be covered with coal tar to prevent disease taking hold of the plants and insects from finding an easy entrance to the interior of the plant. Coal tar is preferable to paint for this purpose because the tar has an antiseptic as well as a protective influence on the wound, while the paint only remains on the surface, drying up in course of time and eventually peeling off.

An annual mulch of leaf-mold or well rotted stable manure, put on before the ground freezes, is also desirable for the maintenance of good hedges, and in case of Rhododendrons and the smaller evergreen plants, protection from wind and extreme cold during the winter months will be found helpful to the growth and even necessary at times.

Most of the deciduous plants will stand exposure better than the evergreens.

The accompanying lists have been compiled, after much thought, with the intention of suggesting the best hedge-plants for various purposes.

DWARF HEDGE-PLANTS—DECIDUOUS

JAPANESE BARBERRY (*Berberis Thunbergii*). Dense, low shrub; brilliant red berries; hardy.

CRANBERRY BUSH (*Viburnum opulis var. nanum*). Compact; scarlet color all winter; hardy.



A Spruce hedge, properly planted and trained. Trim your hedges in this triangular form to secure light and air to the lower branches

JAPAN ROSE (*Rosa multiflora*). Compact; thrives in poor soils.

EVERGREEN

DWARF BOX (*Buxus sempervirens var. nana*). Well suited to edging.

DWARF JUNIPER (*Juniperus Sabina var. fastigata*). Well suited to edging.

DWARF JUNIPER (*J. Virginiana var. tripartita*). Well suited to edging.

DWARF CEDAR (*Retinospora filifera aurea*). Beautiful golden color.

(Continued on page xvi)



The hedge as a boundary marker adds a desirable air of privacy to any premises



The California Privet, quick growing and hardy, is an admirable hedge for every purpose



We are all too apt to consider a fountain as a garden luxury beyond our means. Given an adequate water supply, a simple concrete basin of this type may be built very inexpensively. Chas. W. Leavitt, Jr., landscape architect



Mr. J. B. Mott's home at Bellport, Long Island, has the English type beyond which a grass path leads to door swimming-pools in America



An interesting variation of the usual garden is shown above, where instead of being in path-divided beds, the flowers are massed around an open grass plot, edged with stepping-stones



It is an idea full of real hospitality that provides a home flower garden flanking the central path which is the main entrance to the house



If your house is of the Colonial type, nothing will so well serve to bring the garden into harmony with it as a white-painted picket fence and arched gate



Water lends an invaluable charm to any garden, particularly when it is made to serve as an opportunity for informal bridges and rock-edged ponds



Whether your garden is large or small, it will through the introduction of a long central axis in an architectural feature


ND GARDEN



ng Island, has adjoining it a formal garden of  
grass path leads to one of the few private out-



small, it will gain enormously in effectiveness  
g central axis that provides a vista terminating



The garden at "Blair Eyrie," Bar Harbor, Me., designed by Andrews, Jacques & Rantoul, architects, contains at one corner a tea house, from which, over the foreground of flowers, one may enjoy a distant view of the mountains



One sees pergolas of all materials and all types in present-day American gardens, but seldom a more effective crossing feature than this one of octagonal plan



Of all pergola types that modern ingenuity has developed, the combination of white plaster columns with dark creosoted beams is probably the most effective



"Willowdale," the summer home of Mr. Harry B. Russell, architect, on the shore of Cape Cod, contains a typical old-fashioned garden, where the flowers are massed informally along the grass paths



If you are fortunate enough to have an old well in your garden you will do well to make a feature of its top and covering as Mr. Chauncey Olcott did with his


IONS WORTHY OF EMULATION



The fleecy clouds of flowers of the *Clematis paniculata*, its rapid growth and hardiness make it one of the best vines we have for all purposes



There is not a lovelier vine in the world than the Wistaria with its wealth of perfect blossoms which reward one for its slow growth



Large-flowered varieties of the Clematis give notes of color to the sides of house and porch, and produce attractive foliage as well as blossoms

## The Best Vines for Every Place

CLIMBERS THAT ARE HARDY AND MAKE A WINTER SHOWING, AND THOSE WHICH DIE DOWN EACH YEAR—A LIST OF THE TWENTY-FIVE THAT FILL EVERY NEED

BY EDWARD C. CARROLL

Photographs by Nathan R. Graves and others

WHEN you come to plant your garden, make your lawn, set out your trees and shrubs, and have finished building your garden walls, fences and trellises, there will be the vines to take into consideration.

Perhaps no branch of garden adornment is more carelessly attended to by the amateur than that of selecting the proper vines for the premises. It is always so easy to fall back on Virginia Creeper, or to feel that with a little spatter of Wistaria the whole field has been covered. Nevertheless, looking into vine-lore at planting-time is well worth while.

There are, generally speaking, two sorts of vines; those which are hardy and shrub-topped, and those which die down in winter to spring up again the next season, or which are annuals that have

to be started from seed each year, though some of these may be self-sowing.

The following list of twenty-five vines is sufficiently inclusive, in both divisions, for almost all vine planting purposes.

### SHRUB-TOPPED VINES

- |                      |                                     |
|----------------------|-------------------------------------|
| 1 Akebia             | ( <i>Akebia quinata</i> )           |
| 2 False Bittersweet  | ( <i>Celastrus scandens</i> )       |
| 3 Virginia Creeper   | ( <i>Ampelopsis quinquefolia</i> )  |
| 4 Boston Ivy         | ( <i>Ampelopsis tricuspidata</i> )  |
| 5 Clematis           | ( <i>Clematis paniculata</i> )      |
| 6 Virgin's Bower     | ( <i>Clematis Virginiana</i> )      |
| 7 Climbing Euonymus  | ( <i>Euonymus radicans</i> )        |
| 8 Wild Grape         | ( <i>Vitis vulpina</i> )            |
| 9 English Ivy        | ( <i>Hedera Helix</i> )             |
| 10 Silver Vine       | ( <i>Actinidia arguta</i> )         |
| 11 Honeysuckle       | ( <i>Lonicera sempervirens</i> )    |
| 12 Honeysuckle       | ( <i>Lonicera flava</i> )           |
| 13 Honeysuckle       | ( <i>Lonicera Japonica</i> )        |
| 14 Kudzu Vine        | ( <i>Pueraria Thunbergiana</i> )    |
| 15 Dutchman's Pipe   | ( <i>Aristolochia macrophylla</i> ) |
| 16 Wistaria          | ( <i>Wistaria sinensis</i> )        |
| 17 American Wistaria | ( <i>Wistaria speciosa</i> )        |
| 18 Trumpet Creeper   | ( <i>Tecoma radicans</i> )          |

### VINES WHOSE TOPS DIE DOWN IN WINTER (NORTH)

- |                   |                                  |
|-------------------|----------------------------------|
| 19 Moonseed       | ( <i>Menispermum Canadense</i> ) |
| 20 Hop            | ( <i>Humulus Lupulus</i> )       |
| 21 Japanese Hop   | ( <i>Humulus Japonicus</i> )     |
| 22 Scarlet Runner | ( <i>Phaseolus multiflorus</i> ) |
| 23 Morning Glory  | ( <i>Ipomæa purpurea</i> )       |
| 24 Moonflower     | ( <i>Ipomæa Bona-nox</i> )       |
| 25 Thunbergia     | ( <i>Thunbergia alata</i> )      |

Vines should never be planted where they are not really necessary nor where they will not add beauty to the premises, nor yet again without due regard to the grouping of varieties. One does



The careful planting of vines adds greatly to the beauty of any place


not always wish to turn the side of a house into a flower garden by a vast expanse of large-flowering Clematis, for instance; restraint is the better course. Let your flowering vines appear here and there in smaller patches, or around your porches, giving more area to vines such as the Boston Ivy, with its expanse of green, and the Kudzu Vine with its ability to cover an extensive space in a wonderfully short time.

Again, too many varieties and species should not be planted together unless it is desired to obtain a jungle effect, which is hardly what one strives for in this day of decorative discretion. The Japanese are masters in the art of attaining satisfying effects—next to them come the English gardeners. As nature has the whole world for her premises, we must not be led into the mistake of attempting to translate her swamp, forest, and hillside effects to our lawns and gardens without some consideration for adaptation.

Those vines which require winter protection must not be planted before you ask yourself—that is if you live in the far northern parts of the country—if you wish to have your porch and house-fronts littered (as surely they will have to be when tender vines are met by chilling winds and winter's snows) by straw and matting protections. For instance, the winter sun is too bright for the English Ivy in its dormant season, wherefore one often sees whole house-sides that in summer were green with the Ivy's beauty, yielding, in winter time, to the necessity of an ugly covering of flat mats. Nevertheless we do not plant half enough of this vine, and there are always many nooks and corners of walls and spots that are fairly well sheltered where it will thrive admirably. Apropos of vines and the seasons, the Silk Vine (*Periploca Græca*) retains its foliage very late into the fall, and is an excellent vine for arbor, stump, trellis or tree-trunk.

It must not be forgotten that vines need cultivation in common with other plants. It will not do merely to let them struggle along the best they can. The soil around them must be worked carefully, fertilized, and protected by mulches to retain moisture in summer and to protect the vines from frost in winter. Then, too, it will be found that some of them are of very slow growth, like the Wistarias, while others, like the Kudzu Vine, reach out with amazing rapidity. Every year the seedsmen and nurserymen are paying more attention to this important subject, so the garden and lawn planter has always a variety to select from.

If vines are to thrive well against the house-side they should not be planted too near the foundation. It is far better to run them out at least ten inches from the walls in order that the roots



The Kudzu vine often attains the height of fifty feet in a single season and is the most attractive of the rapid growers

may have a chance to grow out in all directions from the stalk. Before new growth begins with each succeeding season, some of the old wood of shrub-topped vines should be cut away, that new shoots may have a fair chance when their time comes.

Summer pruning, or pinching, as it is more often called, is the most advisable. The ends of the canes (vine branches) should be kept tied to their place, and when dense growth is desired heavier pinching back may be resorted to.




The Boston Ivy (*Ampelopsis tricuspidata*, or *A. Veitchi*, as it is more often called) thrives in almost any soil



Hall's Honeysuckle (*Lonicera Halliana*) climbs to a height of fifteen feet. Its blossoms are very fragrant



The Dutchman's Pipe (*Aristolochia macrophylla*) affords dense shade by reason of its uniformly large-sized leaves



# THE LAWN PROBLEM SOLVED

by  
**Luke J. Doogue**

ESSENTIAL REQUIREMENTS OF A VELVETY PIECE OF TURF—THE GRASS SEED TO BUY AND THOSE TO AVOID—SPRING TREATMENT THAT WILL BRING A SUCCESSFUL LAWN THIS SEASON—HOW TO CUT GRASS AND HOW TO SAVE RAKING IT

Photographs by Nathan R. Graves and others

**W**HEN the average man buys a package of grass seed at a grocer's and shakes the aforesaid seed on the ground he often imagines that the result will be a velvety lawn that will make his neighbors die of envy. But he has reckoned without counting that warm weather will probably find his seed producing weeds and a few lonesome looking blades of grass. It is scarcely an exaggeration to say that eight out of ten people hope for grass on their lawns from just such thoughtless beginnings.

If you want grass to grow you must make up your mind to work for it, week after week, and month after month, until a perfect lawn is achieved. No absent treatment will effect anything short of a meadow, but consistent attention will produce a turf to be proud of.

If you have a patch of ground that you have been accustomed to call a lawn (though you feel shame-faced every time you call it such, by reason of its neglected and bare appearance), and if in the spring it seems to start off well, only to burn out later in spots, while the weeds get so numerous that you give up in disgust and wait for another year, hoping for better things, you may be sure that the trouble lies with your not having taken the time to spend on the matter. As a result of this neglect year after year you have had a symphony of weeds and bare spots.

Now the nearest thing by way of comparison to a lawn is a bed of plants that you set out in your garden every spring. When you think it is planting time you go to this bed with spade or fork and turn the earth up deep from the bottom, putting in plenty of well rotted manure, thus ministering to the soil according to its needs. Then you set out the plants, and if weeds grow up you dig them out, after which you water the spot intelligently. For this labor your reward comes to you in the shape of an abundance of bloom and foliage.

Just as truly is a lawn a bed of plants needing an equal amount of treatment. Grass is nothing but a collection of thousands of little plants crowded together, which must have nourishment, and from which the weeds must be taken. Likewise the soil must be given water as it is needed, and the earth must be made mellow for the roots, to a good depth. It makes no difference how much you pay for your grass seed, how good or bad it is, or what kind of fertilizers you use, if the bed is not properly prepared in the first place. Without this fundamental preparation grass plants will not grow, or if they do, will not thrive.

Without this fundamental preparation grass plants will not grow, or if they do, will not thrive.

#### RENOVATING AN OLD LAWN

If you have one of these misfit lawns, examine the soil, and if you



It is better not to rake the cuttings from a lawn, for even a wooden rake tears the little grass plants from their roots. Put a grass catcher, costing about \$1.75, on your mower.

find the loam shallow and the subsoil as hard as a rock, go at it and turn it over to a good depth, putting into it plenty of manure. Manure may bring weeds, but it is scarcely surpassed by any other fertilizers.

When you see a velvety lawn it is safe to say that a lazy man never had anything to do with it. Making a lawn is not the lazy man's forte. If your grass patch is all right with the exception of certain bare spots, treat these as you would the whole area were you to do over the whole lawn. If you don't wish to dig up these spots again to any depth, as you should, at least rake into it some fresh grass seed.

After every winter the lawn needs to be rolled well. This is done to pack the roots of the grass well into the earth so they will be able to draw up the moisture they require from the depths of the soil. If rolling is not done the grass is sure to burn out. The alternate thawing and freezing during the winter heaves the sod, breaks the roots and pushes them out of the loam. Rolling overcomes this trouble.


#### THE BEST SEED

It is all very well to say "get the best seed possible," but it is not so easy to predict just what that seed will produce. It is not the prettiest package that holds the best seed, neither can the price you pay keep down the number of weeds that generously pop up. Grass seed is a prize package at best, for in some of the combinations that are put out under the most alluring names you are apt to get a choice collection of floor sweepings and weeds, with scarcely a sprinkle of grass in the mixture. Therefore procure from a reliable dealer clear Red Top and mix with it a very little Kentucky Blue and White Clover (very little Clover). Sow this in the proportion of about three bushels to the acre. There is nothing better than this, but you will probably have to go to a horticultural supply store to get it. Grocery stores are always short of this class of goods.

In sowing seed try to spread it evenly. Throwing it around carelessly, trusting to chance to arrange it, will result in a patchy appearance. Don't try to sow grass seed on a windy day, for if you do you will find little of it where you wish it.

#### CUTTING AND RAKING

When cutting your grass you will find it a great saving to have some sort of a grass catcher on your lawnmower. One can be made easily, but very handy ones are sold at a small price. They prevent the wear and tear to a lawn that results from the



Grass on terraces and under trees is the most difficult to keep luxuriant. There are special seed mixtures for such locations.

hard raking necessary when not used. If you prefer the rake it is best to use a wooden one, as iron teeth do great damage to a heavy sod.

In watering, either use a fine spray or lay the hose on the grass, with a board under the nozzle, and let the water flow forth slowly, giving it time to soak into the soil. A heavy stream washes out the loam, and does great injury to the lawn.


For a spring dressing to an old lawn use hardwood ashes and bone meal. Use the ashes early, and spread them on until the grass looks white.

If the ashes are strong in potash they may burn the grass, but the chances are that you will experience no damage from this cause. Few ashes found in the market run high in potash. Spread the bone meal some weeks later, liberally. These two will work wonders for your lawn and your grass will grow thicker and be better color from their use.

As a final word one cannot do better than to repeat: The only way to have the sort of a lawn you will be proud of is to make sure of a good depth of soil—and it is astonishing how soon after ploughing up a lawn you can have thick grass again. But, above all, chase the weeds night and day.



Roll your lawn in the spring and get after the weeds. When cutting them out, drop a little grass seed from a can sifter into the hole.



Stable manure is the best thing for a lawn but unsightly. Pulverized sheep manure, as used in the foreground, is practically invisible.



When the garden-maker knows what shrubs and flowers to plant in shaded places no longer will there be dark, bare and unattractive spots to mar the landscape of the home.

## Flowers and Shrubs for Shaded Places

WHAT TO GROW ALONG THE NORTH WALL IN THE TREE-SHADED CORNER OR IN THOSE SUNLESS PLACES THAT EXIST ABOUT EVERY HOME

BY IDA D. BENNETT

Photographs by Thomas W. Sears and others

THE garden-maker or lover of plants and flowers has often to meet the problem of planting for shaded places, especially if the area before him is a limited one, and an abundance of sunshine cannot reach all its nooks and corners. The list of plants which require or prefer complete shade is not large, but there are many which do well in partial shade.

### SHRUBS

Generally speaking, few shrubs or dwarf trees thrive as well in shaded positions as in open ones, yet almost any hardy plant suited to the locality in which it is grown will do well on the north side of a building or fence, or under trees where the air and sunshine from east or west is not entirely intercepted, or where the branches of the trees do not overhang it.

A high fence or wall often proves a decided advantage as it protects the wood of the shrub from the winter sun which often proves more injurious than the cold, in which connection it may be noted that the pressing of large shrubs or small trees about the base of evergreens or soft maples which have been trimmed high is of protective advantage to these trees.

One of the most valuable acquisitions to the list of hardy flowering shrubs appears in the new "Snowball" Hydrangea (*H. arborescens sterelis*), a variety differing markedly from the well known *H. paniculata grandiflora* in its greater freedom of

bloom, whiteness of the flower, quality of foliage and the fact that it is in bloom practically all summer. It requires more shade than the older form. Any good soil containing an appreciable amount of humus will grow it successfully if well enriched with barnyard manure, and kept in a moist, though not wet condition during the growing and blooming period. Less exacting as to soil and moisture, and succeeding well under the shade of trees, is the Snow Berry (*Symphoricarpos racemosus*) and the Indian Currant (*S. vulgaris*).

Some of the Snowballs (*Viburnum*) can be depended upon to give good results in shady places, and the Mahonia (especially *Berberis ilicifolia*) is an evergreen-leaved shrub most at home in shaded positions and a light dry soil. The leaves of this shrub are especially beautiful for table decoration.

The Golden Chain (*Cytisus*) is a charming small tree clothed in June with long racemes of golden blossoms, which finds its most congenial habitat in a cool and shady spot. It is an especially good tree for town gardens. Dogwood delights in the presence of tall trees, whose branches grow high above its head, as every one who has seen it in springtime well knows.

The Wintersweet (*Calycanthus fragrans*) does well in shaded places and bears its fragrant curious brownish yellow, purple-streaked flowers in June and at intervals thereafter. The varieties of St. John's Wort (*Hypericum*) do well in the shade, and some



of the more recumbent varieties, like *H. Moserianum*, are fine for planting in front of shrubs of more robust growth, as well as for carpeting barren spots. The *Hypericum* blooms continuously throughout the summer, and is one of the most desirable hardy plants we have. *H. aureum* has a stiffer, more compact growth and golden-yellow flowers in cymes in July; preferring a rocky, moist soil and a shady place, while *H. bircinum* does best in dry soil and bears its yellow flowers in clusters of two or three in August.

The golden-leaved Syringa (*Philadelphus*) is a beautiful thing when contrasted with a background of dark green and does well in partial shade. Like most hardy shrubs the Syringa is not particular as to soil, almost any good garden soil growing it successfully.

Rhododendrons are excellent shrubs for shaded places. They require a deep, well drained soil which should contain a generous proportion of leaf mold and be quite free from lime. Where this latter is present in the soil the Rhododendrons should not be planted, or, if they are desired, the earth should be removed from the beds to a depth of two feet and suitable soil supplied. The Azalea, while requiring, practically, the same soil and conditions as the Rhododendron, is not so sensitive to the presence of lime in the soil.

#### FLOWERS

Where there is only shade in which to create a garden, one will, naturally, wish to lighten it up as much as possible and by a glow of color compensate for a lack of sunshine. For this purpose there is nothing better than white and yellow and the list of shade-loving plants affords some fine examples of each color.

The Golden Glow, which would seem to require the fullest amount of sunshine, will grow and bloom with little loss of vigor in a partially shaded position; and that glowing scarlet flower, the Salvia, does remarkably well on the north side of a wall or building.

For positions where a tall-growing plant seems called for, *Stenanthium robustum* may be recommended. This hardy perennial is a recent introduction which sends up tall flower stems, four or five feet in height, crowned with panicles of fleecy-white flowers which are wonderfully effective. It requires a rather moist situation or should be given abundance of water during its season of growth and bloom.

Somewhat resembling it in the foamy-whiteness of its flowers, the Giant Knotweed (*Polygonum*) affords abundance of bloom during August and September. The plant is very tall-growing, sending up blooming stalks six and seven feet in height clothed with large leaves from which spring large, drooping clusters of foamy-white flowers. A rose-colored form of *Polygonum* is found in *P. bistortum superbum*, and a dwarf-growing form, suitable for the edging of borders, in *P. compactum*. This later variety is easily raised from seed and so may be had in quantity to use as an edging for beds of tall-growing plants or to break up the formality of what might otherwise be too stiff a planting of erect growths.

A beautiful, tall-growing flower with blue Forget-me-not-like blossoms is found in the Dropmore variety of the Italian Borage (*Anchusa Italica*).

Unlike the Forget-me-not, however, the blooms of this lovely plant are an inch or an inch and a quarter in diameter, borne in large spikes on stems five and six feet high. This is an especially effective plant to row in connection with the *Stenanthium*.

The Monk's Hood (*Aconitum*) rejoices in partial shade and its flowers are much finer and deeper in hue if afforded a congenial location. There are some very good new forms of this old-time favorite, but the nearer the flowers approach to the clear, ultramarine blue, the more satisfactory they will prove. Its gem-like clearness of ultramarine is really a wonderful color, and one seldom met with in flowers. Some varieties of *Delphinium* possess it and a certain form of *Browallia*. The dwarf *Lobelia speciosa* has it, but most blue flowers show azure or sky-blue tints and many verge too closely on lavender to be fairly considered blue. The newest *Aconitum* is *A. Wilsoni*, an introduction from northern China; this is entirely distinct from all other species and has the extremely dignified height of six feet, with very large flowers of a light violet-blue. It comes into bloom early in September. In striking contrast to this vigorous sort is the dwarf variety, *A. Fischeri*, which grows but eighteen inches high, and shows very large pale blue flowers. *A. Napellus bicolor* is a blue and white form very dainty and pretty. The earliest-flowering forms come into bloom in June and continue well into July, while the late-flowering forms remain in bloom well into October, thus giving a continuance of bloom scarcely exceeded by any class of flowers. It may not be matter of general knowledge that the *Aconitum* will give a succession of flowers after the first florescence has passed, if the plants are not allowed to form seeds. This species is benefited by frequent lifting and division. The old root dies out and new plants form about the old crown, which should be taken up and reset. Another point to be taken into consideration in growing the *Aconitum* is its proneness to bend, when fully grown, under the stress of heavy rain especially if accompanied by wind. It is necessary, for this reason, to afford the plants some support. The wire Peony supports are excellent for the purpose, or one may manufacture a home-made support of


three or four neat stakes with wires run through them a few inches apart; these if painted green will not be at all conspicuous and will keep the plants in shape. The *Aconitum* is very difficult to lift, once it is down, as the stalks are brittle and inclined to break at the crown.

The varieties of the Bell Flower, (*Campanula*) are satisfactory plants for semi-shady places and some of the tall-growing sorts are highly ornamental. They have the advantage of being very easily grown and some of the varieties may be depended upon to come up year after year, self-sown, *C. Pyramidalis* being especially reliable in this respect and making a growth of five or six feet. It bears spikes of saucer-shaped blue or white flowers excellent for cutting, the white being especially attractive. They are the handsomest in foliage of all the Bell Flowers, their leaves being very glossy and shaped much like that of the violet. In early spring before the plants begin to run up, the low cluster of foliage is handsome. The *Campanula* is a

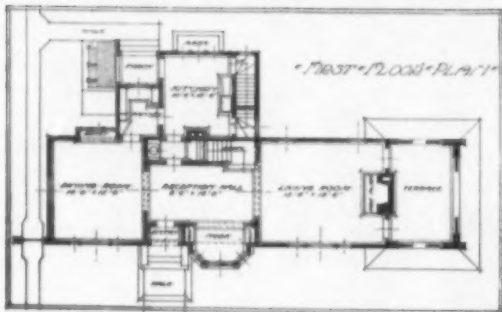
(Continued on page xxiii)



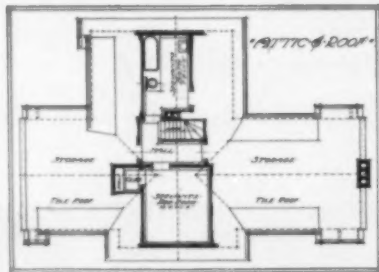
A mass of gorgeous blossomed Rhododendrons now grows where once there was a grassless plot under the thick-foliaged tree



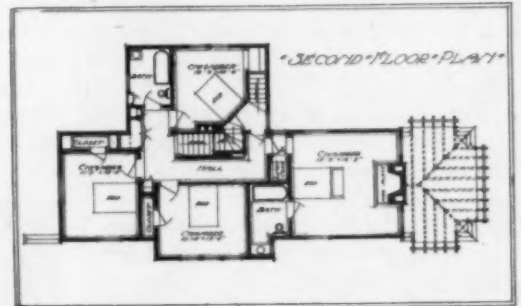
Rough-cast gray plaster walls, brick chimney and base, with lighter plaster in the half-timber gable over the entrance, and flat tile roof, form the rather unusual combination of materials used. In architectural style, the building has a strong suggestion of modern German work



A long, narrow house of this type of plan is sure to be light, cheery and well ventilated. Its single drawback is the increased cost over a more nearly square plan



There is one servant's room and a bath in the third floor, with abundant storage space



Four good bedrooms and two baths, with numerous closets, are included in the second story. The closet marked "linen" seems better adapted to clothes space for the largest bedroom

*C. Howard Crane, Architect*



With windows on the long sides and French windows opening upon the paved and latticed porch, the living-room suggests unusual cheer

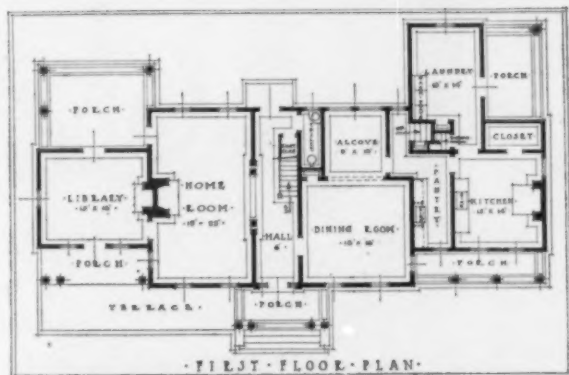


The large reception hall, with its built-in seats and refreshing color scheme of white and gray, has an air of spaciousness and hospitality

## A HOUSE AT GROSSE POINT, MICHIGAN



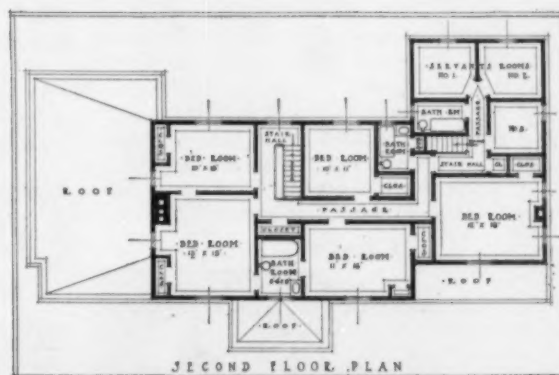
The front of the house was made lighter inside by removing the long front veranda, shown in the picture below, using the old columns and moldings of pure Greek contour in a simple entrance porch at the front door



The living-room and dining-room were each made by tearing out partitions between two rooms. At the right the whole service wing is new

A  
 REMODELED  
 FARM HOUSE  
 NEAR  
 NEW YORK

*Alfred Busselle,*  
 Architect



It will be noticed that in the four corners of the old structure where the low roof was maintained the lower height has been given to closets

THE old farmhouse, with its splendid setting of lawn, and grand old trees, with an orchard behind, was substantial but uninhabitable. There was no plumbing, low ceiling, few and stuffy bedrooms, yet the available structure was worth \$5,000 or \$6,000. Two useless parlors became an airy living-room, the dining-room was expanded in a like manner; on the south end the bedrooms and closets became a library, with a porch facing the orchard.

The second floor presented greater difficulties.




At the near corner an old bedroom and its closets were turned into a library, with a porch on either side

To remove the roof and raise all the walls meant too great cost; but by lifting the center part, front and rear, like tent-flaps, the second story yielded four comfortable bedrooms and two baths. A modern wing gave another main bedroom and the servants' quarters.

The value of a well established setting, often with mature shrubbery, usually with old trees, suggests possibilities in remodeling many an old house where nature has done her part whether man has kept up his end of it, architecturally, or not.

### The Fireplace Tools

**M**OST people keep their fireplace tools in a brass rack on the end of the hearth. They are then conveniently ready for use and ordinarily not in the



A distinctive set of fire tools and a convenient way to keep them

way. Mr. Ernest E. Calkins, however, in one of the many fireplaces in "Upwey," his country home, which was described in the February issue, has designed not only the brass fire tools but another ingenious way of keeping them near at hand. Two heavy brass rings are nailed directly into the brickwork, the diameter of the rings



A plant shelf that is an improvement upon all widths of window-sill

being such as to bring the nails on the joints, and brass hooks for the four tools are welded into these rings. R. F.

### Hotbed Protection

**I**T may be of interest to readers of HOUSE & GARDEN to know that I have discovered that the laying of newspapers over the earth in hotbeds for the first few days after planting seeds therein materially aids their germination by keeping them from drying out before they have time to sprout. H. L. D.

### Natural Bulb Planting

**W**E have a delightful country place, around an old Colonial farmhouse, and while there is nothing pretentious about it I doubt if there is a lovelier or more attractive place in the country. A few years ago I read, in a foreign newspaper, a paragraph that interested me very much. It suggested that planting bulbs here and there in the woods, on the edge of a copse and elsewhere about one's country home, would lead these bulb plants to naturalize in time. The writer suggested that one stand and toss from him a handful of bulbs, at a time in various directions, planting them where they fell, thus securing a natural arrangement, most delightful in effect when the bulbs came into blossom. I tried it and the suggestion worked like a charm. Now our place is more beautiful than ever in the springtime. Bulbs located in this way seem to have sprung up according to nature's own planting. L. B.

### The Plant Shelf Problem

**O**NE sees many arrangements of potted plants to make attractive the sunny windows of our living rooms. Usually, however, the window-sill itself is not wide enough to support a medium size pot, and even if we put in a wider shelf the usual effect is rather untidy.

The illustration shows one of the most attractive solutions of the problem we have seen. The shelf is portable, and the well designed railing around the top of the shelf is one of its most attractive features, hiding, as it does, the unattractive pots, pans or boxes.

The little trellis that runs up at the corner is another unusual feature of this ingenious bay window arrangement. H. H.

### The Insect-proof House

**A** HOUSE with windows carefully screened still had considerable difficulty from mosquitoes until it was discovered that they came down the chimneys and entered through the open fireplaces. Nets were made for the fireplaces and the difficulty ceased. C. K. F.

# Ingenious

## Hanging Pictures with Vertical Wires

**I** READ with much interest the article by Mr. Schell in the February HOUSE & GARDEN on "The Art of Picture Hanging." He mentions therein the advisability of hanging large pictures by means of two vertical wires instead of by a single wire running from the two screw-eyes up over one supporting picture-hook. There is no doubt that the appearance of large pictures, or in fact



The simple way to hang a picture from two hooks with one piece of wire

any pictures, hung with two vertical wires is far more pleasing. Some time ago I had occasion to hang a number of pictures in this way and naturally found it a tiresome matter to arrange the two wires so that they were precisely the same length. After I had covered all my walls with pictures hung in this way it occurred to me that the simple and natural way to secure the same effect would have been to run one wire from a picture-hook down and through its corresponding screw-eye, across back of the picture through the other screw-eye and up to another picture-hook. In this way the level of the picture could be adjusted at will after the height had been established. J. S.

## Sash Support for Hotbed

**O**NE of the best supports for slightly raising the sash of the hotbed is the clothes-pin. The forked part holds it firmly and prevents jarring or any-

# Devices

thing else from loosening the support, causing the sash to slam down, often breaking panes of glass. K. G. C.

## A Convenient Medicine Closet

THERE are, no doubt, many of your readers that have made use in building their homes of the fairly well known scheme of building a medicine closet within the space occupied by an ordinary partition. For those who are not familiar with this scheme of utilizing waste room—hollow space between a pair of studs in the wall—and also be-



A medicine closet in a partition that is roomy enough to hold large bottles

cause our own medicine closet in the bathroom has one or two unusual advantages, a photograph of it may be of interest.

It will be seen that a greater depth has been secured by building out the trim that surrounds the door opening an inch and a half beyond the face of the plaster. An additional molding around this trim will cover the joint and you will have space enough for the wider bottles—an advantage that the ordinary partition medicine closet lacks.

The second advantage of this particular device is the mirror that is set in the door frame. M. H. M.

## Flowers Next to Hedges

I HAVE found that my English gardener sinks planks into the earth as an underground partition between hedges and shrubbery and any perennials that

may be planted in front of them. In this way the roots of the hedge-plants and shrubs will not encroach upon those of the perennials, and take from the soil around them all the nourishment they should have, as they would do if some such measure of protection were not taken. H. W. L.

## Growing Cornflowers

FOUR years ago when we were abroad we were so impressed with the beauty of the effect of the cornflowers growing in the German fields that early the following spring we made the experiment of growing a quantity of the seed in our pasture, along with timothy seed. Here and there we also sprinkled some poppy seed, and now both cornflowers and poppies seem to have become naturalized, and our fields are wonderfully beautiful, pleasant reminders of those we saw in Europe. Perhaps other readers of HOUSE & GARDEN would like to know of this. F. C.

## Lima Bean Trellis

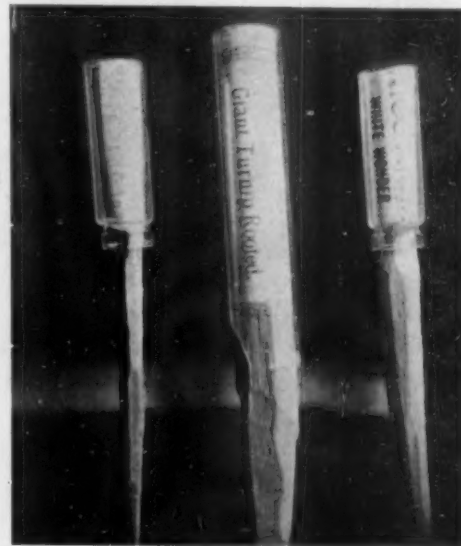
FOR many years I planted my lima beans so they would climb up poles set in rows four feet apart, and the poles three feet apart. As we have rather a small garden I devised the following method to increase the output. I left the poles and planted the same number of plants to climb up them, but in addition I ran a string from pole to pole, about the height the plants usually grew up to, and then ran other strings from it to the ground, for additional plants to run up. Clothes-pins are so cheap that I found it better to use them than to make stakes to fasten these trellis strings to, to drive into the ground. Then between each pole in the rows set the plants about five inches or so apart, so they will run up the strings. You will be surprised at what an additional crop you will secure by this simple method which does not take much trouble to install. The turned head of the clothes pins make a capital arrangement to fasten the string to.

## Permanent Labels

IN endeavoring to secure a permanent label which would be at the same time cheap and easily prepared, the following plan was hit upon. First secure a sufficient number of small bottles with corks. The small tubes that prepared photographic developers come in will do, or the one or two-drachm homeopathic vials may be secured at your druggist's. Wire and some small stakes with one end trimmed down to fit the necks of the bottles complete the equipment. Copper binding wire is best as it is very pliable and does not corrode when exposed to the weather.


For the seed bed, clip from the end of the seed package the strip bearing the

name of the variety planted, slip this into the bottle, cork tightly and wire to a stake at the end of the row. Or if desired the bottle may be slipped over the end of the stake as shown in the accompanying photograph.



Save small vials to protect your seed labels from the weather

For trees, shrubs, etc., the bottle enclosing a label written with indelible ink may be wired to a branch, twisting the wire tightly around the neck of the bottle and leaving a long loop for the branch. Labels attached in this way may be left in place for years with no danger of injury to the branch to which it is attached. R. E. T.



Increase your yield of lima beans by training them on strings between the poles

## Inside the House



Edited  
by  
Margaret  
Greenleaf

*The Editor will gladly answer queries pertaining to individual problems of interior decoration and furnishing. When an immediate reply is desired, please enclose a self-addressed envelope*

### A Comprehensive Color Scheme

I HAVE been much interested in this department, and wish now to ask a few suggestions for myself. We are building a house arranged in the following way: Parlor, northeastern exposure; living-room across central hallway, southeastern exposure; dining-room adjoining living-room, southwestern exposure; four bedrooms upstairs in the four corners of the house. The parlor to be finished in white; our furniture in this room is the Louis XIV shape, tapestry covering, with mahogany frames. The hall in oak, and the living-room and dining-room in oak with oak furniture.

We would like to have our walls all tinted at first, and beg to ask if you will suggest the colors which will be most desirable for the various rooms named. I may add that the fireplace in the living-room is in mottled brown brick. Would you be kind enough to furnish me with samples of the colors you may suggest?

I should also like to ask if any difficulty is experienced in making paper adhere to a wall which has been previously tinted. Also, would it be too much to ask further for suggestions of color and materials for door hangings, curtains, etc.? I send a stamped envelope for reply.

Before papering a wall that has been previously tinted it is necessary to have the surface thoroughly cleansed. If a water color tint has been used this is not a difficult task. Would you consider using paper in one or two of your rooms? This would be decidedly more in keeping with the character of your furnishings, for the parlor at least, as I note the furniture is of French design. Therefore, for this room we send a sample of an apricot-colored paper showing a formal design of medallions and baskets of flowers. With this, white enamel for your woodwork will look well. The ceiling should show the same tone of ivory as the woodwork. In selecting the drapery material the color would be largely influenced by the shades shown in your tapestry furniture

covering. Some one of the predominating colors should be repeated in the door curtains and in the over-draperies at the windows. The material for the latter might be of brocade or damask. These curtains should have a suggested valance and be finished with a gimp or moss fringe.

For the hall we are sending a dull blue tint and for the living-room a soft shade of tan, to be used as a tint. The same ceiling color as advised for the parlor could extend throughout. For the upper third of the wall in the dining-room we again advise a paper. The one I have selected shows a soft mingling of dull

blue, olive green, wood brown, and gray, in tapestry foliage design. The lower wall could be tinted the shade of dull blue shown in the sample attached. For curtains next the glass of the window we recommend net like the sample sent; this is 40 inches in width, \$1.15 a yard. It makes very attractive diaphanous curtains. For the over-draperies the thin blue crinkled silk is suggested. This silk is 30 inches wide, 90 cents a yard. The curtains should be finished with a narrow moss fringe in the same color and extend to the sill line. Door curtains of dull blue cotton velvet, 50 inches wide, \$2.55 a yard, would complete the scheme. The linen taffeta, the background of which matches the tan tint suggested for the walls, is advised for the over-draperies in the living-room. The design on this material you will note repeats the various colorings shown in the tapestry paper suggested for the dining-room adjoining.

Your floors throughout should be given a light brown stain and finished with three coats of the best floor varnish, the last coat to be lightly rubbed with pumice and oil. This will reduce the high polish and give an effect closely resembling wax, though it has not the drawbacks of the latter, as it does not spot with water, does not require frequent renewal and polishing, and can be wiped up with a damp cloth.

For the bedroom of northern exposure a soft yellow tint is sent. I would suggest with this a paper ribbon border in a slightly different tone of yellow from the side walls, interspersed with occasional clusters of lilies of the valley. This border should outline each corner and be set below the picture rail and above the baseboard and will give a very decorative and attractive effect. White muslin draperies used next the glass, with over-draperies of white dimity bordered with a cut-out appliqué of yellow ribbon design are advised.



Where the opening of the door between kitchen and dining-room discloses too much of the former, a screen is of great value

For the bedroom of southern exposure a light shade of pastel green is sent for the walls; with this you might use the same white muslin curtains at the windows and over-draperies of floral cretonne showing pink roses and green leaves on a white ground.

For the two remaining bedrooms delicate old rose is chosen for the walls of one, and pale gray with an underlying tone of pink is recommended for the other, with appropriate cretonne, linen taffeta, chintz, or art-ticking draperies over white muslin next the glass.

### Inexpensive Rugs

**T**HE complaint of a correspondent regarding the designs and colors of the inexpensive rugs found in the shops to-day and put out upon what she terms "a helpless and unoffending public" appears to us in a measure justified, and in publishing the following excerpt we feel



There is no form of floor covering better suited to the purely Colonial type of room and furniture than rag rugs

sure it will find an echo in the hearts of many women who have endeavored to find a good floor covering for little money.

"It seems to me in this day of appreciation of color and general harmony in house decoration that the manufacturers of the inexpensive rug have been unwise—not to say unkind—in the fearful combination of color, design and textile they offer us to put upon the floors of our simple homes. The term simple can certainly in no wise apply to the rugs themselves. Can anyone tell me the reason for introducing in the rag rug of our grandmothers an Indian Navajo design, or why in the same simple, unpretending, but artistic material we sometimes find ships at sea, or cottages set among wooly trees as decorative borders? While we may have escaped to some extent from the cabbage rose of lurid colors, and the faithful house dog on the rug of the Velvet and Brussels carpet put out thirty or forty years ago, it is a question to my mind whether we are really better off. I enclose a self-addressed envelope and ask if HOUSE AND GARDEN will recommend to me some manufacturers who do make floor coverings which are inexpensive and also inoffensive."

We are pleased to send the troubled lady such addresses as we feel will be of service to her. There are fortunately

some excellent rugs which are low in price, but we have realized that these must be looked for. The least expensive rugs of this kind are of Chinese matting and show excellent colors and attractive designs. The Kobe rug also shows a good weave and should be durable. These come in very pleasing neutral tones and unobtrusive borders. In the size 9 x 12 ft. the price is \$10. Somewhat more expensive are the Bungalow rugs, which are made of wool and reversible, showing plain effects in two or three tones of the same color. A particularly attractive range of colors and shades is offered in these. Again the Body Brussels rug is made in some small and pleasing all-over designs of good color.

Of the conditions which produce and put on the market the impossible effects in floor coverings to which the writer refers, the manufacturer will say that these products are put out to meet the public's demand, and the public, of which our correspondent is but one, expresses itself variously, some objecting strenuously—as in this case—but the greater part accepting the inevitable and trying to live down the obtrusive floor coverings as best they may; while others will contend that only in such effects can they secure the "cozy" appearance they demand for their homes. Nevertheless, we are on the right road to better things; slowly but most surely they are being demanded and supplied.

### Screens and their Uses

**W**ILL HOUSE & GARDEN be kind enough to give me some specific information in regard to screens? I have domestic problems which I feel can be successfully solved by the use of screens—if I can find something suitable.

First: The door leading into the kitchen opens directly from my dining-room into this department, allowing an unobstructed view from the table, which is not desirable. The rooms under consideration are in an apartment house. The dining-room has dark woodwork, oak, and above the wainscot the walls are yellow. The furniture is also of oak. Could I use a screen near the door? In the same apartment a bedroom opens directly at the end of the hall, and this hall depends for its lighting on the windows of this room, except when artificially lighted. Would a screen placed in the doorway be awkward or objectionable? The room has paper in two tones of gray, with draperies, etc., of gayly figured chintz.



A floor covering in one or two tones would have helped greatly in lessening the distracting character of this room

The screen for your dining-room would certainly successfully solve the difficulty of the door leading into the kitchen. The three-fold screen can easily be placed in such a way as entirely to cut off the view into the kitchen and yet leave a passageway. There are screens made of wood (light in weight) which are stained to dark oak colors. Some of these show a stencil or burnt-in decoration in color of conventional design for the upper panels. Such a screen for your room wrought out in rich green and yellow on the dark wood would be effective. The screen should stand almost if not quite as high as the wainscot. A screen of this kind may be purchased for \$10 or \$12. If something less expensive is desired there are three-fold screens in which the panels are covered with burlap in good shades, the frames of darkly stained oak. The upper section of the screen shows an effect of paneling. Such a screen costs from \$4.50 to \$6.

For your bedroom door we would not advise a screen as it would be found awkward for entrance and exit. Curtains would better serve your purpose. You fail to mention the color of the hall walls, but we would recommend that you select a fabric of sufficient weight to hang well,

(Continued on page xxv)



Reproductions of Oriental rug patterns that are good both in color and design are now made by American manufacturers

## Garden Suggestions and Queries



Edited  
By  
Gardner  
Teall

The Editor will be glad to answer in these columns subscriber's queries of general interest pertaining to individual problems connected with the garden and grounds. When a direct personal reply is desired, please enclose a self-addressed stamped envelope.

### April

**T**HIS is the traditional month of showers, when thirsty Earth drinks her lasting fill against the time of later droughts, much as the camel lays up his seven days' supply of water against the desert journey. If we plant carefully and generously now, June will bring many an oasis into our garden's present barrenness, and pledge fruitfulness to Autumn. Everyone who has even only a tiny patch of ground should prepare now to plant every square foot of it, that it may hereafter lend beauty to house and garden.

#### April's Reminder

Look to the matter of this month's spraying, and do not neglect any part of your garden.

You will need to divide roots of your perennials in the hardy border this month.



April showers will be starting the landscape into such loveliness as this

This is a good time to build a bird-house, for birds are friends to your garden oftener than enemies. But for them many of your plants would be killed by the insects the birds destroy.

This is the month for planting deciduous trees, shrubs and vines, fruit and nut trees (especially dwarf varieties) and small-fruit bushes.

Fertilize asparagus bed and rhubarb patch with nitrate of soda.

Prune grape-vines and fruit trees, but not small-fruit bushes.

Examine your shade trees and if you find any cavities of decay in their trunks clean these out and fill up with cement.

Set out Standard Box and Box-edging early. Where Box-edging has been set out the year before, it can be pruned somewhat before growth begins in April. All varieties of hedges may be set out this month.

You can plant all evergreens this month.

Remove winter mulching from your strawberry bed.

Tender roses may be pruned late in the month; also spray them with whale-oil soap.

Have your coldframes ready for transferring to them tender vegetables and flowers from the hotbed for hardening by the middle of the month.

If you sow seeds of perennial flower now in coldframes they will bloom their first year.

Plough or spade the garden as soon as the surplus moisture from departing frosts is out of the ground.



Love-in-a-mist is one of the fairest border flowers

Spray seedling hollyhocks with Bordeaux mixture.

Sow Sweet Peas as soon as the ground can be worked, and also Love-in-a-Mist (*Nigella Damascena*) for the garden border.

Start your Cannas in the hotbed.


Prepare labels for the seeds you will be planting.

Look over your garden tools and see that they are all in good condition, and sharpen those which need it.

#### Maidenhair as a House Plant

**T**HE graceful feathery fronds of the Maidenhair ferns always excite interest. The most beautiful one, *Adiantum Farleyense*, often seen in the florists' shops, cannot be grown in the window garden, but there is a good substitute for it in the so-called "hardy Farleyense" (*Adiantum Capillus-Veneris* var. *imbri-catum*). This will withstand the trying conditions of the house just as well as will the Boston fern. I know plants





The hardy Farleyense Maidenhair is a delicate house-fern worth cultivating

which have lived all winter in a New York City residence, a severe test for any plant, fern or not.

If the soil in which Maidenhair ferns are growing ever becomes dry, the fronds immediately wither and nothing can be done to recuperate them. Should such an accident happen, remove the injured fronds and keep the plant in as good a condition as possible until the following spring, when new growth will be made.

### Window Light

WE have just moved into a three-story house and as there are large bay windows on the southern and western sides of the house we are anxious to try our luck at window-gardening. Which of the windows should we choose? We wish to confine our house-plants to one room.

The southern window is an ideal position, although you should anticipate the glare of even winter's mid-day suns by planning for adjustable shades. Although an abundance of light is necessary to success with most house-plants, the mid-day sun may prove too strong for "resting" plants. Palms and ferns will require such protection when the sun is high in the heavens.

### The English Daisy

WILL you please recommend some bedding plant for April and May that will be profuse in flower and prove effective in two border beds in which, later, I can set out something else? We usually have an early, mild spring. When and how should seed be sown?

The English Daisy (*Bellis perennis*), a hardy perennial, should fill your requirements well. These profusely blooming little plants send forth thousands of pink and white rosettes, and with the Pansy they share the honors of being about the best bedding plants from the latter part of April through May. After that you can lift them and naturalize them else-

where. They thrive best in a rich, moist, partly shaded soil. Sow the seed early in the hotbed, or indoors, and transplant. The Longfellow is a particularly beautiful rose-colored variety, and the Snowball a white one. When sown in open ground May is the proper planting time. If left to themselves your English Daisies will need more or less thinning out from season to season, as they spread perseveringly when once they have found a growing spot that they take a fancy to.

### Ratio of Fertilizer Elements

WILL you kindly tell me something about the proportion of elements necessary in high grade fertilizers?

See Mr. Crocker's article on Garden Fertilizers in HOUSE & GARDEN for February, 1910, page xii. High grade fertilizers have of nitrogen from 10 to 40 per cent, of potash from 14 to 50 per cent, and about 20 per cent of phosphoric acid. A good fertilizer, lasting in effect about the following ratio: nitrogen 2; potash 5; phosphoric acid 4, modified as the condition of the soil requires it. It bears repeating to urge the gardener to study the individual problem before him. If he is not sure of his soil he cannot do better than to send a sample of it to one of the Agricultural Experiment Stations in his state. Expert advice will then be given him, and he will have no need of guessing himself out of his difficulty.

### The Child's Garden

DON'T forget to teach your children the delights of gardening by planning for them and showing them how to plant little gardens for themselves full of interesting things, not the plants you alone fancy but plants that will entertain and interest them. At first the plot should not be so large that the little fingers will tire in keeping it in order, for a wee gardener should have a wee garden that is not beyond his strength.



Nothing can be more effective for a wall border than a bed of Anemones

### Anemones for Wall Borders

A LONG, flat, gray stone wall divides part of our garden from a corner of the tennis court, and I would like your suggestions as to what I could plant as a border along it that would be hardy and come up again. Something effective that would blossom into the fall, for we stay late in the country.

You could not have a better plant than the hardy perennial Anemone (*A. Japonica*), especially the beautiful, semi-double Queen Charlotte variety which has the pink of a La France Rose. This, with the beautiful green of its stem and leaves, will produce an exquisite color harmony against the gray wall. It blossoms from August through September. Mixed with the *A. Japonica*, var. *alba*, the pure white of the latter lends desirable contrast. *A. sylvestris*, thoroughly hardy and of tall growth, flowers from spring to July. *A. coronaria*, var. *St. Brigid*, is the best variety for April bloom.



Everyone knows and loves the English Daisy



As an Edging Plant the English Daisy has an exquisite charm of its own

**N**OWHERE is the struggle for existence keener and fiercer than in the vegetable kingdom. Thousands of seedlings sprout for every one that reaches maturity, and everywhere along the way from root to branch and fruit, there is the same lavish extravagance in Nature to keep the balance up.

This is the chief reason for pruning, broadly speaking; the principle of it is always to relieve the plant by reducing this struggle. For of course when its best efforts are constantly strained to the utmost in just keeping alive, it cannot produce flowers or fruit in abundance nor of very high quality. And when there are too many branches, or many that are old and weak, it amounts practically to the same thing. None can be as strong and leafy as they should when all are insufficiently nourished; so it is virtually a struggle for life between them constantly. A little pruning every year is like the stitch in time—and the destruction of an ambitious shoot as soon as it starts is far easier on the tree and the gardener too, than the laborious task of sawing through a good sized limb after it has had time to mature.

In the first place there are two things about *form* to remember in pruning: one, applying to trees, especially, is that leading branches must never be allowed to spring from the same point on the trunk—or from *opposite* the same point, is perhaps clearer—while the other, applicable to every sort of plant—is that, generally speaking, the outer shoots or branches should be left and the inner ones cut away.

In the first instance the tree is weakened structurally and will split more readily under stress of wind or ice—or fruit—when its branches diverge at just the same level, forming a sharp crotch or Y; in the second, a plant becomes choked and top heavy if inner growth is constantly encouraged, and the branches suffer injury from rubbing against each other. So much for form.

Next in importance, to be always remembered and considered when there is any clipping to be done, is the fact that every tree or shrub or vine has its own little personal peculiarity about flowers and the manner of producing them—and produces them usually *only* on wood of a certain age—sometimes one year, sometimes two, and sometimes more yet. So it is always necessary to know the peculiarity of any plant in question in this respect before venturing to lop off a branch, else an entire season's product may be literally nipped in the bud.



### The Why and How of Pruning

*The purpose of this page is to set forth in the most direct, non-technical form the fundamental principles of amateur gardening. Unlike the great mass of garden literature, it presupposes no knowledge of the subject, aiming to satisfy those who now for the first time want to know how to make things grow. The Editor will welcome any questions from beginners and will print in these columns the experience of contributors when they seem to have a wide appeal.*

Of fruit trees the apple and pear bear on "spurs" of old wood that may be anywhere along the branches, but peaches are always borne on wood of the previous season's growth. Trimming off the annual shoots will therefore sacrifice the fruit of the latter but not of the former; while "heading in"—that is, removing the ends of the branches with their growing terminal buds, being a process that encourages the growth of lateral buds—that are waiting for just this to happen—into shoots or young branches, of course increases the amount of new, therefore of fruit producing, wood. See the *Beginner's Garden* for March, where the matter is more elaborately explained.

Of flowering shrubs, the lilac and the hydrangea afford much the same contrast as the apple and peach among fruit trees. Hydrangeas bloom on wood of the season's growth, lilac on wood of the previous season. The former may therefore be pruned very early in the spring without danger of destroying the blossoms, but the latter should only be gone over with the knife immediately after flowering. This gives them the chance to grow branches for the next season and to stow them with flower buds before frost interferes.

It is of course out of the question in this limited space to name a very complete list of trees and shrubs, with their peculiarities in regard to bloom, but some of the most commonly planted are included below—and questions will be most willingly answered by mail if the one plant that puzzles any reader is omitted.

#### TREE FRUITS

- Apple:* Fruit borne on old spurs; prune in winter or spring.  
*Pear:* Fruit borne on old spurs; prune sparingly in spring.  
*Plum:* Fruit mostly on spurs but in some varieties on both spurs and annual growth; prune after harvest.  
*Cherry:* Similar to plum; prune in spring or after harvest.  
*Peach:* Fruit borne near base of previous year's shoots; prune after harvest.

#### SMALL FRUITS

- Blackberry:* Fruit borne on canes of previous season's growth; cut old canes out after fruiting; cut young canes back as soon as 2 ft. high; cut laterals on these sparingly at tips in spring, or not at all.  
*Raspberry:* Same as blackberry; spring pruning is only to thin the fruit; a cutting out should be done the previous season.

*Currant:* Fruit borne on both old and young wood; the best on base of 1-year shoots springing from 1-year spurs; have no wood over three years old.

*Grapes:* Borne on wood of present season which rises from wood of previous season; fall or winter pruning is best.

#### FLOWERING SHRUBS

*Roses:* Flowers borne on new wood; prune out old wood and weak shoots after flowering, or cut back before sap starts in spring from  $\frac{1}{2}$  to  $\frac{1}{4}$  of bush.

*Forsythia:* Flowers borne on old wood; prune immediately after flowering.

*Hibiscus* (Rose of Sharon): On the season's shoot; prune in fall or early spring.

*Hydrangea:* Borne on the season's shoots; prune in fall or early spring.

*Lonicera* (Honeysuckle): Usually on season's shoots; safest to prune immediately after flowering however as some bloom very early.

*Philadelphus* (Syringa): Borne on old wood; prune immediately after flowering.


*Spiraea:* On old wood; prune sparingly after flowering.

*Syringa* (Lilac): On last year's wood; prune immediately after flowering.

*Viburnum:* On old wood; prune after flowering.

*Diervilla:* On old wood; prune after flowering.

(Continued on page xxiv)







**"Everything in Builders' Hardware."**

IT is a distinct advantage to the home owner to be able to get a complete hardware equipment made by one firm, for doors and windows of all kinds throughout a building.

It insures uniform quality and, if made by a firm with a reputation to sustain, the goods are sure to be right and to give satisfaction in every-day use.

Such is the advantage of using



**HARDWARE**

MANUFACTURED BY

**P. & F. CORBIN**

MAKERS OF

**"Everything in Builders' Hardware"**

N. W. Cor. Eighth & Arch Sts., - Philadelphia  
 106-108-110 Lafayette St., - New York  
 39 West 38th St., - New York  
 104-106 Lake St., - Chicago

MAIN OFFICES AND FACTORIES:  
 NEW BRITAIN, CONN.

Descriptive Literature on request

**Warm as the summer beach**



If anybody needs or deserves rooms just right to live in, to play in, to sleep in, it is the little folks. In spite of all precautions, the old-fashioned heating methods soon begin to leak or force ash-dust and coal-gases into the living rooms, and the loved ones are made to breathe burned, devitalized air, totally unfit for the lungs. Whereas Hot Water or Low Pressure Steam heating with

**AMERICAN & IDEAL RADIATORS & BOILERS**

will supply pure, warm air to every room in the house in all kinds of weather. These outfits are used exclusively in hospitals, sanitariums, laboratories, colleges, greenhouses, etc., where correct heating and ventilation are an absolute necessity. IDEAL Boilers and AMERICAN Radiators are made in such small sizes, yet with equal completeness, that they are now put into thousands of cottages, houses, stores, etc., at prices easily within reach of all. These outfits soon save their cost by cutting down the fuel bills and absence of repairs; while their cleanliness halves the housework and saves much wear on carpets and furnishings.

Do not wait until you build that new house which you may have in mind. See that your present home is warmed as you know it should be, and it will rent for 10% to 15% more, or sell quickly at a higher price when you leave it. IDEAL Boilers and AMERICAN Radiators are a high-paying investment—not an expense.



A No. C-241 IDEAL Boiler and 555 ft. of 3/8-in. AMERICAN Radiators, costing the owner \$250, were used to Hot-Water heat this cottage.



A No. 3-25 IDEAL Boiler and 400 ft. of 3/8-in. AMERICAN Radiators, costing the owner \$195, were used to Hot-Water heat this cottage.

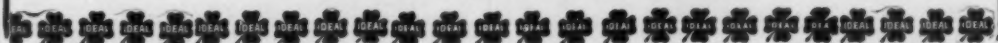
At these prices the goods can be bought of any reputable, competent fitter. This did not include cost of labor, pipe, valves, freight, etc., which installation is extra and varies according to climatic and other conditions.

Prices are now most favorable, and you get the services of the most skillful fitters. Don't put it off till the soon-coming Fall—write us to-day for free valuable book which tells fully all the hows and whys of IDEAL-AMERICAN heating.

Public Showrooms  
 all large cities

**AMERICAN RADIATOR COMPANY**

Write to Dept. 10  
 CHICAGO



**EXTREMES MEET!**

**Minimum Cost—Maximum Quality**

This is demonstrated fully in our 1910 catalogue of

**Perennials, and Other Hardy Plants**

which we grow exclusively by the acre. Free for the asking

**PALISADES NURSERIES, Inc.**  
 SPARKILL, NEW YORK



# Country Properties for Sale

The Real Estate Department of House & Garden will be glad to advise its readers in regard to the purchase, sale or rental of country and suburban real



## BUNGALOWS

ARTISTIC—COSEY—SUBSTANTIAL—PORTABLE. BUILT IN SECTIONS—ANY DESIGN DESIRED. WE DO THE BUILDING—PRICE INCLUDES EVERYTHING.

Built in quantity enabling us to sell the best bungalow in quality at prices charged by others for an inferior product.

The price includes construction, foundation, heating, plumbing, hardware, fixtures, chimney, etc. Built in radius of 50 miles of New York for \$1250 and up, f. o. b. New York City.

Select your land or let us select it for you. We have hundreds of superb sites on Long Island, Jersey Coast, Atlantic Highlands, Westchester County, Connecticut, Hudson River, etc.

Call or send for booklets, literature and photographs giving complete information, floor plans, specifications, samples, etc.

**McVickar, Gaillard Realty Co.**  
489 Fifth Ave., (42nd St.) New York City.



"ALONG THE SOUND"

### FURNISHED HOUSES WILLIAM F. DAY

No. 500 Fifth Avenue Telephone, 2932 Bryant, N. Y.  
NEW YORK Residence Tel., 313 Greenwich, Conn.



FLORAL PARK, L. I. For Sale. Plot 88 x 101. House and Barn almost new. House has steam heat, electric lights. On first floor parlor, reception hall, dining room and kitchen. Large bath, three bed-rooms, maid's room. Adjoins private park at station. 15 miles from N.Y. Price \$6500. \$2500 cash; balance, \$4000, can remain on first mortgage. G. Clarence Stowell, 805 Flatiron Building, New York City.

## Mt. Kisco—Chappaqua

A woodland site on the main road—9 acres, easy of access yet secluded. Good view, best neighborhood, 1 mile from station.

Alfred Busselle, Architect, 1133 Broadway

## PELHAM HEIGHTS--BRONXVILLE

BEAUTIFUL HOMES IN THE  
HILLS OF WESTCHESTER COUNTY

Plots, 100 x 150 \$2500  
Sewer, water, gas, electric lights.

*Cooley & West*

Phone 708

Mount Vernon, N. Y.



THIS PLACE FOR SALE

### Greenwich, Conn.

Did it ever occur to you how accessible (with fast electric trains) we are to N. Y. and that you could buy or rent to advantage and enjoy living here on the water or among the hills to the utmost satisfaction?

I HAVE FOR SALE  
Elegant Country Estates, Shore and Inland Residences, Farms, Acreage, Cottages and Building Sites. Also a number of selected Furnished Residences and Cottages to Rent in All locations.

Would be pleased to have you call or write.

**Laurence Timmons**  
Opposite Depot Tel. 456 Greenwich, Conn.

GREEN'S FARMS, CONN.  
10 acres, overlooking Sound—mile to depot—10 room house, outbuildings \$6,500  
RIDGFIELD, CONN.: 95 acre farm; fine land, all farm buildings, stream \$18,000  
Also: 150 acres adjoining, 2 streams, magnificent views, farm buildings \$12,500  
**RAYMOND & POLLARD**  
Telephone 297 Norwalk, Conn.



### AT SCARSDALE "Edgemont Estate"

The ideal realization of out of town living. A delightful home community, for all year residence, protected social environment, the charm of the country, all city improvements. Immediately at station; only 19 miles, on Harlem Elec. Div. N. Y. Cent. R. R.

#### Scarpsdale Company

J. WARREN THAYER, PRES.  
Scarpsdale, N. Y. 503 5th Ave., New York  
Westchester Co. Corner 42nd Street.



This beautiful country home at a bargain. House has 12 large rooms and bath; also open attic convertible into 2 good sized sleeping rooms. Large living and dining room, summer kitchen and laundry. Stable and windmill as shown. Lot about 220 x 420 ft. Fine grove in rear of house. A very desirable property for summer home, convenient to Great South Bay.

Price, \$8000—\$5000 can remain on mortgage. Apply to  
**E. W. KING, Bay Shore, Long Island, N. Y.**

# Property and Rent



estate in all parts of the country. This service is given without charge. Address Real Estate Department, House & Garden, 449 Fourth Avenue, New York City.



"GWYDYR"

**I**F YOU want a beautiful and modern country home surrounded by a lovely park, and only six miles from Boston, it will pay you to investigate this property.

**H. A. BARKER**

311 West 43d St., New York City

## HOLLIS PARK GARDENS

at Hollis, L. I., 2 miles East of Jamaica on the Penn.-L. I. Main Line.  
A beautiful residential park on Long Island twenty-two minutes from New York. An exclusive community with every city convenience and improvement such as water, gas, electricity, sewers, concrete sidewalks, asphalt pavements, etc. Hundreds of trains daily. Situated on the ridge of Long Island, high and dry, with a cool ocean breeze tempering the midsummer afternoons and evenings. Fully restricted and convenient terms.  
As a home site it is ideal; as an investment it is unexcelled.  
Send for illustrated brochure showing views of the Gardens, pictures of its charming homes and full description with diagram of available sites.  
ISLAND CITIES REAL ESTATE CO., 585 Fulton St., Brooklyn, N. Y.

**AT GARDEN CITY ESTATES, L. I.**  
We have a very attractive eleven room house, two blocks from Depot. All improvements, 30 minutes from N. Y. City. Price \$9500.

**AT STAMFORD, CONN.**  
A truly magnificent estate of 245 acres, 2 miles from Depot. Main dwelling very large, stone construction. Over 25 other buildings. All of most modern construction. Price \$175,000.

Let us mail you our list.  
**J. K. VAN VRANKEN & CO.**  
Country Dept. 8 West Fortieth St., N. Y.

**Wm. S. Meany**  
Smith Bldg. Tel's 103-293 Greenwich, Conn.  
**GREENWICH, CONN.**

REALTY of all descriptions FOR SALE  
**Country Seats, Estates, Residences,  
Farms, Acreage, Building Sites**

Furnished and Unfurnished Houses  
to Rent for 1910 Season

Would be pleased to have correspondence or  
a call advising of requirements.



### Seashore Home for Sale, Rehoboth Beach, Del.

House situated on bluffs; property covers one full ocean front block. Most desirable situation on Delaware coast. Nine bedrooms; sun parlor; bathrooms, fresh and salt water; also servants' bedrooms in separate building; pumping house, absolutely pure water from driven wells; also bowling alleys and shuffle boards in special building.

For further information apply to

**ROBERT P. HOOPER,** 509 Arch Street, Philadelphia



This beautiful country place in Broome County has 30 Acres of rich land, 800 feet of river frontage, abundance of fruit, splendid house with all improvements, large stable and poultry houses, fine view, healthful climate. Price, \$20,000. Write for full description.

**W. H. HAZARD & CO.**

15 River Street Salamanca, N. Y.

### One of the MOST GLORIOUS

hilltop places in **TAMWORTH, N. H.**, for sale or rent, furnished. Bath. With few acres or up to 200, including 100 acres soft timber. Season, \$300. Also furnished cottage for sale or rent; season, \$150. Photos, map, U. S. report on timber, and all details.

**C. G. HOAG**

Haverford, Pa.

### NEW LONDON ON THE SOUND

Modern house, beautiful Sound view, near beach, at Eastern Point. Large list of desirable places to lease or sell.

**WM. S. CHAPPELL**

79 Green Street

### RHODE ISLAND

#### THE KNOLLS, WESTERLY, R. I.



Estate of 46½ acres, 1½ miles from center of town; five minutes' walk from New London trolley line; four miles up the river from Watch Hill. New house situated on knoll between street and river, has fine view of river and town; house has 16 rooms; porte cochere entrance on street side; 10 feet piazza; all modern improvements; 4 fireplaces; trout pond stocked; ice house; water supply, best on earth from never failing spring on farm. House and barn lighted by electricity. Furnace heat. Estate complete in every way; an ideal home.

**W. D. CRITCHERSON, Westerly, R. I.**

### GREENWICH, CONN.

The Choicest Residence Section along the Sound

I am offering for Sale

Several exceptionally desirable Houses of the best class on Shore and Inland now at attractive prices  
Also **ACREAGE, FARMS, BUILDING LOCATIONS, SMALL COTTAGES, ETC.**

Patronage solicited and personal attention given in showing all properties  
**FURNISHED DWELLINGS FOR THE SEASON**

**Wm. R. Ferguson**

Smith Bldg. Tel. 981 Greenwich, Conn.



A VIEW FROM SORRENTO, MAINE

### A SUMMER PARADISE The Mt. Desert Region, Maine.

Cottages for the season, \$100 to \$600. Also fine Shore Estates for sale, \$2500 to \$15,000. A few cottages, \$1000; rentals, \$5 per week and more. Choice Building Sites. Unrivaled climate, beautiful views.

**S. W. SUTTON Ellsworth, Maine**



**NEW CANAAN, CONN.**, way up high; fine sound views; 25 acres: 8 woodland, 6 in pasture, 9 in orchards, 9 in fields, garden and lawn. Splendid house, 9 rooms, 2 open fireplaces, 2 baths, 2 stairways, open plumbing, cemented cellars, all appointments first class. Large stable, 3 stalls for horses, 1 for cows, etc., Price \$22,000. Rent furnished for Summer, \$1000. This property could be sub-divided into 5 Beautiful Building Sites. For full particulars and appointment to inspect call or write. Other desirable attractive farm bargains furnished; unfurnished houses for the season. **W. A. WHEELER, NEW CANAAN, CONN.**



# Country Properties for Sale

The Real Estate Department of House & Garden will be glad to advise its readers in regard to the purchase, sale or rental of country and suburban real



**SEASHORE** First public notice of the offering of one of the finest places on the New Jersey Coast for sale or rent. One mile from Seabright Station. House containing 11 masters' bedrooms, 12 servants' bedrooms, 7 baths; stables, garage, gardener's cottage, laundry, large kitchen-garden, ice house, electric light plant, tennis court, Italian and rose gardens, beautiful trees and lawns, etc. Place contains about 55 acres, thoroughly improved land and all the appointments of a desirable country home at the seashore. Full particulars of Country Department.

**PEASE & ELLIMAN, Inc. 309 MADISON AVENUE, N. Y.**



**To Let or For Sale**—This desirable place with front river view, 10 acres of lawn; or whole property of 78 acres at Scarborough-on-Hudson. Address *Smith Realty Co., 9 E. 30th St.*

## MARYLAND

FOR SALE

Charming old homestead in fashionable Green Spring Valley. Twelve miles from Baltimore. 23 acres of land on which are the famous "Lystra Springs," quarter mile from Rogers Station. The center of fox hunting district. Address all inquiries

**F. S. HART, AMBLER, PA.**

## RIDGE FARM

**200 ACRES** of beautiful land, occupying the entire summit of the highest hill in this section; very extensive views in every direction, including a view of Long Island Sound for many miles. The property is situated 3 miles from Ridgefield, than which there is no more beautiful town in the Connecticut hills. This property is eminently suitable for a country estate and as a basis for such country estate the property may be had at an extremely low figure.

**H. E. DANN & SON, Inc.**

500 Fifth Avenue, New York City

and

45 Wall Street, Norwalk, Conn.

## REAL ESTATE FOR SALE WEST CHESTER CO. A Mount Vernon Palatial Home



OUR INTERIOR VIEW

**ON CHESTER HILL** containing all the most modern conveniences for luxury and comfort. Location, one of the choicest in the city. A superb large living room, handsome fire place. Sun parlor, connecting also with fire place. Dining room most attractive and large. Very handy butler's pantry, and large light kitchen. Card room or den under stairway. Music room on large stairway landing half way to 2d floor. Four splendid bedrooms, large closets and 2 tiled bathrooms on 3d floor (running water in closets of each bedroom). On 3d floor are 4 rooms and 1 bath. Excellent heating plant, gas, electricity, and interior trim is mahogany and white enamel oak floors. Exterior the finest stucco. This property is high, plot 115x165 and must be seen to be fully appreciated.

An exceptionally fine place Price \$35,000 Must be sold quickly  
Entire furnishings will be sold if desired

**COOLEY & WEST, Inc.**

**Mt. Vernon, N. Y.**

Furnished and unfurnished houses to let Cottages and residences for sale throughout vicinity



## AT SCARSDALE

Westchester County

Modern improved property: house 15 rooms, 3 baths, open fireplaces, electric light, water, sewerage. 5 acres gardens and improved lawns, facing small lake. In center of Heathcote Association Properties, best country-side and residential section of Scarsdale.

Scarsdale Company, Agents

Scarsdale, New York  
503 5th Ave., N. Y. City

## ELKWATER

A summer home and farm of 105 acres ready for use. Desirable property—will sell on very favorable terms to close estate. House of 18 rooms, including bath, separate laundry. Stable, barn, etc. Near headwaters of Delaware River, New York State, 2,900 feet elevation. Express trains to New York. Fine climate, mountain air, no river fogs, beautiful scenery.

**J. L. GREENLEAF, Executor**

1 BROADWAY, NEW YORK.

## HOUSES AND GARDENS PHOTOGRAPHED IN COLOR AUTOCHROME PROCESS

Write for Particulars

**Eldred S. Bates, 115 Broadway, Room 1414  
NEW YORK**

**A GENTLEMAN'S COUNTRY ESTATE** of 222 acres in Maryland, 1/2 of a mile frontage on Potomac river which is salt water and affords fine fishing, bathing, boating, crabbing and in the fall and winter months wild duck and goose shooting; within 60 miles of Washington, D. C., by rail. Near station. Large frame dwelling of 11 rooms situated so as to give a beautiful view of the river and surrounding country for miles. Many farm buildings. Price, \$16,500. Virginia Farms, Colonial Homes, Stock Farms, Hunting Preserves and Water Front Properties.  
**C. H. HARRISON, FREDERICKSBURG, VA.**

For Sale or Rent.

## BERNARDSVILLE, N. J.

A modern stone house, Norman architecture, on nearly the highest part of Mine Mount; fully furnished; 5 master's bedrooms, 4 servants' bedrooms; 4 bathrooms; heated by steam; also stable with 5 stalls, ice house filled, and gardener's cottage; nearly 60 acres. Magnificent view; rental reasonable and terms for sale to suit.

**POST & REESE**

16 East 60th St.

## OLD COLONIAL HOMESTEAD Southport, Conn.



Only 150 ft. from Harlior on Long Island Sound. House of 12 large rooms, all modern improvements. About 1 1/2 acres of lawn with shade and fruit trees, shrubs and rose bushes, etc. Large conservatory with hot water heater. Price, \$9,000. For plans and terms, write or call.

**J. S. PECKHAM, 41 Park Row, N. Y.**



# Property and Rent



estate in all parts of the country. This service is given without charge. Address Real Estate Department, House & Garden, 449 Fourth Avenue, New York City.



## 43 ACRES Stamford CONN.

Overlooking L. I. Sound. 3800 feet road frontage; 10 Room Cottage, 12 Room Bungalow and Immense Poultry Plant

will be sold at a Bargain.  
Frank L. Fisher Co., 440 Columbus Ave., N. Y., or E. P. Jordan, Stamford, Conn.



## Do You Want an Ideal Bungalow?

130 FEET ABOVE THE SEA

**C**OMMANDING Wonderful Views of Sound and sea from wooded crest of boldest headland on famous North Shore of Long Island; at Port Jefferson, convenient to New York.

In beautiful **BELLE TERRE ESTATES**, a private, highly developed natural park of 1,300 diversified acres, with every seaside requisite. 60 miles of Shaded Bridle Paths and Forest Drives, Garage, Golf, Tennis, Bathing, Canoeing; Yachtsman's paradise. Excellent Society; Luxurious Club Hotel.

Bungalows, \$3,000 to \$10,000; Colonial Dwellings, \$10,000 to \$20,000; English Country Homes, \$20,000 to \$25,000. Picturesque sites. Write for illustrated booklets; album de luxe "**BELLE TERRE**," superbly illustrated. One Dollar.

DEAN ALVORD COMPANY, Mgrs. Dept. G. 111 Broadway, New York.

## SPECIALISTS IN NORTH JERSEY and MONTCLAIR BENNET H. FISHLER, Inc.

**MONTCLAIR**                      **UPPER MONTCLAIR**  
Opp. Lackawanna Station      Opp. Erie Station  
35 Nassau St., New York City

### BEAUTIFUL HOME

1½ miles from Katonah Station, on Harlem Railroad; 18 rooms, 26 acres of land, with shade and fruit trees, shrubbery and flowers. Adjoins Col. Jay's and Whitmans estates. For sale or will rent to responsible party. Address,

**STEPHEN D. LYON,**  
138 Railroad Ave.,              White Plains, N. Y.

**MANAGER** A gentleman desires a position as manager of a country estate. He has had seven years' experience in Farm, Park, Greenhouse, Dairy, Forestry and office management, and is thoroughly capable of taking full charge of a large country estate, is thoroughly conversant with business methods and can furnish the best of reference as to character and ability.  
Address Box S.                      House & Garden.

## South Shore of Long Island

Residence Properties, Farms and Acreage for Sale.  
Choice summer homes near the Bay  
to Rent for season

Write or call for particulars  
Tel. 22J.              **JEREMIAH ROBBINS, 'Babylon, L. I.**


## ALL LONG ISLAND



### WATER FRONTS

RESIDENCES  ACREAGE

ESTATES & SMALL PROPERTIES

 **SALE**   
OR  
- SEASON'S RENTAL

Manhattan and Connecticut  
Real Estate

## LVKE AND BAXTER

39 EAST 42ND ST.      NEW YORK

## IS YOUR COUNTRY PLACE FOR SALE?

If so you can bring it before 25,000 possible buyers through the Real Estate Department of **HOUSE & GARDEN**. This department also affords you a splendid medium through which to rent your summer home, cottage or bungalow. A special low rate is made in this section and the price of space includes the cost of making a half-tone cut of your property for illustration from any photograph you send us.

Space \$5.00 per inch, single column

### For examples:

- A 2-inch advertisement the size of Scarsdale Co. on opp. page costs **\$10.00**
- A 3-inch advertisement the size of Dean Alvord Co. on this page costs **\$15.00**
- A 4-inch advertisement the size of Luke & Baxter on this page costs **\$20.00**

Forms for May number close April 12th

Address "REAL ESTATE DEPARTMENT"

## HOUSE & GARDEN

449 Fourth Ave.,      NEW YORK CITY

MAY 18TH TO MAY 25TH, 1910

## REAL ESTATE AND IDEAL HOMES SHOW

Madison Square Garden

New York

The "Ideal Homes" feature of this show will include an interesting display of bungalows, portable and cement houses and the reproduction of interiors of Ideal Homes with all of the latest and best devices for the comfort and convenience of the home. The arts and crafts will be represented with all of the latest and best in decorations, floor and wall coverings, tapestries, hangings, cabinet trim, bath room and kitchen fixtures, heating devices, etc., etc.

Reservations of space now being made

**EDWARD E. HASKELL, General Manager**

"REAL ESTATE HOME AND EXPOSITION COMPANY"

Metropolitan Building

1 Madison Ave., New York



# Motor Boat

It is logical that a magazine like House & Garden should carry in it a directory of manufacturers of equipment that forms so large a part of the enjoyment of a motor boat is not a part of its recreative outfit. But it is important when purchasing a motor boat to be sure of securing a well built craft and a reliable years of successful operation. The readers of House & Garden may well feel assured, when dealing with these advertisers, of fair treatment and reliable service. The Motor Boat Department, House & Garden, 449 Fourth Ave., New York.



Ever see such Comfort, such Speed,  
such Elegance of Finish

## Rochester fast family Runabouts

Are built to carry you, your friends or family at an 18 mile clip; a speed that leaves everything but out and out racers far astern. They are the last word in comfort, and their ability to withstand rough weather is remarkable.

If it interests you write for literature and pictures of Rochester hulls and engines

**ROCHESTER GAS ENGINE CO.**  
Driving Place Rochester, N. Y.



"Ask the man who runs one"

### THE SUPREME "SYRACUSE"

For Speed, Pleasure Boats. 4 to 120 H. P. 1 to 6 Cyl.

High Quality—Low Price

**SYRACUSE GAS ENGINE CO.,**  
1813 Park St. SYRACUSE, N. Y., U.S.A.

### PALMER MOTORS AND LAUNCHES

Two and Four Cycle, One, Two and Four Cylinder. Stationary and Marine. One to Thirty h. p.

Launches 17 to 35 Feet in Stock

Catalogue FREE.

### Palmer Bros.,

Box G. Cos Cobb, Conn.

New York, 31 E 21 St.; Philadelphia,

The Bourse; Boston, 85 Union St.

Providence, R. I., 242


Eddy St.; Portland, Me., Portland

Pier.



\$75.00 Upward for the Best

## Lackawanna Motors



New "Double" Type Balances Explosions Increases Power


New ANTI CRANKING Feature Simplest, Most Efficient, Valveless.

One to Six Cylinders 2 1/2 to 45 H. P. for All Boats.

We originated the Valveless Motor. We originated the Practical Three-port Design and Construction as well as Simplified Improvements made from time to time. Complete Boat Outfits. Write for

Handsome new Catalogue of the "Silvered Cylinders." Not Price Alone—Better Quality.

**LACKAWANNA MFG. CO.** 30 Coldwell Street, Newburgh, N. Y.  
126 Liberty Street, New York, N. Y.



### THE BRIDGEPORT

"The Motor that Motes."

The only marine gasoline motor, in which the working parts are all removable without complete disassembling. Practical construction—equal to the finest. One of the oldest, most refined, and best-known marine motors on the market.

Satisfaction guaranteed.

**THE BRIDGEPORT MOTOR CO., Inc.**  
BRIDGEPORT, CONN.

### STANDARD MARINE ENGINES CHAMPION IN 1909

Winner of all the Star Competitive Events of the year.


New York—Bermuda Ocean Race—Won by "Heather" 40-50 HP. STANDARD.

Seattle—Vancouver Race—Won by "Soya" 25-32 HP. STANDARD.

Lake Ontario Long Distance Race—Won by "Satanita" 40-50 HP. STANDARD.

New York—Marblehead Ocean Race—Won by "Elmo II" 12-15 HP. STANDARD.

The winning of the Long Distance Championship of the Pacific and Atlantic Coasts and the Great Lakes for 1909 completely demonstrates the superiority of construction and dependability of the STANDARD Marine Engine. Insist upon the BUILDER of your yacht or launch installing the STANDARD Engine. There are



THE STANDARD ENGINE

no substitutes. There are no equals. The STANDARD only will make good your expectations.

**STANDARD MOTOR CONSTRUCTION CO.** 174 WHITON STREET  
JERSEY CITY, N. J., U. S. A.

### Ignition Troubles

BY T. E. WHITTLESEY

AN authority who has followed the history of motor boating from the infancy of the sport is responsible for the statement that nine times out of ten when the motor goes on strike the ignition. Though the number of times when the operator has to drop the wheel and "look her over" is becoming decidedly less with the steady improvement in gasoline motor construction it is an open question whether the rate of ignition troubles to those in other parts of the motor has changed appreciably from that given above.

When one takes into consideration the fact that the ordinary high-tension system of ignition depends upon a difference in the spark gap of some thirty to fifty thousand volts, it will be readily understood that the wires carrying the current must be so thoroughly insulated as to be, as far as possible, absolutely free from any chance of short-circuiting.

The very best insulated wire that is obtainable is none too good for use in the motor boat ignition system. Even though this does cost twenty cents a foot, what does the cost of five or six feet of good wire amount to when weighed in the balance with the satisfaction arising from the assurance that your boat isn't going to balk for you every time you take it out?

If your boat is of the open type with its motor unprotected from spray

We have done away with the old-time method of distri-

### Tuttle Marine Engine


and have adopted an up-to-date selling plan which enables us to name the users of gasoline engines a very attractive. Write for full particulars. It will pay you.

### TUTTLE MOTOR COMPANY

SUCCESSORS TO

17 State Street D. M. TUTTLE CO., Canal St.

Metropolitan Office: City Island, N. Y. Boston Office, 78 La



(25c will bring this useful kitchen article to you by return mail. No kitchen outfit is complete unless it contains a Delta for sharpening knives and scissors. Can be used for many purposes about the house.



Delta Sales Company

Room 938

346 Broadway

**DELTA** New York City

# Motor Boat Section



...a summer home by the water. A country house with a situation, whether it be by lake, river or sea, is far from taking advantage of its opportunities. In this Motor Boat Section appear announcements of only reliable boat and engine manufacturers. Their product has become standardized through... shall be very glad to advise any of our readers in regard to the purchase or equipment of a motor boat or engine. Address correspondence on this subject to

You will do well to take the additional precaution of giving all the exposed wiring several coats of good shellac.

Still another cause of trouble is the wear on the platinum points of the vibrator—a trouble that is frequently blamed mistakenly on weak batteries. When these points become rough and pitted from the continued heat of the electric arc between them, take off the vibrator and smooth the platinum surfaces with a piece of fine emery cloth. One way of equalizing the wear on the two points is to shift the wires occasionally so that the direction of the current through the coil is reversed.

Provide yourself with an ammeter—one of the watch-form pocket types reading to thirty amperes will serve, and test your dry cells now and then. New cells should show from twenty to thirty amperes; when they fall to five or six, take them out of the battery box and make them serve out their time in furnishing current for the electric bell system in the house, which requires far less constant drain upon their strength.

**STERLING**  
THE ENGINE OF QUALITY  
ENGINES OF REFINEMENT to meet all Marine Requirements. Sizes 8 to 240 Horse Power for Cruisers, Launches, Runabouts and Speed Boats.  
WRITE FOR 1910 CATALOG.  
Sterling Engine Co., 1300 Niagara St. BUFFALO, N. Y.

**NOTICE**

In the boating publications we are bringing special attention to each of the leading features that culminate in the most efficient marine engine. We are doing this because we know how much experienced boatmen appreciate this.

You can have this same information by writing for our 1910 catalogue.  
**ROYAL ENGINE**  
THE ROYAL ENGINE CO., BRIDGEPORT, CONN.

**The GURNET DORY And CLIPPER LAUNCH Are SEA GOING MOTOR BOATS**  
ESPECIALLY ADAPTED FOR YACHT TENDERS

25-FOOT GURNET DORY

LESS. UNDER WATER EXHAUST—SAME AS USED BY U. S. NAVY DEPT.—SIMPLE ENOUGH FOR A WOMAN TO HANDLE.  
SPEED BOATS TO ORDER—15 to 30 MILES.  
TO ENABLE SATISFACTORY REPLY, PLEASE STATE REQUIREMENTS. BOATS, D2. MOTORS, E2.

THE ATLANTIC COMPANY, AMESBURY, MASS.  
BOSTON, 93 HAVERHILL ST. NEW YORK, 612-30 CHURCH ST.

**SCRIPPS MOTORS**

are known the country over for their record in speed and endurance contests and for their reliability in cruising and family launches. A Scripps Motor recently took a cruise on a 2500 mile journey without a hitch, repair or adjustment of any kind. Scripps Motors are four cycle in type, made in every desired size from 6 to 100 H.P., one to six cylinders.  
Only the highest grade of materials are used, and in finish and construction they can only be compared to the highest type of automobile engines. We will gladly send catalogue and information regarding Scripps Motors on request.

**SCRIPPS MOTOR COMPANY**  
662 Lincoln Ave. Detroit, Mich.

**PERFECTION ENGINES**

Perfection Marine Engines are sold under a guarantee to give complete satisfaction or free replacement.  
**2 H.P. \$48** Complete. Ready to install.  
You can't equal them for power, speed, efficiency, simplicity of construction, ease of operation and quality of finish. Low prices possible because of large output. All sizes 2 to 25 H.P. Handsome Catalog giving full details, free. Send for it.

THE CAILLIE PERFECTION MOTOR CO.  
131 Amsterdam Ave. Detroit, Mich.

**BROWN**

Our engines are suitable for Canoes, Yacht Tenders, Fishing Boats, Pleasure Launches, Racers, etc.  
1, 2, 3 or 6 cylinders. 1-80 H. P.  
Catalogue on request.

The B. F. Brown Gas Engine Co.  
DEPT. M  
Syracuse, N. Y.

**SINTZ**  
2 and 4 CYL. OPPOSED MARINE MOTORS  
ABSOLUTELY NO VIBRATION

Sizes 6 to 40 actual horse-power


The center of weight on our motors is lower than on any other type which increases the stability of your boat. The motor can be placed under locker with control at steering post, giving the cleanest construction and the greatest amount of seating capacity. No noise but the ripple of the wheel.

Guaranteed for 2 years  
**GUY L. SINTZ CO.,**  
Desk H, MARSHALL, MICH.

**ELBRIDGE MARINE ENGINES**  
For the Man Who Doesn't Want to be Towed Home

Simplest and lightest motors of their bore and stroke dimensions possible to build. Run equally well at any speed from 200 to 2000 r. p. m.  
Backed by an unlimited guarantee based on years of experience in light weight engine construction.  
So remarkable in their accomplishments that you owe it to yourself to investigate them before buying a motor. Catalogue Free.  
ELBRIDGE AERIAL ENGINES—the only American Motors tried and found practical for aerial navigation. Send for specifications.

**ELBRIDGE ENGINE CO.,**  
3 Culver Road Rochester, N. Y.



## POULTRY DEPARTMENT

### Perhaps never before



This shows a 7 months pullet. She weighs 7½ lbs. and began laying the middle of her 6th month and keeps at it.

In the history of "fowldom" have birds so universally gained prominence in so short a time as have the Buff Orpingtons, which were originated in England in 1894. They are beautiful beyond description with their pure red ears, pinkish white flesh and legs, and color of males merging into golden red. Their great intrinsic worth is their laying qualities, continuing through all changes of winter weather. They are fine hatchers and mothers, and are the strongest, healthiest stock in existence. At five months they weigh from six to seven pounds, and mature from nine to ten. They are universally admired — universally sought after, and he who possesses them is indeed fortunate.

The Orpington is unexcelled as a dual purpose fowl, and wherever introduced they supplant all rival breeds.

Have steadily improved my strain, for my own pleasure, until this year I have mated some fine pens from which I will sell a limited number of sittings. A few fine utility cockerels. \$3.00 up.



A vase cock, jig-saw hatched, gorgeous to look at, tells the wind's vagaries. Sent with each order of best eggs. 10 inches high.

**JOE-PYE**  
Breeder of  
Buff Orpingtons

South Norwalk, Conn., R. F. D. 37  
114 East 28th St., New York  
Catalogue with actual photos of pens on request

### Fancy Ducks, Swans

and other ornamental birds for Parks and Lakes. Also wild animals and birds of every description.

Write for price list

OLDEST ANIMAL AND BIRD IMPORT HOUSE

LOUIS RUHE

248 Grand St. New York City, N.Y.



4th Prize Cock  
Phila. 1910

### BLACK ORPINGTONS

The bird for the city lot or country home.

Fine layers and table fowls. Thrive in confinement. Mature early. Beautiful plumage.

Eggs for hatching 10c each (large).

Leslie Jefferis, - Bridgeport, Pa.

### DON'T BUILD

that new hen house or fix up the old one until you get our large new 100 pp. catalog (over 100 illustrations) telling all about the Potter Poultry House Fixures, Perfection Feed Hoppers, Simplex Trap Nests, feeds and supplies of all kinds. Potter Fixtures have been on the market over 8 years and are used by thousands of poultry keepers. They are complete, convenient and sanitary; made in 3 styles and 12 sizes to fit any hen house. We now make the complete line of PORTABLE (K. D.) HOUSES, BLOOD COOPS, PIGEON LOFTS, etc., formerly made by the Morgan Sanitary House Co. of Lemont, Ill. These are made in 20 different styles and sizes, and if you want a complete, up-to-date and cheap house or coop of any kind you should not fail to send for large illustrated catalog telling all about these goods.

**DON'T KILL** or sell your laying hens: use the POTTER SYSTEM and pick out the layers from the loaders and keep only healthy laying hens. The Potter System is the greatest discovery of the century in the poultry world and is used by over 50,000 poultry keepers. You can save dollars every year by using our system, because you keep only layers. Our new 100 pp. book entitled "Don't Kill the Laying Hen" is a revelation to poultry raisers on the subject of laying and non-laying hens and egg production.

Potter Poultry Products are for Particular Poultry People, and if you are particular and want to make more money on your flock you will write today. Send two red stamps to cover postage on our large 100 page catalog and circulars.

T. F. POTTER & CO., Box 77, Downers Grove, Illinois



In writing to advertisers please mention HOUSE AND GARDEN.

### Some Points on Incubators

BY M. ROBERTS CONOVER

AN incubator is a box-like machine properly ventilated, heated by a tank of hot water or air, and is so constructed as to insure the egg chamber against external atmospheric changes, thus maintaining a uniform temperature during the period of incubation. This period, for chickens, is twenty-one days.

Reliable machines have three perfectly tight walls with air spaces between, although some manufacturers guarantee machines with only one such air space, which is packed with mineral wool.

The egg trays must be side by side, never one above the other, and the space below, used as a nursery, should be high enough to permit the newly hatched birds to stand erect. There must also be space

"Count and pay for your chickens after they are hatched"

THE SIGN OF THE RED FEATHER LAYING QUALITY

ROSE COMB RHODE ISLAND REDS.

A practical fowl for practical people. "No Chicks, No Pay" my original way of selling eggs for hatching explained in free booklet. "Red Feather Reasons".

THE RED FEATHER, Box 2794, Bridgeville, Pa.

Red Cuban Games the most beautiful and gamest on earth, they have won in every clime. Hens are prolific layers of eggs of exquisite flavor. Beautiful for Country home or estate. Eggs \$2.00 per 15.

COMRADE KENNELS

Fred Sheckler, Prop. BUCYRUS, OHIO

### BABY CHICKS

These White Rock chicks are hatched from our Trap-nested and Pedigreed Stock.

This strain has the Winter-laying Habit.

We guarantee A-1 Quality.

20 chicks for \$6.00.

Standard Plymouth Rock Farms  
CONSTANTIA, N. Y.

W. G. Holbrook Stephen Marsh

### LAKEHILL FARM

W. H. THACHER

The home of S. C. W. Leghorns, W. P. Rocks and Imperial Pekin Ducks. Leghorn eggs for hatching, \$1.50 per 15; \$6.00 per 100. W. Rock eggs, \$3.00 per 15, \$12.00 per 100. Duck eggs from pens headed by 10 lb. drakes, \$1.50 per 10, \$8.00 per 100. 90% fertility guaranteed on all eggs. A trial order will convince you. Correspondence invited. Address all communications to

JOHN H. WEED, Mgr., Hillside, Westchester Co., N. Y.

### THOROUGHBREDS!

Something above the ordinary. Royal strains of poultry are well known. White Holland Turkeys, New York winners. Indian Runner Ducks, Jamestown, winners. Single Comb Buff Leghorns, New York winners. Guinea Hens, all varieties. Muscovy Ducks. Life members American Buff Leghorn Club. Write for what you want. Now booking egg orders. Free circular. Royal Farms, Box 104, Little Silver, New Jersey.



### Hillcrest Farms, Oakford, Pa.

Barred, Partridge, Silver Penciled and Columbian Plymouth Rocks

WINNERS AT MADISON SQUARE GARDEN

Free Catalogue 300 Prizes Eggs \$3.00 and \$5.00 per Setting  
Can Furnish Utility Stock for Country Homes



The typical incubator lamp has a metal fount with a durable handle and a metal chimney containing a mica-covered aperture opposite the flame

enough before and behind the trays to allow the chicks access to the nursery from the trays above.

In selecting a hot-water incubator it is unwise to economize upon the tank. Brass or copper will last a lifetime; the galvanized iron ones used in the cheaper incubators corrode in one season. The tank should be at least four inches above the egg trays.

The glass panels, admitting light through the top of the machine to the egg chamber, should be double, and there should be two sets of glass doors in the front of the incubator, one behind the other, with the egg trays so low that the operator may take note of the thermometer upon them.

Varnish and ornate woodwork are non-essentials of a first-class machine, but it is vital that its parts be well joined, that its doors fit snugly and easily and that the egg trays slide smoothly. The legs should be strong and well braced. This feature is overlooked by some manu-

facturers who turn out machines otherwise satisfactory.

The typical incubator lamp has a metal fount with a durable handle and a metal chimney with a mica-covered aperture in the side, opposite the flame. It is so placed that it readily heats the air or water in a projection of the tank. This hot air or water passes through the tank in the top of the incubator and as it cools falls through a conduit on the opposite side and is returned beneath the egg chamber to be reheated.

A wick long enough to last through the hatch is an important forethought and it must exactly fit the burner. For a two-hundred egg incubator the lamp fount should hold one quart of oil and the wick should be one inch wide. Morning and evening the lamp must be replenished with the best grade of oil, the wick trimmed evenly and soot removed from the chimney with a cloth. A lamp nearly empty is unsafe, and poor oil and a dirty chimney induce smoke, which is disastrous to the hatch.

A dry, light, ventilated cellar is the best location for an incubator. The ventilators of incubators should not admit cooler air directly to the egg chamber but in such a manner that it is warmed as it enters.

The regulator of an incubator is a device employing the principle of heat expansion and must control the temperature of the eggs in their trays. One incubator which hatched every fertile egg obtained this result by a simple regulator consisting of a float in the water tank attached by wire to levers above. Any expansion or contraction of the liquid moved the levers, which, being connected with a sleeve about the wick of the lamp, raised or lowered the flame.

Some machines have a thermostatic bar of expansive material placed between the egg trays and affecting a valve or cap over the chimney by means of levers. Metal discs are also used instead of the thermostatic bar, and alcohol and mercury are employed with excellent results.

Whatever device is used, the expansion and contraction of the testing substance must be uniform and the reponse at the source of heat supply instantaneous. To insure this the operator should run his machine two days before trusting it with the eggs.

After the eggs have been in the machine twelve hours, they must be turned and twice daily thereafter until the eighteenth day. All large incubators have their own devices for rapid turning, but with the small ones this can be done as well by hand. It is advisable to remove the trays from the incubator for about five minutes night and morning keeping the machine closed meanwhile.

After five days of incubation the eggs should be tested. If the egg is held horizontally before the tester, the heart and vascular system of the embryo is revealed if the egg is fertile. Infertile

(Continued on page xxxiv)

POULTRY DEPARTMENT (Continued)

**PEERLESS POULTRY MASH**

Balanced Animal, Vegetable, Grain

Price \$2.67 per cwt. delivered east of the Mississippi River

**CYRUS F. DYER & SONS**  
Shamokin, Penna.

**EGGS FOR HATCHING**

Rhode Island Reds

WHITE CRESTED BLACK POLISH

"From the kinds that win"

Prices \$3 for fifteen Satisfaction guaranteed

ADDRESS  
**J. P. MILLER, JR.** Care of Salt Town Farms  
117 DILLAYE BLDG. SYRACUSE, N. Y.

**SPRINGER'S JERSEY STRAIN**

leading winners—Madison Square, Baltimore, Philadelphia, Scranton, Pittsburg and Bridgeton.

**WHITE PLYMOUTH ROCKS**

Eggs—\$1.50 to \$5.00 setting.

**PEKIN DUCKS**

Eggs—\$1.50 to \$3.00 setting.

**SQUABBING PIGEONS**

**PAUL G. SPRINGER,** R. D. 4 H, Bridgeton, N. J.

**HATCHING**

**Twowillow Farm Barred Rock Chickens**

Note our offer: We have 12 pens mated, prize-winners, and New York winning blood. We are hatching chickens from them, and in order to get new business will sell 30 eggs from our best pens for \$5. If you have post-card handy, write for circular.

**THE TWOWILLOW FARM** 366 Dodge Rd., Beverly, Mass.



**Orpingtons**

Buff and White

of the highest type and quality. None better—100 fine Buffs for sale.

Eggs for Hatching

Illustrated catalogue with prices, etc., free Address: C. A. Keeler, Muskegon, Mich.

**FRENCH QUALITY R. I. REDS**

have proved to be the biggest payers because they are the greatest layers. For your Suburban Home and Country Place.

**Won Highest Awards** Madison Square Garden, Boston, Detroit, Chicago, Indianapolis, Providence and Alaska Yukon Pacific Exposition.

A Limited Number of Breeders For Sale  
Eggs for Hatching - Catalogues Free

**R. S. FRENCH** - - - - - Flushing, Mich.

**PRIZE POULTRY, PIGEONS, HARES**

20 eggs \$1.00. Leading varieties. Booklet Free. Send 10 cts. for my large illustrated and descriptive catalogue. Address

**PROGRESSIVE POULTRY YARDS**  
**F. G. WILE, Prop.** TELFORD, PA.

**"Faultless" Houdans**

The great winter layers of turkey-sized snow-white eggs. These birds have won every first prize at New York, Boston and Chicago shows for years. Stock and eggs for sale. Send 10 cents for the largest illustrated Houdan book ever issued. They are the most beautiful fowl bred and average 250 eggs a year.

**K. F. McAvoy, Secy. Houdan Club**  
Cambridge New York

**High Class Fancy Pigeons**

Jacobins, Gorse Strain; English Owls, Cash Strain; Chinese and African Owls, Eckert Strain; Crested Helmets, English Pouters, Tudor Strain; White Crested Black Polish, Columbian Wyandottes, and Buff Ply. Rocks, eggs for hatching and a few stock birds on hand for sale.

**Leontine Lincoln, Jr.**

Box 4, 289 Bank Street, Fall River, Mass.



**Smith's Light Brahmas**

First Cockerel at 1909  
Won Madison Square.  
First Hen at St. Louis. They are the cream of utility and show quality, and raised on the blue grass. Stock and eggs for sale Catalogue Free.

**Frank L. Smith**  
Box 402 - Lexington, Ky.

**White Wyandottes**  
**Columbian Wyandottes**

Winners at our largest Shows

Excellent layers, splendid table fowls and most beautiful. Eggs from prize Matings \$3.00 per 15, \$5.00 per 30, \$7.00 per 45. Send for Mating List.

**A. G. WARNER,** New York Mills, N. Y.

**DE GRAFF**  
THE LEADING R. I. RED SPECIALIST OF AMERICA.  
THE FINEST POULTRY CATALOGUE EVER PUBLISHED.  
AMSTERDAM, N. Y.  
STOCK & EGGS FOR SALE  
S. C. & R. C. RHODE ISLAND REDS  
PLEASE SEND FOR MY CATALOGUE



**WHEN IN BOSTON STAY AT THE COPLEY SQUARE HOTEL**

HUNTINGTON AVE., EXETER AND BLAGDEN STS.

A high-class, modern house, intelligent service, moderate prices, pleasant rooms, superior cuisine. Long distance telephone in every room.

Ladies traveling alone are assured of courteous attention.

**AMOS H. WHIPPLE, PROPRIETOR.**



**The Underwood Standard Typewriter**

**SAVES TIME, WORRY AND TROUBLE**


Come to our salesrooms, it will take only a few minutes to show you many good points of the Underwood—see where you can perfect your service without increasing your cost

"The Machine You Will Eventually Buy"

**THE UNDERWOOD TYPEWRITER COMPANY, Incorporated.**  
240 Broadway New York




**KENNEL DEPARTMENT**  
The purpose of this department is to give advice to those interested in dogs. All inquiries will receive careful attention



**Walescott Kennels**  
**Scottish Terriers**  
Have at present the best collection to be found in any kennel in the world.  
Puppies from \$35 for females to \$250 for Males


**Welsh Terriers**  
Airedale in color, Fox Terrier in size. Large enough for watch dog, small enough for the house. Game little companions.  
Puppies from \$25 for females to \$75 for Males

**BERNARDSVILLE, N. J.**



**FOR SALE**  
Boston Terriers four months old, beautiful color markings, heads and tails. Only eight to close out at \$25.00 each. First check gets first choice. Satisfaction guaranteed.  
Wm. Wallace, P. O. Box 285, Waterbury, Conn.

**Airedale Farm Kennels**  
SPRING VALLEY, NEW YORK  
30 miles from New York City, Erie R. R.  
MR. HOWARD KEELER, Owner  
This is probably the largest and finest farm home for Airedale Terriers in America.  
**THE BEST CHUM FOR CHILDREN**  
The most intelligent, affectionate and useful dog living.  
**ONLY THE BEST REGISTERED STOCK FOR SALE**  
The man who owns an Airedale has at least one loyal friend




**Bull Terrier Pups** For disposal, six Bull Terrier pups sired by Ch Noross Patrician, the best Bull Terrier shown at the recent Westminster Kennel Club Show, Madison Square Garden New York  
For prices address  
P. O. Box 304, Roslyn, L. I.

**ENGLISH BLOODHOUNDS**  
The most perfect family dog. Companionable, intelligent, affectionate. Natural man trailers, easily trained to find any member of the family or strangers; long registered pedigrees; always winners on the show bench and on the trail.  
I can now offer pups as fine as I ever bred, from three of my best pairs, not related. Also one imported litter, from the great bitch, "Queen of Hearts," sired by ch. Hordle Ajax, the best dog of England for years.  
Illustrated Book two stamps. Photograph 25c.  
**J. WINCHELL, FAIR HAVEN, VERMONT**

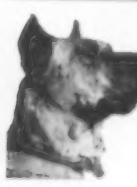


**GRAPESIDE KENNELS**  
BLENHEIMS AND PRINCE CHARLES, EXCLUSIVELY  
High class young and matured stock usually on hand, for bench or show.  
L. KNECHTEL 1447 Main Street  
Station A ATHOL, MASS.



We furnish any breed. Write only if you mean to buy. The right dog at the right price.  
**DOGS**  
Kennel established 1886. Registered with The American Kennel Club.  
THE EBERHART KENNELS  
Camp Dennison, Ohio

**Great Dane Puppies For Sale.**  
Bred from best strains in the country. At stud:—"Hector of Amsden" A.K.C. 136196, an exceptionally well-bred dog of fine conformation and perfect disposition. Pedigrees, etc., furnished on request.  
L. C. WHITE, Jr.,  
Amsden, Vermont



**Chinese Chows**  
Puppies and grown stock for sale. By Celebrated Champion Chinese Chum, and other well-known sires.  
**Blue Dragon Kennels, - Great Neck, Long Island**  
14 miles from New York City  
Address JOHN DOBSON, Manager

**IRISH TERRIER PUPPIES**  
of both sexes. All from the very best stock.  
For particulars address  
**CLOVERLY KENNELS**  
West Chester, Penna.



**Airedale Terriers**  
Airedales of all ages, for breeding purposes or for "Pals" and watch-dogs in the Country home.  
**Kenwyn Kennels**  
POINT PLEASANT - NEW JERSEY "Levenside Lustre"



**Brindle and White Boston Terriers**  
from the best stock obtainable. Prices \$25 and \$75. Two Pure White Bull Terrier bitches from Championship stock, \$50. All dogs registered with the American Kennel Club. Satisfaction guaranteed. Address J. P. MILLER, JR., care of Salt Town Kennels, 117 Dillaye Bldg., Syracuse, N. Y.

**POMERANIANS**  
Pets for Ladies.—As a pet for wife or daughter there is no dog the equal of the sprightly little "Pom." We have males and female six months to two years, \$45.00 up.  
"THE SHADOW POMS" 1421 Elk St., Franklin, Pa.

**"DOGS IN AMERICA"**  
(Illustrated)  
This bi-monthly caters to Fancier and Novice alike. Special articles and typical dogs exemplified. Full reviews of shows. The one dog man a particularly welcome subscriber.  
ANNUAL SUBSCRIPTION \$2.00  
Address "DOGS IN AMERICA"  
406 World Building New York

**PEKINGESE PALACE DOGS**  
Headquarters in America.  
**The Ai-Gee Kennels, Hartsdale, N. Y.**  
Prize specimens—puppies—often for sale. Bred in the purple. The best are cheapest.  
Apply to MRS. ALFRED GOODSON

## The Collie: His Good Points Both in Character and Form

BY FRANK T. CARLTON

Mr. Carlton will gladly answer queries pertaining to individual problems connected with the care and training of dogs. Address "Kennel Department," and when an immediate reply is desired, please enclose a self-addressed stamped envelope.

THERE are two kinds of Collies—the "rough," and the "smooth." Both have the same points of conformation, and differ only in coat. Yes, there is another point of difference—the "rough" or long-haired variety is more popular, therefore more familiar in the house and on the show bench. The following general observations, therefore, will have reference to this variety.

The Collie by nature and inclination is a pastoral dog. In the cradle of his race—Scotland—and in many other countries whither he has migrated, he is the shepherd's right hand. His wonderful beauty, high order of intelligence and general adaptability, have taken him largely out of the pastoral sphere, but long years of estrangement have little more than dulled in collies as a breed the instinct that prompts them to guard, marshal, or round-up the flocks of the field. You may prove this by your own Collie—practicing, of course, on your own sheep and cattle. He may be bred in the purple, and have led the city of city lives previously, but show him a flock of sheep and you will see that he feels he ought to be busy somehow. With the least bit of advice, and guidance, he will soon acquire the trick of corraling the lot for you in half the time that another dog would be thinking about it.

The history of the breed is as old, nearly, as Caledonia's hills, but it will suffice us to know that we have the Collie as useful to-day (when demanded) as ever he was, and infinitely more beautiful than his best-looking ancestor.

Collies abound all over the world—particularly the English-speaking world, special proteges of the Scots.

The Collie, among long-haired dogs, is, *par excellence*, the dog of the home. Indeed, no short-haired dog, except perhaps the Fox Terrier, can begin to challenge his place here. In form, the world of dogs knows no creature so attractive, and his intelligence and all-round evenness of disposition have passed into proverb. He is as proud as a Bird of Paradise, and has the instinct of cleanliness, therefore easy to house. He is hardy and strong and valiant—yet never coarse. He errs a bit, perhaps, in using his lungs and legs more energetically than the occasion often seems to warrant, but, that's a fault you readily learn to forgive.

The popular Collie of to-day seems to be the sable and white—he predominates on the show bench, and that is a good index. But should you own a tri-color—black, white and tan—of any merit at all, confess to it now, you never saw anything so superb.

**Ruddington Kennels**

**CHOW CHOWS**

For Sale and at Stud



Address

**JOHN A. McVICKAR**

Mamaroneck, New York

**CHANG FONG**

**ENGLISH SETTER PUPPIES, \$25.** Beautiful Setter Puppies containing the blood of the world's greatest champions. We have a beautiful litter of bright, healthy youngsters, containing the blood, close up, of such famous dogs as Champion Mallwyd Sirdar, Champion Deodora Prince, Champion Cincinnatus Pride, Lanark Lad, Oakley Hill, Tony Boy, etc. These are beautifully marked and now ready to ship. Price \$25 each. Older puppies by such sires as Count Whitestone and Champion Jessie Rodfield's Count Gladstone at \$35 to \$75 each.

**ELMHURST FARM KENNELS, KANSAS CITY, MO.**  
Fifty-ninth and Jackson Avenue.

**TOY WHITE FRENCH POODLES,** young and grown stock. Pedigreed. Prices reasonable. Also Toy Spitz Pomeranian pups. Write your wants.

**Mrs. G. C. ROHDE,**  
Ann Arbor, Mich.



**If You Have a Dog**

You Should Read

**FIELD AND FANCY**

the only weekly in America devoted exclusively to the dog. Sample and Special Trial Subscription Offer on application.

**FIELD AND FANCY, 14 Church St., New York City**

Send your name and address to-day for a **FREE SAMPLE COPY OF DOGDOM** the oldest, largest and only high-class

**EXCLUSIVE DOG MAGAZINE**

published. Fully illustrated. Printed on enamel paper. Beautiful original cover designs. Over fifty pages of dog advertisements each issue.

Price \$1.00 a year which includes three premium pictures 12 x 16 inches, nice enough to frame and suitable for den or study—Address

**DOGDOM PUBLISHING CO.**

Battle Creek

Michigan

**PET STOCK**

**SHEPHERD PONIES**

An unceasing source of pleasure and robust health to children. Safe and ideal playmates. Inexpensive to keep. Highest type. Complete outfits. Satisfaction guaranteed. Illustrated catalogue free.

**BELLE MEADE FARM, Box 19, MARKHAM, VA.**

**PETS** Fine-bred Dogs, Singing Canaries, Talking Parrots, Pigeons, Angora Kittens, Gold Fish, Aquariums and supplies. Guinea Pigs and Rabbits. Send for catalogue.  
**J. HOPE, 35 N. Ninth St., Philadelphia, Pa.**

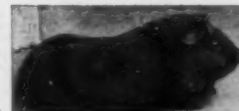
**Rabbits, Flemish Giants**

The King of the rabbit tribe. Matured specimens weighing from 12 to 15 lbs. Youngsters from imported stock at reasonable prices.

**Westvern Rabbitry, 4235 Pearl Rd., Cleveland, Ohio**

**RABBITS AND PET STOCK**

Unrivalled Flemish Giant, Angora, Tan and Polish Rabbits—Peruvian and Smooth Cavies for fancy or pets.



Youngsters for sale, \$1.00 up.

**ELM COVE RABBITRY, Great Neck, L. I.**

An increasing vogue in these latter days is the Blue Merle collie, and this country owns the first "champion" in this color. As a matter of fact, in Collie breeding the United States can challenge the mother country for all-round excellence. It is one of the breeds in which America has been most successful. Others are the Fox Terrier, Beagle, and several varieties of sporting Spaniels.

All good Collies have pedigrees. Don't consider owning any other kind.

If your dog, exclusive of color, for that is a matter of taste, has a skull that is flat, moderately wide between the ears and gradually tapering to his almond-shaped eyes, with a muzzle tapering to his black nose (without being snipey); his teeth meeting evenly; ears small, rather wide at the base and carried semi-erect (tips hanging over) when at attention; straight muscular forelegs; powerful arched neck with a generous frill of hair, body rather long; chest deep with plenty of lung room; loin slightly arched and muscular hind-quarters suggesting speed and propelling power; compact arched toes, soles well padded; with outer coat dense and harsh to the touch and inner coat furry; his tail or "brush" moderately long with a slight upward




The Collie as a breed is as old as the hills, but never so well developed as now

curl at the end; forelegs well feathered, and hindlegs profusely so, above the hocks—if you have such a Collie, and the inclination to enter him in a show, you have a prize winner.

Males run from 22 to 24 inches high at the shoulder, and weigh from 40 to 60 lbs. Females are not built quite so generously.

Faults to look for are: lack of alertness, light eye (except in Merles, which often have blue and white or "china" eyes), pendulous or prick ears, full staring eyes, curly or soft coat, crooked legs, hare-shaped feet, tail carried over back, and (greatest fault of all) an overshot or undershot jaw.

His coat is a Collie's crowning glory. To get and retain such he must be kept in good health, well groomed with a suitable brush and given plenty of exercise. Wash rarely, brush often. Feed liberally but exercise more so, throwing in a few hills if possible.



**GOIN' FISHIN'?**

Come along with us in the

**April Outing**

☞ We promise you a good trip. Fill your creel with **THE FUN OF FISHING, BRITISH TROUT IN YANKEE WATERS, and THE 'LUNGE OF FRENCH RIVER.**

☞ Striving "Sandows" and Physical Culturists, listen to **Dr. Woods Hutchinson's ERRORS IN EXERCISE—"a stitch in time,"** perhaps.

☞ **E. P. Powell** shows you how to take the **FIRST STEPS TOWARD A COUNTRY HOME.**

**SUBSCRIBE NOW**

All News-stands, 25c. \$3.00 a Year

**THE OUTING MAGAZINE**  
315 FIFTH AVENUE · NEW YORK CITY

**DOGS : DOGS : DOGS :** If you are desirous of purchasing a first class dog or puppy of authentic breeding, write me for prices. Over Thirty years a Breeder and Exhibitor enables me to assure my patrons of an honest deal.

**FRED. P. KIRBY**  
817 JERSEY AVENUE

**GLOUCESTER CITY - NEW JERSEY**

**OSOKO**

This Food is manufactured by Spillers & Bakers, Ltd., of Cardiff, England, and is in kibbled form. It is the result of many years' experiment and trial and is probably the most complete and scientific diet ever offered to dog owners. It is now being used exclusively in foremost American Kennels.

**H. A. ROBINSON & CO.**  
127 Front Street New York City



Ready April 10th

## Distinctive Homes of Moderate Cost

Edited by Henry H. Saylor

¶ We publish this book in response to an ever-increasing demand for a volume of pictures, plans and descriptions of the most charming homes in this country—not the great estates and show places, but the sort of places that most of us can look forward to building, ranging in cost from \$3,000 to \$20,000.

¶ The illustrations, of which there are more than three hundred, both of the exteriors of houses and their garden settings, and of the principal rooms inside, are all from photographs, reproduced in superb half-tone engravings, with line drawings of the floor plans.

¶ The carefully selected contents include examples in all of the well known architectural styles designed for the country, suburbs, seashore and mountains. Chapters written by authorities cover all sides of the fascinating problem of home-building, interior decoration and furnishing. The relations between the home-builder and his architect, the matter of plans, specifications, contracts, the puzzling problem of extras and how to avoid them—all these subjects are clarified in a most comprehensive and interesting way. Throughout the text are many pages of pictures illustrating constructive, decorative and furnishing details—entrances, doorways, bay windows, outside shutters, chimneys, stairways, dormer windows, built-in china-cupboards, consistently furnished interiors, porches—all grouped so that the reader may, at a glance, compare all the best types.

¶ The chapter headings indicate very roughly the general scope of the text matter in Part I of the book, this being followed in the same volume by the finest collection of moderate-size homes in good taste that has ever been brought together.

- |  |  |
|--|--|
| Chapter I. The Home-builder and the Architect                      | Chapter VIII. Built-in Conveniences, Wainscoting and Bookcases |
| II. Building Materials: Their Respective Merits, Defects and Costs | IX. Floors and Floor Coverings                                 |
| III. Constructive Details: the Roof, the Cellar, Windows           | X. Wall Coverings, Portieres and Window Draperies              |
| IV. The Porch, the Terrace, Enclosed Porches and Sleeping Porches  | XI. Furnishing and Decorating the Bedroom                      |
| V. The Fireplace   | XII. Furniture   |
| VI. Heating Systems and Water Supply                               | XIII. Picture Hanging and Ornaments                            |
| VII. Lighting Systems and Lighting Fixtures                        | XIV. The Garage  |

**DISTINCTIVE HOMES OF MODERATE COST** is the most complete and authoritative volume on the subject yet published. It is a sumptuous book, size 10 x 12½ inches, superbly printed on plate paper, tastefully bound. **Price \$2.00 net. By mail, postage 25c.**

McBRIDE, WINSTON & CO., Publishers,  
449 Fourth Avenue, New York

Please send me **DISTINCTIVE HOMES OF MODERATE COST**, postpaid, for which I enclose \$2.25



Name.....

Address.....

**McBride, Winston & Co.**  
**Publishers**

449 Fourth Avenue, New York





Ready April 10th

# The Garden Primer

By Grace Tabor and Gardner Teall

**T**HE purpose of this book is to set forth as directly as possible, and without technicalities, the fundamental principles of gardening for the beginner. It presupposes no knowledge of the subject on the part of the reader, and in this it differs from the mass of garden literature already published. It is planned to satisfy the requirements of those who, for the first time, have become interested in planning, planting and caring for a garden, whether it be one of four feet square or four acres. There is nothing in this book that has not been tested at some time by the writers. Therefore, the extreme value of the practical side of *The Garden Primer* will immediately be apparent.

Every branch of gardening is covered in a delightfully practical way—the growing of vegetables and flowers, the use of fertilizers, pruning, cultivating, spraying and the thousand-and-one things that every successful garden maker needs to know. A profusion of illustrations, many of them of the most practical sort in explaining the various garden operations, make the text especially clear.

The matter is supplemented by carefully prepared planting tables, an invaluable guide to the beginner in gardening. The whole contents is carefully indexed, greatly simplifying it for reference; information on any subject contained in the book is thus instantly accessible.

A glance at the fifteen chapter headings will indicate the field which, along the lines indicated, has been covered thoroughly.

### CONTENTS

I Introductory	VI Seedlings and Transplanting	XI Garden Tools
II The Soil	VII Plants and Cultivation	XII Vegetables
III Sorts of Plants	VIII Hotbeds and Coldframes	XIII Flowers
IV Nomenclature	IX Pruning	XIV Calendar of Garden Operation
V Seeds and Sowing	X Garden Pests and Spraying	XV Tables

*Cloth, 16mo, \$1.00 net, postage 6 cents*



McBRIDE, WINSTON & CO., Publishers  
449 Fourth Ave., New York

Please send me postpaid THE GARDEN PRIMER, for which I enclose \$1.06.

Name, .....

Address, .....

.....

# The Prudential

Total Payments to Policyholders since Organization, plus Amount Held at Interest to their Credit over

**360 Million Dollars**

Additional Payments to Policyholders and other Concessions not stipulated in Original Contracts, made Voluntarily to Holders of Old Policies, in the past 20 Years, have cost over

**13 Million Dollars**

Extra Life Insurance Voluntarily added to Industrial Policies in Force over

**24 Million Dollars**



The Prudential New Monthly Income Policy is one of the Most Popular Forms of Life Insurance Ever Issued.

It Provides a Guaranteed Monthly Income to yourself and family.

Send for Information, Dept. 25.

## The Prudential Insurance Company of America

Incorporated as a Stock Company by the State of New Jersey

JOHN F. DRYDEN, President

Home Office, Newark, N. J.



Kelsey Heated, Ardsley-on-Hudson. Oswald C. Hering, Architect, New York.

## THE KELSEY SYSTEM OF FRESH AIR HEATING

If you're building a new home don't put a heating apparatus into it that has not thoroughly demonstrated its economy and efficiency. Don't make the mistake of believing all heaters are alike and that a low price is all that's to be considered.

### THE KELSEY

has been giving the most satisfactory kind of results for 20 years. So satisfactory that 35,000 have been sold to home builders who have investigated. Send now for Reasons WHY booklet and book "OPINIONS."

KELSEY HEATING CO., Makers

Van Evera & Lewis Mfg. Co.

Syracuse, N. Y. N. Y. Office, 156 Fifth Avenue.

808 W. Lake St., Chicago, Ill.

WHEN the lighting fixture is designed to follow the lines of some old Dutch lamp,— but to use the more convenient illuminant, electricity— besides furnishing light for a Flemish or Dutch room, it becomes an appropriate and artistic addition to its other decorations.



## The Enos Company Makers of Lighting Fixtures

Office and Factory: 7th Ave. and 16th St. Salesrooms: 36 West 37th St. NEW YORK

Baltimore: 519 North Charles St. San Francisco: 334 Sutter St. Toronto: 94 King St., West. Pittsburgh: The Norton Company, Century Building. Chicago: The A. Neilson Company, 139 Michigan Avenue. Spokane: Cutter & Plummer, Inc. St. Louis: N. O. Nelson Mfg. Co. Boston: H. F. Esterbrook, Inc., 9 Park St. Portland: J. C. English Company, 128 Park St. Birmingham: R. W. Knight & Company, Los Angeles: Brooks Decorating Company, 696 South Alvarado St.

## INTERIOR DECORATORS

Color Schemes Planned and Executed Stencil Work and Applique Work Samples and Estimates on Request

### BOWDOIN & MANLEY

546 Fifth Avenue New York

## Civil Engineer and Landscape Architect EUGENE PITOU, Jr.

Designs and estimates for improving and constructing the grounds of city and suburban properties.

Ornamental Fixtures Furnished

229 Broadway, New York

Telephone, 6084 Barclay

## PUT TOGETHER YOUR OWN FURNITURE AND SAVE 50 PER CENT

This is what you can do with

### "HOME-CRAFT FURNITURE"

made in beautiful pure Mission styles. We send you the parts of each piece smoothly dressed, accurately cut, ready to put together with all the necessary material for finishing—screws, glue, stains, etc., and complete instructions. You save more than 50% on the finished product and have the added pleasure of possessing an article that is largely of your own handi-craft.

Distinctive things in "Home-Craft" include, besides the staple articles as chairs, tables, and desks, such charming pieces as Plate Racks, Magazine Racks, China Cabinets, Roan Skin Screens, Mission Lamps, Candlesticks, Porch Swings, etc.




Chafing Dish Buffet

Our new book, beautifully illustrated with "Home-Craft" furniture, contains prices and full details. Mailed to any address upon receipt of two 2c stamps to cover postage. Send for it today.

**Home-Craft Corporation**  
406 Caswell Block Milwaukee, Wis.







# MAULE'S SEEDS

ONCE GROWN ALWAYS GROWN

Few gardeners have any idea of the size of the Maule Seed business. To one firm of celery growers I have sold in the last five years over 1,000 pounds of my XX Golden Self-Blanching Celery seed; this year I have already shipped them 200 pounds for their own planting. To another gardener I shipped last year \$550 worth of Maule's Prize Earliest Cauliflower; this year I am getting \$100 per pound for this seed. In one county in New York last season I sold almost 1,000 pounds of my selected Danish Ballhead Cabbage. One of my customers last year cleared up \$3,375 net on 15 acres of Maule's Earliest Valentine Beans, another made \$9,000 net profit on a 50-acre field of White Bush Squash; another, on 300 acres on an Island in the San Joaquin River, in California, made a net profit of \$92,000 on Maule's XX Golden Self-Blanching Celery. In the small town of Sunnyside, Wash., I shipped last year direct to growers 110 pounds of Maule's Earliest of All Tomato seed, while in a small town in Texas, with a population of 25, more than \$3,000 worth of Maule's Seeds are annually consumed.

**I will be glad to send my Seed Book for 1910 to every reader of House and Garden who will send their address on a postal.**

Other facts are that in the last five years I have paid the U. S. Government \$214,-898.07 in cash for postage. For years I have received more registered letters at the Philadelphia Post Office than any other Philadelphia seed house. In my home State of Pennsylvania alone I have 67,801 customers, fully 15,000 more than any other seed house in the country. During the late Boer War more cases of Maule's Seeds, bound for the Transvaal, were held up by the British Army than of any other seedsman, whether French, German, English or American. These facts may prove of interest to readers of House and Garden who do not know Maule. Maule's Seeds have a reputation surpassed by none, equaled by few, and as you can get

## YOUR MONEY BACK IF NOT SATISFIED

you need this book in your business. Send me a postal today and put money in your pocket.

**WM. HENRY MAULE, 1763 Filbert St., Philadelphia, Pa.**



# DECORATING and FURNISHING

## A LETTER

New York, Dec. 22, 1909.

MESSRS. HOGGSON BROTHERS,  
7 East 44th Street,  
New York City.

Gentlemen:—

I want to express on behalf of Mrs. — and myself, our appreciation of and complete satisfaction with the work you have done in decorating and furnishing our home. Not alone are we delighted with it, but, without exception, our friends and guests never fail to express their admiration of the good taste displayed.

We desire also to compliment you on your business methods. You have always given me an estimate of cost before an order was given, and at the end of all the work, it came as a pleasant surprise to find that you had given me credit for a considerable amount which you told me you had been able to save from the estimate of cost.

In conclusion, permit me to say that I hope to have many opportunities of referring other clients to you.

Yours very truly,


(The original letter can be seen at  
Hoggson Brothers' Office.)

# HOGGSON BROTHERS

SEVEN EAST FORTY-FOURTH STREET · NEW YORK CITY.



THE remodeling, decoration and furnishing of town houses can be done with greatest advantage and convenience during the Summer months. To owners who wish to be free from the responsibilities of such work after once passing upon plans, sketches and estimates, the Hoggson Method will appeal strongly. It insures results of high character, completion on time and within the stipulated cost. Inquiries are invited.



## A Butler's Pantry Door

should swing both ways; should close gently and without noise and stop at once at the centre without vibrating. The only way to accomplish this is to use the "BARDSLEY" CHECKING HINGE. It goes in the floor under the door and there are no ugly projections on the door.

JOSEPH BARDSLEY

147-151 Baxter Street

New York City

## Growing the Finest Sweet Peas

(Continued from page 147)

for the purpose must be firmly set in the ground, and also tall and thick, so the vines may not overgrow it or bear it down. At the end of the season the brush can be carted away and burned. During the season it affords a certain amount of shade which the plants will appreciate. If one uses wire supports their permanency will tempt the gardener to replant on the same ground in succeeding seasons, which is not the best course to follow, as Sweet Peas are generally the better for being grown in a new location each season.

### CULTIVATION IN GENERAL

When the plants are up and supports for them properly arranged, continue to keep the soil well cultivated on the sides of the rows, carefully keeping down the weeds by pulling them up before they get any start. Copious watering with clear water, or liquid manure, will do wonders for the plants, and an occasional dusting over the foliage with soft coal soot will not only fertilize the soil, to which the soot will find its way, but will ward off attacks of insect and fungus pests.

### INSECT AND FUNGUS PESTS

The chief of these which attack Sweet Peas are the green and the black Aphis (plant lice) and Mildew. For Aphis spray with a solution made by soaking a bushel of tobacco stems in a barrel of water for twenty-four hours. Spraying with this solution should be done in the evening after all the blossoms have been picked, as the solution will stain the open flower petals. For Mildew spray with Bordeaux mixture, using a solution of one part of this to twenty parts of water. The spraying with Bordeaux mixture must be very thorough.

### ARRANGEMENT OF ROWS

Straight rows, though by far the best arrangement for planting Sweet Peas, are not the only way of planting them. They may be placed in clumps in mixed borders, or in a series of circular rows, or grown in tubs and in window-boxes. For veranda or terrace their culture in tubs is very effective.

## The Essentials of a Good Hedge

(Continued from page 149)

ANDROMEDA (*Pieris Japonica*). Hardy; possesses beautiful bronze color.

FETTER BUSH (*Pieris floribunda*). Hardy; similar in habit to Rhododendron; beautiful green in color.

### MEDIUM-SIZE HEDGE-PLANTS—DECIDUOUS

COMMON PRIVET (*Ligustrum vulgare*). Holds foliage late in season; hardy; stands cutting well.

CALIFORNIA PRIVET (*L. ovalifolium*). Best for sea-side locations.

COMMON BARBERRY (*Berberis vulgare*). Hardy; rich colored foliage at all seasons.

YELLOW WILLOW (*Salix vitellina* var. *aurea*). Compact growth; golden yellow branches; stands cutting well.

ROSE OF SHARON (*Hibiscus Syriacus*). A flowering shrub thriving in any good soil.

SPIREA (*Spiraea Van Houttei*). One of the most beautiful early blooming shrubs.

SPIREA (*Spiraea Thunbergii*). An early spring-flowering shrub.

WEIGELIA (*Diervilla rosea*). Suited to many soils.

HYDRANGEA (*H. paniculata grandiflora*). Very ornamental; rich moist soil.

JAPANESE QUINCE (*Cydonia Japonica*). Fine shrub; spreading spring branches.

AMERICAN BEECH (*Fagus ferruginea*). Forms very compactly when cut young.

## EVERGREEN

ARBOR VITAE (*Thuja occidentalis*). Branches low and stands clipping.

HEMLOCK (*Tsuga Canadensis*). Forms a compact hedge; stands cutting well.

COMMON BOXWOOD (*Buxus sempervirens*). Compact growth; stands trimming well.

RHODODENDRON (*R. catawbiense*). Beautiful flowers; adapted to cool shaded places.

AMERICAN HOLLY (*Ilex opaca*). Suitable for sheltered positions.

MAHONIA (*M. aquifolia*). Hardy, but needs protection in winter to prevent leaves from turning brown.

MOUNTAIN LAUREL (*Kalmia latifolia*). Adapted to cool, shaded places; any soil except that containing lime.

## TREE HEDGE-PLANTS—DECIDUOUS

AMERICAN BEECH (*Fagus ferruginea*). Grows in dense shade; retains leaves late.

ENGLISH HAWTHORN (*Crataegus oxyantha*). Thrives in moist soils.

HONEY LOCUST (*Gleditsia triacanthos*). Thrives in poor soils.

LOMBARDY POPLAR (*Populus nigra* var. *Italica*). Thrives in any soil; fast grower.

MULBERRY (*Morus alba*). Very hardy in nearly all soils.

OSAGE ORANGE (*Toxylon pomiferum*). Very hardy; free from insect and fungus pests.


WILLOW (*Salix alba*). Thrives best in moist soils.

## EVERGREEN

HEMLOCK (*Tsuga Canadensis*). Very graceful; conical in form; suited to many soils.

BHOTAN PINE (*Pinus excelsa*). Similar to White Pine but more hardy and of greater dignity of growth.

NORWAY SPRUCE (*Picea excelsa*). Suited to northern states; beautiful pendulous branches.



# NABISCO

## Sugar Wafers

Dainty serving is intimately associated with dainty edibles. Time, place and occasion may determine the elaborateness of the successive courses, but desserts of all descriptions, ices, creams and sherbets, mark the climax of the art of cookery and refined service, when accompanied by NABISCO Sugar Wafers—the consummation of the ideal dessert confection.

**In ten cent tins**  
Also in twenty-five cent tins

TRY CHOCOLATE TOKENS—A dessert sweet with an outer covering of chocolate and a center suggestive of dainty Nabisco.

### NATIONAL BISCUIT COMPANY



A. E. Bowd, Archt., Lansing, Mich.

Why does that house harmonize so beautifully with its surroundings?  
Because it is stained with

#### DEXTER BROTHERS' ENGLISH SHINGLE STAIN

which not only gives that artistic effect but preserves the shingles longer than any other stain or paint manufactured. Send for samples.

#### DEXTER BROTHERS' COMPANY

105 Broad Street, Boston      Branch Office: 542 Fifth Avenue, New York  
AGENTS—H. M. Hooker Co., 651 Washington Blvd., Chicago; John D. S. Potts, 218 Race St., Philadelphia; F. H. McDonald, 619 The Gilbert, Grand Rapids; F. T. Crowe & Co., Seattle, Spokane, Tacoma, Wash., and Portland, Ore.; F. S. Coombs, Halifax, N. S.; M. D. Francis, Atlanta, Ga.



## Cottage Furniture

LEAVENS MADE

FOR SHORE AND MOUNTAINS

¶ There is no instance where an example of the individual taste is more conspicuously displayed than in the selection of appropriate furniture; Leavens Furniture gives an unlimited field for its exercise.

¶ Simple in construction and design, artistic in effect. Especially adapted for Shore and Country houses. Of solid oak construction and finished to suit the individual taste, or to match surrounding interiors. If so desired, furnished unfinished.

¶ The privilege of allowing the buyer to select a finish to conform to his or her ideas, is an original idea with us and does not mean any additional expenditure.

¶ Safety in ordering from us is assured, for satisfaction is guaranteed.

¶ Send for set No. 6, consisting of 200 illustrations.

**WILLIAM LEAVENS & CO.**

MANUFACTURERS

32 Canal Street, Boston, Mass.



Iron Railings, Wire Fences and Entrance Gates of all designs and for all purposes. Correspondence solicited; Catalogs furnished.

# FENCE

Tennis Court Enclosures, Unclimbable Wire Mesh and Spiral Netting (Chain Link) Fences for Estate Boundaries and Industrial Properties—Lawn Furniture—Stable Fittings.

**F. E. CARPENTER CO.,** 253 Broadway New York City

RED CEDAR (*Juniperus Virginiana*). Will grow well in a variety of soils in many localities.

### A Hedge Plant the People Ought to Know

THERE is a demand for a tall-growing, vigorous hedge plant that is hardy in our northern latitudes. There is a plant that meets all of these requirements, known to the trade as *Aralia pentaphylla*,—its scientific species is *Acanthopanax pentaphyllum*. This plant has, for years, been used in borders as a decorative plant. It occurred to the writer some time ago to use it in a formal hedge. Being familiar with the characteristics and habits of its growth, we used it for a hedge plant the first time it was ever used to our knowledge, and the experiment was a success. Since that first planting we have used it frequently and always to the admiration of those for whom it was planted.

The following are its characteristics: It is a clean, vigorous plant that never kills back in our northern latitude. It lends itself kindly to the shears, can be trimmed to any desirable height and will make a hedge, if desired, eight or nine feet tall. The stocks are covered with stubbed spines which make it rather difficult for small animals to go through without being punished.

The plants should be set in two rows, eighteen inches apart, alternating them, and the rows themselves nine inches apart. In this way a hedge is produced that is as solid as a board and will not allow cats and dogs to run through it. The plants can be set four or five feet high to start with and in a year or two they will grow up to any height that is required, to the extent of eight or nine feet. When it has attained the height desired, it should be cut off and kept to a uniform height by annual pruning. It does not grow laterally so as to cover a wide extent, but can be kept to a width desired with very little pruning.

W. H. WYMAN.

### More Gardening Information

NEW readers of HOUSE & GARDEN will find in previous numbers of the magazine for this year many articles of value supplementing those which appear herein this month. Among them, "When, What and How to Spray," "Planting Trees for Air, Light and Shade," "Grow Your Own Vegetables," Part II., "The Whole Art of Growing Melons," "Garden Entrances," "Why You Should Grow Primroses," "Asters for the Million," "Chicken Wire in the Garden," "Shrubs for Dry Soils," "Concerning Soils," "Planning for a Succession of Bloom Through the Day," "The Garden Herbarium," are all in the March number; "Boundary Lines and Boundary



### SUPERIOR FLOOR COVERING

CREX has long been recognized as the most economical of floor coverings. From the viewpoint of service, appearance and as a saver of housework, it outclasses all others.

Considering the price, which is less than that of ordinary carpet, CREX is the cheapest floor covering of the age. It is almost indestructible, appropriate for any room or any season, and harmonizes with all decorations.

**Rugs** In all sizes of exclusive designs and beautiful colors.


**Carpets** Solid colors—plain and striped effects—in all widths.

**Caution:** Avoid Imitations—The genuine bears the CREX label.

Sold by all up-to-date Carpet and Department Stores. Send for Free Booklet No. 46. Beautifully illustrated.

**CREX CARPET COMPANY**  
377 Broadway, New York

### THE BEST SASH CORD MADE



**ROOKWOOD FAIENCE WAINSCOT** with frieze in two colors, molding and sanitary base, all in the fine Mat Glazes of Rookwood.

**ROOKWOOD POTTERY COMPANY**  
Cincinnati  
Eastern Office 1 Madison Avenue, New York



Planting," "Potted Bulbs for Garden Bloom," "All the Birches Worth While," "Some Old Colonial Gateways," "Propagating the Gladiolus," "Pansy Culture," "Planning a Vegetable Garden," in the February number; and in the January number, "Screening, Emphasizing and Revealing Objects or Views," "Planning the Garden on Paper," "Japanese Gardens." In addition to these articles the regular department of Garden Suggestions (appearing each month) will be of the greatest service to everyone interested in plants and planting.

### Congenial and Uncongenial Furniture

(Continued from page 141)

taking more interest not only in the design of the house, but in its interior fitting as well.

In a large majority of the American homes where refining influence, good taste, and modest means dictate the style of furnishing, there is rarely any period suggestion. The choice of furniture is influenced largely by the requirements of the household, undue ornamentation being avoided, and well made pieces such as are offered by the best makers to-day are selected.

In assembling the furniture in a living-room, for instance, only that which is suited to the room and to the other pieces it will hold should be brought together. A softly toned and well arranged background of walls, floor covering and draperies will ensure an effect that is livable and harmonious.

Often one is possessed of some choice pieces of furniture of pronounced period characteristics, such as an Empire table or console, an Italian carved chair, or one showing the caned seat and carved dark wood frame of Flemish origin. It is quite possible to place and feature such pieces, giving them their full decorative value in a room which has no further suggestion of the period for which they stand.

### Grow Your Own Vegetables

(Continued from page 133)

hardened off, out of their box; carefully tear each one away, keeping as many roots intact as possible. Make a hole with the fingers, trowel, or "dibble" (a pointed piece of wood for setting plants) large enough to receive the ball of roots, and set the little plant in about half way up its stem. With the thumbs and knuckles, press the earth about it and press the plant down as firmly as possible. Then, when you get to the end of the row, come back over it, and still further firm each plant into the ground by pressing down with the ball of the foot, one foot on either side of the plant. Then take a watering-can with the nozzle off, and give the soil a soaking about each plant.

# GLIDDEN'S

## GREEN LABEL

### SUPERIOR WHITE ENAMEL

(GLOSS FINISH)

is the finest quality of white enamel that can be made. It dries quickly, with a beautiful glossy surface that retains its beauty through exposure and wear and does not turn yellow. Is easily kept clean and is not affected by repeated washing. It is intended for use on the finest interior woodwork, and can be used over old varnished or painted surfaces with most excellent results. Can be rubbed to a dull finish.

Price \$5.00 per gallon; quarts \$1.35 each



For sale by paint dealers everywhere. If not at yours, we will send by prepaid express upon receipt of price. Full descriptive price list upon application.

### THE GLIDDEN VARNISH COMPANY

Makers of high grade varnishes for all purposes

6498 GLIDDEN BUILDING

CLEVELAND, O.

# VARNISHES

## FOR ALL PURPOSES




### Gillett's Ferns and Flowers

#### For Dark, Shady Places

There is no corner so shady but that certain ferns and plants will thrive there. There is no soil so light and sandy but that some of our hardy wild ferns will beautify it. For 25 years we have been growing these hardy ferns and flowers and know what is suited to each condition. We can supply ferns for the dark corner by the porch, or ferns and flowers, including our native orchids, in quantity, to make beautiful country estates. Wet and swampy spots, rocky hillsides, dry woods, each may be made beautiful by plants especially adapted to them. Nothing adds greater charm to the home grounds than clumps of thrifty ferns. We also grow the hardy flowers which require open sunlight—primroses, campanulas, digitalis, violets, etc.

Write for my descriptive catalogue. It tells about this class of plants.

EDWARD GILLETT, Box F, Southwick, Mass.



Mercer Boiler for Steam and Hot Water Heating

## Our Heating Boilers and Radiators

are made for the home where the Architect and Owner demand uniform heat in all weather.

The efficiency of our apparatus makes this always possible.

MILLS SAFETY BOILERS

**THE H. B. SMITH CO.**

Factory, Westfield, Mass.

1225 Arch St., Philadelphia



Peonia-Festiva  
Established 1866.

## TREES

3,000 Varieties of Outdoor Shrubs, Roses, Plants, Evergreens

Catalogue FREE  
Illustrates, describes. Tells you how to plant—an invaluable handbook. Get it before placing order  
Address Dept. E.

**Glen Bros.**

Glenwood Nursery, Rochester, N. Y.

It is all a much simpler task than might be thought from the foregoing. If you want to make a really neat looking job of it, take your iron rake and level the surface around and between the plants.

The following dates for planting are for the vicinity of New York, where garden work can usually be begun by the first of April. Plantings should be made earlier or later according to locality and season, allowing a week for each 100 miles north or south. Also read carefully any cultural directions which may come with your seeds, printed on the packets.

**ASPARAGUS.** Set out two-year old plants in trenches three feet apart, in the bottom of which has been put six inches of well rotted stable manure, covered with four inches of soil. Set the plants about twelve inches apart, roots carefully spread out, and crowns covered four or five inches deep.

**BEANS, DWARF.** From May till September. Sow in drills two inches deep, seed one to two inches apart in drills, rows two feet apart.

**POLE BEANS.** Middle of May to June. First, plant in hills three feet apart each way, about two inches deep. Plant eight to twenty seeds. In planting limas, be sure to put in edgewise, that they may push up through the soil when sprouted.

**BEETS.** Sow thickly in drills fifteen inches apart, two inches deep, as soon as ground can be worked. Firm well into soil.

**BROCCOLI:** See directions for cauliflower.

**BRUSSELS SPROUTS:** Set out same as cabbage plants. For fall crop (and they are improved by a little frost) start in May or June in the seed-bed (see garden plan in February article), or in boxes, as directed last month.

**CABBAGE:** Set out as soon as ground can be worked. Early varieties should be put about one and one-half feet apart in two foot rows. Late varieties two to two and one-half feet each way. Start plants for late varieties middle of June to first of July.

**CARROTS:** Sow early varieties as soon as possible, in drills fifteen inches apart, and one and one-half to one inch deep, being sure to have seed-bed finely worked up. Late varieties may be sown up to middle of June.

**CAULIFLOWER:** Care for same as cabbage, but do not expose to frost.

**CELERY:** Prepare a strip of the seed-bed as finely as possible, as soon as the ground can be worked. Sow in inch-deep drills one foot apart, and press into soil very firmly. Sow a few radish or turnip seed with the celery to mark the rows, as the latter is very slow to germinate. Ten or fifteen feet of drill will give plenty of plants. Further directions will be given later.


**CORN:** Make first planting about May 15th, five to ten kernels, three inches deep, in hills three feet apart for the earlier varieties. Later plantings, four feet apart.

## KEEP THINGS GREEN AND GROWING

It will soon be spraying-time. Men anxious for good results, whether for profit or personal satisfaction, will have the right equipment in readiness. There is the right equipment for every spraying purpose among the 40 styles and sizes of Auto-Sprays. Used and recommended by the U. S. Government and State Experiment Stations and by 300,000 Fruit Growers, Gardeners and Farmers. They have proved themselves the most efficient, convenient and all-round satisfactory sprayers made.

Brown's Hand and Traction-Power

### Auto-Sprays



No 1

**THIS HAND-POWER** Auto-Spray No. 1 is just the thing for all such spraying as small trees, berries, potatoes and other vegetables up to 5 acres, and for whitewashing and disinfecting poultry-houses and stables. It has a capacity of 4 gallons; is conveniently carried over the shoulder, and, when fitted with our Auto-Pop Nozzle, will do the work of three ordinary sprayers and do it better with less solution.

**THIS TRACTION-POWER** Auto-Spray No. 28 is better than any other power sprayer, not excepting any steam, gas or gasoline rig. It develops and sustains power to spare for the large operations. No experienced help needed; no expense for power; no breakdowns. Capacity, 250 gallons. Other styles for field crop and vineyard work. All fitted with Non-Clog Atomic Nozzle, etc.

#### Book and Spraying Guide Free

Write to-day, and let us give you the right start with the right outfit. Any Auto-Spray may be returned if not satisfactory, and money will be cheerfully refunded. A postal brings you our book, showing just the Auto-Spray for your needs. Also contains a valuable spraying guide.

THE E. C. BROWN CO.

7 Jay Street, Rochester, New York



Auto-Spray No. 28

**WIZARD BRAND** **Sheep Manure**  
1 BARREL EQUALS 4 WAGON LOADS STABLE MANURE

Kill dried and pulverized. No weeds or bad odors. Helps nature hustle. For garden, lawn, trees, shrubs, fruits and house plants.

**\$4.00** LARGE BARREL. Cash with Order. Delivered to your Freight Station. Apply now

The Pulverized Manure Co., 25 Union Stock Yards, Chicago



## THE PERGOLA

HARTMANN-SANDERS COMPANY

A very interesting pamphlet just issued by us on the Pergola can be had free on request. Ask for catalogue P-27.

**HARTMANN-SANDERS CO.**

Elston and Webster Avenues, Chicago, Ill.  
East office, 1123 Broadway, New York City.

Exclusive Manufacturers of

**KOLL'S PATENT LOCK JOINT COLUMNS**  
Suitable for Pergolas, porches and interior use.

We also publish catalogues P-29 of sun-dials and P-40 of wood columns.

**CUCUMBERS:** If plants have not been started on sod, in the frames prepare hills, four feet apart each way as follows: Dig out about four inches of soil, for a space eighteen inches in diameter. Mix thoroughly in the bottom of this three or four forkfuls of well rotted manure, or handfuls of fertilizer. Cover again, slightly raising the surface of the hill, and plant ten to twenty seeds, covering one inch deep. If soil is dry, give a thorough watering. The hills should be prepared in the same way to receive the plants, if started on sod.

**EGGPLANT:** Do not set out the plants before June 1st. Watch very carefully to keep potato beetles and other troublesome intruders off the foliage. Plants should be set two and one-half feet apart.

**ENDIVE:** For early supply sow in April, but as it is more useful for the fall months, sow in seed-bed in June or July, and transplant.

**KALE:** As this is improved by being touched by frost do not sow until middle of June, and transplant as late cabbage.

**KOHLRABI:** Sow middle of May and later for succession crops. Sow about one and one-half inch deep in eighteen inch rows, and thin out to six to ten inches.

**LEEK:** Start in seed-bed, sowing one inch deep, one short row will be enough.

**LETTUCE:** Set out the started plants as soon as possible, one foot apart, in rows one to two feet apart. Sow thinly, one short row in seed-bed every two weeks for succession crops.

**MUSKMELONS:** Plant the same as cucumbers.

**WATERMELONS:** The same, only hills should be at least six feet apart, and half as many seeds per hill will do.

**OKRA:** Sow middle of May, one to two inches deep in hills two feet apart, in rows three feet apart, and thin to best plant.

**ONIONS:** Sow as early as possible, in rows one-half to one inch deep, and fifteen inches apart. A few turnip seeds will mark the rows, and enable earlier cultivation. If plants have been started under glass, trim off about half of the roots and tops, in length, and set about three inches apart in the rows.

**ONION SETS:** Mark off fifteen-inch rows, and stick the small bulbs, top up, about one inch under the surface, three to four inches apart.

**PARSLEY:** Soak the seed twenty-four hours in lukewarm water, and drill in seed-bed, one-half inch deep, one foot apart.

**PARSNIPS:** Sow thinly first of April in eighteen inch rows, one inch deep.

**PEPPERS:** Same as eggplant.

**PUMPKINS:** Same general directions as for cucumbers, but hills should be six to twelve feet apart, and six to eight seeds. A few seeds may be planted among the hills of corn, at second hoeing, if there is no room elsewhere

**RADISHES:** Prepare a section of the



## He did NOT get Higgin Screens

HE bought the ordinary kind to save a little in first cost. Now he has to *paint, paint, paint* else the netting will *rust* and the frames *warp* and *rot*. Eventually they will do this despite all efforts because wooden frames and common netting *can't* stand the weather. Then a new set will have to be bought, and in the meantime all the family have worried along with *unsightly, stick-fast* screens.

Don't you make the same mistake. Save yourself all future trouble and expense. Get in the first place

## Higgin All-Metal Screens

They *never* need painting. *Never* rust, *Never* rot. *Never* stick. They look and work like new for a lifetime because there is *nothing* about them to give way or change.

The frames are enameled steel or dull finished copper. The channels are metal

too. The netting is solid bronze wire stretched uniformly tight by our patented inside frame—a round rod that holds it taut yet does not bend it sharply at any point. The result is screens that *never* require a particle of attention—screens of *endless* wear.

### SCREEN ONCE FOR ALL

#### Get Higgin Screens now and save money later

Branch offices in all principal cities. Local representatives furnish estimates without charge or obligation. But if we have none in your city we will take measurements, deliver and fit screens, satisfaction guaranteed. Wherever you live you need not take a substitute for Higgin Screens.


Free catalog shows Higgin Screens for various styles of windows and doors, adapted to either old or new buildings, and tells what users think of them. Write today.

### THE HIGGIN MFG. CO.

508-530 Washington Avenue.

NEWPORT, KY.

**Higgin All-Metal Weather Strip**—Zinc and bronze. Always air-tight. Windows never stick. Circular free.



### The Architects of this Charming Little House Were Good to the Owner

They made *all* the window casements opening *out* and equipped them with our Holdfast adjusters and Holdfast fasteners.

The windows *look* well and *work* well, being operated from inside without disturbing the screens or storm sash: he *says* so and we *know* so.

Our free booklet tells why. It's illustrated and worth five dollars to any one planning to build. Get it *now*.

**CASEMENT HARDWARE COMPANY**  
154 Washington Street Chicago

## Proper Furniture

Rooms furnished with odd pieces is the style of to-day, but perfect harmony as well as design and arrangement are essential.

The great popularity of

### Crex Grass Furniture

is due to these very characteristics. It is unique—attractively designed—reliably built and the soft new Baronial brown and natural green shades harmonize beautifully with all decorations.

### Dependable, Distinctive, Proper


Carried by all best furniture shops. Ask for "CREX-EASE" cushions.

Send for illustrated Booklet No. 247

PRAIRIE GRASS FURNITURE CO.,

Sole Manufacturers,

Glendale, Long Island, - New York.



seed-bed, raking in a few handfuls of land plaster, and sow one-half inch deep one short row every two weeks from April 1st on.

**RHUBARB:** Set out plants in April about three feet apart each way.

**SALSIFY:** Loosen the soil to a depth of at least fifteen inches. Mark out the drills fifteen inches apart, and cover the seed with sifted soil for about eight inches in depth.

**SPINACH:** Sow thinly in drills one inch deep, eighteen inches apart. For succession, every three weeks from April to August. Swiss Chard (beet) will give a continuous supply until frost from one sowing.

**SQUASH:** Same as cucumber, except that winter varieties require at least twice as much room. Six to eight seeds per hill.

**TOMATOES:** Set the young plants out in the open ground about May 20th, three feet apart each way. Prepare stakes or other supports to use as soon as they have become well established.

**TURNIPS:** Sow in April, and later for succession crops, thinly in one-inch drills, fifteen inches apart.

In the next article of this series will be taken up methods of cultivation, and the care of the started crops.

## Planting Shrubs for Mass Effects

(Continued from page 138)

above it on the paper—this for convenience in carrying the distances and lines from one to the other—and then proceed to the planting detail.

The matter of lines and forms sounds very dry and technical when one is longing for lilacs and roses and all the summer's sweetness, and I can well imagine the impatience with which many a heart will burn at the idea of calculating beauty in so unpoetical a fashion. But the most careful calculation is all that genius is, really—an "infinite capacity for taking pains"—and no lovely garden ever just happened. Consciously or unconsciously its creator has calculated every effect of line as well as color, of background and foreground, of light and shade.

And so I have placed the emphasis on plan and line especially, for just the reason that the thought of them is so hateful to so many. They are classified in the adult mind about as scales and five-finger exercises and grammar are in the child's—things to be slid over and gotten around by hook or crook if possible. But believe me, you cheat yourself on your garden by such evasion as much as you would have cheated yourself on your English if you had been allowed free rein as a youngster.

At last, however, with the plan and sky line outlined before us, we can go on to the joyous phase of shrub planting—the phase which has to do with their greenery and their flowers and all their lovely poesy, the phase which is commonly considered to be *real* gardening.



Residence of F. E. Wing, Mechanicsburg, O.  
E. E. Holman, Architect, Philadelphia, Pa.

"The house is framed in the usual way, and sheathed solid with hemlock boards, put on over Sheathing Quilt nailed to the studding."—COUNTRY LIFE IN AMERICA, March, 1907.

### THE COST OF

## Cabot's Sheathing Quilt

for Lining this Entire House was \$36.69

The house will always be warm in winter and cool in summer. The quilt will save enough coal in two average winters to pay for itself, and then it will keep on saving fuel and doctor's bills and making the whole family comfortable as long as the house stands. It is cheaper to build warm houses than to heat cold ones—and more healthful and comfortable.

Send for a sample of Quilt—it is not a mere felt or paper, but a real protection

SAMUEL CABOT, Inc.

141 Milk Street Boston, Mass.

1133 Broadway, N. Y. 350 Dearborn Ave., Chicago  
Agents at all Central Points

## Stanley's Ball-Bearing Hinges

Nothing equals them for hanging doors either in

### Big Public Buildings or Private Dwellings

Two will frequently take the place of three ordinary hinges, and their action is noiseless and perfect. Made in Wrought Bronze and Steel.

## THE STANLEY WORKS

Myrtle Street, New Britain, Conn.  
New York Office: 79 Chambers Street

## Write for Our Free Book on Home Refrigeration

This book tells how to select the home Refrigerator, how to know the poor from the good, how to keep down ice bills, how to keep a Refrigerator sanitary and sweet—lots of things you should know before buying ANY Refrigerator.

It also tells all about the "Monroe," the Refrigerator with inner walls made in one piece of solid, unbreakable, White Porcelain Ware an inch thick and highly glazed, with every corner rounded. No cracks or crevices anywhere. The "Monroe" is as easy to keep clean as a china bowl.



Always sold DIRECT and at Factory Prices. Cash or monthly payments.

## The "Monroe"

Most other Refrigerators have cracks and corners which cannot be cleaned. Here particles of food collect and breed countless germs. These germs get into your food and make it poison, and the family suffers—from no traceable cause.

The "Monroe" can be sterilized and made germlessly clean in an instant by simply wiping out with a cloth wrung from hot water. It's like "washing dishes," for the "Monroe" is really a thick porcelain dish inside.

The high death rate among children in the summer months could be greatly reduced if the Monroe Refrigerator was used in every home where there are little folks.

The "Monroe" is installed in the best flats and apartments, occupied by people who CARE—and is found today in a large majority of the VERY BEST homes in the United States. The largest and best hospitals use it exclusively. The health of the whole family is safeguarded by the use of a Monroe Refrigerator.

When you have carefully read the book and know all about Home Refrigeration, you will know WHY and will realize how important it is to select carefully. Please write for book today.

Monroe Refrigerator Co., Station 16, Cincinnati, O.

## Ives' Patent Window Stop Adjuster

PREVENTS DRAFTS, DUST AND WINDOW RATTLING.



THE ONLY Stop Adjuster made from one piece of metal with solid ribs and heavy bed that will not cup, turn or bend in tightening the screw. Manufactured only by The H. B. IVES CO., New Haven, Conn., U. S. A. (Fifty-page Catalogue Mailed Free.)

## SPEAR'S

New Cooking Range

New Warm Air Distributors

Open Grates and Stoves for Wood and Coal

Special Stoves for Laundry, Stable, Greenhouse, Etc.

Steam and Hot Water Heating Systems

There are many reasons why you should have only Spear's Heating and Cooking Appliances—the most modern, efficient, and economical


IN YOUR COUNTRY HOME.

Write to-day for further information and estimates. Hotels and Institutions receive special attention.

James Spear Stove and Heating Co.

1014-16 Market Street Philadelphia, Pa.

**COUCH HAMMOCKS \$10.00**  
 LAST A LIFETIME Charges Prepaid



Quality. Durability. Solid Comfort  
 For Outdoor or Indoor Use

**McClellan's Window Awnings**

Not a Luxury, but a NECESSITY

BLUE AND WHITE BROWN AND WHITE  
 OF GREEN AND WHITE STRIPE

With frame and fixtures complete. Can be put up in 5 minutes.

30 inches wide	.....	\$1.50
32 " "	.....	1.75
34 " "	.....	2.00

CHAS. P. McCLELLAN, Fall River, Mass.



**CYCLONE** Ornamental Fences and Gates are giving satisfaction to thousands. Our 1910 Catalogue tells. Big Strong Farm Gates built to stand use and abuse.  
**THE CYCLONE WOVEN WIRE FENCE CO.,**  
 1232 E. 55th St., - - Cleveland, O.

**Banana Bulbs** Beautify your lawn or garden with banana trees. As ornamental and stately as palms. Grow much quicker. Can be grown out doors after frost. \$1 each, six for \$5, by registered mail.  
**ORO FRUIT CO., - Box B, Juana Diaz, - - Porto Rico**

**"AMERICAN" SASH PULLEYS**



are indestructible, cheaper, lighter and better finished than cast pulleys. Made without eyelets, rivets, spuds, or other inadequate methods.

Made with plain axle, roller, or ball bearings. Combination groove for chain or cord. Coated with a rust proof lacquer.

Each pulley is carefully inspected and guaranteed perfect.

Samples furnished.

Our catalog shows the full line.  
 Send for a copy.

**THE AMERICAN PULLEY CO.**  
 MAIN OFFICE & WORKS PHILADELPHIA, U.S.A.  
 Chicago Branch, 124 S. Clinton St.

Briefly, there are five things constantly to have in mind when grouping shrubs: their height, their time of flowering, their flower color, their habit, and their preference for sun or shade. And there are two things to be aimed at in every mixed shrubbery border: succession of bloom and harmonious coloring. The profile drawing will show locations as to height, the ground plan locations as to spread—or habit. These two are therefore practically disposed of and predetermined, so the questions of inflorescence and sun or shade are all that one need trouble about.

The plan here given is detailed under the assumption that it is in full sun. The same shape on the ground and in profile could be arranged if it were in partial shade, or even altogether without sun. The latter circumstance would hardly be likely to arise though, with a border of this extent.

Finally, though I have said it so often that I am almost ashamed to say it again, let me urge the open center. Confine shrub masses to outer edges or boundaries, leaving broad sweeps of lawn framed by them but never cut into by either beds or solitary bushes. The single shrub which the plan shows at the end of the mass and the one isolated from it yet a part of it midway, are not exceptions to this rule, for neither of these breaks the continuity of the mass.

That is the test always—the continuity of the mass, whether that mass is lawn, flower border, shrub border or woods and thicket.

**Flowers and Shrubs for Shaded Places**

(Continued from page 157)

biennial, blooming the second year. In May Bleeding Heart (*Dielytra spectabilis*) will form a lovely clump of bloom, the graceful sprays of its pink and white flowers overhanging the fern-like foliage which in itself is highly ornamental. This is one of the most easily grown of the hardy perennials, requiring little more than to be planted in a half-shaded position and let alone for several years. It should not, however, be allowed to become choked with weeds, but should be kept clean and cultivated occasionally. A light dressing of manure should be forked in about the roots each spring, and if the location is at all exposed it will be well to protect the plants with a mulch of leaves during the winter season. The native *Dicentra cucullaria* may be grown in connection with the cultivated form of the *Dielytra* coming into bloom a month earlier. It is very dainty, and makes a lovely border for an early bed of the larger Bleeding Heart.

One of the most satisfactory plants for shaded places is found in the Meadow Sweet.

For lighting up a shady corner there is nothing more cheery than the Trollius or Globe Flower with its great Buttercup-

**Paint Plays An Important Part in Decoration**



**FAMILIAR** as everyone is with colors, the actual choice of tints for decorating the interior or exterior of the home

often proves a difficult task.

¶ But with the aid of our "Dutch Boy Paint Adviser No. 91" correct decision becomes merely a matter of selecting the particular arrangement you prefer from a group of color plates showing many different color schemes. It is free. Send for it.

¶ Having chosen the color scheme with care, choose your paint still more carefully; otherwise, the beautiful color-scheme may vanish in a few months. Insist that the paint be mixed for the job, using pure white lead ("Dutch Boy Painter" trade mark) and pure linseed oil. Then, and then only, will the color plan be carried out both durably and economically.

Our Pure White Lead ("Dutch Boy Painter" trade mark) is now packed in steel kegs, dark gun-metal finish, instead of in oak kegs as heretofore. Ask your dealer.

**National Lead Company**

An office in each of the following cities:

New York Boston Buffalo Cincinnati Chicago  
 Cleveland St. Louis  
 (John T. Lewis & Bros. Co., Philadelphia)  
 (National Lead & Oil Company, Pittsburgh)

**CAMBRIDGE GARDEN FURNITURE SHOP**

6 PEARL ST.  
 CAMBRIDGE  
 MASS.



THIS SEAT IN CHESTNUT \$15

REPRODUCTIONS OF OLD ENGLISH AND COLONIAL GARDEN SEATS OF WOOD

**T**O THE housewife who does her own work, or the woman who feels a keen interest in reducing the labor of servants, the Bissell "Cyco" Ball Bearing Carpet Sweeper makes its strongest appeal, as it reduces the labor 95 per cent, making sweeping a pleasure instead of a drudgery.

**The Bissell "Cyco" BALL BEARING**  
Carpet Sweeper is sold by all dealers. Prices \$2.75 to \$6.50. Buy now of your dealer, send us the purchase slip within one week from date of purchase, and we will send you FREE a fine quality leather card case with no printing on it.

Write for booklet. Dept. 131. Bissell Carpet Sweeper Co. Grand Rapids, Mich. (Largest and Only Exclusive Carpet Sweeper Makers in the World.)



### MONTROSE NURSERIES

If you want quick results at a moderate outlay, send for our complete catalogue of trees, shrubs and plants. We prepare and execute planting plans on the most favorable terms.

Montrose Nurseries

Montrose, West. Co.

New York

**Watch it Grow.**

**KALAKA**  
The Wizard Lawn Producer  
Takes the place of Seed and Fertilizer

How much better a green, well-kept lawn looks. You no longer need bother and wait, only to be rewarded by a few feeble, short-lived blades of grass. Sow your ground with

**Kalaka**

and have a velvet lawn of permanent green. The most wonderful evolution of modern agricultural methods. Saves time—saves trouble—saves expense. All Kalaka needs is water. Choicest seeds obtainable, scientifically blended with just the proportion of rich pulverized dried animal manures required by nature to produce a turf of fine, hardy grass and a lawn of close, firm and lasting green. Lawns with shady spots—worn spots—sun baked spots—spots of all kinds where the vegetation is scanty, can be immediately put in shape. Kalaka, the Wizard Lawn Producer, for "putting greens" on golf links can't be beat.

If your dealer cannot supply you, send us his name and mail us One Dollar (\$1.00) and we will send you, express prepaid, to any part of the United States a five pound package, enough to sow 1,000 square feet of new lawn or renew 2,000 square feet of old lawn. Costs less than common seed—goes further—and provides seed and fertilizer with one application. Used by the largest public park systems in the country. Send for our booklet, "How to have a Perfect Lawn".

**Dormant Sod Company**  
Dept. 7. Union Stock Yards, CHICAGO

like flowers of brightest yellow or orange. A yellow flower always suggests a sunny position, yet there are several strong yellow flowers which do admirably in partial shade, and where shade is compulsory anything which lightens it is to be desired. This the Trollius will do to perfection and one cannot do better than to make a planting of the five or six excellent varieties offered by the florists.

The Spigelia is a rare native plant rarely met with in cultivation in the North, but well worth while. It produces its brilliant red, tubular flowers from June to October. It requires a rather moist location or, failing that, should receive sufficient water for its needs during the season of growth and bloom.

Salvias do quite as well in the shade as in full sunshine and in this position are not so seriously affected by early frosts. I have grown them for years on the north side of the house and also in full sunshine and have always found the north-grown plants entirely successful. I do not think they produce quite the same amount of bloom, but the flowers last longer and seem more perfect than that of the plants grown in the sun, where the corolla drops almost as soon as opened, leaving only the scarlet calyx in evidence. Salvias appreciate very rich soil and a plant given generous treatment is a vastly different plant from one which is half starved and neglected.

For summer bedding in partial shade there is nothing lovelier than the Fuchsia, which will grow and bloom profusely all summer. Plants as stocky as possible should be selected for bedding, and they should be given a soil containing a large percentage of leaf-mold and some sharp sand. The soil from the under part of sods is sure to contain much fine sand, and when mixed with leaf-mold makes an excellent bedding soil for this class of plants. Tuberos Begonias, Gloxinias and Ferns will all thrive admirably on the north side of the house, in window-boxes with a northern exposure or in shady nooks. The *Asparagus Sprengeri* is especially satisfactory for north window-boxes, baskets, or for trailing over shaded rock-work, and there are many low-growing plants suitable for the rockery which may be utilized in this connection. The *Saxifraga*, *Sedums*, *Prunella*, *Primulas*, *Marshallia* and the like may all be grown to advantage by the flower lover who has but a bit of shaded ground to command.

### The Why and How of Pruning

(Continued from page 166)

*Clematis*: On season's shoots; cut down in winter or early spring.

*Evergreen Hedges*: Prune in June, trimming just enough to keep the chosen form.

The final word in pruning must always be "restraint." Dead and weak wood should be cut from shrubs, superfluous branches which crowd a tree should be



### WILSON'S OUTSIDE VENETIANS

#### Blind and Awning Combined

THE most practical and useful form of Venetian yet devised; they combine beauty, utility and durability to a degree that no other blind of any kind can equal; suitable alike for town and country houses. Slats can be opened and closed and blinds raised or lowered from inside without opening window. When blind is pulled up entire frame is folded out of sight, making a very neat appearance. Mention HOUSE AND GARDEN for free booklet.

Orders should be placed now for early summer.

**JAS. G. WILSON MFG. CO.**

3 and 5 West 29th Street, New York

Patentee and Manufacturer of Inside Venetians, Porch Venetians, Piazza Venetians, Rolling Partitions, Rolling Steel Shutters, Burglar and Fireproof Steel Curtains. Wood Block Floors.

### THE FIREPLACE


is the feature around which the family life centers. Let it be honest, genuine and built for burning logs.

Send for our "Hints on Fireplace Construction," containing reliable rules for the proportioning of fireplaces and flues, and catalogue of our fireplace Throats and Dampers, Iron Coal Windows, Etc.

**THE H. W. COVERT CO.**

169 Duane Street

NEW YORK



### COUNTRY HOMES

may enjoy city comforts and conveniences at less cost than kerosene, electricity or acetylene, with None of their dangers, by using

#### Economy Gas Machine

Produces gas for light and kitchen fuel. May be lighted the same as electric light, without batteries or wires. Call or write for list of satisfied customers.

**Economy Gas Machine Co.,**  
437 Main Street Rochester, N. Y.

**Your New House**

Won't be complete in its setting until you add "nature's finishing touch"—plant the grounds with our choice, acclimated

**TREES, SHRUBS, VINES AND PLANTS**

This is a simple matter; the cost is very reasonable and our Landscape Department will gladly tell you how to produce the most distinctive, striking effects. Write today. We will forward our handsomely illustrated Catalogue, and will furnish any desired information.

Southworth Brothers, Nurserymen, Beverly, Mass.

Build no fence till you have seen the Ward 1910 Free Illustrated Catalogue on good




### Ornamental Metal Fence and Gates

We can save you money on metal fences and gates, ranging from the cheaper-than-wood kind to the finest ornamental styles. Hundreds of designs, low factory prices. Send postal for Free Catalogue NOW. Save cash; get better-than-usual fence.

**WARD FENCE CO.,**  
Box 155, Decatur, Ind.







taken away—but only a little should ever need doing at one time or season. And only a little will need to be done at one time, if that little is attended to as each year brings it.

As to the manner and fashion of severing a branch or a shoot there is not a great deal to say. Not but that many wrong ways are in evidence, but the right way is simply explained. Large limbs should always be cut as close to the main trunk from which they spring as it is possible to lay a saw—and the cut should always be *parallel* with the main trunk and *not at right angles* to the branch being taken away. No way but this is right, no matter who practices it! In the case of very large and heavy limbs—which ought never to be cut down unless there is a reason absolutely imperative—it is best to remove the limb with two preliminary cuts, trimming the stub down to the proper level of the trunk afterwards. This prevents any splitting down of the limb as it gives way and makes a much neater and better job.

The first of these two cuts should be made from the under side of the limb up, about five or six inches from its rise on the trunk; this should extend more than half way through the limb. Then half an inch nearer the tree trunk make the second, from the upper side of the limb down; and the branch will fall to the ground without splintering or tearing the bark in the least. Then lay the saw flat against the main trunk and take off the stub. This levels the surface and prepares for the healing process which Nature will immediately take up.

Shoots and small branches should always be severed just above a bud, as near to it as possible yet far enough away to avoid injuring it. And in plants on which the buds alternate, an outward setting bud should be the one left at the top of a pruned branch; in this way an outward growing branch will be assured—and that is the thing to aim for.

### Screens and Their Uses

(Continued from page 163)

showing the same tone as your wall covering in the hall. These could be lined on the bedroom side with the chintz, if the color did not harmonize with the room, or a plain soft gray matching your wall covering may be preferable. These curtains should hang on a rod placed about 8 inches from the top of the door and, when the light is required for the hall, could be well pushed back. Arras cloth might prove suitable for such curtains. This material is 50 inches in width and sells for \$1.25 a yard.

Double-faced jute velour would probably supply you the color you desire. This fabric hangs well and is very durable, it is 50 inches in width and costs from \$3 to \$4 a yard, according to quality.

## The Increasing Cost of Living Means that We Must Conserve Our Natural Resources

### Do You Own a Country Estate or Farm, or Expect to Own One?

Then this will be of vital interest to you.

The high cost of living resolves itself down to a matter of the proper cultivation of the soil. Thousands of business men have realized this and are buying farms or country estates—or are placing the lands they already own under cultivation.

But to the man who is unfamiliar with land values or agricultural methods, this involves many problems—problems that unless properly solved at the beginning mean the loss of much time and thousands of dollars. If you are confronted with such difficulties,


## Let Us Advise You

We act as Agricultural Counsellors. We protect you against the unscrupulous real-estate dealer who tries to sell you land at false values, which may be worthless or unsuitable to your needs. We show you how to manage your farm

or country estate along the most efficient and economical lines. We examine the quality of the soil on your farm—tell you the kind of crops that can be best raised in it—and show you how it can be enriched and made more productive.

On our staff we have men who are known nationally as experts on Land, Building, Engineering, Sanitation, Landscape Gardening, Tree-Growing, Produce-Raising, Stock-Breeding, etc. Yet the fee for our services and our assistance is only nominal, and such as you would willingly pay.

Write for our booklet, which tells in detail about the wide field we cover, and let us know what your particular problem is



### The Agricultural Experts Ass'n

GEO. T. POWELL, President

505 Transit Bldg., 5 and 7 East 42d St., New York

### THE MODEL PLANT SUPPORT

for Tomatoes, Peonies, Dahlias, Golden Glow, Chrysanthemums, etc.

will give you more and better vegetables and flowers, besides making your garden one of neatness and beauty.

Your tomatoes will mature more quickly and give you more perfect fruit; your peonies, dahlias and other heavy-blossomed plants will be far more luxuriant where the MODEL SUPPORT is used; your garden will never be scraggly nor untidy.

MODEL PLANT SUPPORTS cost little, can be used over and over again and repay their cost many times in a single season.

Made of heavy galvanized wire, they are strong, light and will not rust.

PRICES:	Per dozen	\$ 1.75
	Per 50	7.50
	Per 100	12.50

Send for catalogue of our full line of flower supports.

IGOE BROTHERS

67-71 Metropolitan Ave.,

BROOKLYN, N. Y.



Grow tomatoes that are larger, more abundant, and without blemish.



Keep your peonies and other heavy-blossomed plants out of the mud.



Cover of our new catalogue of garden furniture in cement and stone—Sun-dials, Vases, Fountains Benches, Tables, Etc. Send for a copy.



### Greenhouses— Our Kind

They are made with an entire iron frame—all possible wood eliminated; quickest to put up—longest to stay up—one that is free from glass breakage. Are attractive, don't look "hot-house-like."

We have been building greenhouses for over a quarter of a century.  
Send for circular.

**Hitchings & Company**  
1170 Broadway New York



CLIMBING AMERICAN BEAUTY

A cross between American Beauty and an unnamed seedling. Color rosy crimson; flower three to four inches in diameter, finely formed on long stems. Blooms very freely in May and June, and occasionally during the summer. Foliage of good size, deep glossy green color; does not mildew; is not subject to black spot, and remains on until frost.

## A Superb New Rose

We have a few plants of our new rose, **Climbing American Beauty**, that are in fine shape for planting this Spring. We did not intend to offer this superb rose until next Fall, but will fill orders as long as the stock lasts at \$2.00 each, postpaid. These are strong plants, not the regular mailing size. A beautiful color photograph of this rose sent on request.

In our Nursery, consisting of over 600 acres, can be found the choicest collection of Fruit and Ornamental trees, shrubs, roses, vines, etc.—the result of over half a century of experience.

### Hoopes Bro. & Thomas Company

Maple Ave. Nurseries West Chester, Pa.

Philadelphia Office:

222-3-4-5 Stephen Girard Building  
21 South Twelfth Street

## Southern Gardening Operations for April

BY A. B. MCKAY

*Professor of Horticulture, Mississippi Agricultural College*

**I**N the South Atlantic and Gulf States, April is perhaps the busiest gardening season of the year. During this month planting, cultivating and harvesting progress simultaneously. Cabbage, onions, English peas, and such hardy or semi-hardy vegetables as were planted during February and early March or, possibly, late in January, are now making most rapid growth and require frequent cultivation. With seasonable weather some of these first plantings should be ready for the table and for shipment by the end of April or early in May. First cuttings from asparagus are usually made early in March, the bulk of this crop being cut in April. Strawberries, radishes, green or bunching onions, turnips, spinach and head lettuce are ready to harvest during the early or middle part of the month. Raspberries, dewberries, blackberries, English peas, and, occasionally, the first Irish potatoes, find their way to the table on or before May first.

White or hoar frost is seldom seen after April fifth. With the best gardeners, April 1st finds strong, stocky tomato plants, showing blooms and fruit clusters and standing in pots or plant bands in coldframes, waiting to be transferred to the open garden immediately after the last frost. Eggplants, peppers, cucumbers, squashes and melons—strong, splendid plants—started in small pots or bands, similar to those for tomatoes, wait in the hotbeds or coldframes a few days longer before being transferred to the garden.

Seeds of these same vegetables planted now in the open ground follow with their harvest immediately after the fruit crop from plants started in hotbeds and coldframes. Beans, okra, and all other warm weather garden crops not heretofore mentioned, may be planted during early or middle April. April twentieth should find every crop on the gardener's list represented and no vacant planting ground save a small plot reserved for successive plantings of such short lived crops as peas, snap beans and radishes.

In the flower garden Snowdrops, Hyacinths and Daffodils go to sleep early in April. Pansies and Violets which for the past sixty days have been literally covered with bloom are giving place to Roses which, save during the late autumn, are now giving their best flowers. April is our month for setting in open ground the tender bedding plants and climbers.

What has been said above applies to the central sections of the South Atlantic and Gulf States. Generally speaking, ten days to two weeks later will apply to respective plantings made throughout the Northern portions of States mentioned. In the immediate Gulf region,

say within fifty to seventy-five miles of the coast, two to four weeks earlier than for the central zone will apply. Florida anticipates dates given for the coast region by days or perhaps weeks as one goes South through this state.

**Planting Evergreens**


**E**VERGREENS are not always successfully planted, and after planting sometimes behave as though something had gone wrong with them. Coming across a man who always had success in setting out evergreen trees and who seemingly never had a failure, the question was asked how he did it. He made no secret of it and told the whole story in a few words. "If you want to have an evergreen tree live never let the sun look at the roots." The directions were to transplant evergreens on cloudy days. The sunshine on the roots killed them and was very likely to kill the tree also. Neither heat nor drying winds appeared to have such an effect upon the root fibers as the rays of the sun. The uniform success which attended the man's work in handling evergreen seemed to be evidence that his system was correct; and it is worth while trying in view of the numerous failures of ordinary methods. The action of the sun upon the roots of other plants may also be the cause for other failures which at times appear to be quite unaccountable. The chemical, or actinic, rays of the sun have a powerful effect on all living organisms, and it would hardly be surprising to find that roots were in many cases extremely sensitive to the actinic rays, from which they are naturally completely protected.

W. E. P.

**Hedge Trimming**

**O**NE of the disagreeable features of hedges in this country is the bare open appearance near the ground. Even when our directions have been followed and early trimming has made the hedge thick near the ground there is usually an absence of leaves at the bottom which is unsightly. No matter how beautiful a hedge may be above if below it has the appearance of being upon legs, the effect is bad.

The reason for this bare strip near the ground seems to have escaped most people and has finally come to be accepted as one of the ugly things that cannot be helped. Finding that a privet hedge can be cut into almost any shape the ordinary person at once concludes that a wall is a good form, or some other straight sided form. Or perhaps the fashion happens to be a long horizontal roll. Now and then some one thinks that a broad flat top with a narrow base will be fine, and then we have a thin mass of leaves on a flat top, supported on a mass of sticks. These results should have taught people a lesson. But it is



We make a specialty of all kinds of  
**ORNAMENTAL, FOREST AND EVERGREEN TREES**  
 Shrubby, Hedge and Herbaceous Plants, Roses, Perennials and Box Plants for Flower Gardens  
 As well as all the best varieties of **FRUIT TREES** Both dwarf and standard  
**Berry Bushes, Asparagus and Strawberry Plants**

We also have the facilities for moving **LARGE TREES**, from ten to twelve inches in diameter, and so obtain immediate effects. Our Landscape Architect can make a plan of your grounds. Do not wait until it is time to plant the stock before you make your plans. Attend to it at once; it is just the time; and then be ready for early planting. Send today for our Catalogue. Any further information gladly given. Address

**THE STEPHEN HOYT'S SONS CO.**

Tel. 79-2

NEW CANAAN, CONN.

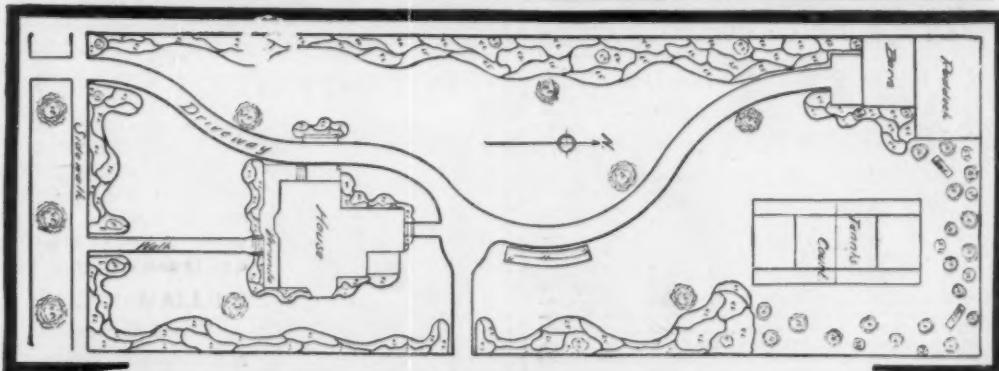


**Perennials**

are the most popular flowers of to-day. In our 1910 Seed and Plant Book, sent free, you will find a very complete list.  
**Shrubs and Trees** for blooming or ornamental effects.  
**Bulbs for planting in spring** and will bloom during summer.  
**Lawns**—the best seed. *Suburban Lawn Seed.* Spraying implements and insecticides.

**H. E. FISKE SEED CO.**

12 and 13 Fanenil Hall Square, Boston, Mass.



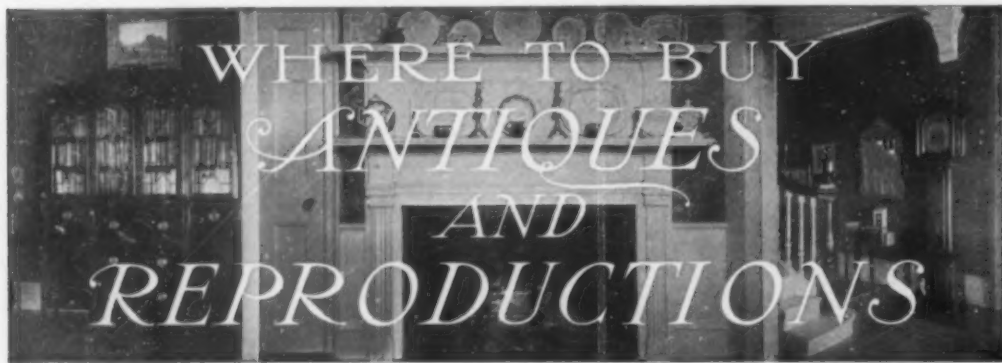
**100 Plans for Lawns and Gardens**

A most helpful book to assist you in making your home surroundings artistic and beautiful. Shows lots of all sizes drawn to scale with key for planting as in the reproduction above. Used by our Landscape Department with great success. Will save you expense and disappointment. With this book we send "Landscape Gardening for Amateurs," full of instructions and suggestions, beautifully illustrated. Contains principles of landscape gardening, styles of gardens, verandas and window boxes, pub-

lic and private grounds, vines, bedding plants, hardy plants, shrubs, trees, hedges, etc., all fully illustrated and described so that you too can be sure of success. Plans and book mailed post-paid for 50 cents, which will be credited to you on any future order of \$5 or over. We shall gladly give you individual advice and help. Our Landscape Department is at our patrons' service free.

**FREE—Catalog of hardy plants, shrubs, trees, etc.**

**Wagner Park Conservatories, Box 478, Sidney, Ohio**  
 Florists—Nurserymen—Landscape Gardeners



## GARDEN FURNITURE



a few years ago, was associated with cast iron figures, rustic benches, etc.

At present we are returning to its original and artistic meaning as suggested by the famous Tivoli Gardens of the Renaissance Period.

Beautifully executed Carrara, Verona and Istrian Marbles, Italian Terra Cottas in Benches, Vases, Busts, Fountains, Jardinieres and Pedestals comprise our selections. Each piece is reasonably priced.

**THE CELLA CLASSIC SHOP**  
INC.  
ANTIQUES-REPRODUCTIONS  
1 East 46th St., New York City  
*Inspection and Correspondence Cordially Invited.*  
D. A. CELLA

### THE FURNITURE OF OUR FOREFATHERS



Never have the graceful lines of the furniture styles of by-gone days been surpassed. But modern craftsmen have added to their utility and refinement of detail, as our showing of furniture of the various periods discloses.

We ask an opportunity to submit designs and estimates for the decorating of your homes.

We display a large selection of period furniture in French reproductions, reproductions in Colonial, Chippendale, Sheraton and Hepplewhite. Reproductions of French antique mirrors, and Sheffield plate, as well as other novelties. Mural Decorations, Fabrics, Wall Papers of every description. Any inquiries will receive prompt attention.

**The J. G. Vallant Company,** 224-226 Charles St., Baltimore, Md.  
Paris Office: Rue Talbot

### I RANSACK 1000 ATTICS ANNUALLY

#### ANTIQUES

From the oldest and best New England homes. Furniture, China, Brass, Copper, Fireplace and cookery utensils. Books, prints, etc. Send for photos, lists and descriptions.

#### HAND BRAIDED RUGS

made by the housewives of Old New England, in all colors and from new material. Send for Rug list and photos.

**RALPH WARREN BURNHAM,**


**Ipswich in Massachusetts**

## Sun Dial Shop

### Antiques

### Interior Decoration

MRS. HERBERT NELSON CURTIS  
22 EAST 34TH STREET NEW YORK CITY  
TELEPHONE 2672 MADISON



## ANTIQUE FURNITURE

Rare China, Pewter,

Old Lamps, Andirons, Etc.

NO REPRODUCTIONS

**HENRY V. WEIL**

698 Lexington Avenue

Cor. 57th Street New York

**Ye Olde Shoppe** *Gabriel Weil*  
Proprietor  
Antique Furniture • Bric-a-Brac • Paintings • Porcelains • Bronzes • Curios  
Relics • 356 Fourth Avenue • near Twenty-sixth Street • New York City • Tel. 5719 Mad. Sq.

### FOUR-POSTER BEDS



True reproductions of the old Colonial "Pine Apple" design. Solid mahogany, finely hand carved, antique dull finish. A piece of great dignity and beauty.

**WILLIAM BOEHM**

Wood Carver

Mount Carmel, Conn.

Write for blue prints

very unfortunate that people prefer to follow the fashions instead of using their eyes and reasoning powers.

Hedges are bare near the base because those portions are in the shade and leaves cannot grow without light. All those forms of clipping which shade the bottom of the hedge leave a bare strip. When a hedge is clipped with walls inclining toward the centre line, leaving the bottom wider than the top, it becomes possible to have the hedge covered with leaves to the very ground. This of course presupposes that our instructions have been followed and a fairly thick base has been secured as the hedge started. When a hedge is considerably narrower at the top than the bottom the light is able to reach the lowest branches and leaves are the result. This gives a wide base instead of a narrow one, and there is then some protection at the point where ordinarily we have no fence at all, for with a bare bottom, dogs, cats, chickens and very often kids find the hedge no obstacle whatever from roaming where they please.

This method of trimming has the advantage of producing a good effect. The hedge has a base and seems to rest on the soil, and not a bulky affair supported on sticks.

W. E. P.

### Collecting Glass

BY MARVIN COLE

THE number of objects in glass that have survived breakage for over a century is extraordinary when one takes into consideration the fragile nature of their material. However, the collector will find many interesting bits of old glass in almost every antique shop, though one may well disregard a noted collector's advice to collect only those pieces anterior to 1820, for much interesting glass, especially Austrian, Bohemian, and French, as well as Russian glass has been made between that date and the middle of the nineteenth century.

The collector of old glass will find much that is worth his while in the literature of the subject which is now fairly exhaustive and generally accessible in comparatively inexpensive volumes.

Perhaps our own collectors are more

### A. D. VAN DYKE

#### ANTIQUe STOCK

From Your Old New England Homesteads



Tall Hall Clocks, Banjo Clocks, Old Mahogany Furniture, Rare Old China, Secretaries, Gilt Mirrors, High Boys, Tables, Chairs, Bureaus, Desks, Bedsteads, Warming Pans, and Candlesticks.

Pewters of All Kinds, Old Franklin Stoves, Etc., Bought and Sold

Booklet and Prices on request

332 Pleasant Street

Worcester, Mass.

interested in American glass than in any other sort. Jamestown, Virginia, had the very first glass-makers in the new world—at least the first civilized ones—two Italians from Venice, who came over late in



This bit of glass miraculously survived the fall of the famous Campanile of Venice, being found in the ruins with only few parts broken

the seventeenth century to show the colonists how glass should be made.

Unfortunately we have extant no authentic examples of the work of these master-craftsmen, which would be great treasures indeed in illustrating the history of glass-making in America.

A little later came the early colonial glass-makers from England to Massachusetts. Early pieces from their factories are more interesting for their design than for their glass quality, as all the better glass continued to be imported from England for many years.

### Grow Your Own Asparagus

BY S. L. DE FABRY

ASPARAGUS, famed for its delicious flavor and healthfulness as a diet, recommends itself deservedly to the high esteem in which it is held as a palatable vegetable.

The growing of it is simple, requiring not any more care than other vegetables; therefore a bed should be included in every home garden, no matter how small and limited in space.

Contrary to the general supposition, any soil will grow asparagus, even a clay soil, if finely pulverized and well worked; but rich, sandy loam is the best.

For home use, plant one year old highly cultivated roots. Two year old ones are generally used, but the younger roots, if full of fine fibres, will sprout sooner, grow faster and outweigh in their

## "Pure, Clear Well-water"


A customer writes: "It affords me pleasure to state that during the last twenty years I have had one of your Hot-Air Engines (8-inch Ericsson) at our house in the country at Edgewater Park, N. J., and am pleased to say that it has been most satisfactory. Although we have city-water brought to our door, the advantages of pure, clear well-water with the aid of the engine are such that we decline to introduce into the house this city-water."

If you dwell in the suburbs, and have reason to doubt the purity of the public water supply, the

### Hot-Air Pump

always offers you a remedy for such conditions, and will always assure you freedom from the dangerous effects of an impure public supply. It guarantees to you that clear, pure, sparkling fluid, which in memory we love to associate with "the old oaken bucket, the iron-bound bucket, the moss-covered bucket which hung in the well."

Remember that these pumps are not steam-engines, but machines of low power which cannot explode, operated solely by hot air, automatic in their action, requiring no skilled attention, so simple that any servant or farmer's boy can start and stop the little flame that gives them life. Wood or coal supplies the fuel, (an oil or gasoline lamp may be used if preferred). The cost of operation is almost nil, while the delivery of water is absolutely certain at all times and seasons. They are independent of wind, weather or frost.



Be sure that the name **REECO-RIDER** or **REECO-ERICSSON** appears upon the pump you purchase. This name protects you against worthless imitations. When so situated that you cannot personally inspect the pump before ordering, write to our nearest office (see list below) for the name of a reputable dealer in your locality, who will sell you only the genuine pump. Over 40,000 are in use throughout the world to-day.

Write for Catalogue K, and ask for reduced price-list.

### RIDER-ERICSSON ENGINE CO.

35 Warren Street, New York  
239 Franklin Street, Boston

40 Dearborn Street, Chicago  
40 North 7th Street, Philadelphia

234 West Craig Street, Montreal, P. Q.  
22 Pitt Street, Sydney, N. S. W.

HOT-AIR PUMP

(Also builders of the new "Reeco" Electric Pump.)

### THE LAWNS OF OLD ENGLAND

Are famous for their wonderful perfection and durability. Such lawns may be produced in our country if

### IMPORTED ENGLISH LAWN GRASS SEED

is used. No weed seeds or coarse grasses. Hardy and beautiful in color and texture. Send for directions — "How to Seed and Keep a Beautiful English Lawn." Free

**BARWELL'S AGRICULTURAL WORKS**  
MADISON AND SAND STS., WAUKEGAN, ILL.  
Established at Leicester, England, in 1800.

Mfrs. of the celebrated English Lawn and Garden Fertilizer.

### A Vegetable Garden

helps to solve the high cost of living problem, and furnishes a daily supply of crisp, fresh vegetables and delicious salads.

### Vick Quality Seeds


are the seeds you need for a successful garden. You may search the world and not find better, and no matter how large or small your garden, you want the best.

### Vick's Garden and Floral Guide for 1910

the 61st edition—contains helpful garden advice and tells about Vegetable and Flower Seeds, Plants, Shrubs and Trees. Send for it to-day—it's free—and don't order your seeds until your copy comes.


**James Vick's Sons**

506 Main Street Rochester, N. Y.



Will bring you  
**\$3.00** California Privet 18-24 inches high will make an everlasting fence for your lot. **100**

**SPECIAL OFFER FOR APRIL**  
C. W. Schneider & Co., Little Silver, N. J.



THE RARE ANDROMEDA FLORIBUNDA. 50c. to \$3 each

A NEW CATALOGUE BEAUTIFULLY ILLUSTRATED

### HARDY NATIVE PLANTS

From the High Carolina Mountains. (4000 to 6000 ft. elevation). No others so Hardy—so Beautiful.

*Rhododendrons, Azaleas, Leucothoes, Andromedas, Kalmias, Ground-cover Plants, Etc.*

**HARLAN P. KELSEY, Owner**

Highlands Nursery, N. C., and Salem, Mass.  
Salem Branch Nursery



## New England Trees and Plants

*New England Grown Means Quality*

The vitality and hardiness of our products are due to exceptional soil conditions and a rigorous climate. Their high quality is due to a thorough knowledge of propagation and cultivation

### New England Homes and Gardens

are the finest in America. Why? They have been laid out and planted by men who know how. Our concern is responsible for the treatment of hundreds of them.

Our 1910 Catalog, *mailed free*, tells the whole story. Don't buy—don't plant, until you have seen it.

The NEW ENGLAND NURSERIES, INC., Bedford, Mass.

## IRISH ROSES

Fruit and Ornamental  
Trees

## EVERGREENS

Extra Sizes for Immediate Effect

*Liberal Discounts on Large Orders*

Our Catalogue is a cyclopedia of information to the planter

LANDSCAPE DEPT.  
69 Hamilton Place

ROSEDALE NURSERIES

S. G. HARRIS  
Tarrytown, N. Y.



## ASPARAGUS

My stock of choice roots for 1910 is very large and extra fine. Six varieties of healthy, thrifty one and two year-old roots. Special prices on large orders. Complete cultural directions with each shipment.

Write to-day for Free Catalog of Trees, Strawberry Plants  
Vines, Garden Tools, etc., Spray Pumps and Spraying Calendar.

ARTHUR J. COLLINS,

Box "Y"

MOORESTOWN, N. J.

## CALIFORNIA PRIVET

Best of the Hedge Plants—an ideal hedge for lawn purposes. A quick grower. No thorns. Easily trained. California Privet is generally known and universally popular. Particularly suitable for private grounds. Perfectly hardy and almost evergreen. Large stock. Prompt shipments. Order early.

Write to-day for Free Catalog of Trees, Strawberry Plants  
Vines, Garden Tools, etc., Spray Pumps and Spraying Calendar.

ARTHUR J. COLLINS,

Box "Y"

MOORESTOWN, N. J.



## A Substitute for Bordeaux Mixture

10-gal. keg, making 1,500 gallons Spray, delivered at any R. R. station in U. S. for \$12.50. Prompt shipments. Write to-day for full information

B. G. PRATT CO., Mfg. Chemists

50 Church St., New York City



## ORCHIDS

We are specialists in Orchids, we collect, import, export, grow and sell them exclusively.

Illustrated and descriptive catalog and price list on application.

LAGER & HURRELL

Orchid Growers and Importers SUMMIT, N. J.

products at maturing, poorly grown two year old ones.

Planting can be done any time in Spring and as late as June. Formerly, it was deemed of great importance to transplant in the dormant state; but experience has taught that roots, sprout in the seed bed, properly handled, will push forward much more quickly and will make better growth, besides the spears are visible and only well developed ones need be selected, which where it is impossible to discriminate when roots are dormant.

In referring to an asparagus bed, I do not wish to conform the idea of a square space with paths, like a flower bed. The term bed applies here to rows three feet apart and as long as you wish, the roots planted twenty inches apart in the rows.



These plants, ready for setting, have had a start, thus enabling the gardener to discard the winter-killed roots

This is the minimum distance. If space allows it, it should be increased to four feet and twenty-four inches, respectively, as room is needed later for the roots, which, on mature plants, grow three feet away, in every direction, from the crown; entangling must be avoided.

As to varieties, the older sorts, like "Conover's Colossal", "Barr's Mammoth", and "Palmetto", have been excelled by a newer kind, the "French Argenteuils", used very extensively of late. If genuine, this can be grown to a giant size, of rich, melting flavor and, if properly cultivated, the cuttings are eatable to the end of the stalk.

The selected ground for the bed should be well drained, level and have sun exposure. Avoid the immediate vicinity of old shade trees. Prepare the ground by broadcasting well rotted manure in a layer of a depth of six to eight inches, then spade in deep, twelve inches or more; afterwards, with a steel rake, level and finely pulverize the surface soil.

For a permanent bed to last twenty years or more, the roots must be planted fifteen inches deep. The crowns grow upwards a trifle every year, besides the winter wash-outs have to be reckoned with, therefore less depth is not recommended.

In field culture, trenches of suitable depth are dug, in which the roots are

(Continued on page xxxii)



## SEEDS

BEFORE YOU BUY


## SEEDS

Ask us for a copy of our 1910 catalogue, it will tell you all about the seeds, plants and shrubs we sell—our prices will interest you. We mail it free.

H. E. FISKE SEED CO.

12 and 13 Faneuil Hall Square

Boston, Mass.



## NOVELTIES!

French Asparagus  
Hungarian Raspberries  
Giant Strawberries!  
Cal. Privet and Rare Shrubs!

Write to-day for artistically printed Leaflet  
S. L. deFABRY Grower of Novelties  
Little Silver, N. J.

See Asparagus Article in this Issue.

## Horsford's Hardy Plants

for Cold Climates  
FLOWER SEEDS THAT GROW

You may not live where the winters are so cold as to kill back your flowers, shrubs and trees, but if you are troubled in this way, better try Horsford's hardy kinds which he grows up in cold Vermont. He has a long list that do well up there. It pays, in cold countries, to use the kinds best fitted for cold climates. His new catalogue offers a lot of things you would like to know. Ask for it.

FRED'K H. HORSFORD Charlotte, Vermont

## WHAT ARE YOUR TREES WORTH?

What is that big one worth to you in dollars and cents? In pleasure? In comfort? Or those trees along the street or drive-way?

You cannot replace them in your life-time,—can you afford to neglect them?

Have you an Orchard that does not bear as it should? This can be remedied.

We can give you honest, intelligent and scientific work without over-charging you. Write for particulars and references.

C. E. PERSONS & COMPANY

Architects & Engineers,

2029 E. 40th Street, Cleveland, Ohio

LANDSCAPE GARDENERS

TREE SURGEONS

ORCHARD EXPERTS

1012 State Street, Erie, Penna.

## HARDY GARDEN FLOWERS



The spirited and perpetual charm of the hardy garden has won for it wide and intense enthusiasm. Natural and restful in general effect, it has an ever-varying and ever-appealing beauty. Throughout the season the hardy garden flowers afford something of interest—something new every day. Even a few hardy plants will afford most satisfactory and pleasing effects, and their permanence makes them, in the end, more economical than the annuals of which the first cost may be less.

### The New Biltmore Nursery Book, "Hardy Garden Flowers"

Is entirely devoted to this class of plants, in recognition of their superior merits and increasing popularity. It maintains the standard of our former catalogues as a specimen of the highest attainment in the illustrative and printing arts. 64 pages and covers, with readable descriptions and produce in pictures of pleasing gardens planted with hardy flowers. Every copy of "Hardy Garden Flowers" costs us over 30 cents, mailed, but we will gladly send you the book free, if you love flowers and expect to buy hardy plants in the early future.

**BILTMORE NURSERY, Box 743, Biltmore, N. C.**

## The Morris Nursery Co.

Offers all kinds of

**Trees, Shrubs, Evergreens,  
Vines, Roses, etc. . . .**

Write for Catalog.

Our landscape gardener, who has just returned from Europe, can make plans and lay out grounds at a moderate charge.

**The Morris Nursery Co.**

West Chester, Chester Co., Pa.

Send postal and see how larger and

### Better Fruit,

Larger and

**Better Vegetables and  
Freedom from Insects**

are secured by using


**Bowker's**

## "Pyrox"

It kills all leaf-eating insects, caterpillars, etc., prevents unsightly blemishes; also improves color of apples, pears, peaches, etc. It increases yield of potatoes and vegetables. Enough to make 50 gals. solution \$1.75. Booklet free. No experiment. Introduced 1898.

**BOWKER Insecticide Co.,  
Boston, Mass.**

Also Specialties for Scale Insects, etc. Bring all your outdoor "Bug" troubles to us.



## GIVE YOUR HOME A PROPER SETTING

An attractive Home must have attractive grounds. The approach must be inviting, barren spots beautified, incongruous effects eliminated and the entire landscape made harmonious with the house itself.

All home-owners must recognize the intrinsic value and general satisfaction resulting from proper landscape development. Yet some hesitate to improve their property on account of the expense—others because their grounds are small.

If you have any space for planting whatever, whether your home is old or new, large or small, you can now afford to complete its artistic beauty by our method.

### LANDSCAPE ADVICE AND PLANS WITHOUT COST

You are offered the services of our large staff of professional landscape gardeners, practical growers, and expert planters; men who have designed and executed artistic and scientific effects, who have grown and worked with plants all their lives.

Without any charge, we make and send you a complete plan for beautifying your city or suburban home. This saves you the usual professional fee and large expense bill.


Besides, we quote you the exact cost of the improvement—the price of the necessary nursery stock to work out the ideas. If our plan and quotation are not acceptable, they cost you nothing.

We own 1200 acres of nursery stock and guarantee everything sold.


### WRITE FOR THIS BOOK—"BEAUTY OUT OF DOORS"

It explains our method fully, describes and illustrates ideal landscape development, and is worth considerable to any one interested in the subject.

Our complete descriptive catalogue of fruits, ornamental trees, shrubs and flowers sent upon request.



**Brown Brothers Nurseries**  
Dept. H, Rochester, N. Y.



## HAVE YOU A YARD

For Roses, Shrubs, Climbing Vines, Ornamental Trees, Imported Evergreens, Fruit Trees, Small Fruit Plants, Grape Vines, Etc.

We make plans for laying out your grounds, and offer the greatest bargains in the finest selection of ornamental and fruit stock in the country.

Thirty-four years of square dealing has enabled us to attain our present standing as one of the largest nursery firms in the country.

Write at once for our Free illustrated catalogue, containing plans and suggestions for all kinds of Gardening and Landscape Work.

**ALLEN L. WOOD,**  
Woodlawn Nurseries,

571 Culver Road,  
Rochester, N. Y.



## Aids to Cleanliness



\$5.00  
Delivered East of  
the Mississippi

**The Imperial Sanitary Table**  
Made with our composition top, smooth as glass, stainless and not affected by heat. Does away with foul-smelling unsanitary oil-cloth. Frame of hard wood, white enameled.

**The Imperial Floor**  
is germ-proof, fire-proof, water-proof and practically wear-proof. It can be laid over any old or new floor without expensive preparation and presents a smooth, warm, non-slipping surface without cracks or crevices to collect dirt or germs.  
The ideal flooring for private houses and public buildings. Samples FREE. Reliable agents wanted.  
**THE IMPERIAL FLOOR CO.**  
Mill and Furnace Sts., ROCHESTER, N. Y.

### Are you interested in your garden?

Our new handbook of trees, evergreens and hardy plants is ready for distribution. Would you like a copy? It is the most valuable book of its kind. In it this Spring, in addition to a most complete collection of ornamental plants, are:



Special Hardy Garden Offers  
Big Shrub Offers  
Meehans' Mallow Marvels  
Pot-grown Japanese Lilies  
American-grown Japanese Maples  
Best Dahlias  
Complete Hardy Chrysanthemum List

Send 10 cents and let us send you three numbers of "Meehans' Garden Bulletin".

A new garden paper distinct from all others. The men who write for it are not journalists but practical gardeners.

The information in it is refreshing, practical and of untold value to the gardener.

**THOMAS MEEHAN & SONS, Inc.**  
Box 40, Germantown Philadelphia, Pa.

# Thorburn's Seeds

**ABSOLUTELY RELIABLE**

Not Like the Ordinary Kind

**OUR CATALOGUE MAILED FREE**

Don't place your order until you have secured a copy.

Our catalogue differs from other catalogues, just as *Our Seeds* differ from other seeds.

**Thorburn's Famous Grass Seed Mixtures** for Lawns, Golf Links, Tennis Courts, Polo Grounds, etc.

**J. M. THORBURN & CO.**

Dept. H

33 Barclay Street New York

## MONTROSS METAL SHINGLES



For Durability, Service and Economy, there is no superior roofing. 21 years' test proves they last the life of the building.  
Sure protection against fire and lightning, and rain, hail and snow storms.  
Embossed, then galvanized or painted, and make an attractive roof. Won't crack or break, and will stand hardest kind of service. Use them when you build, or if you recover any roofs. Sure to give constant satisfaction. Illustrated free catalogue gives testimonials, prices and full information.



Montross Victor Shingles

### 75c Cactus for 28c

**Grow Cacti**—Easiest of all flowers to grow, indoors or out; you can't kill them. Immense variety of forms and species. Exquisite flowers. 1 to 5 inches wide, in scarlet, yellow, purple, etc. We are in the heart of the cactus country, and ship the strongest plants only. Note these **Special Introductory Offers**—This rare Cactus (*Ec. dasyacanthus*), beautifully colored spines, bears exquisite 2 to 3-inch golden flowers, price 75c, with directions for growing, mailed for only 28c. Eight small Cacti, assorted, all bloomers, prepaid for \$1.00. Send with order names of two flower-loving friends and we will add free sample of our delicious Mexican Cactus Candy. **Free Catalogue**, "Cacti and How to Grow Them." **GET IT TO-DAY.**  
**THE FRANCIS E. LESTER CO., Dept. B44.** Mesilla Park, New Mexico



### SQUIER'S WEED KILLER

Will clear your drives and walks of all vegetation quickly, more efficiently and enduring than by any other way. U. S. Government uses SQUIER'S. **Avoid Substitutes.** Send for circulars.  
**K. HARRISON MFG. CO., RAHWAY, N. J.**

## STRONG, HEALTHY CHOICE NURSERY STOCK

We have for spring of 1910 the largest and finest assortment of Nursery Stock we have ever offered.  
Good, clean, healthy goods of our own growing and guaranteed true to name.  
Our prices are right and we know they cannot be surpassed for the same quality of stock.  
A full line of small fruits, tree fruits, ornamental trees, plants, and vines.  
Don't order elsewhere until you receive our prices. Write to-day for our free illustrated catalogue; it will show just what you want.  
We also do landscape gardening in all its branches.

**T. J. DWYER & CO.**

Orange County Nurseries, Box 13, Cornwall, N. Y.

deposited; but for 200 to 300 roots, sufficient for home consumption, the writer has devised a simpler method, avoiding the laborious work of digging trenches, and still serving the same purpose.

After the proper distances are marked out, take a trowel and dig in the rows, wherever a root is to be planted, a hole fifteen inches deep and about five inches long; mix a small shovel full of fine black manure, with soil on bottom of hole; then place the root, previously soaked in liquid manure, horizontally in the hole, crown upwards, and straighten out the ends properly. Cover up with three inches of rich soil and press firmly around the root. Water now freely, and continue to water every afternoon for one week. In about ten days, the young spears will commence to appear, if they have attained a height of six or eight inches, cover up with three inches more manure enriched soil, and keep this up at intervals of about two or three weeks, according to the growth of the spears, until hole is filled up to level of ground.

The after culture in the first summer consists of keeping the ground of the rows, as well as between them, free of weed, loose and mellow. In the first two years,



This is the sort of asparagus everyone may grow with a little care

lettuce, radishes, beets, turnips, parsley and carrots, at your choice, can be grown in the middles between the asparagus plants, especially so if the distance is four feet.

End of March, the following spring, spade out over the asparagus roots in the rows a trench about five inches deep, fill in with a layer of about two inches well rotted manure and spread evenly over that a mixture of five pounds of Muriate of Potash and ten pounds of bone meal to every fifty foot row, and fill up with fine good soil. If the spears, now larger, appear, hoe frequently and keep free from weed, and soil well pulverized and loose. The growing of vegetables can be continued in the middles this year.

In early spring of the third year, manure the rows as previously stated and, after the trench is filled up, ridge up the

(Continued on page xxxiv)

**CLOVER** Seed—  
Pure—  
No Weeds

Our pure Northern-grown Clovers will fertilize any soil and increase yields on New England, New York, Pennsylvania and Ohio farms 50 to 100 per cent. We are the largest growers of Clover, Timothy and Grass Seeds in the world. Postal gets new Seed Catalog. Enclose 1c in stamps for fine samples of Clover, Alfalfa, Oats, Barley, Wheat, Grass, etc. Address  
**JOHN A. SALZER SEED CO., Box 203, La Crosse, Wis.**





One way of improving an ugly back yard

**We'll help you with your landscape gardening. This way:**

*First, with your pruning:* By sending you our book, "Hardy Trees & Plants for Every Place and Purpose." It not only illustrates and describes trees and plants, but contains many photo-reproductions of results obtained, like this illustration, suggesting ideas for your grounds.

*Second, with your planting:* By supplying you with trees, hardy shrubs and perennials that have been especially cultured in our nurseries to produce quick effects after planting on the purchaser's lawn.

Thus, with little expense, you can speedily add beauty and value to your property.

*Write for the book—sent free on mention of House & Garden*

**The William H. Moon Company,**  
Makefield Place, Morrisville, Pa.

**Does Rustic Work Appeal to You?**



Can you realize the beautiful effect a rustic umbrella would create on your lawn? If you will tell us your requirements we will furnish you with sketches and upon request will send our new catalog—just out.

**Give the Birds a Home in a RUSTIC BIRD HOUSE**

They are a very pretty addition to the grounds and you can place them anywhere, in the branches of a tree or on a pole. We make all sizes and shapes.

**ONE-ROOM HOUSE \$2.00**

**TWO-ROOM HOUSE \$3.00**



Round shape with two floors (2 rooms to a floor), four entrances. Price \$15.00. With a 15 foot pole ready to set up, \$5.00 additional.


**RUSTIC CONSTRUCTION WORKS**  
39 Fulton Street New York City

*Do you want a machine that will greatly improve your lawn?*

**ONE** that will thoroughly roll it.  
that will cut it finer than it has ever been cut before.  
that will cut it in one third the time it has ever been cut before.  
that leaves it just like velvet with no horse markings.  
that pays for itself in two seasons.

**IF SO BUY A**

**Coldwell**  
**MOTOR**  
**Lawn**  
**Mower**



**THIS IS THE MACHINE**

The U. S. Government has been purchasing each of the last three years.  
The New York City Parks have been using for the last four years. (They have purchased three more since January 1st, 1910).

**THIS IS THE MACHINE**

That has been so successfully used on many of the leading Golf Grounds, Parks and Private Estates during the last seven years.

**THIS IS THE MACHINE**

That is equipped with latest improved, up-to-date 1910 Auto Motor, latest improved oiling system, two independent systems of ignition, Schebler carburetor, etc.

**IF YOU PURCHASE A COLDWELL**

You are purchasing one so simple in construction that an ordinary laborer can soon learn to manipulate it. All of its working parts are above the platform and in plain view of the operator.

**IF YOU PURCHASE A COLDWELL**

You get a machine that is no experiment but a machine that not only has been a success for the last seven years, but one that has been improved upon, simplified, and brought to a degree of perfection that can only be attained by actual time experience and the experience of the many users in all parts of the Country.

**BUY A COLDWELL**

and you will surely get a satisfactory machine.

**COLDWELL LAWN MOWER CO.**

The oldest and largest manufacturers of  
Hand, Horse & Motor Lawn Mowers in the U. S.

**NEWBURGH, N. Y.**

**DRYING CLOTHES INDOORS**

Can be accomplished without inconvenience or expense when using the "CHICAGO" or "CHICAGO-FRANCIS" Combined Dryer and Laundry Stove. Costs absolutely nothing to dry the clothes. The Laundry Stove serves the purpose of boiling clothes, heating flat-irons, and heats the Dryer, thus drying the clothes by what would ordinarily be waste heat. Can furnish stove suitable for burning coal, wood or gas.




"A Modern Residence Laundry"

This device is a household necessity, and is within the reach of every owner of a modern home. We build Dryers of any desired size and capacity, suitable for Residences, Apartment Buildings, Hotels or Institutions. Write today for special circular with full descriptive matter and illustrations pertaining to our "CHICAGO" and "CHICAGO-FRANCIS" DRYERS; address nearest office.

**CHICAGO DRYER CO.**  
385 Wabash Ave., Chicago, Ill.

**OR DRYER M'FG CO.**  
206 East 26th Street, New York City



## Your own Cottage at the Seaside or Mountains

**T**HE matter of expense need not stand in the way of your having a real vacation in the hills or at the seashore. **Hodgson Cottages** solve the problem. If you do not know all about how we have combined home comfort and attractiveness with true economy in

### HODGSON Portable Houses

it will be worth your while to look over our beautiful 1910 catalog. We have widened out in our twelve years of portable cottage building. You will be sure to find something in the long line of **Hodgson Portable Cottages, Lodges, Bungaloes, Retreats and Seaside and Mountain "Summer Homes,"** that will meet your requirements. Well-designed Porches, Verandas, Sun Parlors, etc. Cottages, one room to as many as wanted. Inexpensive Garages for one or more cars—all of substantial character. We build to withstand the severest storms. We will be glad to mail you catalog on request.

E. F. HODGSON CO., 116 Washington St., Boston, Mass.



Old English Garden Seats North Shore Ferneries,  
and Rustic Furniture Beverly, - - Mass.  
Catalogue on request

Send for our 1910 **SEEDS, BULBS & PLANTS**  
Catalogue of *Dahlias a Specialty*  
**MILLS & CO.** Dept. H Mamaroneck, N. Y



## SUBURBAN GARDENERS

Find in the Iron Age Book devices of which they never dreamed for the easy, economical, exact cultivation of the pleasure-profit garden. Think of one pair of easy-going handles performing every operation from the opening of the soil to the gathering of Nature's reward and you have a slight idea of Iron Age methods.

Whether you plant a hill, a row or an acre, whether you do it yourself or employ others, you must know about these Iron Age labor saving, yield-increasing implements if you want to get the full return for your labor or investment. The Iron Age book will be forwarded upon request to readers of *The House & Garden*. Read it and be a better gardener.

BATEMAN MFG. CO., BOX 64 G GRENLOCH, N. J.



rows over the roots, with loose soil taken from the middles, to a height of about eight or ten inches. Discontinue the sowing of vegetables. The asparagus can be cut now in early May for short season of two or three weeks.

In cutting asparagus, an asparagus knife, procurable at any seed store for fifty cents, is used. If the spears are about four or five inches above the ground, insert the knife in the ground and cut the spears four inches under the surface. After cutting ceases, manure the plants again the same as in early spring. This enriching, after cutting is done to strengthen the weakened roots, besides the eyes are setting now on the crowns for the next year's shoots.

The after culture is the same as the previous year.

The following year the plants are fully matured and can be cut daily during May and June, but a full season cutting will require beginning of July somewhat heavier manuring than the previous year.

Every year, about the end of October, the foliage is cut off with a hoe and burned. This will prevent spreading of rust (a fungous disease) and destroy the late eggs of the asparagus beetle. The latter (a small striped bug) lays its eggs on the foliage. These are hatched by the sun into olive-colored larvæ, which greedily devour the foliage and, if not destroyed, ultimately will kill the plants. A two-quart tin can with a small piece of wood nailed on one side as a handle, perforated with a nail on the bottom, and filled with land plaster and enough Paris green to give it a light green hue, will be found convenient to rid the plants of this pest. This dusting with land plaster and Paris green should be done twice a week, early in the morning with dew still on the plants, and continued until end of August.

### Some Points on Incubators

(Continued from page ix)

eggs are unchanged and may be cooked for chick food. Eggs showing a dark settled red circle within the circumference of the shell contain dead embryos and must be removed.

The egg tester is a lamp with a metal chimney having a small opening at the side through which the light shines and against which the egg is held. An experienced person may readily test the eggs in a dark room using an ordinary lamp. The egg is held horizontally between the thumb and forefinger about three inches from the light.

To prevent unnatural dryness of the eggs a little water should be allowed to evaporate in the egg chamber. A saucer holding about three tablespoonfuls of water is sufficient for an incubator of two hundred eggs capacity.

The temperature should be held at

(Continued on page xxxvi)



The charm of this dining room is largely owing to the design, stain, and finish of the standing wood-work which supplies the decorative motif.

Murphy Varnish Company makes a mahogany stain for birch, pine, whitewood, or mahogany which will reproduce the rich dark tone of the old wood. To decide at an early date upon the wood finish for your house is a good plan.

Write Margaret Greenleaf, Consulting Decorator of Murphy Varnish Company. She will make suggestions, illustrated by wood panels finished to harmonize with the color scheme, which the Decorative Department will supply to you upon request. **This is expert service.** Samples of wall covering and drapery materials are included. Send your plans to-day. Your house is individually considered.

The scheme is made for you and the service is free.

Address Department of Decoration

**Murphy Varnish Company**  
345 Fifth Avenue New York

**\$3** Will bring you  
Double Flowering  
Geranium  
Scarlet, Crimson  
or Pink  
grown in paper pots **50**

Write for Catalogue

**C. W. SCHNEIDER**  
LITTLE SILVER, N. J.



### It Costs No More in the End To Plant Hicks Big Trees

That big maple, for instance, transplanted where you see it, cost about \$40.00 four years or so ago, and what a beautiful specimen it is! It gave the desired shade and seclusion to the house from the first day it was set out. It would take ten years for the ordinary nursery tree at \$2.00 to reach that size.

Our Nursery on Long Island is filled with hundreds of splendidly developed large trees which we can ship to you, or transplant for you, whichever you prefer.

Smaller trees we have too, but if you want immediate results come to our Nursery and select large trees, or order them direct from our catalog. Our catalogs are new, different, instructive, showing how we move big trees, how to save money planting ten cent trees, how to solve your landscape problems. Send for catalogs.

**Isaac Hicks & Son**  
Westbury, Long Island

### Begin Fighting Caterpillars Now— Band Your Trees With Strokum

**D**O it before the caterpillars or tussock moths begin to crawl up the trunks. Keep the first ones from attacking the tender leaves. Every crawler killed now means hundreds less later on.

**Strokum** is a perfectly harmless vegetable product that is the most effectual banding substance known.

It's easy to apply, does not stick to the tree when removed, will last an entire season. The caterpillars can't crawl under it because it fills up the chinks of the

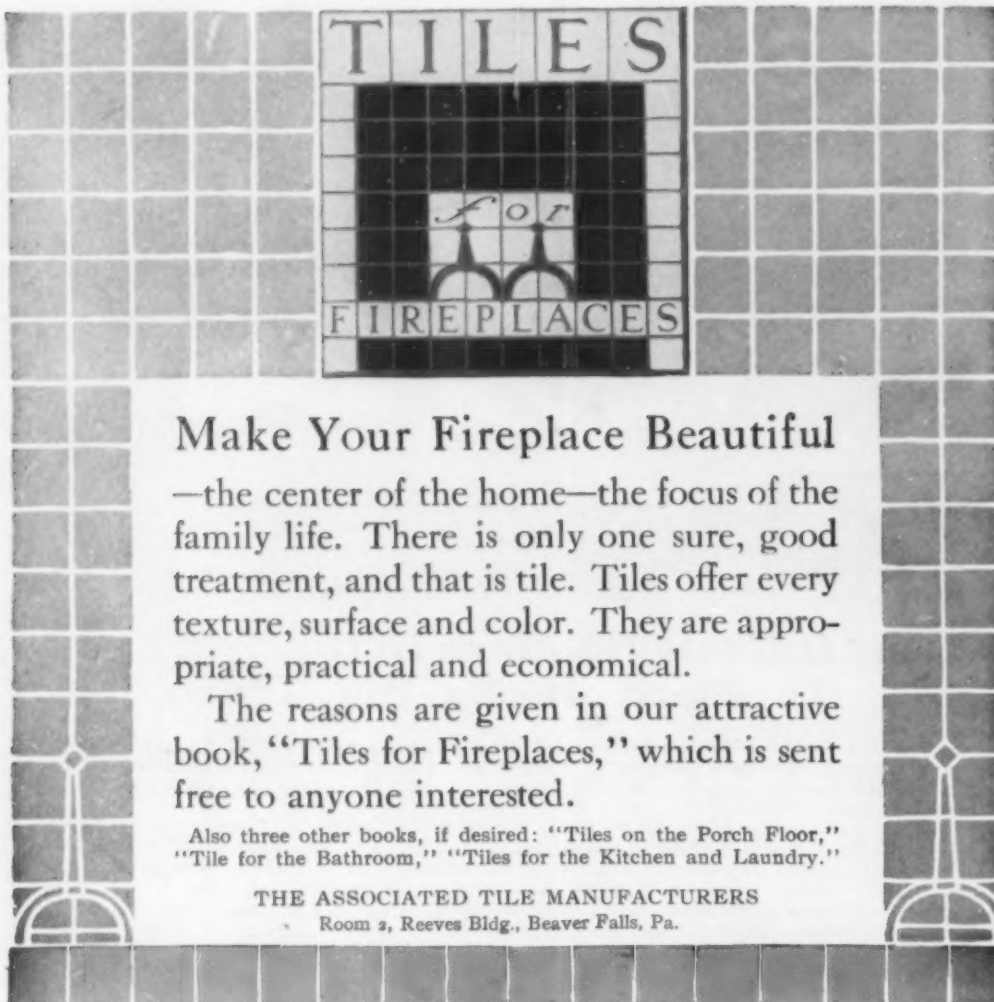


bark. They won't crawl over it. Birds will not carry it away as they do cotton. Fly paper does not fill bark chinks and dries up in a few days. Smear-on tar preparations dry up and disfigure trees indefinitely.

**Strokum** besides being effectual, is not unsightly.

Send \$3.00 at once for a sample package of fifteen pounds, which is enough to band fifteen trees, three feet around. Delivered free anywhere east of the Mississippi. 50c. extra west of it. Let us send you our illustrated booklet

**George Stratford Oakum Co.**  
166 Cornelison Avenue, Jersey City, N. J.



**TILES**  
*for*  
**FIREPLACES**


**Make Your Fireplace Beautiful**  
—the center of the home—the focus of the family life. There is only one sure, good treatment, and that is tile. Tiles offer every texture, surface and color. They are appropriate, practical and economical.

The reasons are given in our attractive book, "Tiles for Fireplaces," which is sent free to anyone interested.

Also three other books, if desired: "Tiles on the Porch Floor," "Tile for the Bathroom," "Tiles for the Kitchen and Laundry."

THE ASSOCIATED TILE MANUFACTURERS  
Room 2, Reeves Bldg., Beaver Falls, Pa.

102° F., during the first week of the hatch, 103° during the second week, but during the last week the heat supply must be reduced and the thermometer frequently watched to see that it does not exceed this, as the heat from the eggs themselves



You can buy a regular lamp chimney for egg testing, or with a little practice you can test, in front of an ordinary lamp, shielding the light with your hand

forces the temperature of the machine upwards.

Given a machine in perfect working order and a careful operator who visits it three times daily, even then a cause of partial failure may lurk in the eggs themselves. The eggs chosen should be of uniform size from one breed of fowls, the flocks averaging one male to every eight females.



### Book Reviews

[The Publishers of House and Garden will be glad to furnish any books desired by subscribers on receipt of publisher's price. Inquiries accompanied by stamp for reply will be answered immediately.]

**Felicita.** A novel of Sienna. By Christopher Hare. 16 full-page illustrations in sepia from photographs. Cloth, 16mo, New York: Frederick A. Stokes Company. \$1.25.

A delightful story of Siena in the olden days of the city's glory, beautifully told and rich in a sense of the mediæval period.

**Fertilizers and Manures.** By A. D. Hall, M.A., F.R.S. Cloth, 16mo, 384 pp. New York: E. F. Dutton & Co. \$1.50 net.

This is a companion volume to Mr. Hall's "The Soil," and contains much material heretofore unpublished. It is especially interesting to the owner of a small farm, as the subject is treated exhaustively.

**The Fresh Air Book.** By J. P. Müller. Illustrated. Cloth, 16mo. New York: Frederick A. Stokes Co. \$0.85 net.

Lieutenant Müller's little book urges a liberal use of fresh air for the skin as well as for the lungs, and makes a strong plea for a more natural way of living that is well worth the attention of everyone in this all-too-hurried age.

### WILLOWCRAFT

For beauty of design, workmanship and durability, it is unequalled. We are the only manufacturers of Willow furniture who advertise in this magazine.

Send to our factory for illustrated catalogue and prices

THE WILLOWCRAFT SHOPS

Box C NORTH CAMBRIDGE, MASS.



### Do you hope to build?

I have built millions of dollars worth of homes during the past twenty years. My beautiful 50 page book, cloth bound, for \$1.00 contains a series of my latest designs showing interiors and exteriors of beautiful and convenient homes.

You have never before had the opportunity of securing the services of a high grade architect at anywhere near the figure that my services are offered to you.

My plans are for homes, costing from \$1,000 to \$20,000, and the building cost can be absolutely depended upon.

Every detail is worked out as carefully as though you were my only client.

Send \$1.00 to-day for my book. Money refunded if not satisfactory. Free circular and sample pages sent on request.

JOHN HENRY NEWSON,

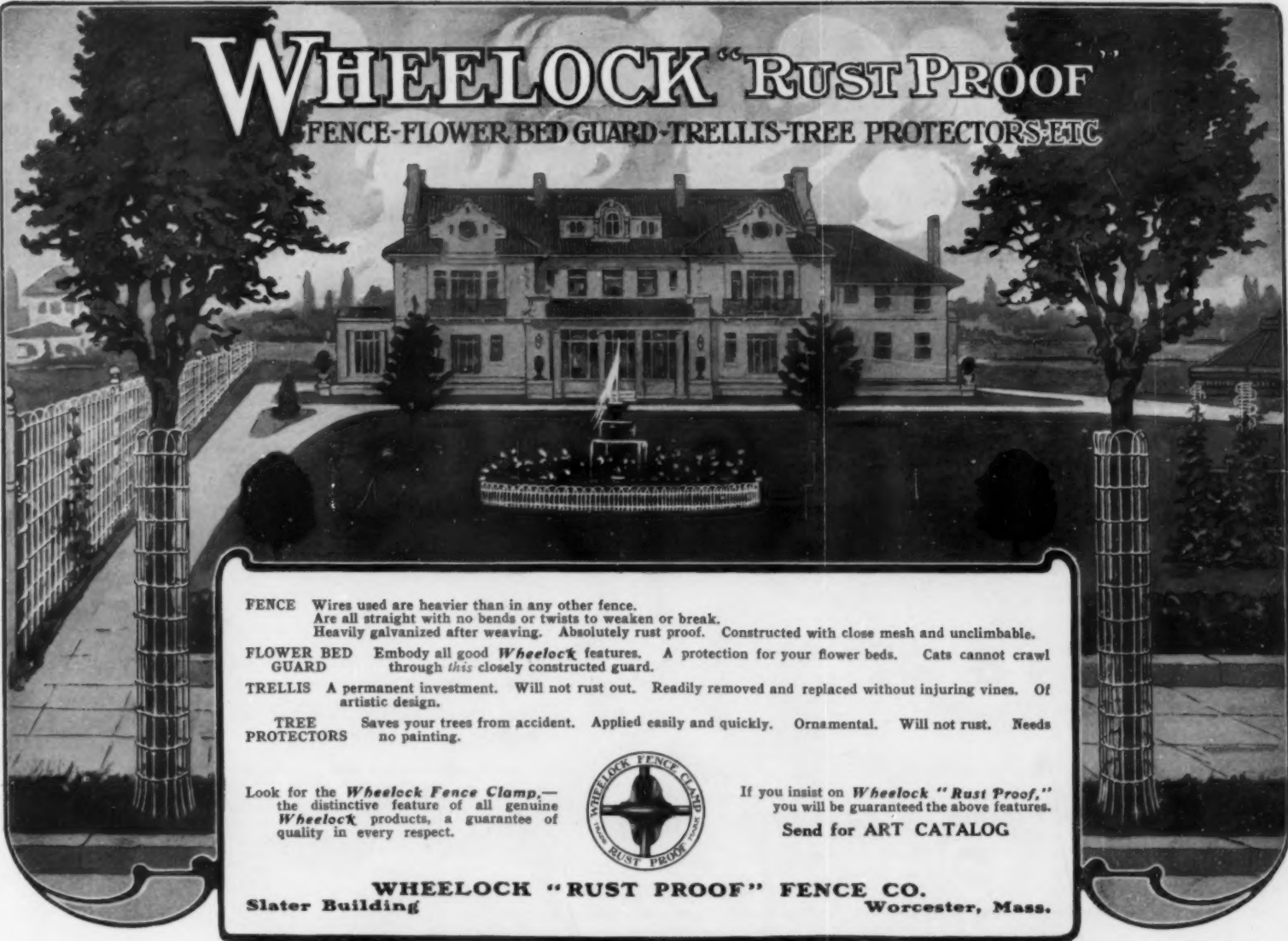
1234 Williamson Bldg.,

Cleveland, Ohio.



# WHEELLOCK "RUST PROOF"

FENCE-FLOWER BED GUARD-TRELLIS-TREE PROTECTORS-ETC



**FENCE** Wires used are heavier than in any other fence. Are all straight with no bends or twists to weaken or break. Heavily galvanized after weaving. Absolutely rust proof. Constructed with close mesh and unclimbable.

**FLOWER BED GUARD** Embody all good *Wheelock* features. A protection for your flower beds. Cats cannot crawl through *this* closely constructed guard.

**TRELLIS** A permanent investment. Will not rust out. Readily removed and replaced without injuring vines. Of artistic design.

**TREE PROTECTORS** Saves your trees from accident. Applied easily and quickly. Ornamental. Will not rust. Needs no painting.

Look for the *Wheelock Fence Clamp*,—the distinctive feature of all genuine *Wheelock* products, a guarantee of quality in every respect.



If you insist on *Wheelock "Rust Proof,"* you will be guaranteed the above features. Send for ART CATALOG

**WHEELLOCK "RUST PROOF" FENCE CO.**  
Slater Building Worcester, Mass.

## I Want to Know You if, Like Me, You Love The Hardy Garden Plants

If you are so fortunate as to own a hardy garden, then you and I have an interest in common. We may never meet, but we may become acquainted—you may write to me about your garden, and I will send you my book of Hardy Plant Specialties which will tell you of Delphiniums, Irises, Peonies, Phloxes, Poppies, etc. My collection of these essentials of the hardy garden is everywhere acknowledged to be the most complete and comprehensive in this country.

### A RETROSPECT

A boy's garden on a prairie farm out in Iowa which developed a passionate love of "growing things."

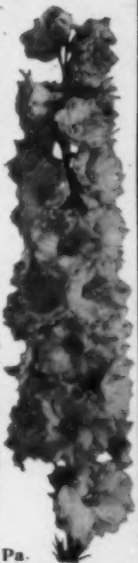
Then the great city and its cares, with "a nameless longing," till one day my doctor said: "Go back to the country and die."

A final surrender and an utter abandonment to an absorbing passion—a man's garden that long since overflowed, out into the open fields—a glorious riot of color, an intoxication of delight. Peonies, Irises, Phloxes,—I must have them all, and for ten years I have gathered them from all over the world.

The new catalogue is free to all who love hardy plants. Send for it today if you have a garden, and are interested.

**BERTRAND H. FARR**

Wyomissing Nurseries  
809F Penn Street Reading, Pa.



## ORNAMENTAL FIXTURES FOR COUNTRY GROUNDS



Copyright 1908, by the J. L. MOTT IRON WORKS

- Railings and Gates.
- Electroliers for Driveways.
- Lawn Fountains.
- Flower Vases.
- Settees and Chairs.
- Stable Fittings.
- Cow Barn Fittings.
- Statuary.

We solicit correspondence from Architects and Owners of Country Estates. Catalogues on Application.

Ornamental Dept.  
**THE J. L. MOTT IRON WORKS** Fifth Avenue and 17th Street, New York



# GALLOWAY

## TERRA-COTTA AND POTTERY FOR GARDEN AND INTERIOR-DECORATION



**BEAUTIFY** your Garden and Home with Galloway Terra Cotta and Pottery. High artistic merit in design, with strength and durability of material, make our productions ideal for Garden, Terrace, Hall, Library or Conservatory Decoration.

Highest award has been received at several of the large International Expositions, and the demands of the most exacting for goods of quality will be fully satisfied.

Send for Catalogue replete with beautiful, original and antique designs.

FLOWER POTS, VASES, PEDESTALS, URNS, FLOWER BOXES, JARDINIERS, SUN DIALS, BENCHES, TABLES, STATUARY, HERMES, FOUNTAINS, ETC.

**GALLOWAY TERRA COTTA CO.**  
3218 WALNUT ST., PHILADELPHIA



## "BULBS THAT BLOOM"

Cedar Acres Gladioli Are Better Than You Have Ever Seen—You Can Grow Them



Gladiolus, the Orchid of the Garden

Cedar Acres Gladioli command in the cut flower market a price six times as high as the regular market rate, because the flowers are larger and finer. With my bulbs and cultural directions you can grow them. They are as easy to raise as potatoes.

For flowers of stately magnificence, richness and diversity of coloring, the gladiolus has become the queen of the garden. From the old-time scraggy spike it has been developed into a magnificent plant, bearing a wealth of color as delicate as the finest orchid. For cut flowers they are unequaled in beauty and last for nearly ten days, gradually unfolding. Ease of culture makes them almost necessary for the home garden.

For many years I have made the gladiolus a specialty, and my new seedlings have been awarded many medals and certificates of merit.

Booklet, beautifully illustrated, giving many new varieties with the real truth about each one, sent free. I will gladly answer any requests for information about Gladioli, their culture, best varieties, etc.

**B. HAMMOND TRACY**  
Cedar Acres Box 170 Wenham, Mass.

"If a man can write a better book, preach a better sermon, or make a better rat-trap than his neighbor; though he build his house in the woods, the world will make a beaten path to his door"—EMERSON.

Established 1844

## FRENCH'S CROWN PAINT

"Quality and Economy"

**SAMUEL H. FRENCH & CO.**

Paint and Varnish Manufacturers  
PHILADELPHIA, U. S. A.

## VIRGINIA HOT SPRINGS



THE NEW HOMESTEAD

2,500 feet elevation. Open all the year

Waters, Baths, Hotels and Scenery nowhere equalled

Rheumatism, gout and nervous diseases cured. Complete hydrotherapeutic apparatus. Japanese Tea Room, Golf, Swimming Pool, fine livery and all outdoor pastimes.

**The Chesapeake & Ohio Railway**  
Famed for its Beautiful Scenery

allows stop-over at Covington, Va., on through tickets for side trip to Virginia Hot Springs. Excursion tickets at offices C. & O. Ry. and connecting lines.

FRED STERRY, Manager. Hot Springs, Va.

## Bungalows and American Homes



Design No. 2. Built in California and Iowa—Cost \$2800

Our Handsome 112 page, 8x11 book of Bungalows, Mission, Colonial, English timbered and Concrete houses for 1910 shows interiors, exteriors, and floor plans and actual cost to build, ranging from \$1,000 to \$10,000. These designs are photos of structures we have built throughout the country—not theoretical pen pictures. Special specifications and details of construction made to suit any climate. Price of book \$1.00 prepaid. Sample leaves free. **BROWN BROS., Architects, 917 Security Bank Bldg., Cedar Rapids, Iowa**



## Low Cost Suburban Homes

Plans, illustrations and descriptions of nearly 100 houses which have been built at costs ranging from \$1000 to \$10,000. In most cases the cost is given.

Many of the houses have been built as suburban residences—others as small country homes or as bungalows or mountain camps. Houses of brick, stone, frame, shingle, cement and stucco are included.

All are distinctive and full of suggestion for anyone interested in building beautiful but low cost homes anywhere.

62 pages, beautifully illustrated and printed on coated paper with art paper cover. Price 25 cents, postpaid.

**McBride, Winston & Co., 449 Fourth Ave., New York**

## Landscape Gardening



A course for Home-makers and Gardeners taught by Prof. Craig and Prof. Batchelor, of Cornell University.

Gardeners who understand up-to-date methods and practice are in demand for the best positions.

A knowledge of Landscape Gardening is indispensable to those who would have the pleasanter homes.

**PROF. CRAIG.** 250 page Catalogue free. Write to-day.  
**THE HOME CORRESPONDENCE SCHOOL**  
Dept. 226, Springfield, Mass.









Planting of Perennial Border and Shrubbery Around a Cottage.

**We Grow**

## Everything for Planting the Home Grounds

### TREES

for the street or lawn.

### EVERGREENS

in large variety--many rare specimens.

### RHODODENDRONS

Native and hardy hybrids.

### Herbaceous PERENNIALS

in large variety for the hardy garden.

### HEDGE PLANTS

the best kinds including the beautiful rapid grower *Aralia pentaphylla*.

### VINES--all of the best sorts for screening and ground covers.

### SHRUBS in great variety.

### ROSES

all the hardy bush and climbers.

Send for our complete illustrated catalog.

THE BAY STATE NURSERIES

**HARDY  
NORTHERN  
GROWN**

NORTH ABINGTON, MASS.

(18 miles south of Boston.)



*"Reap Results"*

# Dreer's Garden Book

A veritable storehouse of horticultural knowledge—the result of more than 70 years' experience. Every bit of information in its 256 pages is told in so simple a way that any amateur can understand. Yet every page holds something of value for the trained gardener.

Some of the things it tells:

The best way to grow annuals, and how to raise hardy perennials from seed.

Making and care of hotbeds and coldframes.

Hints and suggestions for the amateur florist on soil for pot plants, insects, fertilizers, watering and other subjects.

Palms for the adornment of the home.

How to grow roses, including advice on the situation and preparation of the bed, rose enemies, planting and pruning and winter protection. This guide will carry the amateur through every critical step in the production of the rose.

The making and care of an old-fashioned holly border.

Shrubs, their planting and care.

Water-lilies and their culture.

Many of these articles were written especially for Dreer's Garden Book by horticulturists of national reputation. But besides these special articles, every page holds knowledge that will aid you in the garden. Every important plant is the subject of a special treatise. More than 1200 varieties of flower seeds and 600 varieties of vegetables are dealt with, and 2000 kinds of plants. Throughout, this book is profusely illustrated, containing besides hundreds of smaller flower pictures, eight rich color and duotone plates.

The Garden Book sent free on receipt of request mentioning this magazine

**HENRY A. DREER**

714 Chestnut Street

Philadelphia, Pa.

## SUBSCRIBE NOW

for the best practical journal of advertising in America. One that deals knowingly, and from the inside, with the thinking, planning, selling side of business.

# AGRICULTURAL ADVERTISING

is written—not by theorists—but by real workers in the actual advertising field.

It is a journal of modern advertising news and methods—100 pages monthly—right off the advertising griddle and piping hot.

It's the newsiest, brightest and most helpful exponent of all that is good in America and England in Newspaper, Magazine, Mail Order, Street Car and Outdoor Advertising.

Every business-man in America ought to read an advertising magazine—if he doesn't, he's neglecting the only permanent foundation for any business.

### READ IN THE JANUARY NUMBER:

"The Harpoonist"

—monthly jabs at the ads that are uncouth, inept or ill-advised.

"Sparks and Misfires"

—by D. Herbert Moore, widely-known ad-smith and brilliant writer of advertising.

"The Battle with the Waste-baskets"

—"Honorable Mention" for the winning Commercial Booklets of the month, by the Editor, L. R. Moore.

"Current Comment on Advertising"

—by our New York Spectator, F. E. Dayton.

"Advertising—That's It."

—by Joe Mitchell Chapple, Editor of the National Magazine.

and a dozen valuable leading articles


We'll send sample copy on request. The regular subscription price is 50 cents per year. Right Now we'll send it **Three Years for One Dollar.**

## AGRICULTURAL ADVERTISING

LONG-CRITCHFIELD PUBLISHING HOUSE

1320 Corn Exchange Bank Bld'g

Chicago



SATISFACTORY results in planting can be obtained by using only the best trees.

### The Cottage Gardens Nurseries

contain 100 acres of carefully grown specimens, ten acres of which are devoted to Hybrid Rhododendrons of the hardiest and most desirable varieties.

90% of our stock sold last year was personally selected by our clients. Why not avail yourself of the same opportunity? We shall be pleased to give you the benefit of our time and experience in making your selection.

We devote all our attention to the production of high-class stock for discriminating buyers.


A visit to our NURSERIES will convince you.

**COTTAGE GARDENS CO., Inc.**

QUEENS, L. I.

NEW YORK

In writing to advertisers please mention HOUSE AND GARDEN.



Whittall's Anglo Persian Rug — 9 x 12 — Pattern 308 — Color 311 — Design Patented



**T**HIS name woven in the back of a rug or carpet guarantees  
Quality — Perfection of Design — and Color Blending.

**M. J. WHITTALL**

Department S

**WORCESTER MASS.**

*Send for Illustrated Booklet*



□

f  
s  
s  
r

N  
1  
3  
1