

ARCHITECTURAL
RECORD

Collier

Business Design Engineering
A McGraw-Hill Publication, Six Dollars a Copy
Record Houses, Mid-April 1984



渋い

SHIBUI—DEEPEST BEAUTY



SOLARIAN® FLOORS

"Shibui" is the Japanese concept of beauty in its deepest form. Simple, understated, it creates a sense of tranquility and harmony. Precisely the qualities an Armstrong Solarian® floor can help you bring into a home. Please write for our catalog. Armstrong, Dept. 35FAR, P.O. Box 3001, Lancaster, PA 17604.

Armstrong

Circle 1 on inquiry card

Editor
Walter F. Wagner, Jr. AIA

Executive editor
Mildred F. Schmertz, FAIA

Managing editor
Natalie Gerardi

Senior editors
Herbert L. Smith, Jr., AIA, business
Charles K. Gandee
Douglas Brenner
Grace M. Anderson

Associate editors
James B. Gardner
Margaret F. Gaskie
Charles K. Hoyt, AIA

Assistant editor
Paul M. Sachner

Production editor
Annette K. Neiburn
Susan Stein, assistant

Design
Alex H. Stillano, director
Alberto Bucchianeri, senior associate
Anna Egger-Schlesinger, associate
Muriel Cuttrel, illustration
J. Dyck Fledderus, illustration

Design consultant
Massimo Vignelli

Editorial consultants
George A. Christie, Jr.
Jonathan Barnett, FAIA, AICP

McGraw-Hill World News
Peter Gall, director

Circulation director
Richard H. Di Vecchio

Business manager
Joseph R. Wunk
Ellen Muller Siegel, assistant

Marketing services manager
Camille H. Padula

Director of national advertising
Harrington A. Rose

Assistant to publisher
Elizabeth Hayman

Publisher
Paul B. Beatty

Business

News, 29

Design

Building Types Study 600: Record Houses 1984

Preface, 57

by Douglas Brenner

House of Light, Chicago, 58

by Booth/Hansen & Associates

Farris House, Seattle, 64

by Mark Millett of Krekow/Jennings/Millett

Private house, Sagaponack, New York, 66

by Brillembourg & Lanman

Punta Alegre, Key Biscayne, Florida, 70

by Andres Duany & Elizabeth Plater-Zyberk

House in the Tidewater of Maryland, 74

by Hugh Newell Jacobsen

Denton House, Aspen, Colorado, 82

by William Lipsey

Private house, Northeastern Coast, 84

by Graham Gund Associates

Private house, Lincoln, Massachusetts, 88

by The Office of Michael Rosenfeld

Petrie House, Wainscott, New York, 92

by Venturi, Rauch and Scott Brown

Villa on the Bay, Corpus Christi, Texas, 96

by Batey & Mack

Private house, Northwest Connecticut, 104

by Crissman & Solomon Architects

Bozzi House, East Hampton, New York, 108

by Robert A.M. Stern Architects

House in Dallas, Texas, 112

by Edward Larrabee Barnes and Armand P. Avakian

Carriage House, Lancaster, Pennsylvania, 122

by Caroline Northcote Sidnam

Izenour House, Stony Creek, Connecticut, 124

by Steven Izenour of Venturi, Rauch and Scott Brown

House for a Musician, San Diego, California, 128

by Rob Wellington Quigley

House on Lake Memphremagog, Austin, Quebec, 130

by Peter Rose

Engineering

New products, 138

Product literature, 143

Manufacturer sources, 175

Advertising index, 188

Reader service card, 191

Cover:

House on Lake Memphremagog

Austin, Quebec

Peter Rose, Architect

Photographer: Timothy Hursley, The Arkansas Office

Cover Design: Alberto Bucchianeri

There's no 'or equal




es, AIA, Inc. Interspace Incorporated, interior design.
carpet, The Chesapeake and Potomac Telephone Companies,
alan Hambright photography.

There's no 'or equal' for performance



Donald N. Coupard & Associates, AIA, Inc. Interspace Incorporated interior design.
Southeastern Floor Co., Inc., carpet. The Chesapeake and Potomac Telephone Companies,
Silver Spring, Maryland. F. Harlan Hambricht photography.

Progressions: patterns in modular carpet by Lees



For its architecturally stunning new headquarters, the Chesapeake and Potomac Telephone Companies found the optimum combination of esthetics, comfort, and performance in a modular carpet system by Lees.

Progressions. A series of carpet tile constructions is offered in a virtually endless selection of colors and

patterns. Custom capability is without equal. All modular systems have broadloom coordinates.

Flexibility. Tiles laid over raised floor lift free for quick, easy access to power, telephone, and computer cable. Lees modular carpets are also compatible with all flat wire distribution systems.

Appearance. Dense construction and tailored frieze texture make a durable wear surface. Antron® nylon yarn by DuPont is dirt-resistant and static-protected. Superior appearance retention reduces maintenance costs.

Guaranteed. Lees backs the system with a comprehensive warranty. No manufacturer of carpet tile goes so far to guarantee performance satisfaction.

Call toll-free. For illustrated brochure, test data, specification information, call 800/523-5647. From within Pennsylvania call collect 215/666-9426.

Lees. The Contract Carpet Company.

Live the life of Lees at work and at home.



LEES carpets
Made better by Burlington
King of Prussia, PA 19406
©1984 Burlington Industries, Inc.

Circle 2 on inquiry card

ELEGANCE FOR A NEW AGE

The classic beauty and the permanence of granite; now used to create new dimensions in interior design.

We're making it possible with granite from Cold Spring. By combining technology and experience with the skills of over 1300 professionals, we're meeting your new requirements for innovative designs.

Choose granites from over 20 of our North American quarries

*Tower 56
New York City, New York
Architect: Fox & Fowle Architects, P.C.*

COLD SPRING

*in colors and finishes to capture the look of a new age of elegance.
Granite from Cold Spring. We've been building the future for
over 60 years.*

*Call toll free: 1-800-328-7038 for additional information or
technical assistance. In Minnesota, call: 612-685-3621.*



**COLD SPRING
GRANITE CO.®**

202 South Third Avenue, Dept. P, Cold Spring, MN 56320

Circle 3 on inquiry card

SPRING®

OFTEN IMITATED NEVER DUPLICATED



Over 35 years ago, McDonald Products set the standard for ash/trash accessories with the introduction of its famous wall-mounted, Duk-it tip-action ashtray. Others have copied the design, none have duplicated the quality and durability. Now this standard covers one of the broadest architectural accessory lines in the industry. McDonald Products continues as the industry's design leader. McDonald Products - often imitated but never duplicated.

**For more information call toll-free 800/828-7788.
In New York State call 800/462-7984.
Or write us directly.**

McDonald  Products

2685 Walden Avenue, Buffalo, NY 14225

Circle 4 on inquiry card



Olympic® Oil Stain. One of the most dependable tools an architect has.

For over half a century, architects have used Olympic Oil Stain as a tool to both protect and enhance the beauty of their creations.

Because Olympic Oil Stain is factory formulated with linseed oil and light-fast, micro-milled pigments. These premium quality ingredients penetrate wood and actually strengthen the fibers.

So an Olympic finish is a beautiful finish. You can depend on it.

We have the inside on outside protection.



Please provide me with more information about Olympic products.

Your profession/interest:

- Builder/Developer Architect Property Manager Other
 Residential Light Commercial Multi-Family Other

Reason for inquiry:

- Current Construction Project planned 6-12 months
 Project planned within 6 months General interest

How can Olympic help?

- Send written information Salesperson call

Name/Title _____

Company _____

Address _____

Zip _____ Telephone _____

Please mail your request to: **Olympic Stain, Dept. P**
2233 112th Ave. N.E., Bellevue, Wash. 98004

AR

THE CLASSIC COLLECTION

A Uniquely Beautiful
Ceramic Tile.

The Classic Collection of ceramic tiles has been designed by International American Ceramics specifically for residential and light commercial applications.

Available in seven striking contemporary colors, Classic Collection tile is an ideal interior design element, blending beautifully with fabric, wood, brick, stone and other interior finishes.

Classic Collection ceramic tiles are available in 4 x 8, 8 x 8 and 12 x 12 sizes, with matching trim.

Durable and virtually maintenance-free, Classic Collection ceramic tiles from IAC are beautiful solutions to today's residential and light commercial flooring needs. Best yet,

Classic Collection is priced competitively with no-wax vinyl and pre-finished wood flooring.

For complete information on Classic Collection and the complete line of IAC tile products, and the name of your nearest IAC Distributor, write or call us, or see our current catalog in Sweet's General Building file.

Circle 7 on inquiry card



**INTERNATIONAL
AMERICAN
CERAMICS, INC.**

P.O. Box 6600
Tulsa, OK 74156
(918) 428-3851



4x8

8x8

12x12



Dove

Oak

Tawny

Bone

Fawn

Spice

Linen



it's made in America!

Shown is 8X8 Oak



Once you start using VELUX roof windows,
it's difficult to stop.

With over 40 years experience specializing in roof windows and working closely with architects around the world, we've learned a thing or two. In terms of design, function, ease of installation, weather tightness and the availability of a complete program of options, including special glazings, you could not ask for more. Economically priced from about \$200 to \$500, they conform to all major building codes and may be used in passive solar applications.

VELUX. The world leader in roof windows and skylights!

VELUX[®]

Roof Windows

VELUX-AMERICA INC.
P.O. Box 3268
Greenwood, SC 29648

In Canada
VELUX-CANADA INC.
2525a J. B. Deschamps
Lachine
P.Q. Canada H8T1C5

Architect:
D. F. Trees Associates
©VELUX-AMERICA INC.

Circle 8 on inquiry card

DUROCKTM the new tile backer board



BEST WAY. Portland cement mortar over lath was great when labor costs and time delays were acceptable.



NEW BEST WAY. Same kind of strong, water-resistant performance, now in quickly-installed cement panels.

Affordable again! Water-resistant cement backing for ceramic tile!

Now, U.S.G. brings back the "good old days" when you could OVERbuild without concern for cost. DUROCKTM backer boards are cast portland cement reinforced with fiber glass for superb water-resistance. Easy installation means lower in-place costs. Bonus: fire and sound-control rated systems. ■ Available from ceramic tile distributors. Or write us at 101 S. Wacker Dr., Chicago, IL 60606, Dept. #AR484

Available in Canada from Canadian Gypsum Company, Ltd.

UNITED STATES GYPSUM
BUILDING AMERICA

© 1984 United States Gypsum


Circle 9 on inquiry card



**There's never been a better
time to specify practical, reliable,
cost-effective copper**

Copper's current value underscores its proven cost-effectiveness for roofing. And a copper roof always starts off beautiful and gets better with time, acquiring its distinctive color and patina. On centuries-old buildings, copper roofing has demonstrated its durability, strength, and fire resistance. Today, machine-assisted installation techniques reduce costs dramatically. For outstanding performance

and service life, use copper for flashings, fascias, gravel stops, gutters and downspouts. All together, copper's qualities plus its current value make it your best buy. For more information, write Copper Development Association Inc., P.O. Box 1840, Greenwich, CT 06836.

 **Copper—a bigger value than ever**

ARCADE™...THE PROFESSIONAL COLOR CAD SYSTEM

Designed By Architects For Architects

The ARCADE system communicates in your language, and has a memory level capable of handling most total project design needs.

ARCADE is easy to learn: you construct the drawing with the same movements as you would using a drafting machine. And with the "menu" selection on the monitor, you don't have to take your eyes off the screen while you are creating. 100 levels of overlays are available, all in precise registration.

The SPECTRA workstation has been especially designed to save your valuable work surface, while offering all of the amenities of a quality system in a minimum amount of space.



Find out how the BruningCAD ARCADE system will work for you — Call or write

BruningCAD

6111 East Skelly Drive/Tulsa, OK 74135/(918) 663-5291/TWX 910-845-3009

Circle 11 on inquiry card

THE NOVA™



**Exceptional beauty
at a moderate price.
A new upgrade that's
a grade up from the
others.**

Whether you're a builder or remodeler, our stylish new oval design — the Nova whirlpool bath — can give you an unbeatable edge.

In new construction, the Nova's exceptional beauty will capture the attention and imagination of potential buyers — instantly. Which helps move a closing much closer. For remodelers, the Nova will give your customers beauty far beyond the ordinary at a price they'll find attractive, and you'll find profitable.

There are other advantages, too. The Nova is pre-plumbed, factory

tested, and designed for easy installation. And finally, you'll be taking advantage of our good name, the one America is sold on for quality. The Nova by Jacuzzi Whirlpool Bath. More than just an "extra," something extra special.

The Real One. The Only One.


Jacuzzi
WHIRLPOOL BATH

JACUZZI WHIRLPOOL BATH
Subsidiary of Kidde, Inc.
KIDDE

For literature call toll free: (800) 227-0710 or in California: (800) 227-0991.
For all other inquiries, call: (415) 938-7070. Or write: P.O. Drawer J, Walnut Creek, CA 94596.

Circle 12 on inquiry card

FOR THE FINE HOMES OF THE WORLD



POGGENPOHL: THE ULTIMATE CHOICE

St. Andrews,
Hastings-on-Hudson N. Y.

Developer: Jack Nicklaus & Associates
Architect: Robert A.M. Stern
Model Design: Alexis Ryan
Sales Agent: RAMS Marketing Inc.

The St. Andrews golf community sought to bring the finest of luxuries together for their elegant townhomes and to meet these standards the most prestigious line of cabinetry was selected, POGGENPOHL.

St. Andrews, an elegant townhouse complex surrounded by 136 acres of natural splendor, is designed for the discriminating few who demand the best. That is why each of the 209 homes feature POGGENPOHL for the kitchens and baths, as well as for the powder rooms and wet bars.

Timeless design, precise engineering and fine craftsmanship are three reasons POGGENPOHL cabinet systems were selected. Another, less obvious reason, is that POGGENPOHL understands the special requirements necessary for developing luxury multi-housing communities. POGGENPOHL's experts work closely with the sales office at St. Andrews to help homeowners choose from a wide range of available cabinet fronts and finishes to give each townhouse an individual, distinctive style. Few manufacturers provide the builder with the capability of offering his clientele flexible, custom-designed kitchens and baths for each unit of a condominium development.

Considering all this, POGGENPOHL is not just the Ultimate Choice, but the Only Choice for luxury residential projects.

poggenpohl

The ultimate in kitchen and bath cabinetry


POGGENPOHL USA Corp.
6 Pearl Court, Allendale, N.J. 07401

Circle 13 on inquiry card



Redwood

Beauty and durability today...and tomorrow. Versatile redwood—there's a grade for every project. Send for our booklet, "Redwood Grades and Uses."

 CALIFORNIA REDWOOD ASSOCIATION 591 Redwood Highway • Mill Valley CA 94941 • (415) 381-1304
GEORGIA-PACIFIC CORPORATION • HARWOOD PRODUCTS COMPANY • MILLER REDWOOD COMPANY
THE PACIFIC LUMBER COMPANY • SIMPSON TIMBER COMPANY • TIMBER REALIZATION COMPANY

Circle 14 on inquiry card


MID-STATE QUARRY PAVERS HELP CREATE A HOT PROPERTY.

Used with imagination, Mid-State tile is one of those touches that can up the perceived value of a home and actually help clinch a sale. Even just a little can make a big impression.

But Peter Kapadia is making lavish use of our glazed quarry pavers on the floors and around the free-standing fireplaces in his new Genesis condominiums on the beach.

See what other savvy builders are doing with Mid-State tile in our new catalog. Write us at Box 1777, Lexington, NC 27292.

Genesis, Atlantic Beach, NC, is an exciting property developed by Peter Kapadia. Fortunate owners will enjoy carefree floors of Mid-State quarry pavers.



**MID-STATE
TILE**
A Mannington COMPANY

An attractive focal point, Mid-State quarry pavers serve as a hearth for the contemporary fireplaces in Genesis.

Circle 15 on inquiry card

STEAMIST® STEAMBATHS.

**The bottom line advantages
are as appealing
as the aesthetics.**

Steamist steambaths are right in keeping with today's emphasis on luxury and fitness. Imagine the appeal. Having one's own personal steambath has got to be the ultimate turn-on for seekers of pleasure and status—one that will give your home that competitive edge in sales.

And you won't have to give an inch: our steambath generator is a marvel of engineering excellence, requiring no usable bathroom space.

But the most aesthetically appealing thing of all about Steamist is the cost.

Get the surprising facts. Call toll-free 1-800-852-5000, operator 555 for the name of your nearest representative, who can give you the details.

Steamist Co., Inc.,
One Altman Drive,
Rutherford, NJ 07070



STEAMIST®
Division of Steamaster Co., Inc.

Circle 16 on inquiry card

**INTRODUCING THE COLOR TRENDS™ COLLECTION.
18 EVOLUTIONARY NEW COLORS THAT INCREASE YOUR SELECTION TO 90.**




Color Trends is a unique grouping of today's most contemporary colors, based upon the needs and demands of the marketplace. Colors that update and expand upon the 72 colors of THE COLOR GRID® System. Colors that complement current color directions and design applications.

The COLOR TRENDS collection. Keeping Formica

Corporation at the forefront of color.

For more information and free samples contact your Formica Corporation specification representative. Or, call 1-800-543-8201; Ask for Operator #207; in Ohio, call 1-800-582-1396.





Ultimately

Dornbracht

When only the best is good enough

When you require truly superior quality and unique European design solutions, Dornbracht is the answer. Dornbracht is Europe's first choice in exceptional decorative plumbing fixtures.

Dornbracht combines unequalled West German technology with a flair for style innovation. The result is a series of collections for bath and kitchen that are in a class by themselves; classic, contemporary, and very modern designs in finishes of polished brass, polished chrome, dull or silver nickel or even white enamel.

Ultimately, when only the best is good enough, Dornbracht is the choice. Your clients will know the difference. For complete information, write or call Santile, exclusive importers of Dornbracht to the U.S.


 **Santile**
International Corporation

1201 West Loop North, Suite 160, Houston, Texas 77055 • 713/688-1862

© 1984 Santile International Corporation

What Do These Prestigious Buildings Have In Common?

FORDHAM UNIVERSITY



SEALED WITH POLYSULFIDE 1965

*Lincoln Square of Fordham University
New York, NY
Architect: The Perkins & Will Partnership*

CARPENTER CENTER, HARVARD UNIV.



SEALED WITH POLYSULFIDE 1963


*Carpenter Center For The Visual Arts
Harvard University
Cambridge, Massachusetts
Architect: Le Corbusier*

UNITED AIRLINES HEADQUARTERS



SEALED WITH POLYSULFIDE 1966

*United Airlines Headquarters
Libertyville, Illinois*




To find out about other prestigious buildings that have been sealed for more than 15 years with Morton Thiokol LP polysulfide base sealant, send for your copy of, "It All Started Here".

*Morton Thiokol, Inc.
Morton Chemical Division
Mkt. Comm. Dept. AR
101 Carnegie Center
Princeton, NJ 08540*

Circle 19 on inquiry card

MILCO WINDOWS

AMERICA'S BLUEPRINT FOR QUALITY DESIGN



GEORGETOWN UNIVERSITY INTERCULTURAL CENTER • ARCHITECTS: METCALF & ASSOCIATES

At Milco, our thermal aluminum window systems are designed by some of America's most quality conscious people. And this level of consciousness doesn't stop when the blueprint is finished. Our engineers see that our windows are designed right and our craftsmen see that they're built right. So what you see, is what you get.



And you get a lot. Every Milco window is designed for maximum energy efficiency and durability. And why not? We're the toughest critics around. That's why we back up what we say with a full ten-year warranty.

If you're looking for thermal aluminum windows designed with quality right from the start, call our Quality Design Hotline collect at 715-845-9487 or jot a note to us at Milco, 7555 Stewart Avenue, Wausau, Wisconsin 54401. You'll be surprised with who hasn't kept pace with our blueprints and craftsmanship.

Check the Sweets General Building File Section 8.15/Mdw.



MILCO DIV.



Wausau Metals Corporation



Apogee Enterprises, Inc.

Corian®. The solid solution

Tough, non-porous CORIAN* resists wear in high-usage areas of virtually every shape and size.

Designing for problem areas such as those found in laboratories, banks or hotels requires a surface material that offers maximum design flexibility, durability and minimal maintenance. DuPont CORIAN gives you all three, beautifully.

Unlike laminates or gel-coated products, CORIAN is solid. Its color and pattern go all the way through. CORIAN is tough and non-porous, so it can shrug off the daily grind of high usage. Ordinary stains wipe right off. Stubborn stains (even cigarette burns) rub off easily with cleanser. And fine sandpaper will remove accidental cuts without marring the beauty of CORIAN.

Like fine hardwood, CORIAN can be worked and shaped to fit most areas, even problem spaces. And you can combine CORIAN with many other materials for more individual designs (as shown below).

Send for more information on CORIAN.

See Sweet's General Building Market 6.15/Du, or phone DuPont at 800-527-2601. For our 16-page book, "Designing with CORIAN," write DuPont Co., Room X39925, Wilmington, DE 19898. Telex: 83-5420.

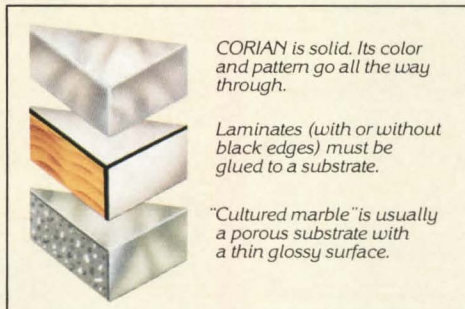
Outside the U.S.A.: Canada: DuPont Co., Box 455, 55 McCaul St., Toronto, Canada, M572W7; Europe: DuPont de Nemours Int'l. S.A., 50-52 Route des Acacias, Geneva 24, Switzerland, Phone: 41-22-37-86-18; Australia: DuPont Australia Ltd., 168 Walker St., No. Sydney, N.S.W., 2060 Australia, Phone: 923-6111; Japan: DuPont Far East, Inc., Kowa No. 2, 11-39 Akasaka 1-Chome, Minato-Ku, Tokyo, Japan 107, Phone: 03-585-5511; Singapore: DuPont Far East, Inc., Suite 601, World Trade Ctr., 1 Maritime Sq., Singapore 0409, Phone: 273-2244.

*CORIAN is a registered DuPont trademark for its building products. Only DuPont makes CORIAN.

Circle 21 on inquiry card



Fireman's Fund Employers Insurance Company, De Pere, WI, shows how CORIAN custom-fits a wide variety of creative designs. Champ Parish Raasch & Associates, architects.



CORIAN is solid. Its color and pattern go all the way through.

Laminates (with or without black edges) must be glued to a substrate.

"Cultured marble" is usually a porous substrate with a thin glossy surface.



CORIAN solidity and impermeable seams allow for maximum hygiene at Guy's Dental School, London. Derrick Graham, architect.

for problem areas.



Because of its beauty and toughness, CORIAN was used for these stylish counters in an El Paso, Texas, bank.



With CORIAN, stubborn stains and cigarette burns are removed with cleanser. Cuts and scratches can be sanded away.

Corian is solid all the way through. Combine it with other materials for unique edge treatments.

CORIAN

Solid Beauty That Lasts.



REG. U.S. PAT. & TM. OFF.

© 1981 Croftercraft®



Walls that sing.

Belgian Linen Wallcoverings by Croftercraft

Belgian Linen Wallcoverings in an imaginative variety of new textures. Optically enriching. Acoustically enhancing. All have a class A Flame Spread Rating in accordance with the ASTM-E-84 tunnel test.

For a distributor near you, call or write to Croftercraft® 104 West 40th Street New York, New York 10018 (212) 868-6548 (212) 868-6533

Circle 22 on inquiry card

**OUR PERFORMANCE
RECORD
IS A ROARING
SUCCESS**



PLANTERS INN
Architect: Liolio Associates, Inc.
Contractor: Ruscon Construction Co.

**GENERAL
ELEVATOR®**

For complete information refer to
Sweets or call for specifications.
5950 Precision Dr.
Orlando, Florida 32819
305-351-1011
In Florida Toll Free: 1-800-432-0561
Sales and Service locations Nationwide

Circle 23 on inquiry card



Architects: Blue/Sun, Ltd.



**Payroll Savings really works
...and that's no CROCK!**



These remarkable Roto Roof Windows let in 33% more sunlight and passive solar energy

Compared to our competitor's same size, similarly priced roof windows, Roto's smallest model lets in 75% more light — and our larger models let in 33% more.

Engineered in West Germany, Roto Roof Windows achieve this remarkable sunlight and passive solar energy gain through a new slim profile design that permits a far greater glass area in relation to their overall size.

And that's not all. They open *out* of the room and *out* of the way, offering the best protection from rain and snow — and open *wide* for maximum ventilation. And unique inside snap-in screens allow opening of the windows *without* screen removal.

Let in more light with ROTO

Send for comprehensive information and color brochure.


ROTO FRANK of America, Inc.
Spencer Plains Road,
Old Saybrook, CT 06475

Toll Free: 1-800-243-0893 (In CT: (203) 399-7158)

Circle 24 on inquiry card

Architectural Record Houses of 1984 24Ea

**YOU'LL GO BANANAS OVER
OUR ELEVATOR
DEPENDABILITY.**



CARAVEY INN
Architect: Joseph Sbarro
Contractor: Wright & Associates

**GENERAL
ELEVATOR®**

For complete information refer to
Sweets or call for specifications.
5950 Precision Dr.
Orlando, Florida 32819
305-351-1011
In Florida Toll Free: 1-800-432-0561
Sales and Service locations Nationwide

AR1

Circle 23 on inquiry card



The bookstore edition of *Record Houses 1982*
—regularly \$7.95— is now available at half price.

All orders must be prepaid.

Send your check or money order for \$3.95 per copy to:

ARCHITECTURAL RECORD

Single-copy sales

1221 Avenue of the Americas

New York, NY 10020



Record Houses

☆ reprise ☆

**READ
ALL
ABOUT
IT.**

**AGAIN
AND
AGAIN
AND
AGAIN.**

You can order reprints of any articles
that have appeared in *Architectural
Record*, whether in color (if the article
was published in color) or black-and-
white (if published in black-and-white),
in whatever quantities (minimum
100) you need, for use in your own
mailings and presentations.

For more information, price quotes
and help with layout and
format of your reprints, call:

Carol Frances
212/512-6081

ARCHITECTURAL RECORD

Residential R-wall – the elegant wall that endures – satisfies the needs of architects, builders, and owners.



Now get all the beauty and performance you want in an exterior wall.

You can specify from a combination of over 500 different colors and textures, and create virtually any style or shape or detail.

Because R-wall wraps an insulation blanket around the *outside* of your home, interior space remains stable, and you eliminate weather-related thermal shock and stress.

R-wall's all-acrylic finishes stand up to any environment beautifully. They are fade and stain resistant and provide an excellent moisture barrier.

Sea spray, ultra violet rays, freeze-thaw and wind driven rain are no problem for R-wall.

And the R-wall system *never* needs painting. No cracking or peeling – R-wall is virtually maintenance free.

ISPO has more installations worldwide than any other company, and our products are backed by the integrity of a

100-year old German firm with annual sales of over \$360 million.

Get more information about the lightweight, cost-saving R-wall system and how it is applied by factory trained installers. Call the ISPO Hotline 1-800-343-1188.



ISPO INC, 792 South Main Street, Mansfield, MA 02048.



Member:
Exterior
Insulation
Manufacturers
Association

R-wall[™]
Exterior Insulation and Finish System

This is Nevamar



♪ The Vogue Collection. ♪ A trio of cool blues and four noteworthy warm tones join fifteen current favorites in a fusion of the latest in laminates. ♪ All selected by designers for their immediate impact on today's environments. ♪ Stocked in Glossies or standard Textured finish. ♪ More Vogue colors to come... as the mood swings. ♪ For samples, call 1-800-638-4380. ♪ Nevamar Corporation, Odenton, Maryland 21113.

NEVAMAR
DECORATIVE LAMINATES

Circle 26 on inquiry card

Panache.



Panefold introduces a new generation of wood folding doors designed to offer total flexibility for space planning in both hotel/resort guest quarters and residential interiors. Featuring six inch wide panels with a choice of cane, mirror or translucent inserts or carved surface detailing in a wide variety of wood veneers and decorative laminates in heights to 12 feet.

These designer inspired folding doors make great cover-ups for closet/storage areas and an excellent choice for room dividers.

The practical alternative for saving space with a great look!



New from
Panefold[®]

Panefold, Inc. PO Box 680130 Miami, Florida 33168 (305) 688-3501 Telex 52 2173

Circle 27 on inquiry card

The busier you are, the better it looks.

Do three things at once—easily! With Elkay's deluxe three-compartment Cuisine Centre.™

Prepare food in one of the extra-deep, stainless steel sink compartments. Drain dishes in the other. And toss scraps into the special disposer compartment.

For even greater convenience, we've added a custom-fitted, hardwood cutting board, and rinsing

basket. And you'll especially appreciate

the added luxury of the dual-handle Elkay faucet with swivel aerator, spray, and deck-mounted drain releases.

Make it easy on yourself with the ultimate in kitchen convenience... the Elkay Cuisine Centre.

Elkay style. Reflected in everything we do.



MODEL NO. LCR 4322-C

Over 20 million consumers will see this ad. That's Elkay selling for you!

ELKAY®

Send for our new, full-color, 26-page brochure on Elkay sinks, faucets, disposers and accessories. Please enclose \$1.00 for handling.

Elkay Manufacturing Co., 2222 Camden Court, Oak Brook, IL 60521.

Circle 28 on inquiry card

The Professional Services Management Association has announced that it will maintain permanent offices at 1213 Prince Street in Alexandria, Virginia 22314, and has appointed its first Executive Director, Donna Tobin. Among the objectives of the move is the broadening of available management information. The telephone: 703/684-3393.

AIA's New York Association goes public on opposition to church de-landmarking

Joining a growing group of such organizations as the state Preservation League and New York City's Municipal Arts Society in open opposition to a bill currently before the legislature that would exempt church property from landmark designation controls, the New York Association has gone public with its stand. According to Ralph Heiman, association president: "It is morally unacceptable for untaxed religious bodies to sell their properties for gain on the backs of state taxpayers."

The ripple effect of such a bill makes it a matter of national importance. The pros and cons were listed in RECORD last September (see page 25) as well as the appropriate persons to write in the state capital for those so moved.

Another rise in housing affordability

The National Association of Realtors indicates that the year started with an affordability index of 86.2, a further rise over the last poll (see March news). This meant the median family income of \$24,700 was that per cent of the amount required to buy the median-cost existing house at \$70,000. Preliminary reports indicate that the year as a whole reached 83.6.

One of the star performers of the current recovery, the housing industry, is doing better than even the optimists were assuming not too long ago. Last fall, most industry analysts and the National Association of Homebuilders were reckoning on an annual-housing start rate of about 1.7 million starts for this year, a number equal to last year's.

However, as warm weather began to set in across the nation, NAHB revised its figures upward to 1.8 million starts for the year, spurred by the dramatic seasonally adjusted rate of 1.9 million for January and 2.2 million in February.

Part of the spurt is due to new financing techniques.

In a World News interview with Betsy Qutb, the NAHB's staff vice president for mortgage finance said that builder bonds are "overwhelmingly the most popular option" among builders. These bonds, which were invented in the late '70s by big builders, are today used by builders of all sizes, accounting for maybe \$3 billion annually—an amount equal to roughly 5 per cent of annual mortgage originations for new home construction (Total annual mortgage originations, including other use such as rehabilitation and renovation, total about \$200 billion annually).

Construction firms gain direct access to national capital markets by floating bond issues using the individual home purchaser's mortgage as collateral.

The difference from normal practice, in which a savings and loan association or a mortgage bank holds the mortgage, is that the builder himself does that. His bond market loans, secured by the buyer's installment payments, borrow a leaf from other installment purchases such as cars and appliances: the builder reduces his taxes by reporting only the monthly payment received rather than the total sales price.

Builders claim that this type of financing cuts interest costs to the buyers as well—Qutb estimates anywhere between one-half and one-and-a-half per cent depending on variables such as the local market and competition.

Builder bonds became a political football earlier this year in Washington when word leaked out that the Treasury, concerned over revenue losses by this installment-plan tax treatment, was considering new regulations or issuing adverse tax decisions. Housing industry allies in

Congress introduced a "sense of Congress" resolution to retain the present status of builder bonds. Qutb says the industry got verbal assurances from the administration that they would not try to change the rules in the near future and that, if they do, they will attack other installment sales as well.

Another financing technique that is believed to have contributed significantly to the current boom is the adjustable rate mortgage. While estimates about the popularity of these mortgages vary, an NAHB mortgage specialist guesses that maybe 50 per cent of all conventional loans today are ARMs. These come with all sorts of wrinkles, but their common feature is that their interest rates are tied to rates on government obligations, such as Treasury bills, and so they change at fixed intervals, such as every one, three or five years.

Some of these mortgages have payment caps, but these can be deceptive. Payments cannot be raised beyond a certain percentage, but if that is insufficient the difference may be added to the principal. Others have interest caps, but these ARMs typically feature a somewhat higher first payment. ARMs have a "buy-down" feature—a low initial rate and first-year-payments schedule to entice buyers that goes up dramatically later no matter what the interest rate situation is. "It's not necessarily bad, but you have to watch it," says the NAHB expert.

How long the boom will last is uncertain. NAHB notes that interest rates have been edging up slowly, from 12.75 per cent (the Fannie Mae rate without-service charge of .375 per cent) in early February to 13.2 in early March, and 14 per cent is somewhere on the horizon. This does not cause any great concern now, but 1985 is a different matter: "Wall Street is more jittery over next year," says the NAHB analyst. Pressure on the money markets has not been excessive so far because "business wasn't borrowing that much, but it is borrowing more now. The full impact of the deficit of \$200 billion will be felt next year."

Peter Hoffmann, World News, Washington, D.C.
More news on page 34



Home of the Stanford faculty. Warm, friendly and shingle-minded.

*Peter Couatts Hill Condominiums,
Palo Alto, CA (Stanford Campus).
Architect: Fisher-Friedman Associates*

Perched on a hilltop on the Stanford campus is the latest award-winning example of how to "touch the earth" on your next multi-family housing job. The architect: Fisher-Friedman Associates. The developer: Stanford University for its faculty. The appeal: Warm, natural, friendly, residential. "Natural cedar shingle exteriors combined with earth color accents create a comfortable and appropriate residential environment within the university campus."

—Rodney Friedman

For our color brochure "27 New Commercial Ideas in Cedar (and a few old ones)," write Suite 275, 515-116th Ave. N.E., Bellevue, WA 98004. (In Canada: Suite 1500, 1055 West Hastings St., Vancouver, B.C. V6E 2H1.)



These labels on red cedar shingle and shake bundles are your guarantee of Bureau-graded quality. Insist on them.



*Northwest Indian cedarbark garment.
Cedar. To touch the earth.*

Red Cedar Shingle & Handsplit Shake Bureau

Circle 29 on inquiry card

Holophane Classics

*Why settle for
anything less than the original?*



We started the prismatic glass "fad" back in 1898. As the heart of commercial/industrial lighting, our glass has always been what others styled theirs after. But, as you know, there is really no substitute for the original. Available in 9 styles in sizes from 7" to 25½" in diameter. Polished or antique brass, copper, chrome and painted finishes. Contact your local Holophane representative or call Neil Thompson, (303) 978-2677, for ordering and product information. Manville, P.O. Box 5108, Denver, CO 80217.

Manville

Circle 30 on inquiry card



Splendor in the Glass

With Sunglas® Reflective Green, one of over thirty solar control glasses by Ford.

There's an impressive addition to the prestigious Chicago skyline — 333 Wacker Drive. Its unique emerald green color is the result of 275,000 square feet of Sunglas Reflective by Ford which was installed coated side in to create the subtle green appearance.

Sunglas Reflective by Ford is the versatile solar control glass that blocks up to 65% of the sun's heat while letting in over 40% more natural daylight than the closest competitor at a cost that's surprisingly low. Now you can combine effective solar heat reduction and "Daylighting" for lower operating costs.

Sunglas Reflective is part of Ford's Sunglas family — a family of over 30 different solar control glasses with colors and shading coefficients for virtually any application. All Sunglas Reflective products are also backed by Ford's ten-year coating warranty.

The next time you specify reflective glass, specify the total performance and versatility of Sunglas Reflective by Ford. For quality, variety and availability in solar control glass, nobody outglasses Ford.

For more information call: 1-800-521-6346 (in Michigan collect: 313-446-5915).

Owner: Urban Investment and Development Co.,
Equitable Life Assurance Society of the U.S.
Architect: Kohn Pedersen Fox Associates,
Perkins and Will (Associate Architects)
Glazier: Cupples Products
Contractor: Inland Construction Co.
Glass: Ford Sunglas® Reflective Green


 GLASS DIVISION

Circle 31 on inquiry card



MUSEUM STORAGE

SPACESAVER STORAGE SYSTEMS



Your Source for Planning High-Density Storage Systems in the Museum Environment.

16 pp. Planning Guide presents data on Spacesaver high-density storage systems for museum collections. Aids in solving specific storage problems encountered in the museum environment such as collection damage, vibration, particulate matter, fire and water protection, lighting and security. This comprehensive guide for the professional is yours for the asking.

Spacesaver

When performance counts.



Spacesaver Corporation 1450 Janesville Ave., Ft. Atkinson, WI 53538 (414) 563-5546

Circle 32 on inquiry card

Appealing post and beam homes. Flexible designs, both traditional and contemporary, eloquently expressing the beauty and practicality of natural materials. Floor plans reflecting an appreciation for today's style of living. Construction techniques responsive to the critical issues of climate, energy efficiency and personal comfort.



To receive our 50 page Design Portfolio, mail \$10 or telephone for VISA® or MasterCard™ orders.

TIMBERPEG

Dept. ARA, Box 8988
Fort Collins, CO 80525
(303) 221-3355

Dept. ARA, Box 1500
Claremont, NH 03743
(603) 542-7762

Dept. ARA, Box 1007
Elkin, NC 28621
(919) 366-2501

Circle 33 on inquiry card

Dealer inquiries invited

©1984, T-Peg, Inc.

Business news continued

Administration recommends zero budget for Historic Preservation Fund for fourth straight year

In prior years, Congress has overridden such zero-budget recommendations by providing some \$26 million annually (down from \$60 million in 1979 and amounting to some 26 ten thousandths of one per cent of the national budget). But perhaps not this year. With pressure stronger than ever to tighten up on Federal spending, only the fact of this being an election year holds any real hope for substantial monies for the fund.

Included in the fund's activities are grants to the National Trust and matching grants to states for, among other things, certification to the National Register required for preservation tax credits (see RECORD July 1983, page 37 for an explanation of how these work). Last year \$2.165-billion worth of rehabilitation projects qualified

for the credits (up 87 per cent over 1981 when the current more advantageous credit schedule went into effect). New and existing housing units totaled 38,637, accounting for about half of all rehabilitation projects. Without state certification, many of these projects would not have reached the register and consequently been carried out under the tax-credit program.

When polled, 64 per cent of owners using the credits stated that they would have not undertaken the rehabilitation work without them. Total building rehabilitation investments in 1983 reached \$21 billion, although much of this would have not qualified as work to restore historic character. C.K.H.

Survey would reveal new value for design professionals

An informal survey taken among a limited number of design professionals across the United States by communications consultants Capelin & Landreth reveals the potential for important changes in the building industry after a decade marked by severe inflation and several sharp recessions. Most consistently observed was a marked increase in demand for "quality" in planning, design and construction. The designers attributed the demand to:

- Increased competition among developers for buyers, tenants or users, with design being used for its marketing value in getting buyers or tenants.
- A desire for long-term investment, which has given rise to the "facilities manager" for buying, analyzing and monitoring design services.
- Caution over the effectiveness of "fast-track."

Other significant trends noted by the survey of designers include:

- Interest in rehabilitation of older structures to take advantage of existing structural systems, quality materials, tax incentives and simplified land-use approvals.
- A "cooperative" approach to planning and design as a means

to satisfy all interests, ease regulatory procedures and protect investment.

- The architect's role of a "facilitator," using his own public and private sector contacts to effect development.
- Time saved through computer-aided design and other automation being reinvested in the design process to improve quality.

According to Capelin & Landreth principal, Joan Capelin: "Galvanized by economic experience, the successful design firm today has adopted new management techniques, long-range planning, and marketing and other business development methods, implemented by newly specialized, in-house personnel or by outside consultants. The result has been the evolution of a more aggressive business organization able to compete for more—and better—projects on which to apply its design skills."

More news on page 38

depth perception

Republic has it—a perfect pair!

Full 8" sink depth in elegant double-bowl stainless steel is matched with Republic's 7"-deep bar sink. Both feature Republic's exclusive, hand-crafted radiant finish and whisper-quiet sound deadening. Together they add a new dimension in convenience for fine entertaining or just plain good living.

For value, quality and availability you can count on,
buy Republic.

REPUBLIC
...it's forever

Republic Stainless Steel Sinks
P.O. Box 429
Paris, Illinois 61944
217-465-5361



UNR Home Products
Division of UNR, Inc.

Circle 34 on inquiry card

TRANSAM PLAZA, Oakbrook Terrace, IL Architect: Solomon, Cordwell, Buenz & Associates, Inc. Chicago Contractor: Inryco Construction Company Chicago



CURTAIN WALLS BY INRYCO



Window walls that are flushed or recessed. Surfaces flat or sculptured. Sweeping curves, oblique corners. Colors that are striking or subtle, matte or glossy. Long-life painted finishes or porcelain enamel. All these are possible in low or mid-rise construction with Inryco Curtain Walls.

Send for more information in Catalog 13-7. Write Inryco, Inc., Suite 4033, P.O. Box 393, Milwaukee, WI 53201 Wire: (ITT) 4993931 Inryco A WMIL



Circle 35 on inquiry card



Circle 36 on inquiry card

Not long ago, every house (and most of the outhouses) in Fair Haven Vermont.

"The first slate roof in Vermont was for a barn. It was sold in 1848 by quarry owner Alanston Allen, who agreed to wait one year for

Business news continued

Small-town movers and shakers sought

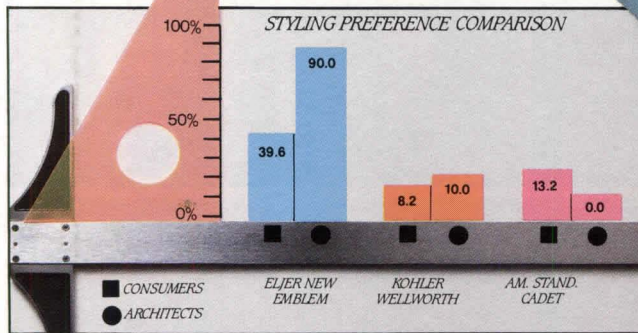
AIA analysis of Administration's 1985 budget available

Introducing the New Emblem from Eljer. Architects, consumers and plumbers call it practically perfect.

Pretty isn't good enough for Eljer. To be really good, a product must be practical. Our New Emblem is a perfect example. It looks like an expensive European import. But underneath it's an easy-to-install, trouble-free water saver that costs no more than the original Emblem. Very practical.

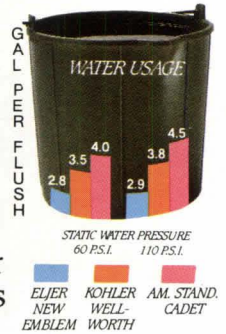
Preferred by architects 9 to 1.

When comparing Kohler's Wellworth and American-Standard's Cadet, 90% of architects interviewed preferred the New Emblem. Seventy-percent perceived it as "the best value." Almost 40% of the homeowners interviewed found it "most pleasing," compared to 13.2% for the Cadet and Wellworth. It practically sells itself.



Outperforms ANSI and the competition.

The New Emblem also overpowered the competition in waste removal comparison tests. Water usage per flush averaged less than three



gallons per flush—less than the Wellworth and the Cadet at all pressures. And Emblem won in a whisper over the competition in noise level tests.

A master plumber's masterpiece.

To make the New Emblem as easy to install and free from call backs as possible, we showed our prototypes to a panel of master plumbers. They examined them, put them together. Examined them again. And then made suggestions on how to make the New Emblem even better. The result is a combination that's faster to install than anything on the market today.

Find out more about the New Emblem and other innovative Eljer products. Call or write:

Eljer. Where practical makes perfect.

ELJER

Eljer Plumbingware
Three Gateway Center
Dept. AR
Pittsburgh, Pennsylvania 15222

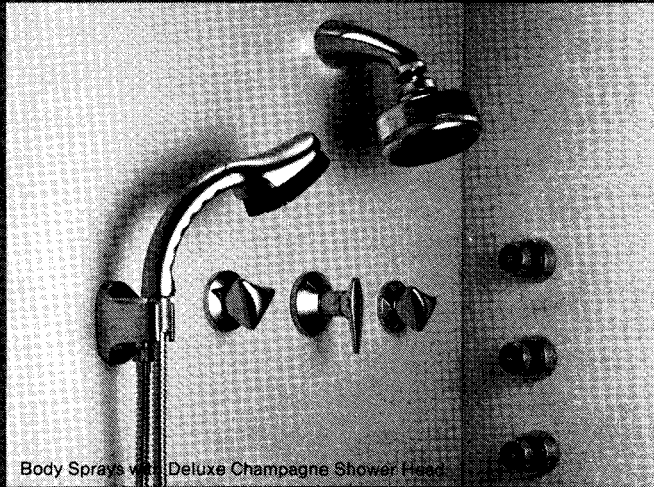
A HOUSEHOLD INTERNATIONAL COMPANY

Ultimate Water Movers ... GROHE

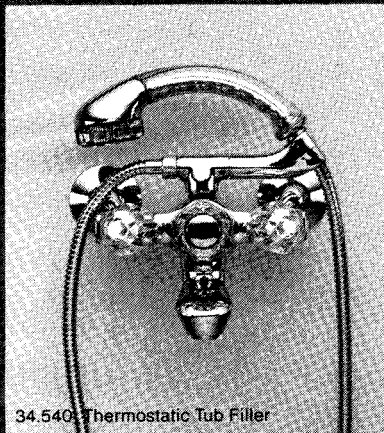
European Originals by Grohe provide the finishing touch for kitchen, bath and spa environments.

These and other solid brass models are available in chrome, 23-karat gold, antique, pewter, satin and white finishes.

Grohe faucets represent a 50-year tradition of excellence in styling, engineering and reliability.



Body Sprays with Deluxe Champagne Shower Head



34.540 Thermostatic Tub Filler



Colani Ceramic Handle Options




33.791 Ladylux, Chrome/Mocha



Custom Shower Heads and Arms



13.472 Roman Tub Filler



33.793 Ladylux, 27.831 Accessories



GROHE AMERICA, INC., Subsidiary of ITT CORP.
2679 Coyle Avenue, Elk Grove Village, Illinois 60007
(312) 640-6650 • TELEX: 287415

Write for our new 12-page *International Collection, Ladylux and Harmony in White™* brochures. © 1984 Grohe America, Inc.

Circle 39 on inquiry card



Dress up a house with traditional Andersen beauty. Grilles optional.

House

What more beautiful way to dress up a house is there than with Andersen® Perma-Shield® angle bay and bow windows?

And what easier way is there to do it?

With Andersen windows much of the work is already done for you. The units are pre-assembled with head and seat platforms in place. So you can make short work of installation.

Inside finishing with recommended Andersen parts is fast and easy, too.

Now isn't that beautiful?

So is the way Andersen builds strength into its narrow mullion design. It makes for a bigger, brighter, more beautiful view. And it makes the look of these windows match the trim lines of other Andersen windows and gliding patio doors.

And because these Perma-Shield windows have a low-maintenance rigid vinyl exterior,* they'll keep their fashionable good looks year after year. And save on window maintenance costs.



Dressing

Most of these windows are also available with optional High-Performance Insulating Glass™—Andersen's new double-pane glazing that's more energy efficient than triple-pane.

There simply isn't an easier, more beautiful, more energy efficient way to bring an elegant touch to all your designs.

Why not let your Andersen distributor or dealer help you dress up your traditional and contemporary housing plans with Perma-Shield angle bay, box bay and bow windows. See the Yellow Pages under Windows for your Andersen supplier. For additional details see Sweet's File 8.16/An. Or write to the Andersen Corporation, Box 12, Bayport, Minnesota 55003.

Come home to quality. Come home to Andersen.®

Andersen Windowalls®



Add a "bay view" with contemporary casement appeal.

*Low maintenance features vary by window style. Roofs not supplied by Andersen. Printing limitations prohibit exact duplication of Terratone color. See actual sample. 84126 Copyright©1984 Andersen Corp., Bayport, MN

Circle 40 on inquiry card



Naturalite, your single source for skylights.

You are successful because your structures are design oriented and because they work. We became America's largest skylight company for the very same reasons.



Kimbell Museum of Art
Fort Worth, Texas

You can count on Naturalite to meet your aesthetic requirements. Equally important, Naturalite will gladly assist you from the design phase forward to insure enduring performance.

If you choose, Naturalite will work with you in determining proper illumination levels, taking into account such factors as activities, room sizes, and building orientation.

Naturalite will also help establish energy considerations through a computerized system which simulates local energy interactions. This data can then be interpreted into such facts as energy cost/savings and pay-back projections.

With Naturalite's Illuminometer system, daylight levels can be constantly monitored and artificial

Sombrilla provides shade for southwestern university commons area.



University commons
sombriilla.

lighting automatically switched on or off, resulting in dramatic energy savings in many cases.

Finally, Naturalite can execute your design in acrylic, glass or polycarbonates. And, we are equipped to install larger custom applications almost anywhere.

See Sweets insert 7.8/Na or contact the factory. Specify Naturalite skylights. The only skylight source you really need.



Residence
Kansas City, Missouri



Tuesday Morning Company
Dallas, Texas



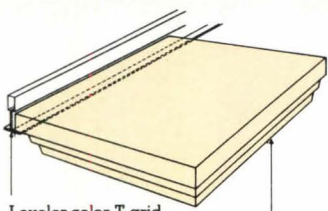

J.C. Penney Store
Abilene, Texas

NATURALITE® INC.

3233 West Kingsley Road,
Garland, Texas 75040
Box 28636, Dallas, Texas 75228
(214) 278-1354

FOR INFORMATION CALL:
Jim Wozniak, V.P. Arch. Design
(Toll Free) 1-800-527-4018

Circle 41 on inquiry card



Levolor color-T-grid

Levolor decorative panel


Detail of Decorative Ceilings
Suspension using Levolor
color-T-grid.

Levolor Decorative Ceilings. All the richness and warmth of natural wood at a splinter of the cost.

Levolor offers a series of outstanding classic and contemporary modular ceilings cast in urethane or incombustible fiberglass-reinforced gypsum. They authentically reproduce the shape, texture and finish of hand-carved wood originals. Levolor decorative ceilings are available in fruitwood, oak, teak, walnut and designer's white finishes and offer a choice of style, size and closed or open design. The entire system—decorative panels, lighting diffusers and finish-coordinated color-T-grid suspension—all from Levolor. Integrated lighting fixtures will be available soon. Let your imagination soar to the tree tops with the natural beauty of wood—at a price that's more down-to-earth. For details write: Architectural Resource Group, Levolor Lorentzen, Inc., 1280 Wall Street West, Lyndhurst, N.J. 07071. In Canada, 55 Jutland Road, Toronto, Ontario M8Z2G6.

KITCHEN CLASSICS


FROM CHICAGO FAUCET




A



D




F



B




E



G



C



H

Beauty, elegance and a hint of European influence are captured in Chicago Faucet's kitchen classics. Choose the charm of polished brass or traditional chrome and then complement either with ceramic, acrylic, chrome, or polished brass handles. It's your choice, and it's all from Chicago Faucet.

- A. No. 50-E3-372 CP
- B. No. 50-E3-317 PBF
- C. No. 201-GN8AE3-317 CP
- D. No. 200-GN8AE3-370 CP

- E. No. 728-SS-372 PPF
- F. No. 201-L9-370 PPF
- G. No. 1100-GN8AE3-317 CP
- H. No. 201-GN8AE3-317 PBF



YOU CAN'T BEAT THE SYSTEM.



The complete insulating entry door system that has engineered solutions to the cracks around the door and glass.



PEACHTREE®

AVANTI

It's not enough to provide your customers the most efficient insulating entry door and side lites available. (Avanti's polyurethane core assures you that.) Just as important is the weathertightness of the entire unit.

UNMATCHED WEATHERTIGHTNESS.

Peachtree's Avanti System gives unmatched weather-tightness. **1.** The frame, sill, threshold and weatherstripping have been engineered to provide a complete, long-lasting seal around possible leak areas. **2.** The bottom sweep is permanently fused to the door and is simply the finest in the industry. **3.** The adjustable threshold assures a tight seal against the bottom sweep.

4. Avanti doors and side lites are factory glazed to prevent air and water leaks. No other insulating door is.

ECONOMY.


Years and years of fuel savings, trouble-free service and comfortable living make Peachtree's Avanti System the wisest, most economical entry door choice. And Avanti doesn't sacrifice beauty. The precision embossed steel surfaces create the beauty of fine traditional doors. Write or call for complete details.

PEACHTREE®

PEACHTREE DOORS, INC. BOX 5700 NORCROSS, GA 30091 404/449-0880

SPACESAVER

HIGH-DENSITY MOBILE STORAGE SYSTEMS



Spacesaver understands the value of space... and commends its intelligent and creative use. By recapturing wasted non-productive aisles, we double storage capacity without increasing the original space... or save 50% of space with the same storage density.

Spacesaver is the leading manufacturer of high-density mobile storage systems in North America. Ongoing investments in superior engineering, advanced "state-of-the-art" electronics and dedicated personnel continuously yield innovative products that excel in the marketplace. Coupled with a life-long commitment to quality, Spacesaver assures distinctive high-density mobile storage systems in appearance, reliability and performance.

Spacesaver Corporation, 1450 Janesville Avenue, Ft. Atkinson, WI 53538 Tel: (414) 563-5546



Circle 45 on inquiry card



The Signature Custom Leisure Pavilion is an aluminum and stainless steel building glazed with clear and/or translucent single or double-wall panels, and with a motorized opening roof system. It can add a whole new dimension to your life.

A WORLD APART. BUT NOT A WORLD AWAY.

Signature[®]

CUSTOM LEISURE PAVILIONS BY SOLAR STRUCTURES

For your most discriminating clients—a sheltered, private world of lush plantings, shimmering water, warmed by sunlight, cooled by the romantic glow of moonlight. The perfect way to swim, exercise, or host a poolside party, even on chilly nights.

With a Signature Custom Leisure Pavilion a pool

becomes a place to relax, unwind, refresh the spirit

Any season of the year.

For a full color Portfolio of Signature Pavilions and the distributor nearest you write or call:

Signature, P.O. Box 100, Wheeling, IL 60090.

Telephone 1-312-634-9355.

Solar Structures products are available only through authorized, independent distributors. Your inquiry will be forwarded to the distributor in your area.

Solar Structures is a division of IBG International, specialists in glazed structural systems since 1914.

Circle 46 on inquiry card



Riser.®
 Because sometimes it takes an extraordinary faucet to do an ordinary job.

Riser.® The world's first adjustable-height kitchen faucet. Riser gives you the practicality of a hi-rise faucet, and the good looks of a traditionally-styled faucet.

Riser takes care of all the jobs an average faucet should handle, but can't. Like filling coffee urns, vases or tall pitchers. Because its spout lifts to more than 10 inches above the sink. And since it's a Moen, it's backed by our

reputation for quality and reliability.

Riser is the perfect choice for upgrading the kitchen. So when just any old faucet won't do, let Riser do the job.



NCHI Member
 National Council of the Housing Industry



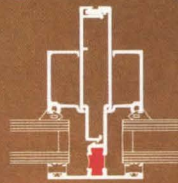
Architects: Marshall & Brown, A.I.A., Kansas City, MO.
Kawneer Products installed by Meyers Glass Co., Kansas City, MO.

The Long, Dry Season.

Kawneer Seamless Mullion II can make it last a lifetime.

Distinctive, long runs of glass. Dry glazing. A true, engineered, internally drained and weeped system. Top thermal performance numbers. And a concealed vent option. These are the features that can turn into a lifetime of benefits for your next building design.

Kawneer Seamless Mullion II gives a design much more than aesthetics. Dry glazing makes installation quicker, easier, with no unsightly tape bulges. And the best thermal performance anywhere is proved by a "U" value of .60 and CRF of 58.











For additional information about Kawneer Seamless Mullion II and long-running performance, write: The Kawneer Company, Dept. C, 1105 North Front Street, Niles, MI 49120.

Kawneer
The designer's element.

Circle 48 on inquiry card

FORM DEMANDS GREAT COLOR.



Fabricated by H. C. Osvoold Co., Minneapolis, MN, using Versafarm forming process.

GREAT FORM DESERVES COLOR QUEST.

For its palette. Eighty colors, including 28 new choices. Soft, *quattrocento* creams, pinks, blues, violets. Purely Postmodern greys, blue-greys, grey-greens. Suavely updated reds. Chosen for precise color coordination, within Color Quest and with other fine design materials.

For its format. Bendable. Curvable. Shapable. To a sleek wrap, a fine

radius. Textured in subtle matte, or embossed grid, or mirror gloss. In standard sheets, flexible grids and functional tambours.

For its function. Technological options to erase the performance barriers of a color plan. Enhanced resistance to abrasion, stain, impact. Antistatic properties. Chemical resistance. A Class 1(A) fire rating. Color Quest. The one decorative

laminate line pledged to the evolving world of the design professional. For samples, literature and technical data, call now toll-free:

1-800-433-3222

In Texas: 1-800-792-6000

WILSONART®
Color Quest™

© 1984, Ralph Wilson Plastics Company

Circle 49 on inquiry card

Record Houses 1984


“There is no absolute perfection, there is no communicable ideal; but much that is empiric, much that is confused and extravagant, will give way before the application of principles based on common sense and regulated by the laws of harmony and proportion.”
—Edith Wharton and Ogden Codman, Jr.,
The Decoration of Houses, 1897

“Houses of the best taste are like clothes of the best tailors—it takes their age to show us how good they are....”
—Henry James,
The American Scene, 1906

In selecting houses for this issue, the editors of ARCHITECTURAL RECORD have not presumed to espouse a single esthetic canon. Nor have we arbitrarily dismissed empiricism or even the occasional extravagance, since the discoveries made by untrammelled inventiveness can sometimes more than offset a minor breach of conventional “good taste” or economy. We looked (as always) for designs that are at once visually provocative, physically attuned to their environments, and representative of the diversity of modern life—and we found again and again that the architects who submitted projects to our awards program had turned to history for inspiration. (The Shingle Style, in every latterday variety known to Vincent Scully—and a few novel permutations besides—is clearly as popular as ever. Of course, Palladio, Lutyens, Wright, Le Corbusier—and yes, Breuer too—still have loyal disciples from coast to coast. And Norman farmhouses remain in demand.)

We were pleased to observe that the products of this studious reflection, however admirable, are not confined to stylistic revival and adaptation of regional vernacular—though our roster of award-winners includes noteworthy examples of both modes. Especially gratifying are the signs of architects’ sensitivity to the less obvious ways in which a house becomes a *personal* historic landmark for the client, imbued with an individual’s or a family’s private traditions and alive with the spirit of a particular place.

If these dwellings gain a mention in future histories they will not, one hopes, be cited solely as the self-expression of architects’ egos. Admittedly, some of the buildings shown on the following pages embody grand gestures which, for all their present drama, may in years to come seem merely grandiose. But there is also plenty of the common sense, harmony, and patiently adjusted proportion that allow a house to fit its owner comfortably, to wear well, and even to grow more becoming with age. *Douglas Brenner*

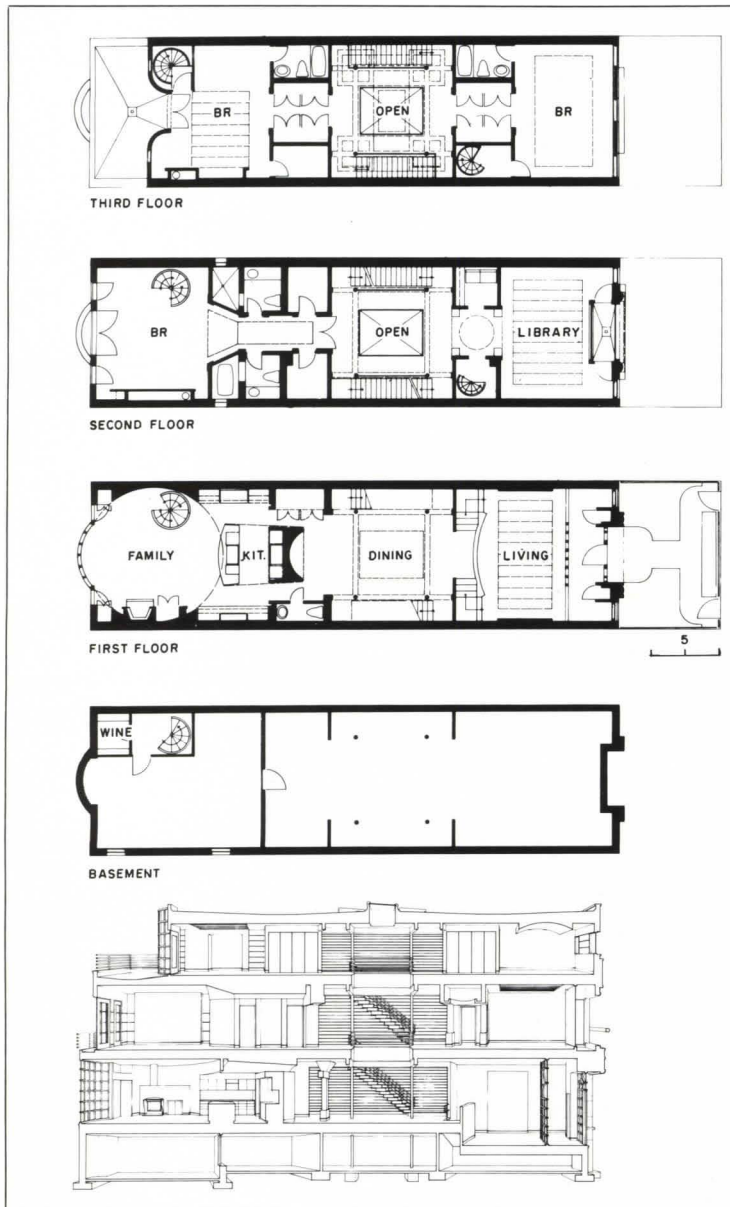


ENTRY HALL

Bozzi House,
Robert A. M. Stern Architects



House of Light Chicago By Booth/Hansen & Associates



"I think we've all had our fill of funereal buildings," says Laurence Booth as he surveys the interior of a new Chicago residence his firm calls the House of Light. "We now want things to be light, lively, and delicate." This desire, albeit commendable, is hardly novel, expressing an impulse that has inspired a long line of town-house architects from the brothers Adam on. More tellingly, perhaps, the freshness for us of Booth/Hansen & Associates' radiant design is its aura of confident grandeur, a tone we no longer expect of city dwellings built in our own time.

One immediately senses the neoclassical derivation of the house without measuring the golden sections and perfect squares that have been painstakingly traced into its limestone-and-granite facade (opposite) or the double cubes and other mathematical figures defined by its axial parti. Nor is this classicism purely ornamental. On the contrary, the 5,200-square-foot structure erected on a vacant lot in Chicago's Lincoln Park possesses a cool, almost abstract reserve that holds it aloof from the florid eclecticism of its turn-of-the-century neighbors. It is the visible warmth of the light-filled interior, contrasting textures, and Booth/Hansen's gentle modulation of geometry that take the chill off the facade's lapidary elegance.

The clients, a couple with one small child, wanted surroundings in which they could entertain formally on occasion without sacrificing a casual mode of daily life. To that end, Booth/Hansen freely reworked the front-and-back-parlor row-house type without its dark core and narrow hallways (but *with* its backstairs and top-floor nursery). They demarcated stages of formality with a sequence of permeable barriers that channels circulation around the central spine and molds softly rounded volumes within the rectangular shell. This spatial progression starts with a wrought-iron garden fence and glazed vestibule, extends through a pair of niches, and terminates in a rear bow window (photo below).

Though laid out for the convenience of a family without live-in servants, the enfilade of variously shaped rooms and anterooms is not unlike that of a London town house by Adam or Soane, or a small Paris *hôtel* of the 18th century. More exceptional is Booth/Hansen's placement of the dining room at the base of a three-story skylighted gallery flanked by open stairways (overleaf)—a spectacular, if distracting, set piece. At night, a glowing oculus outside the second-story library takes over as a private household sun. *D.B.*



The superimposed grids of glazed panels help to create a visual (and climatic) screen for the living room (upper photo below). This reception area (see also page 63) is in effect only an anteroom, a prelude to the virtuoso piece beyond: a skylighted gallery rising the full height of the house (opposite and lower photo this page; fire-code requirements initially prompted the installation of multiple stairways). Columns,

architraves, and a deep niche give the dining room its own identity at the base of this luminous stairwell, although one's eye is inevitably drawn to a lighted oculus outside the second-floor library (below and opposite). The round feet of the dainty balcony posts are raised one quarter inch above their actual bases, intensifying the sensation of a space alive with dancing rhythms.






Curvilinear forms in the family room (below) echo arches in the partially visible entry facade, the apsidal screen wall in the formal living room (opposite), and the open vault above the niche between dining room and kitchen (far right in photo opposite). However, unlike the living and dining rooms, which strike the visitor as vantage points for architectural extravaganzas, the relatively self-contained family room is a welcoming island of calm. A spiral staircase opposite the fireplace offers a more intimate alternative to the grander steps at the center of the house (and also helps to satisfy Chicago's fire code). Architect Laurence Booth reports that the owners' son, who must climb to a third-floor bedroom, is "a very careful little boy."

*House of Light
Chicago*



Architects:
*Booth/Hansen & Associates
555 South Dearborn
Chicago, Illinois 60605
Laurence O. Booth, designer,
assisted by Keith W. Campbell,
Steven F. Weiss, John C.
Shuttleworth*

Engineers:
Chris P. Stefanos Associates

Photographer:
©Paul Warchol

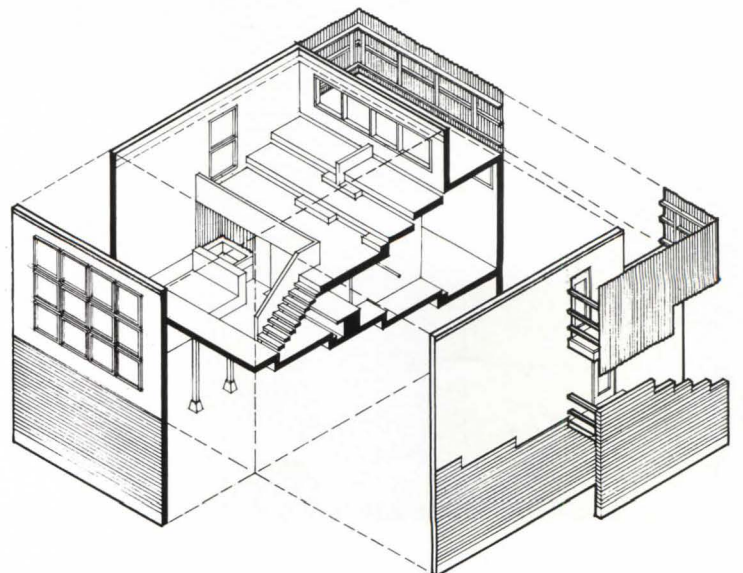






Millett has left an ample basement for future expansion beneath the present living space, which is framed in six-inch studs with a cladding of tongue-and-groove cedar and corrugated galvanized steel. High windows ensure seclusion while illuminating the multifaceted habitat of white walls and Swedish-finish particle board floors. Much of Linda Farris's collection is the work of Northwest

artists, such as Sherry Markovitz, whose polychrome animal heads hang above the bathroom and kitchen, and Peter Millett, the architect's brother, who painted a special panel for the front door.



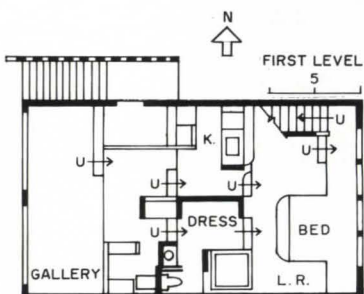
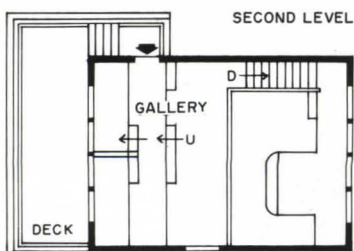

Farris House

Seattle

By Mark Millett of Krekow/Jennings/Millett

Looking at the contemporary art Linda Farris shows in her Seattle gallery and collects at home, one appreciates the fitness of the residence she commissioned from Mark Millett. Besides affording an impressive variety of backdrops for changing displays within only 1,200 square feet of space, the house itself reflects Farris's taste for vibrant pattern, emphatic profiles, and piquant twists of convention. Stylistically, the corrugated-steel-trimmed box she calls home stands as far apart from the warmth-of-wood tradition of modern Northwest design as it does from the jerrybuilt bungalows that crowd the surrounding neighborhood. Closer in spirit to Millett's design are the artist's studio houses of early 20th-century Paris, which similarly enclosed versatile living and working lofts in simple cubic constructions. Bold simplicity suited Farris's \$40,000 budget as well as her stated desire for one big all-purpose room with a view where a single woman or a couple could as happily live alone as throw a party for a crowd. The steeply sloped urban lot Millett found for his client brought the economic advantages of an unfashionable address and the reusable foundations of a bungalow destroyed by fire; another asset was a panorama of the Cascade Mountains. Extant concrete stairs in the yard inspired the steps that are the leitmotif of Millett's scheme, in plan, elevation, and section.

Raising the frame dwelling six feet above the downhill grade permitted the insertion of a huge picture window without compromising privacy or security. Stepped indoor platforms offer vantage points for the view and define functional zones without cramping the space into discrete compartments. The uppermost tier is a gallery opening onto a sun deck, with more gallery space on the entry level below. The bed/couch and all storage are built in, seating is arranged at will by strewing the platforms with cushions (decorated by the owner's artist friends), and opposite the kitchen, the bathtub occupies a place of honor in an open alcove lined with corrugated steel. Only one of many contrasting textures amid the bright collage of the interior, the rippled metal sheets become a dominant architectural element outside. Applied horizontally at the foot of the cedar-clad walls they imply a basement podium; standing vertically around the sun deck, they suggest a massive cornice. As Frank Gehry demonstrated some time ago, galvanized steel has an allure all its own, but there is many a gray Seattle day when Ms. Farris must be glad to view the world through rose-colored walls. *D.B.*




Farris House
Seattle
Owner:
Linda Farris
Architect:
Mark Millett of
Krekow/Jennings/Millett
117 Summit Avenue East
Seattle, Washington 98102
Engineers:
Swenson Engineers

General contractors:
Karl Krekow and Scott Jennings
of Krekow/Jennings/Millett
Photographer:
Timothy Hursley

**Private House
Sagaponack, New York
By Brillembourg & Lanman**







A much windowed tower at the center of the building (above), apart from establishing a vantage for a splendid view of ocean and farmland, performs the essential task of bringing a lot of daylight into the once windowless barns. From a study on top of the dining pavilion (opposite, top left), light spills over a railing into the living room or filters down steps to the first floor (opposite, top right).

Private house
Sagaponack, New York
Architects:
Brillembourg & Lanman
16 East 52nd Street
New York, New York 10022
Carlos Brillembourg and Jonathan
Lanman, principals; Michael
Kearney, project architect
Engineer:
Stanley Gleit (structural and
mechanical)
Landscape architects:
Daniel D. Stewart & Associates
General contractor:
John Dupee
Photographer:
Roberto Schezen

While many people think of eastern Long Island in terms of the fashionable Hamptons, an older, gentler tradition of farms and small towns still prevails in much of the region. Not only does the weekend house shown on these pages share one boundary of its yard with a potato field next door. The house itself occupies two recycled potato barns. Such barns, a familiar building type in these parts, usually have dark weathered shingle siding and roofs. Unpropitiously for residential conversion, on the other hand, they never have windows.

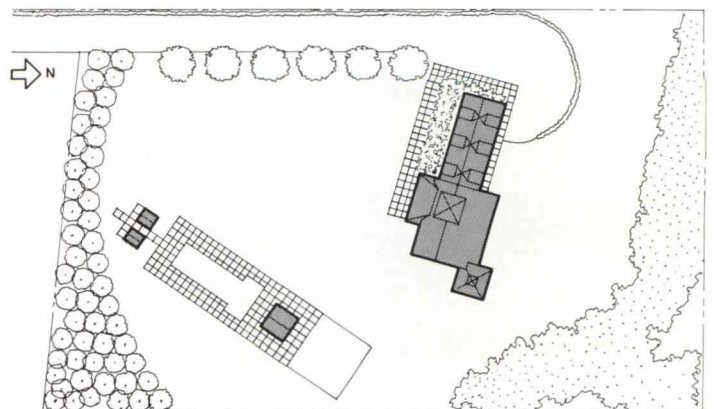
To make one house with two barns, architect Carlos Brillembourg butted their narrow ends, transforming the larger barn into high living space and the smaller, with the insertion of a second floor, into sleeping space. The first item on the renovation agenda was to get daylight into the unfenestrated building. To that end, Brillembourg designed a large glass bay at the front of the house and introduced outside windows into the living room walls—8-over-8 double hung sashes paired one above the other to look like prodigious 16-over-16 (see preceding pages). Other additions included three pairs of dormers built athwart the ridge of the smaller barn to provide headroom in the upstairs bedrooms and bath, and a square skylit pavilion for the master bedroom at one corner. A spreading front porch and a central tower, purely for pleasure, have the kind of carefree differentness that induces relaxation. The porch and tower overlook a T-shaped swimming pool and two small new buildings—one a changing room and one for mechanical equipment.


The exterior of the house both defers to and distinguishes between old and new. Dark weathered shingle houses in the region customarily have bright white painted trim. Here, however, white also identifies the new—new windows and doors are painted white, and new dormers, like the new pavilion, have white clapboard siding in contrast to the old weathered shingles (though in fact new shingles have replaced the old).

Inside, Brillembourg wanted especially to save the old roof trusses, at least in the larger of the two barns. Rather than drop a ceiling beneath tie beams to make room for insulation, he laid insulation on top of the old roof and then built a new shingle roof over the whole. The old structural complexity, its visibility preserved, includes the interlaced rafters of an old extension and the underside of the old shingles, all newly painted white.

The most commanding change, though, is a central tower that impales the roof of the larger barn. At its base, it encloses a dining place apart, where a gridded trellis supports a cove ceiling of old-fashioned tongue-and-groove panels. On top of the dining pavilion, an aeriellike balcony, brightly lit even on overcast days by surrounding windows, overlooks the living room and serves as widow's walk, study, playroom or hideaway as occasion suggests.

Almost as commanding as the tower is the double staircase, which in another house might even be called grand. From a low landing, the left staircase leads to the upstairs bedrooms. The right staircase leads to a small landing, thence to a short curved stair beneath a curved balustrade, thence to a little bridge and—aha!—the aerie. G.A.



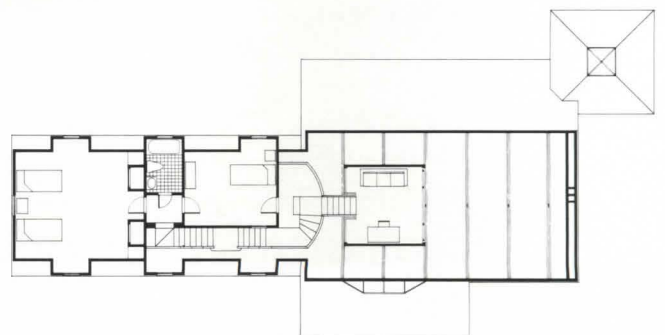
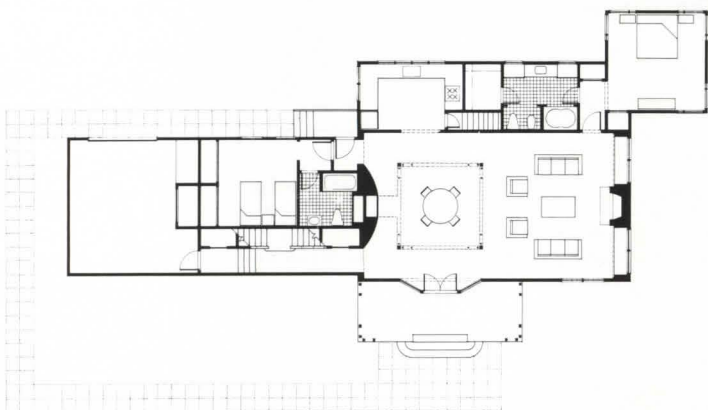


Turning two potato barns into a weekend house, architect Carlos Brillembourg wanted the kind of capacious porch seen on Edwardian summer houses. To

invest the porch with suitably romantic ease, he ornamented it with a sort of jigsaw trellis in modern dress, gridded elements that, as it turns out, also see service

as towel racks for swimmers and as climbing toys for adventurous children. The same squares recur as ornament elsewhere, notably in frames surrounding windows in the

tower (opposite) and around the interior dining pavilion (directly above). The red lacquered tables were designed by the architect.




**Punta Alegre
Key Biscayne, Florida
By Andres Duany &
Elizabeth Plater-Zyberk**

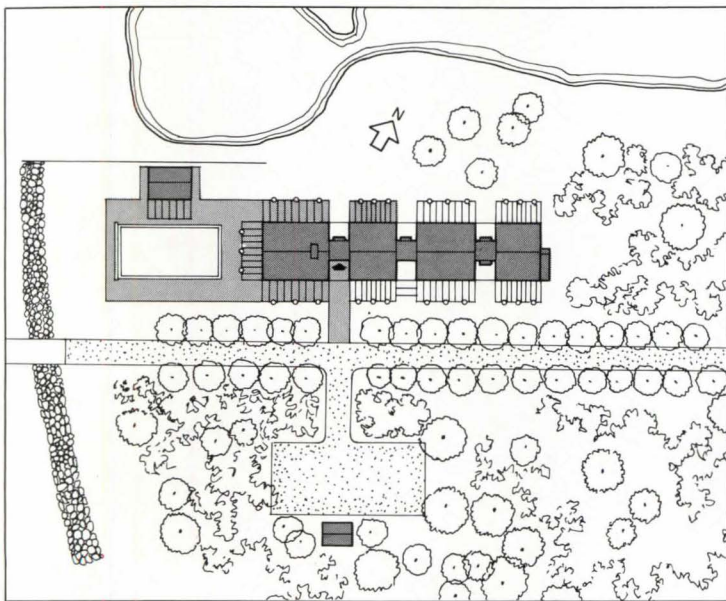





House in the Tidewater of Maryland
By Hugh Newell Jacobsen







The strong, tree-lined avenue developed for the house stresses the long, linear scheme. The plan is in distinct units; a pool area, living room, kitchen and dining area, and two bedroom blocks. Each area is flanked by stone or oyster-shell terraces.

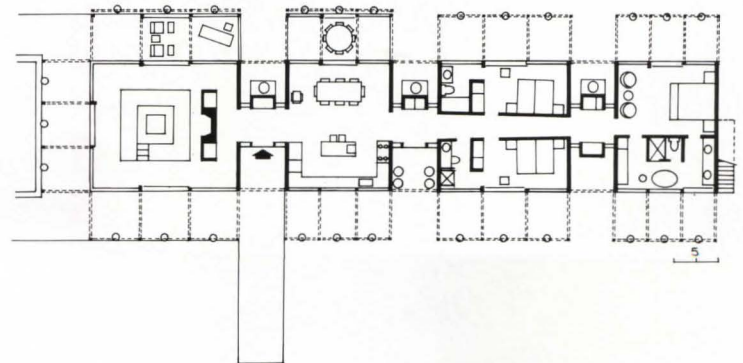
Hugh Jacobsen has always been quick to translate the inherent drama of any site he works with into a “grand” Beaux-Artian scheme. This seaside weekend and summer house is no exception.

Here, the shore, a duck pond and an old fire lane leading to the bay have been handled with great aplomb: reinforced with a double row of trees, extended into the water by a long pier, and surfaced with local ground-oyster shells, the fire lane has been converted into a truly *grande allée*—and into a strong design motif for the whole scheme.

The house is sandwiched between lane and pond, and has its four linked pavilions and two outbuildings stretched out like a row of little fishing cottages—or, as Jacobsen might say, “a string of tourist cabins.” The siting of the house was a deliberate (and successful, as can be seen from the photographs) attempt to reduce its size as seen from the water—and to take maximum advantage of the primary bay and the secondary pond views.


The exposure and isolation of the site give both considerable benefits—and disadvantages. On the one hand, the extreme privacy permitted about 90 per cent of the skin of the house to be of insulated glass to make the most of the views and expand the sense of space from within. But, when unoccupied, there is the possible danger of violent storms and vandalism. A tidy answer to this was developed by the use of floor-to-ceiling shutters, ranged all around the house, and operated by electrically driven winches. Closed, they form solid, clapboard-like walls; open and raised, they form adjustable sunscreens for the terraces and help reduce the heat load. They are supported by a trellis-like verandah, whose columns, and even the downlights (which Jacobsen emphasizes on the plan), intentionally echo the vertical march of trees down the avenue. Individual pitched roofs for each of the house-units further emphasize this progression of forms. Inside the house, a long, narrowing hall recalls this in a forced perspective with a rather lighthearted insouciance.

The house is built of simple materials: horizontal wood siding on wood studs; asphalt roof shingles; drywall interiors; bluestone flooring; aluminum-framed sliding glass doors. But all are put together with meticulous craft and from a sensitive palette of details which Jacobsen has developed through his career. Though some of the design vocabulary might be the same, this house has a strong and unmistakable individuality of its own—as do most of his structures, be they tiny or huge. Each is done with enormous *style*, if not *a style*—and they also work! *H.L.S.*





Modest, and quite "Eastern Shore" in its appearance, the real scope of the house—and even the large parking lot—are artfully screened by trees. What looks as if it has always been there, but was indeed planned, is seen above and the drawing top left.



The various aspects created by the ingenious automatic shutters can be seen in the photos here and overleaf. Operated by motorized garage openers, the units also serve as adjustable sunscreens and blinds—from open slats to solid, protective walls. Glazed links between the building units have interior vertical blinds. These, coupled with sliding insulating-glass walls and the surrounding

stone or oyster shell terraces lead to indoor-outdoor living as it should be. Night lighting is very effective, with indoor wall washers, downlights along the trellis edges, and outdoor lights for the trees.



The precision of craft and detail includes such niceties as crisp, stainless steel flashings. Two of the terraces—off the living and dining areas—are screened. Heating is by a fireplace and water-to-water heat pumps. Two outbuildings house a kitchen by the pool, tool storage by the parking area.



The living spaces, indoors and out, are closely welded together by the same stone paving, nearly invisible glass walls and the extending trellises. And a revival of the conversation pit of the 1950s is singularly effective to preserve the views of crab pots and ferryboats.

House in the Tidewater area of Maryland

Architect:
*Hugh Newell Jacobsen, FAIA
2529 P Street, N.W.
Washington, D.C. 20007*

Engineers:
*Alfred H. Kraas, FASCE
(structural)*

General contractor:
Nuttle Lumber Co.

Landscape contractor:
Kurt Bluemel, Inc.

Photographer:
Robert C. Lautman



Denton House

Aspen, Colorado

By William Lipsey



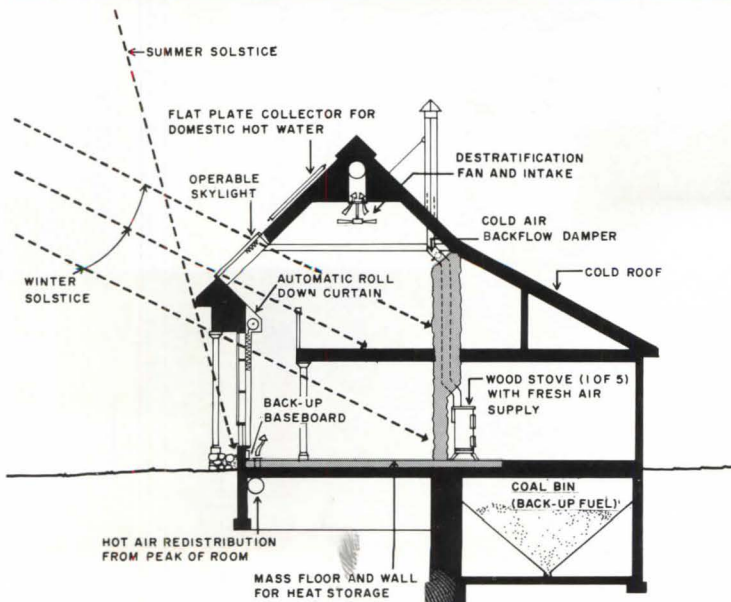
Architect William Lipsey's client for this house in the Rockies is a contractor who wished to build it himself while showing off his skills as a craftsman in wood. His wife, a weaver, hoped for a house that would look and be, for the most part, handmade. The couple also asked for broad, sheltering roof forms designed to suggest the 19th-century mining-camp architecture of the region. They wanted a house that would be easy to take care of and inexpensive to heat.

The heart of the house is what Lipsey calls a "live-in trombe wall." It is a two-foot-thick rubblestone spine, 43 feet long and 17 feet high, whose 110-ton mass stores incoming solar gain from the large proscenium-shaped window on the south elevation (photo below) and from skylights (section). A brick floor also soaks up heat. All the rooms in the house back up to the mass wall and each has a potbelly stove set in a niche in the wall, with flues buried in the masonry, allowing the stones to capture additional heat from the departing combustion gases. An automatic roll-down insulating curtain in three sections, controlled by a thermostat, covers the glass wall when heat would be lost rather than gained. The passive solar design of this house has turned out to be quite successful. On the coldest days, approximately 50 per cent of its heating needs are taken care of by the sun. A back-up coal-fired hot-water system operates at about one-third the cost of an equivalent electric system.



The house is sheathed in cedar bevel siding with a cedar shingle roof. Its main entry porch (photo right) has a room to store wood, and leads to a coatroom that serves as an airlock, further reducing heat loss. The six-paned dormer above contains a greenhouse. As the interior photos and plans indicate, the living, dining and kitchen spaces fill the area formed by the solar proscenium and its parallel mass wall. A series of balconies meander above, containing or connecting a weaving studio, library, study, the greenhouse, and the master bedroom. All bedrooms, including those for the couple's three children on the first floor, are on the north side of the mass wall and can be shut off without significantly affecting the heat gathering process.

In designing the house Lipsey spent a lot of time on its shape, proportions, colors and texture: "I tried to give familiar materials and shapes a new context to make them extend the pleasure they give us." He and his clients have succeeded in creating a lively and richly habitable home that is unusually direct in its expression of energy conservation and handicraft. *M.F.S.*



Denton House
 Aspen, Colorado
Owners:
 Mr. and Mrs. Gordon Denton
Architect:
 William Lipsey
 P.O. Box 3203
 Aspen, Colorado 81612

Contractor:
 Denton Construction Company
Consultant:
 Ron Shore (solar)
Photographer:
 Gordon Schenck



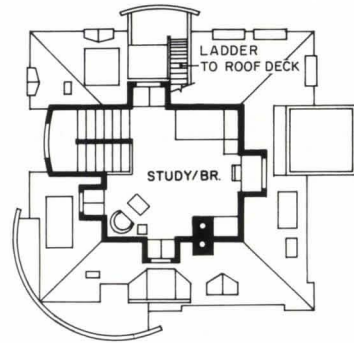
FIRST FLOOR



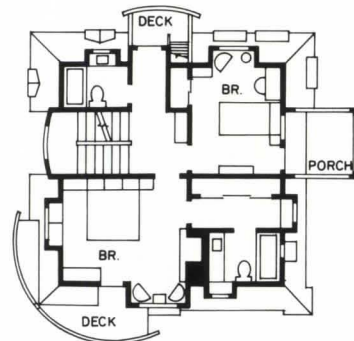
SECOND FLOOR



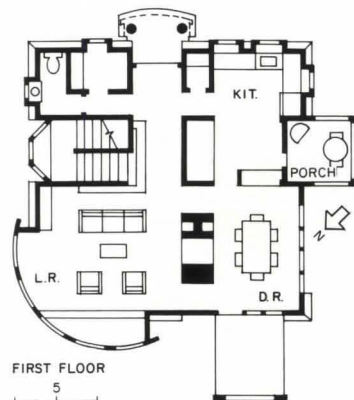
Private House Northeastern Coast By Graham Gund Associates



THIRD FLOOR



SECOND FLOOR



FIRST FLOOR


Plywood sheathing, red cedar clapboards, and white cedar shingles were molded into the eccentric, quirky, and even daring assemblage of peaked, segmental, truncated, angular, and curving dormers and bays that punctuate the sweeping arc of the roofhouse (photos opposite and next page).

The setting is a barrier island located a few miles off the coast of New England. Long shorelines, virgin forests, deep harbors, and windswept dunes come into sharp focus as the ferry from the mainland approaches. No teeming resort this place—only a simple boat landing, a tiny village centered on a triangular green, and a collection of summer cottages that for generations have sheltered residents of Boston, New York, Hartford, and Providence seeking an escape from their weekday labors.

If the idyllic character of its location so close to the hectic northeastern megalopolis is an anomaly, the seasonal retreat that Graham Gund Associates have designed for a young couple from Boston is likewise idiosyncratic. Although the clients had a fairly typical program for the 2,125-square-foot house—living and dining rooms for entertaining, a master bedroom and two guest chambers for visitors, and screened porches for eating and sleeping during warm weather—they also sought architectural imagery at once distinct from and in harmony with the other summer residences on the island.

There are, to be sure, some obvious historical allusions to 19th-century seaside architecture at work in a house that consists of a huge cedar-shingled mansard roof dotted with an array of white clapboard dormers, bays, and porches. It is just as apparent, however, that the dwelling is no archaeologically precise imitation of past forms. Seen from the water's edge, the roofhouse (as it has been dubbed by both the architect and owner) rises mysteriously out of a low bluff like the Brobdingnagian belvedere of some Victorian fantasy that has been stripped of all traditional ornament. The dormers, placed in seemingly random fashion on all four elevations, function admirably by exploiting both intimate and expansive vistas into the surrounding landscape. One such projection appears to have slipped off the roof and become embedded in the ground just outside the dining room where it frames a perfect 19th-century seascape and defines the edge of a small patio (photo below).

Given the exuberance of the exterior, the rather straightforward nature of the interior is something of a surprise (plans left), and one is quickly reminded that the structure's curving walls enclose what is essentially a simple cube. The three-story, vertical arrangement of the space in fact has a citified quality not unlike an urban town house—that is, until one takes a whiff of the salt air and peers out one of those dormers toward the distant New England hills. *P.M.S.*







The open ground floor benefits from striking views through a curved wall of double-hung windows (top). Only a brick fireplace interrupts the spatial flow between the living and dining rooms (above). Outside, a ship's ladder follows the slope of the house to a sheltered roof deck, a contemporary adaptation of the traditional sea-facing widow's walk (facing page).



*Private House
Northeastern Coast*
Architects:
*Graham Gund Associates, Inc.
 12 Arrow Street
 Cambridge, Massachusetts 02138
 Graham Gund and Peter Madsen,
 principals; Bill Ridge, Lowell
 Warren, Chris Iwerks, project team*
Engineers:
*Le Messurier Associates
 (structural)*
General contractor:
Bouton Services, Inc.
Photographer:
 ©Steve Rosenthal



Private House
Lincoln, Massachusetts
By The Office of Michael Rosenfeld



An inviting front court was formed by siting the apartment perpendicular to the house (top photo). The apartment and its deck sit on a new garage, partly embedded in the hill, making the apartment lower than the house's second story but higher than the first. The greenhouse (bottom photo) extends beyond the rear wall of the original house and can be seen from the new living and dining rooms.



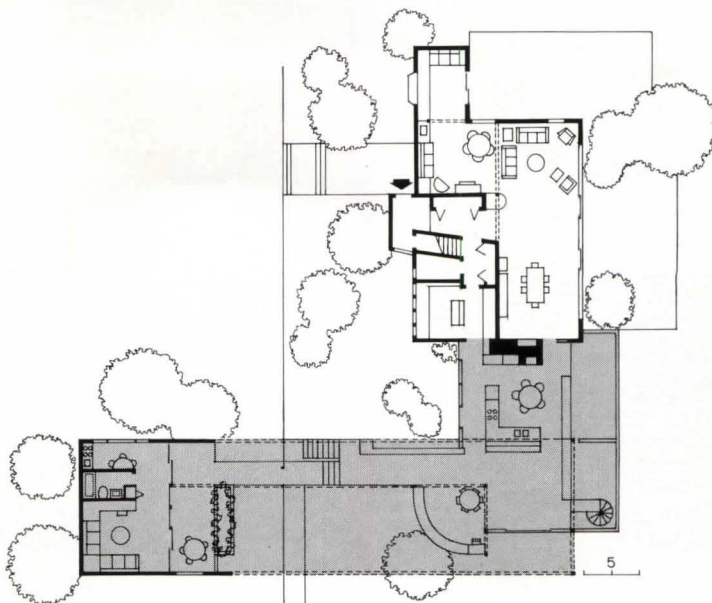
An addition to a simple 1950s box house (by Constantine Pertzoff) nearly doubles the original living area and provides the amenities of a later generation: a greenhouse, a large kitchen/family room, and even a mother-in-law apartment.

The Pertzoff house (at left in top photo), of frame construction with cedar clapboard siding, was sited on a sloping wooded site overlooking a pond. The owners, a couple with two school-age children, wanted the addition to give them a feeling of being outdoors and also a sense of spaciousness.

To achieve this, architect Michael Rosenfeld designed what are essentially two new rectangular boxes. The smaller one, sited alongside the original house and set back slightly from the front wall, is the kitchen, defined by oak cabinets and a high (10-foot-six-inch) ceiling. The larger one, which forms an ell, consists of a series of elements united by a screen wall that echoes the International Style idiom of the original house. These include a play area, set off from the kitchen by cabinets, a quarter-round seating area under a low ceiling (photo right), and a corridor lined with louvered cabinets leading across an outdoor bridge to a small apartment with its own deck. The screen wall, which also embraces a mature tree, serves as the visual boundary of the addition, providing the desired sense of spaciousness without enclosing more space than would be appropriate. While it is a deferential nod to the style of the original house, it is also playful, for the openings in the trusslike structure are intended to be seen as a series of "eroded windows," and they have been outfitted with planters in order that greenery can soften the hard edges and turn the wall into a modernist "ruin."


Because foliage also responds to the client's desire for a feeling of being outdoors, planters have been mounted on the deck in front of the apartment and along the louvered cabinets. In addition, there is a generous greenhouse next to the kitchen, part of which is below grade level (photo left). Reached by a spiral staircase, this two-story conservatory is simply a part of the basement opened to the living area so that it can accommodate trees and other tall plants. Rosenfeld believes that bringing light to the rest of the basement will also make the space more usable.

The new sense of spaciousness does not end with the addition. The original living room has become a large dining area, backing onto the new kitchen, and the old kitchen and dining area are being turned into a large, open living room overlooking the garden. *N.G.G.*



Serving as a pivot between the house and the apartment, a quarter-round seating area offers an intimate place to read, watch the children at play, or simply enjoy the flowers in the greenhouse. It is shielded from the working areas of the kitchen by cabinets (visible behind sink in bottom photo). The greenhouse on one side of the kitchen and the corridor leading to the original house on the other

serve as the connective tissue that links the addition to the house. This function is emphasized by the use of plate glass, glass brick, and steel, and by the eight-foot ceilings that contrast with the taller ceilings of the kitchen/family area.



*Private house
Lincoln, Massachusetts*
Architect:
*The Office of Michael Rosenfeld
389 Garfield Road
Concord, Massachusetts 01742*
Engineer:
*Edward True of Souza
and True, Inc.*
General contractors:
*Ralph S. Osmond Co.—David
Osmond, field supervisor; The
Office of Michael Rosenfeld—
Charles Barry, field supervisor*
Photographer:
Paul Ferrino

Petrie House

Wainscott, New York

By Venturi, Rauch and Scott Brown


It would be easy to come off as an architectural arriviste in the private Long Island enclave for which Venturi, Rauch and Scott Brown designed the Petrie residence. A weathered gatehouse guards this domain of rambling old shingled cottages set among artfully tended woods and dunes, and rude ostentation has been discreetly kept at bay. Mr. Petrie, an investment banker, and his wife, a trustee of the Whitney Museum, sought architects who could build a modern seaside retreat with the quiet distinction of its venerable neighbors. The site they obtained, one of the last in the vicinity with direct access to the shore, suited the Petries' love of sailing and their desire for a house open to maritime views and the prevailing winds.

As in earlier residential projects on Nantucket and Block Island, Venturi, Rauch and Scott Brown have developed the parti of an asymmetrical compound of modest-scaled structures (plans overleaf). In this instance, the slightly skewed juxtaposition of the gable end of a garage-cum-boathouse against the horizontal sweep of the gambrel-roofed main house not only forms a picturesque ensemble, but defines an entry forecourt (top photo opposite). This studied deviation from strictly orthogonal geometry—equally evident in details such as the meandering pool-yard fence and the trapezoidal garden plot between house and garage—lends the entire complex the air of well-mannered informality that animates the best Shingle Style design. It is evident that the Petrie house draws upon a kindred esthetic, despite the absence of shingles from the shiplap-sided walls. The time-honored palette of grays and tans, picked out with white, black, and muted greens and blues, reflects the coloration of the surrounding landscape. Banded windows accentuate the taut wooden skin and elongated dormers emphasize the generous breadth of the roof, whose pent eaves shade the walls below like the brim of a sunbonnet.

A wave pattern painted on the plywood panels between the dormer windows is a whimsical touch of local color, but the formal gesture that most specifically ties the house to its Long Island setting is the gambrel roof. "Dutch Colonial" in the lexicon of New York builders, this characteristic feature of regional vernacular architecture appears on several turn-of-the-century summer places near the Petrie house. Venturi, Rauch and Scott Brown's own references to the past are unmistakable, if generic rather than literal, and updated with flush surfaces and oversize details, both outside and in (see photos overleaf). As in many Shingle Style dwellings, a central fireplace and stairway anchor the flowing space of expansive first-floor interiors, which connect to an ample deck. (Regrettably, the full external effect of the inner core is diminished by the lack of a substantial chimney.) The more intimate second-story chambers fit snugly into the dormered gambrel, with balconies overlooking a saltwater pond and the ocean. More compact than some of the old-fashioned villas it emulates, the Petrie house nevertheless has the up-to-date newcomer's advantage of superior insulation and interiors zoned for year-round use. *D.B.*

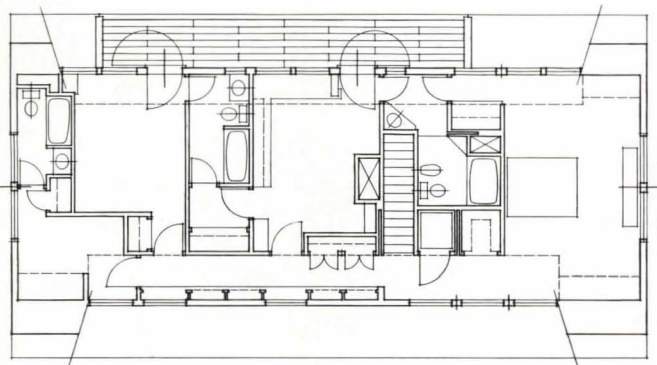
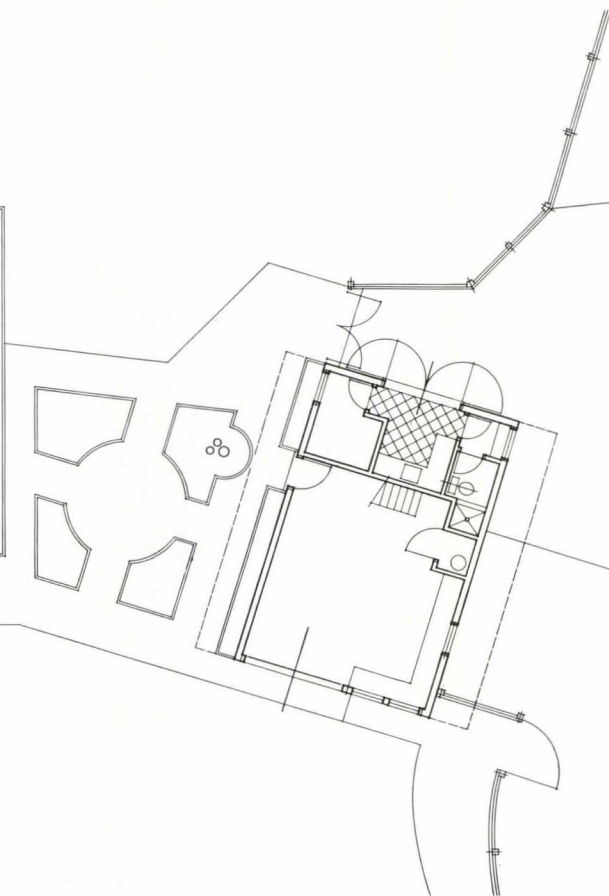
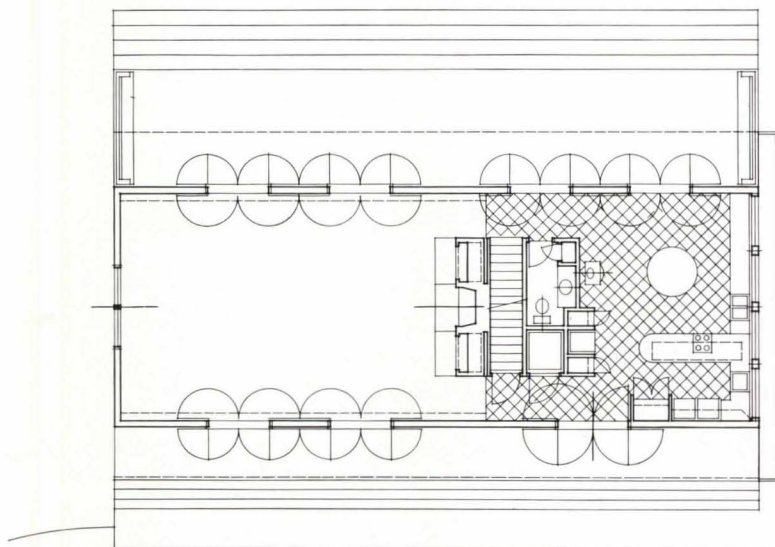
Before design began, the Petries, who are avid sailors, erected scaffolding to test the building site's orientation to ocean views and breezes. Wind and water are basic elements of Venturi, Rauch and Scott Brown's project—in the wave patterns cut into the crest of the fence and painted on plywood panels between the dormer windows; in a structure stoutly framed for gale loading, and clad with cedar boards and shingles whose tone will only improve with weathering; and in the provision of a sailboat storage loft over the garage, equipped with block and tackle. The purposely casual assemblage of buildings, fences, and pool extends into the grounds, where the graded transition from brick to bluestone paving, to mown lawn, to wildflowers and scrub weeds house and landscape.





Cross ventilation cools the entire house throughout the summer, and in wintertime sliding pocket doors enable the kitchen and master bedroom to be sealed off from the rest of the house, with zoned forced-air heat on the first floor and hot-water heat upstairs. Interior finishes and trim repeat the countrified character of exterior ornament. The overscaled painted chair rail and dentil course in the

living room (opposite below) are keyed to the bold cyma moldings of cornice and mantel, in the esthetic genre of sophisticated primitivism. The genuine folk art of Sicilian puppet heads adorns Mr. Petrie's second-floor study (opposite above), which opens onto the rear balcony. Below the built-in desk is a wainscot paneled with beaded board, a common wall treatment in old Long Island houses.




Petrie House
Wainscott, New York
Owners:
Mr. and Mrs. Donald A. Petrie
Architects:
Venturi, Rauch and Scott Brown
4236 Main Street,
Philadelphia, Pennsylvania 19127
James H. Timberlake, project
architect; Steven Izenour, David
Marohn, Chris Matheu, C. Stanley
Runyan, Jeffrey D. Ryan, Maurice
Weintraub, staff

Associated architect:
Clayton P. Morey
Engineers:
Keast and Hood Co. (structural)—
Sam Harris, project engineer;
Weber and Grahn (mechanical/
electrical)
General contractor:
Harold R. Reeve and Sons
Photographer:
Tom Bernard



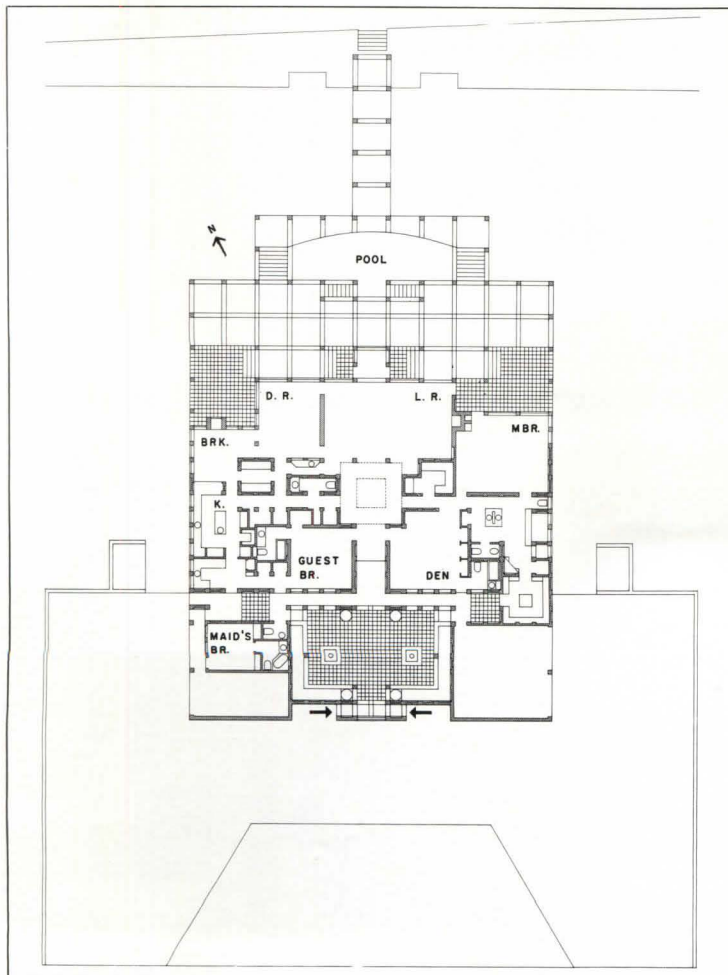
Villa on the Bay
Corpus Christi, Texas
By Batey & Mack







It is surprising that a climate as extreme as Corpus Christi's has failed to produce a generally accepted local style of architecture. Yet a tour of the city's bay-side residences reveals only the usual all-American suburban hodgepodge—from misplaced Cape Cod to sprawling '50s modern. California architects Andrew Batey and Mark Mack didn't help matters either when they tackled their commission for this house on the Texas coast. Instead of attempting to invent the missing regional vernacular—responsive to Corpus Christi's torrid summers, bitter winters, and fierce annual hurricane season—Batey and Mack simply looked to the site they were given, a not-so-gentle knoll rising from the bay, and then turned (as is their practice) to a suitable archetype—in this case, the Roman villa. More specifically, Batey and Mack chose the villa suburbana as their model, since the classic duality between introverted public facade and extroverted garden front seemed made to order for their site, wedged as it is between four-lane Ocean Drive and an unobstructed view of Corpus Christi Bay. Once the contrasting aspects of the two facades had established an historical prototype, the antique villa theme was reinforced through classical proportions keyed to a unifying geometric order: an insistent four-foot grid reflected on the floor plane (in inlaid slabs of marble), on the wall (in aediculas), and on the ceiling plane (in coffers). And true to their sources, Batey and Mack defined a powerful central axis that dominates the entire plan (below). First established in the open-air atrium just inside the street entrance, the eight-foot-wide axis passes through a varied sequence of open and closed spaces, and rather than terminate this stately promenade with the obvious climax of a grand look-out window on the bay (photo overleaf), the architects extended an imperial avenue right down to the water's edge. Although they take pride in the respectful references to classical precedent that include such details as Roman grilles, porticoes, and pergolas, Batey and Mack are most pleased with the solid masonry construction that gives the house its venerable monumentality—and helps to temper the inhospitable climate. No Nubian slaves were required to hoist the three-eighths-inch Italian travertine tiles onto the concrete block frame, but the effect comes as close to the glory that was Rome as any Texas Maecenas could wish. *C.K.G.*


In deference to their Roman prototype, and in response to four lanes of constant traffic, Batey and Mack erected a near-blank public facade along Ocean Drive. The low, horizontal expanse of sun-bleached travertine is punctuated only by a Honduran Cypress grille inset into the central entry pavilion (photo top left). Hidden behind this pylon is an open-air atrium that not only reiterates the Roman theme but shields the south-facing rooms from the eyes of passers-by. In the atrium, two antique columns appear to float on sheets of water spilling into moats at the bases of their marble pedestals. The trellises of the courtyard colonnade form a welcome sunscreen. An extra bit of material and symbolic grandeur is supplied to the main entry of the 4,200-square-foot house by a slab of pink Texas granite (photo top right).







"It's the only house in Corpus Christi that I'd care to be in during a hurricane," announces Andrew Batey. His confidence relies on the 40-foot piers that lift the villa onto a concrete platform, and the 30-pound-per-square-foot bulletproof glass which ensures that no one safely inside would miss the spectacle of palm trees flying by in 120-mph gales. Even in clement weather, the view is spectacular—both out and in. A small reflecting pool has been oh-so-carefully positioned so that one looks out to the water across water: the effect is surreal. The rough Mexican stone steps leading down to the Bay are flanked with rectangular columns that suggest the remains of some noble ruin. Batey and Mack like the suggestion. The pillars are sheathed in a mottled pink-beige-gray limestone that reappears above the travertine datum of the exterior.




Robert Ames Cook





Though San Francisco architects Andrew Batey and Mark Mack have made their reputation on modest (primarily stucco) houses in California's Napa Valley, their Texas clients presented them with the extraordinary opportunity to design without any economic restrictions. Budget? "It was never mentioned. . . never even alluded to," confesses Batey. The architects took full advantage of the chance to "explore the use of refined and lasting building materials." Rarely does one find such luxurious materials—Italian travertine, Mexican limestone, Texas granite—in contemporary houses, and the quality of the craftsmanship is comfortably above the grasp of all but the grandest budgets. One doesn't proceed far, either around or through the house, without realizing the benefits of such client largesse. For material richness isn't reserved merely for the public spaces: the bathrooms (left) are no less opulent than the public rooms opening off the eight-foot-wide central axis that runs through the house, from street to water.



Villa on the Bay
 Corpus Christi, Texas
Architects:
 Batey & Mack
 84 Vandewater Street
 San Francisco, California 94133
 Andrew Batey and Mark Mack
Associate architect:
 John Wright
Engineer:
 Wallace Wilkerson (structural)
Interiors:
 Norman Foster
Contractor:
 O.J. Beck & Sons—Joe Ortiz,
 construction supervisor
Photographer:
 Tim Street-Porter except as noted





Private House Northwest Connecticut By Crissman & Solomon Architects



The clients for this weekend house are a psychoanalyst and his wife, a family therapist. Like most mental-health professionals, they take the entire month of August off to heal, as the saying goes, themselves. High on their agenda for the August of 1979 was the demanding yet joyful chore of finding the right architect to build a longed-for house on their beautiful land overlooking the Berkshires. But the liberating month came and almost went and no suitable architect had so far been found. Their schedules precluded their looking again until August 1980.

One more year and still no start made on their house? Stress, tension, angst. Then one day in the local bookstore, they discovered a set of back issues of *RECORD HOUSES* and bought them all. Studying and restudying the houses of Crissman & Solomon, they found them more and more to their taste. The thing to do was to call up the architects before Labor Day, but would such outstanding designers be willing to do their modest house? Fears of rejection. Fears worked through. Chance taken. Telephone call to Jim Crissman who of course was delighted to meet them, arrange visits to the houses they had liked in *RECORD*, and show them others as well.

The clients-to-be discovered that every house that Crissman &



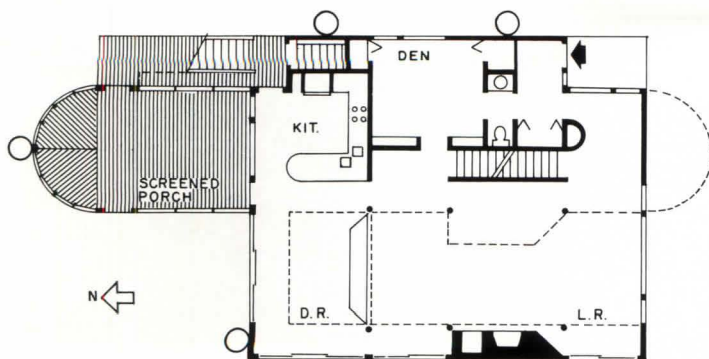
Solomon had so far built is flooded with light and air. Each dwelling is single-mindedly related to a focal point—lake, sea, mountains. The firm's architectonic repertoire that appealed so much to them includes steeply gabled wood frames sheathed in white clapboard with corner boards, modest understated entrances, and projecting curvilinear wraparound elements (often screened pavilions with decks). The couple also liked what they saw of Crissman & Solomon interiors. They noted that a typical living area always reaches the full height of the house and shares its spatial volume with certain upstairs areas, often with a mezzanine that usually includes a study overlooking both the living room and the view. They observed, furthermore, that such living rooms, in spite of their height, appear intimate because of the introduction of low soffits on the perimeter. And they liked the dining areas, usually lower and roofed by steeply sloping skylights.

Crissman & Solomon, once hired, set out to capture for their new clients the qualities the couple had admired so much in the firm's work, while responding in fresh ways to this family's own particular demands and sensibilities, and to the challenge of their magnificent site. *M.F.S.*



Because the couple have two young children, this 2,200-square-foot house meets the functional requirements of a small family. The house is placed on a knoll just off the entrance drive, preserving the magnificent westward sweep of the site. The building's two-story living room and one-story dining room face west toward a truly breathtaking view of nearby woods and distant mountains. The deeply

modeled west facade of the living room provides sun screening and helps frame and define the view. The bedrooms, kitchen, and study are to the east. The materials and detailing are indigenous though the assembly of forms, as in all Crissman & Solomon's work, is unique to the site and the client's requirements. Construction is conventional wood framing sheathed in white painted



FIRST FLOOR

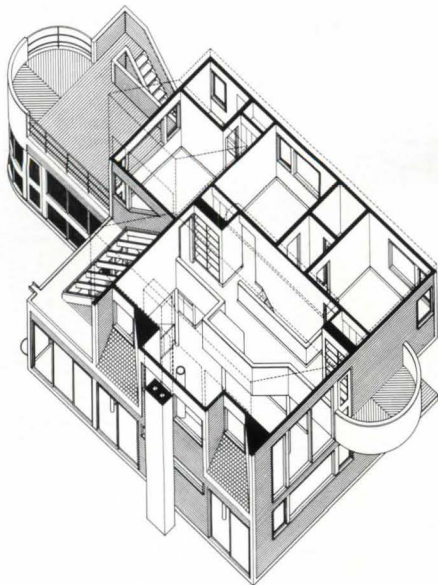


SECOND FLOOR

clapboard with corner boards. The sloping roofs are of red cedar shingles and the flat roofs are tar and gravel. The interiors are finished with painted gypsum board edged with oak strips. The house is heated by a fireplace with an interior cylindrical chimney and a combination oil/wood warm-air furnace with a freestanding brick exterior chimney.


Private house
Northwest Connecticut
Architects:
Crissman & Solomon
Architects Inc.
44 Hunt Street
Watertown, Massachusetts 02172
Engineer:
Charles J. Chaloff (structural)

Consultant:
Lynda Loy Hack (interiors)
General contractor:
Gilligan Brothers
Photographer:
©Steve Rosenthal



Bozzi House
East Hampton, New York
By Robert A.M. Stern Architects

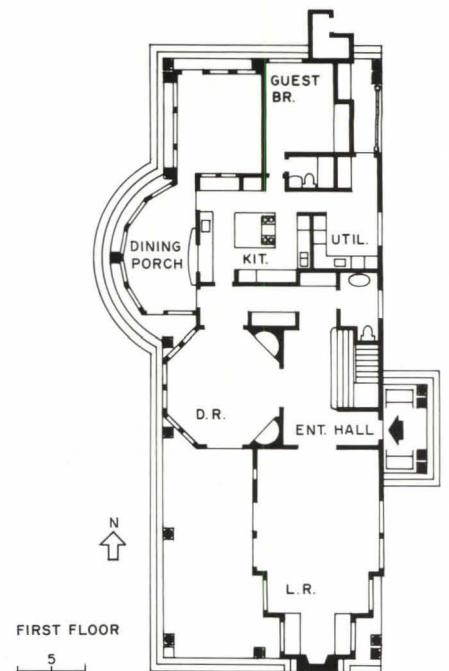
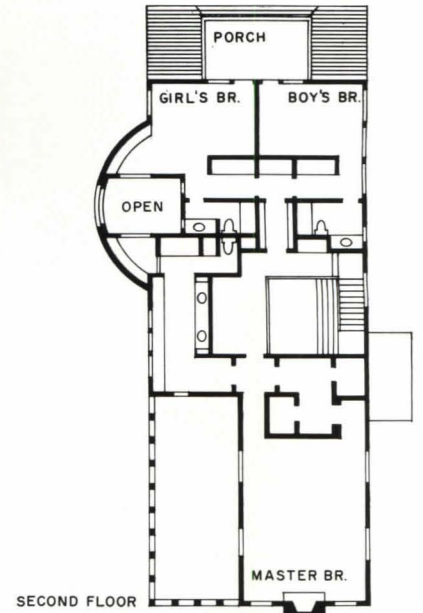




The architectural lineage of East Hampton's fashionable summer colony reaches back far beyond the turn-of-the-century Shingle Style houses that compose the standard building type in this part of town. These anything-but-humble "cottages," which to our eyes epitomize the cultivated rustication of Victorian gentry, were conceived by their original architects as harking back to the modest frame dwellings erected by Long Island settlers two centuries before. Happily for East Hampton, this heritage of fond remembrance and respectful, if unpedantic, adaptation persists in the work of Robert A.M. Stern, who was commissioned to design a house for a couple with two children, in the erstwhile side garden of an old colony estate.


If the entry facade (below) presents an air of formal reserve to the street close by, the turreted garden front (photo preceding pages) is relaxed, open, and even playful, befitting the casual pleasures of family life. The layout of principal living rooms, as well as the deployment of deep verandas and generous expanses of windows, emphasizes the orientation of the house towards its hedge-bordered private domain. Like the 19th-century masters he emulates, Stern has tightly bound his amalgam of classical and vernacular elements within a skinlike shingle cladding, articulated with white trim and capped by a broad hip roof. A shallow brick podium also forms the floor of rear porches, where the shingle skin has been stretched back or cut away to define three open-air rooms, including a bowfront dining area. The gridded screen wall enclosing the upper level of the living room porch is a device used by William Ralph Emerson in his Hemenway house of c. 1883. Other borrowings from the past include Tuscan columns, eyebrow dormers, an attenuated chimney, and double-hung windows with upper sash divided into small lights. Despite such assiduous scholarship, Stern is unmistakably our contemporary in his free manipulation of his sources. Witness the mannerist flourishes of the oversize broken pediment on the aedicular entrance (opposite top left) or the split conical roof that converts the turret into a light monitor for the dining porch below (opposite bottom right).

Stern's disposition of spaces honors the planning principles of his esthetic forbears: a lofty stair hall (or "living hall" in the vocabulary of 100 years ago) is the pivot for the entire layout. Within the dignified geometric order defined by architectural elements such as a parlor inglenook, an octagonal dining room, arched niches, and wide landings, Stern has arranged a comfortable mixture of Stickley furniture and new seating, tables, and rugs of his own design. "All in all," says Stern, "our effort has been not toward the reconstruction of a moment in time or the obliteration of memory (that still afflicts so much contemporary design) but to...examine the culture and context through the bright lens of optimistic creativity..." *D.B.*



Stern has endowed an essentially boxy frame house with sculptural density and decorative richness. Details such as a balcony carved out of the roof (opposite top right), and a truncated turret-light-monitor (bottom right), are at once idiosyncratic and reminiscent of 19th-century prototypes.


Bozzi House
 East Hampton, New York
Owners:
 Mr. and Mrs. Bruce Bozzi
Architects:
 Robert A.M. Stern Architects
 200 West 72nd Street
 New York, New York 10023
 Robert A.M. Stern, principal-in-charge; Terry Brown, Roger Seifter, assistants-in-charge; Ronne Fisher, assistant-in-charge of interiors
Structural engineers:
 Robert Silman Associates
Lighting consultants:
 ICL Consultants, Ltd., Carrol Cline
General contractor:
 Pat Trunzo
Photographer:
 Roberto Schezen





Private House
Dallas, Texas
By Edward Larrabee Barnes
and Armand P. Avakian





As many things tend to be in Texas, this house is very big—and very special. Its design and planning are fine-tuned to the site, the client, and, above all, to Dallas—a city that tempers a slightly reserved sophistication with a good dollop of casual exuberance. It is a town where people shop at both Neiman Marcus and Sears, serve nouvelle cuisine and Tex-Mex food, and sponsor the arts and the Dallas Cowboys.

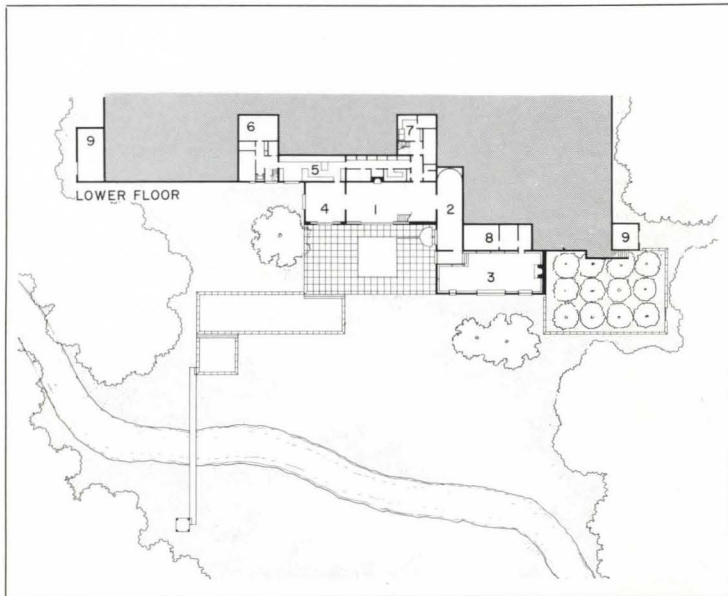
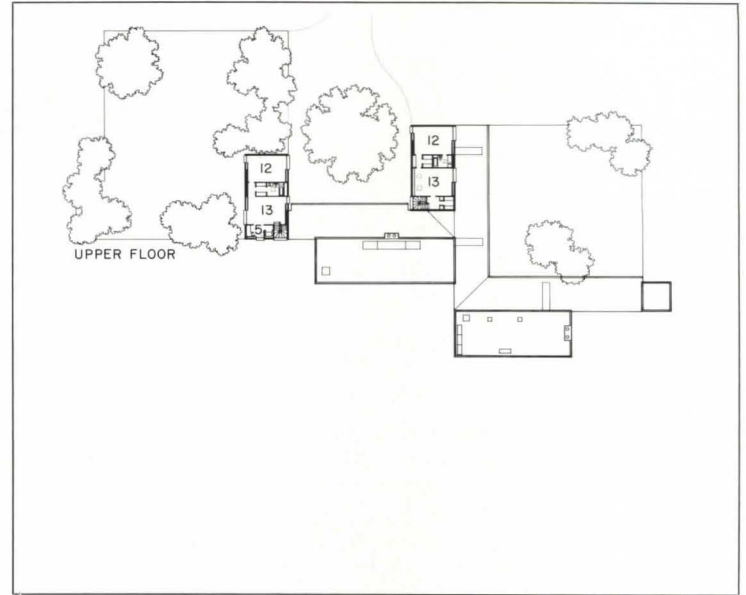
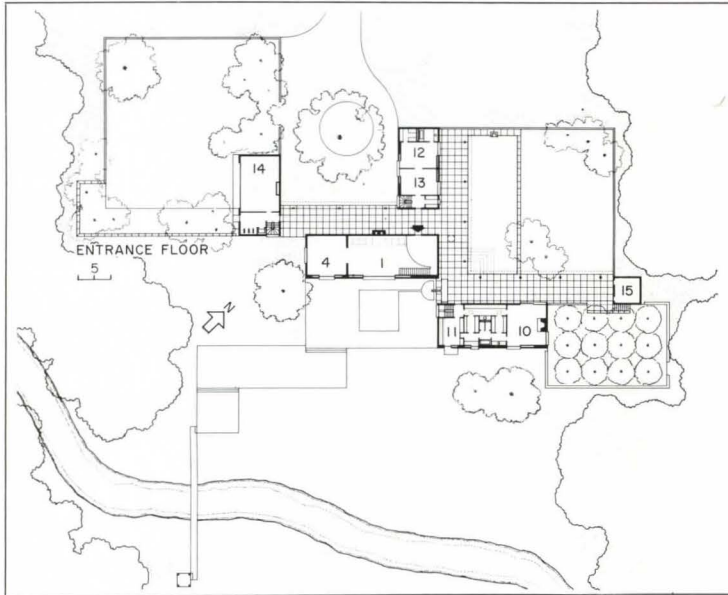
In an uncanny way, Barnes and Avakian have synthesized these qualities into a pared-down essence, much as Barragán has done in Mexico. But even with its disarming simplicity, the hacienda-like house is also a tour-de-force of modern comfort and mechanical equipment. Of its design, Barnes says, “While this is a so-called modern house, rational and functional, it is also a romantic house. There are overtones from other times, archetypal forms that have appeared in architecture for thousands of years—the enclosing patio, the tower, the two-story living room. It is a statement to do with a beautiful piece of land, a beautiful art collection, privacy in the suburbs, and family life.”

As the house replaces an older one, the 3½-acre site is a mature, partially wooded plot, which drops down to a winding brook. The new structure and its several courts and terraces are fitted into the slope to minimize its size: 12,686 square feet of enclosed space, 4,301 square feet of covered porches. From the entrance court, dominated by a big spreading oak, the house appears as four smallish structures, connected by the breezeways and long covered porches—“dog runs” in Texas.

From the back gardens, careful articulation of the cascading units gives an impression of a small hillside village, with intimate view-terraces and plazas, pools and a “waterfall” fountain. Most windows and screens slide into pockets to turn spaces into garden pavilions when the weather is right.

Inside, as Barnes puts it, the plan is also “a cluster of houses,” giving children and parents separate and private suites (with separate entrances), and at the same time bringing the family together in the outdoor spaces and the lower-level living areas—“the town with its public squares.”

Serenity and privacy are also enhanced by the walled-in courts. Off the entry drive is a service court to tuck parking and deliveries out of sight; the pool patio gives total privacy from neighbors—and just below it (and off the master bedroom) is a surprise court of flowering pear trees. This is a special house—but there are lots of lessons and delights to glean from it. *H.L.S.*



1. Living room
2. Art gallery
3. Library
4. Dining room
5. Kitchen
6. Servant
7. Laundry
8. Mechanical
9. Storage
10. Master bedroom
11. Office
12. Bedroom
13. Sitting room
14. Garage
15. Sauna

The functional aspects of the house are as considered and expansive as the more purely visual ones. As can be seen from the plans above, the four building "blocks" of the entry level rise into two "towers" on the level above; and all interconnect on the bottom floor, so that the house can function as a unit. At this lower level, the major service areas—kitchen, laundry, storage, mechanical rooms and the like—are all buried into the side of the hill. They not only link with all the stairways, but have a special service entrance and elevator flanking the garage. Poured-in-place reinforced concrete is used for floor slabs, and for walls at grade changes and hill embankments. The remaining load-bearing walls are reinforced concrete block, finished with white stucco outside, and metal studs, insulation, and painted gypsum board on the interiors. Other materials are high quality and precisely detailed: limestone paving, copper roofing over cedar planking, black-framed metal pocket windows. Most equipment is of "commercial" quality. The lighting in the main living areas is specially designed for displaying the works of art. There are also extensive security, intercom, and stereo systems throughout the house. Heating and air conditioning have remote boiler and chiller rooms, with air pumped to individual equipment closets for each zone or floor—to minimize noise and vibration in living spaces. All construction was done under tight, computerized time and cost controls, under the fast-track management of Armand Avakian.









The interiors are simple, and very comfortable and spacious—and planned for the maximum appreciation of a collection of art and antiques. A balcony and rather grand staircase provide a formal entry to the main rooms on the lower level: living and dining rooms, an art gallery, and a big library. From the pool patio (overleaf) a little cascade of water channels through a breezeway down to a pool in the dining terrace (left).

House in Dallas, Texas

Architects:
Edward Larrabee Barnes, FAIA
410 East 62nd Street
New York, New York 10021
and Armand P. Avakian, AIA
242 Fairfield Avenue
Ridgewood, New Jersey 07450

Interiors:
Marguerite Theresa Green

Landscape architects:
Boyd and Heiderich

Lighting designer:
Donald L. Bliss

Engineers:
Severud, Perrone, Szegezdy, and
Sturm (structural); Joseph R.
Loring Associates (mechanical/
electrical)

General contractor:
Gene Campbell, Inc.

Photographer:
Nick Wheeler





Carriage House Lancaster, Pennsylvania By Caroline Northcote Sidnam



Before the city of Lancaster tore down a parallel row of outbuildings on the north side of the street to create a public park, the carriage house faced a narrow back alley. Caroline Sidnam was obliged to retain a two-car garage on the ground floor for the use of the owner and her tenants in a town house at the southern end of the through-block lot. Though the second-story living quarters, like most of the project, are new construction, Sidnam strove to preserve the character of the demolished stable, specifying molded bricks from the same source that supplied the original builder.

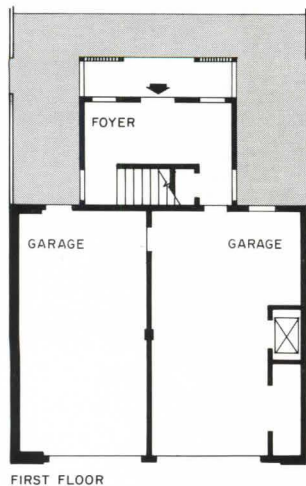


What might be called the garage apartment par excellence occupies one of a row of former carriage houses in downtown Lancaster. The owner, who leases out her ancestral town house across the back yard, looked to the converted stable for a more manageable pied-à-terre during periodic visits from her present home in New York. Though she conceived the project as a simple renovation, structural analysis revealed that most of the old fabric was unsound. Architect Caroline Sidnam's decision to raze the one-and-one-half-story building sparked controversy in this historic district, but the patent charm of her design and a promise to reuse roof slates, garage doors, and much of a party wall won over the landmarks commission and zoning board. The north-facing street front (above right) still has the workaday aspect of a genuine mews, whereas cozy domesticity prevails on the southern garden facade (above top and bottom). Behind the diminutive porch, living spaces interlock with the elegant precision of compartments in a fitted dressing case. The economy of the layout poses a deliberately surreal contrast to the rich decor of moiré silk walls and Empire furniture, a new variation on the Pennsylvania Dutch theme of plain and fancy. *D.B.*

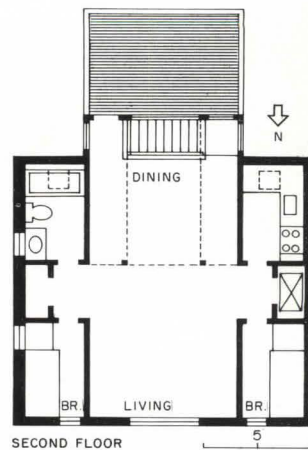


The cruciform layout takes advantage of views and light along the north-south axis, with sleeping berths, bathroom, kitchen, and an elevator tucked into the corners (movable vertical louvers give bedrooms the full benefit of cross ventilation). A deck extends the usable floor area, while a skylight, pillars, and a tentlike ceiling amplify the perceptible scale of the 580-square-foot interior. Solar-tinted windows filter out ultraviolet rays that might damage an inherited collection of Empire furniture. Opulent neoclassical antiques are hardly the obvious choice for a bandbox dwelling but, says Sidnam, the idea of a mini-Malmaison over the garage "piqued the client's sense of paradox."

Carriage House
 Lancaster, Pennsylvania
Architect:
 Caroline Northcote Sidnam
 116 University Place
 New York, New York 10003
 Caroline Northcote Sidnam with
 the assistance of Jonathan Kammel
Associated architects:
 David Lynch & Associates—
 Rick Le Blanc, project architect
Engineers:
 Structures, Inc. (structural);
 Moore Engineering (mechanical/
 electrical)
Consultants:
 Susan Thorn (interior decorator);
 Classic Quarters (local decorating
 liaison)
General contractor:
 Clayton Gerlach, Inc.
Photographer:
 Langdon Clay



FIRST FLOOR



SECOND FLOOR

**Izenour House
Stony Creek, Connecticut
By Steven Izenour of
Venturi, Rauch and Scott Brown**



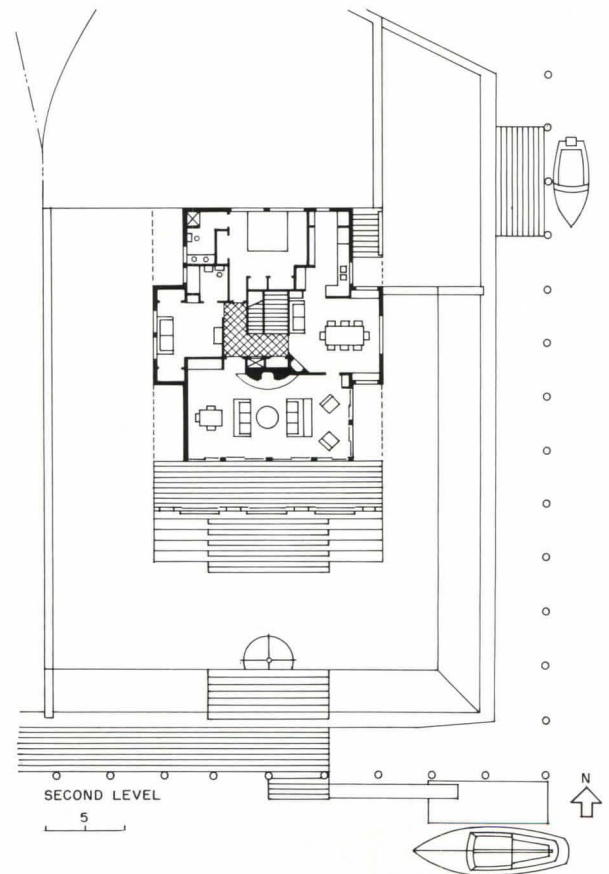




This small dockside bungalow designed by architect Steven Izenour for his father, the noted theater designer, engineer and historian George C. Izenour, is an upstart, spunky presence. From the coastal road (overleaf), it flaunts an audaciously overscaled rose window that has the nerve to be a pilot's wheel. The jaunty nautical touch is a suitable emblem for a house by the sea and it also reminds the Izenours of the ferry boat that once took them to their former summer house on a nearby island.

The rear of the house as seen from the water (right) reminds the Izenours of much more. The senior Izenour has measured, photographed, and drawn the ruins of almost all the theaters of antiquity in order to learn their secrets. His love for classical theater buildings soon grew to include all of the architecture of the ancient world, and he wanted his new house to signify this passion. It was up to Steve to figure out how.

The program and local zoning called for a one-story house with the living area floor level at a minimum elevation of plus-12 feet above sea level to meet hurricane and flood conditions. Steve achieved the required elevation by building two platforms, one above the other. The lower podium leveled the site which originally sloped downward from the road to the shoreline. To the north at this elevation is a two-car basement garage split by the front entrance and stairway to the living room floor. Planted in grass, this lower platform is edged on the waterside with rough cut granite (rejects from a local quarry stone selected for the Johnson/Burgee AT&T Building). The second platform, supported on poured piers, serves as the main floor of the bungalow. To the south, this floor becomes a porch reached by a broad flight of wooden stairs and edged by four flat column cutouts which Steve calls "Doric." Because of their extremely exaggerated entasis they appear round when viewed from the sea. Above the porch is a half wheel window recalling the pilot's wheel to the north.

George Izenour is delighted with his south facade. For him it is a tetrastyle temple, complete with pronaos, stylobate, and Cyclopean wall, complicated by a classical fanlight. He is also overjoyed with his living room (below). In section it is like a horseshoe (Moorish) arch but lacks the bull's-eye window shown in the preliminary drawing (right). Too high and narrow to be appropriately photographed, it is a superb stereo sound chamber. George will tell how he and Steve shaped its acoustics in a forthcoming article for RECORD. *M.F.S.*



Izenour House
 Stony Creek, Connecticut
Owners:
 Mr. and Mrs. George C. Izenour
Architects:
 Venturi, Rauch and Scott Brown
 4236 Main Street
 Philadelphia, Pennsylvania 19127
 Steven Izenour, designer, with the
 assistance of Christine Matheu

Contractor:
 (Built by Eric Stone and George C.
 Izenour)
Photographer:
 Tom Bernard



House for a Musician

San Diego, California

By Rob Wellington Quigley

"You're kidding!" was architect Rob Quigley's first reaction when his clients showed him their site, a San Diego hillside overlooking a busy freeway, and described what they wanted to build there: a small house with a studio for the wife, a quiet room in which the musician husband could practice and teach. . .AND space where they could give chamber music concerts for their friends indoors in wintertime and outdoors in the summer. All of this at a budget of \$94,000.


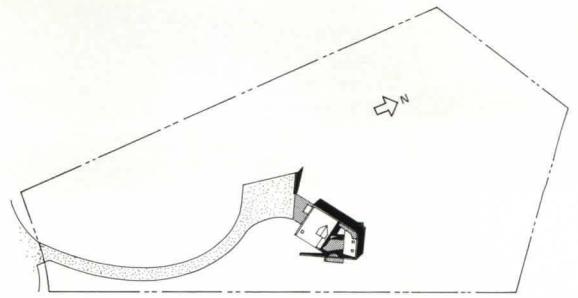
But the couple knew what they were doing when they commissioned Quigley. As the photo on the facing page shows, they got their concert space. And what's more, they got a house that is livable when the two of them are there alone.

Quigley had to overcome the two obvious problems built into his program: providing the requisite amount of space within a tight budget, and insulating that space from the noise of the eight-lane freeway. He devised a plan consisting of two stucco boxes separated by a deck and a small garden, and then wrapped the whole area with a high stucco wall to shield it from the noise. Total living area: 1,500 square feet.

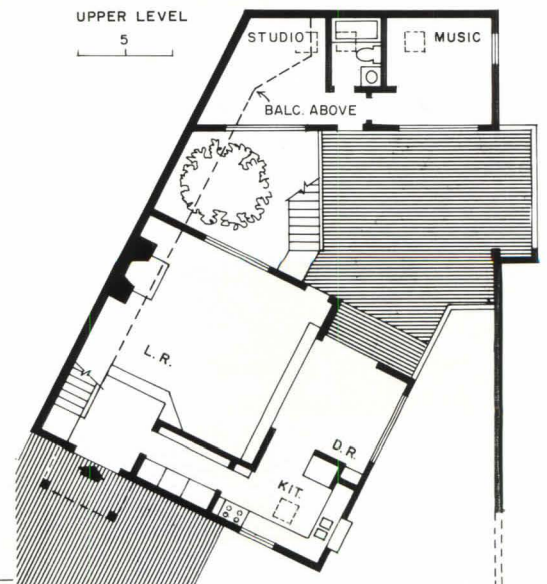

The larger, rectangular, box contains the entry, kitchen, dining room, and living room, with the spaces arranged so that the dining room can be used as the stage, while the living room, which soars to two-story height on one side, holds seating for the audience. An overflow crowd can sit on the stairway that leads to the bedroom in the second box. As Quigley explains the acoustics of this space, "the side walls, of white drywall, were left 'hard,' while the ceiling, of spaced redwood lath, is 'soft.' And the rear balcony wall can be used to 'tune' the room by adding or subtracting books and works of art." The clients are pleased, he says, and consider the result to be acoustically excellent.

The smaller, trapezoidal, box, which has the studio and music room on the first floor and the master bedroom and bath above, is reached by crossing the open courtyard either on the stairway or the open deck—this is, after all, southern California.

For summer concerts, musicians sit on the cantilevered outer deck framed by a broad archway, and the audience sits on the inner deck, the stairs, the upper balcony and in the dining room. The arch not only composes a proscenium for the musicians, but frames the best vistas of the surrounding landscape. One can also enjoy the scenery from the gabled dormer, and, on clear days, distant San Diego Bay is visible from the balcony windows. All this, and Schubert too. *N.G.G.*




UPPER LEVEL



Pressed for a stylistic label, one might describe the eccentric geometry of this stuccoed cottage as Spanish Revival Expressionism—the hacienda of Dr. Caligari. It is a curious blend of esthetic references, but somehow appropriate for an outpost of chamber music and quiet study alongside the traffic of a southern California freeway. For summer concerts, musicians are framed by the proscenium arch and

the audience sits on the deck, the balcony, and in the dining room at left. Rob Quigley hopes that trees, which are barely visible in the photos below, will reach the bottom of the balcony connecting the living area and bedroom. Photo below right shows a concert in progress in the living room.



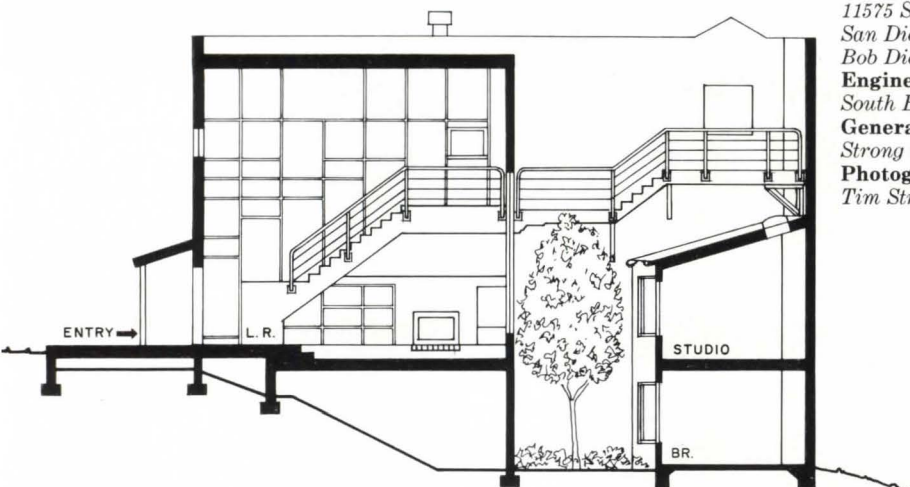
*House for a musician
San Diego, California*

Architect:
Rob Quigley, AIA
11575 Sorrento Valley Road #217
San Diego, California 92121
Bob Dickens, project architect

Engineer:
South Bay Engineering

General contractor:
Strong Construction Company

Photographer:
Tim Street-Porter



**House on Lake Memphremagog
Austin, Quebec
By Peter Rose**









Peter Rose's fine adjustment of classical proportion is particularly notable in the Vermont-slate-paved center hall (opposite). Here, as throughout the first floor, interior walls are articulated as a massive trabeated system with a continuous frieze. Recesses and moldings imply the interpenetration of a major and minor order while entasis enhances the apparent height of the gallery. The subtly splayed embrasure of the portal at left emphasizes the density of the wall and focuses the axial perspective from a funlighted door in the living room sun porch (this page, lower right) to an arched panel on the right side of the foyer. Inventive classical chimneypieces in the living room (above) and dining room (lower left) are also termini for interior vistas. Along with the porch colonnade beyond, the range of French doors on the south facade (overleaf and detail lower right this page) mediates between the realms of natural and civilized order.



*House on Lake Memphremagog
Austin, Quebec, Canada*

Architect:

Peter Rose

1315 de Maisonneuve West

Montreal, Quebec, Canada

Peter Rose with Mark Pimlott

General contractor:

Sherma Construction

Photographer:

Timothy Hursley







1



3



2



4

Three kitchens and a bath American homeowners for years have been a bit schizophrenic regarding the question of kitchen design. On one hand many still long for the charm of bygone days found in the Colonial kitchen, which is characterized by heavy wood cabinetry, busy gingham fabrics, paneled walls, and brightly colored trim. On the other hand consumers seem equally enamored of the latest in microcomputer-equipped touch-control appliances that one's grandmother could never have envisioned. While Colonial charm and contemporary convenience are not by necessity mutually exclusive, the trend now in the design of kitchens appears to be toward a refined "European" appearance, which means either rectilinear or gently curving cabinets in wood or plastic


laminates, pale colors, and a sleek, horizontal over-all appearance. Three models recently unveiled by West German manufacturers exemplify the look. Poggenpohl's *SI* kitchen (1) has an all-wood design of lightened ash or red beech veneers laid in 1-in.-wide bands over softly molded cabinets. Allmilmo's Zeilostar line (2) was introduced at this year's Cologne Furniture Fair and features a combination of colored laminates, cherry trim, and unusual fold-out doors. The crisp, angular *60 CM 600* series by Goldreif (3) also exhibits a combination of laminate and wood cabinetry and is available with coordinated light baffles, front edges, cornices, recess panels, worktops, handles, and toekicks. As kitchens go, so goes the bathroom. Designed by Luigi

Massoni and manufactured in Italy, ICF's *Glacé* modular bathroom (4) features high-gloss polyester finishes in white, black, blue, green, wine, or beige with a choice of top surfaces that includes marble and granite. The system has the same flush front facade and concealed hardware as a matching kitchen that ICF brought out several years ago. *More products on page 150*


1. *SI* kitchen. Poggenpohl USA Corp., Teaneck, N.J.
Circle 300 on reader service card
2. Zeilostar kitchen. Allmilmo Corp., Fairfield, N.J.
Circle 301 on reader service card
3. *60 CM 600* kitchen. Goldreif USA Corp., Teaneck, N.J.
Circle 302 on reader service card
4. *Glacé* bathroom. ICF, Inc., New York City.
Circle 303 on reader service card




Fiberglass shingles
RegalWood is a residential line of fiberglass roofing shingles that are laid in an overlay manner to simulate wood. A 4-page color brochure shows installation photos, compares the product with other three-tab shingles, and gives application data. Manville Service Center, Denver. Circle 400 on reader service card




Kitchen appliances
 A 42-page color brochure describes kitchen appliances including refrigerators, freezers, washers, dryers, electric and gas ranges, microwave and wall ovens, dishwashers, and trash compactors. Feature charts and dimensions are included for each. Magic Chef, Inc., Cleveland, Tenn. Circle 406 on reader service card




Residential hardware
 Brass doorknobs, levers, switch plates, hinges, and knockers are among the products featured in a 12-page color brochure. Included in the literature are product photos, a list of available finishes, installation instructions, and specifications. Baldwin Hardware Manufacturing Corp., Reading, Pa. Circle 401 on reader service card



Underfloor heating
 An 8-page color brochure describes underfloor radiant heating systems based on hot water circulating through polybutylene piping. The literature reviews possible applications and recommended installation techniques. Shell Chemical Co., Houston. Circle 407 on reader service card




Faucets
 Product photos illustrate a 4-page color brochure on a line of Swiss-made faucets. The literature highlights several designs with built-in, retractable spray nozzles. The units are available in five epoxy colors and three metallic finishes. KWC, Ltd., Irvine, Calif. Circle 402 on reader service card




Wood floors
 A 16-page color brochure features 70 varieties of oak, teak, and walnut hardwood floors available in smooth or textured finish. Installation photos, size charts, and a maintenance guide are included in the literature. Bruce Hardwood Floors, Dallas. Circle 408 on reader service card




Windows and patio doors
 A 56-page color catalog offers information on a line of roof windows, blinds, and vinyl-sheathed and primed wood windows and gliding doors. Section drawings, specifications, and information on insulation values, heat gain, infiltration testing, and options are included. Andersen Corp., Bayport, Minn. Circle 403 on reader service card




Ranges
 The 4900 series of grill/range combinations is featured in a 20-page catalog that includes a variety of cooking appliances. All products have floor-mounted, hoodless ventilation systems, indoor grilling, and convertible cooktops. Ducting information is included. Jenn-Air Corp., Indianapolis. Circle 409 on reader service card




Posters
 A 24-page color catalog illustrates a variety of limited edition prints and fine art posters by historic and contemporary artists. The artwork is available either framed or unframed. Prices and dimensions are listed. Why Not Posters, Ltd. New York City. Circle 404 on reader service card



Intercoms
 A 6-page color brochure describes and illustrates a line of residential intercom and music systems. The featured *Series 100* has an all-metal chassis and can be ordered with up to four speakers and an *electronic door opener*. Broan Manufacturing Co., Inc., Hartford, Wis. Circle 410 on reader service card



Fireplaces
 Installation photos and air-flow diagrams highlight an 8-page color brochure on a line of zero clearance heat-circulating fireplaces. All units are UL-listed. Optional accessories are described and illustrated. Superior Fireplace Co., Fullerton, Calif. Circle 405 on reader service card



Whirlpool baths
 A 28-page color booklet features a line of single, double, and multiperson whirlpool and nonjetted baths. Each product is illustrated by an installation photo and a diagram showing features and options. Specifications are included. Jacuzzi Whirlpool Bath, Walnut Creek, Calif. Circle 411 on reader service card

A Study in Design Versatility



The Roommate Collection by Adden has set the standard for excellence in dormitory furniture. With its clean, straightforward design and handsome wood grain, the Roommate Collection is at home in settings as diverse as hospitals, hotels, and psychiatric facilities. Its superb solid oak construction is built to withstand generations of active use. For large installations, we will custom design the Roommate Collection to your specifications.

The Roommate Collection. Use it liberally.


ADDEN

26 Jackson Street, Lowell, Mass. 01852 (617) 454-7848

Showrooms:

Boston, 77 North Washington Street
Chicago, Room 11-112A Merchandise Mart


Circle 50 on inquiry card



Valves

A 24-page catalog describes 16 different varieties of plumbing valves. Data on size and weight, ANSI specifications, carton quantities, handle options, and soldering, brazing, and threading procedures are included. NIBCO, Inc., Elkhart, Ind.


Circle 412 on reader service card



Insulation

A 74-page illustrated handbook covers Therafiber mineral wool insulation products. Sections on thermal and acoustical properties; installation procedures; and the use of insulation in wall, partition, and ceiling systems are included. Tables outline fire ratings. United States Gypsum, Chicago.


Circle 418 on reader service card



Laminates

An 18-page color "idea catalog" shows residential installations that utilize Colorcore and other plastic laminates by the manufacturer. Several rooms are photographed, and a 1/4-in. gridded worksheet for preliminary design is included. Formica Corp., Wayne, N.J.


Circle 413 on reader service card



Ceramic tile

A 16-page color catalog covers 14 glazed and unglazed lines of architectural ceramics. The literature includes photos of interior and exterior applications, a section on tile panels, and line drawings of available shapes and trim pieces. Gall Architectural Ceramics, Tustin, Calif.


Circle 419 on reader service card



Portable lighting

A line of 45 table and floor lamps designed by Paul Mayen is illustrated in a 48-page color brochure. The lamps are offered in polished metals, woods, marbles, and a variety of high-gloss colors. Habitat International, Ltd., New York City.


Circle 414 on reader service card



Cedar shingles

Installation photos illustrate a 4-page color brochure on the Fancy Cuts line of Western red cedar shingles. Nine patterns for interior and exterior applications are available. Product dimensions and specifications are included. Shakertown Corp., Winlock, Wash.


Circle 420 on reader service card



Greenhouses and solariums

Single- and double-glazed residential greenhouses and solariums are described in a 34-page color brochure. Included in the literature are installation photos, section diagrams, and a state-by-state list of tax credits for solar energy projects. Lord & Burnham, Irvington, N.Y.


Circle 415 on reader service card



Lighting

A 68-page color catalog features a line of track, fluorescent, recessed, and specialty lighting fixtures for residential and commercial use. Product photos, dimension drawings, and sample installations are included. NuTone Housing Group, Div. of Scovill, Cincinnati, Ohio.


Circle 421 on reader service card



Architectural ornamentation

A 14-page catalog illustrates a collection of ornamentation available in unfinished carved pine, birch, or oak. Featured products include columns, finials, panels, doors, brackets, moldings, fireplaces, and balusters. Dimensions and prices are listed. Raymond E. Enkeboll, Carson, Calif.

Circle 416 on reader service card



Vinyl siding

Restoration Series Three is a line of 3-in.-wide by 3/8-in.-thick vinyl siding claimed to duplicate the appearance of painted clapboard better than steel, aluminum, or other vinyl sidings. An 8-page color brochure features installation and product photos. Wolverine Building Products, Lincoln Park, Mich.


Circle 422 on reader service card



Windows

Installation photos highlight a 16-page color brochure on a line of wood and aluminum-clad wood casement, double-hung, and sliding windows and patio doors. The windows feature Heat Mirror transparent insulation. Hurd Millwork Co., Medford, Wis.


Circle 417 on reader service card



Fireplaces

An 8-page color brochure includes photos, perspective drawings, and specifications of a line of built-in heat-circulating fireplaces. Featured is the Super Energy Miser, a new unit whose Ener-Jet-ic air-flow system is said to increase heat velocity and output. Preway, Inc., Wisconsin Rapids, Wis.

Circle 423 on reader service card



KOHLER ELEVATES THE WASHROOM.

Now Kohler brings high fashion to new heights. With the beautiful Kingston Set™. It's a lavatory, urinal and toilet designed to be installed together in your commercial and public buildings. It's a trio of Kohler products that gives washrooms a consistent, coordinated look.

Because they're three of a kind. All have the same sleek cosmopolitan styling. All are up, up and away... wall-hung to ease cleaning. All are made of durable vitreous china. But above all, The Set is available in the boldest colors around town: Swiss Chocolate (shown), Parchment,

Country Grey, Black Black, Mexican Sand, French Vanilla and White.

Look into the new Kingston Set. Its style/color coordination gives you the key to the executive washroom.


For more information about this and all our products, write Kohler Co., Dept. RA4, Kohler, Wisconsin 53044.

THE BOLD LOOK
OF **KOHLER**

Copyright 1983 Kohler Co.

Circle 51 on inquiry card

"Du Pont showed us how to significantly increase productivity with Systems Drafting."



*James W. Rivers, Vice President
The Mathes Group (formerly Mathes, Bergman
& Associates, Inc.), New Orleans, Louisiana*

"We've been implementing a Du Pont overlay drafting program for large and small projects for six years," says Mr. Rivers, "and we estimate a 30% savings in drafting time as a result. We also save time on corrections because we don't have to redraw floor plans every time there's a change.

"A case in point is our work on Place St. Charles, one of New Orleans' newest buildings. Du Pont showed us how to effectively increase productivity in the architectural planning for this 53-story building.

"Having drawn floor plans, we supply pin-registered bases to each engineering discipline. This speeds development of preliminary and final plans by all consultants, reduces errors and makes it easier to coordinate efforts among disciplines.

"And because we also save time on corrections, and reduce repetition, we gain more creative design time."

Overlay drafting is a cost-effective way to make high-quality drawings. And it's a major step toward implementing computer-aided design. Perhaps it's time you found out how high the rise in productivity can be at your firm.

Return the coupon below for more information on how a Systems Drafting approach can work for you.

Note: Place St. Charles is a joint venture of Mathes, Bergman & Associates, Inc. and Moriyama & Teshima Planners, Ltd.

Du Pont Company, Room X39085,
Wilmington, DE 19898

- Send me your new brochure on overlay drafting.
 Have a Du Pont Technical Representative call.

Name _____

Title _____

Company _____

Street _____

City _____ State _____ Zip _____






Telephone _____

**Industrial Systems
Division**



Circle 52 on inquiry card

Sargent Door Closers:
250/251 Series • 1250/1251 Series • 1230 Series



**At Sargent,
attention to detail
comes naturally.**

In nature, every detail is important and perfect. Every time. At Sargent, perfection is the only standard we'll accept. Which is why we pay such close attention to everything you see—like the precision afforded each manufacturing operation. And we're perfectionists about the things you can't see—like our commitment to making deliveries on time. Every time.

For first quality products and first class delivery, you can rely on the first name in door hardware. Sargent. Where attention to detail is second nature.

SARGENT

Division of Kidde Inc.

KIDDE

Sargent, New Haven, Connecticut 06511
Sargent (Canada)

Kroin

Triberg Arm Chair

Design: Heinz Wirth, 1954.

Installation: The Shops at Baystate West,
Springfield, MA

Architect: Ahearn-Schopfer Associates, P.C.

Selected for its unsurpassed resistance to the excessive pedestrian abuse associated with food courts. From the Kroin Series of Park and Garden Furniture. Available in brown or white synthetic coated steel and wire mesh. The perfect complement to the accompanying Leine Table with molded fiberglass top.

Circle 6 on information card.

Kroin Architectural Complements

14 Story Street

Cambridge, Massachusetts 02138

Telephone 617 492-4000

Telex 951650

Represented in:

Boston, Cincinnati, Denver, Los Angeles,

Miami, New York City, Philadelphia,

San Francisco, Seattle, Washington, D.C.



Tests prove Tyvek® Housewrap cuts heat loss through walls by 33%.



- TYVEK* stops cold air infiltration—cuts heat loss through walls 33%. Independent tests prove it:** BOCA Report 79-34 confirms it.
- Keeps cold air out of wall cavity, protecting insulation R-value.
- Moisture permeable—no danger of in-wall condensation.
- Costs about \$150 for average house.


*Du Pont registered trademark.

**Independent laboratory tests using 2x4 frame wall with 3½" R-11 insulation in 15 mph wind.



FREE FACTS

Call (302) 999-5088. Or send coupon to DuPont Company, Room G-39984, Wilmington, DE 19898.



Name _____


Title _____

Company Name _____

Address _____

City _____ State _____ Zip _____

Circle 54 on inquiry card



Area rugs

Oasis is a collection of 100 per cent virgin wool area rugs available in four berber-toned patterns, including the Grid design illustrated. The unfringed rugs have cut-and-loop construction and are offered in six sizes ranging from 26-in. by 51-in. to 8-ft by 11-ft 2-in. Couristan, New York City. Circle 304 on reader service card



Refrigerator

A 28-in., 16-cu-ft frost-free refrigerator/freezer features an energy-saver switch that permits the user to reduce the running time during periods of low humidity. *Trimwall* insulated construction allows for a thin cabinet. Kelvinator Appliance Co., Pittsburgh. Circle 305 on reader service card



Hardwood floors

Lok-Strip is a ¾-in.-thick oak flooring designed to be installed directly onto concrete subfloors, or over old tile or plywood underlayment. The floor accepts a wide variety of stains and can be used in kitchens when coated with a water-resistant finish. Chickasaw Hardwood Floors, Memphis, Tenn. Circle 306 on reader service card

More products on page 154

Villeroy & Boch Distributors

- | | |
|--|--|
| <p>Arizona + Bel Mar Supply, Scottsdale + Benjamin Supply, Tucson + Facings of America, Phoenix</p> <p>Arkansas + Epperson's, Little Rock + Plunkett Co., Barling</p> <p>California + California Architectural Bldg. Pdts., Van Nuys, Anaheim + Dalziel Supply, San Francisco, Burlingame, Campbell, Concord, Fairfield, Fremont, Monterey, Santa Cruz, Mountain View, Union City + Dillon Tile Supply, San Francisco, San Jose, Salinas + Morena Tile, Anaheim, Cathedral City, San Marcos + Tile Collection, Santa Barbara + San Luis Obispo + Tile Garden, Escondido</p> <p>Colorado + Mountain Trade Distributors, Denver, Fort Collins, Colorado Springs</p> <p>Connecticut + Stern & Co., Hartford + Waterworks, Danbury, Westport</p> <p>Delaware + Bell Supply, Wilmington</p> <p>Florida + Decorative Tiles, Miami, Boca Raton + Gulf Tile Distributor of Florida, Brooksville, Clearwater, Port Richey, Tampa</p> <p>Georgia + Zumpano Enterprises, Norcross</p> <p>Hawaii + International Tile Design, Honolulu</p> <p>Illinois + Arnold & Lacey, Northfield + Mid America Tile, Alsip, Elk Grove Village, Chicago</p> <p>Indiana + Louisville Tile, Evansville</p> <p>Iowa + Sunderland Brothers, Des Moines</p> <p>Kansas + Case Supply, Wichita</p> <p>Kentucky + Louisville Tile, Louisville, Lexington</p> <p>Maine + Albert Fitzgerald & Co., Portland</p> <p>Maryland + Morris Tile, Tuxedo</p> <p>Massachusetts + Albert Fitzgerald & Co., Woburn + Waterworks, Boston</p> <p>Minnesota + Kate Lo, Minneapolis, Burnsville, Wayzata</p> <p>Missouri + Case Supply, Kansas City + Youngs Distributor, Springfield</p> | <p>Nebraska + Sunderland, Bros., Omaha</p> <p>New Hampshire + Albert Fitzgerald & Co., Bedford</p> <p>New Jersey + Ideal Tile, Middletown + Standard Tile, Jersey City, Paramus, Totowa, Succasunna + The Tile Studio, West Caldwell + United Supply, North Plainfield</p> <p>New Mexico + Mountain Trade Dist. Albuquerque</p> <p>New York + AF Supply, Brooklyn + Best Tile Distr., Syracuse + Kolsen Inc., Great Neck + Nemo Tile, Hicksville, Bronx, Jamaica + Petoello's Gallery, Southampton + Richmond Ceramics, Staten Island + Sherwood Tile, Newburgh + Smolka, New York City + Tiles International, Orchard Park + Town & Country, Tallman Suffern</p> <p>North Carolina + Renfrow Distributors, Charlotte</p> <p>Oklahoma + Plunkett, Oklahoma City, Tulsa</p> <p>Oregon + United Tile, Portland</p> <p>Pennsylvania + Amsterdam Corp., Philadelphia + Best Tile Distr., Wexford + I.H. Hershner, York</p> <p>Texas + American Tile Supply, Austin, Dallas, Fort Worth, Long View + Ashcraft Tile, Tyler + Santile International, Houston</p> <p>Utah + Domestic Import, Salt Lake City</p> <p>Virginia + Design Tile, Tysons Corner + Morris Tile, Alexandria, Norfolk, Richmond, Roanoke</p> <p>Washington + United Tile, Seattle, Bellevue</p> <p>Wisconsin + Childcrest, Milwaukee</p> |
|--|--|

+ -Tile
* -Plumbing Products
+ * -Tile and Plumbing



Villeroy & Boch
The world's largest ceramic producer, founded in 1748.

Circle 55 on inquiry card

Villeroy & Boch.

Anything else is a compromise.

For centuries, ceramic has been the material of choice for jobs requiring low maintenance, long life and natural beauty.

Through 8 generations, Villeroy & Boch has become the world's largest ceramics producer, because our delivery is on-time, our colors and sizes are consistent throughout, and our vast selection combines classic design with lasting materials. In short, we're as reliable as the ceramic tiles and plumbing fixtures we deliver.

VILLEROY & BOCH 
The world's largest ceramic producer, founded in 1748





Tile: Hyde Park (1171) 8" x 8" Fixtures: Colani (jasmine)

Room design by Ray Jost, A.S.I.D.

Send \$2.00 for color catalog.

Villeroy & Boch (USA) Inc., PO Box 103 AR, Pine Brook, NJ 07058, (201) 575-0550 / 3111 East Mira Loma Avenue, Anaheim, CA 92806 (714) 632-9770. / In Canada: CERATEC, Inc., Quebec
Circle 55 on inquiry card

Rapidograph



...precision-clear

These drawings by Richard DeSpain are copyrighted by the artist and may not be reproduced for any reason without written permission from the artist.

See the complete line of Koh-I-Noor precision drafting instruments and supplies at the A/E Systems '84 Show, Booth No. 1418.

®RAPIDOGRAPH is a Registered Trademark of Koh-I-Noor Rapidograph, Inc.
©1984 Koh-I-Noor Rapidograph, Inc.

Renderings



architectural detailing by Richard DeSpain

What better way to present a proposal for a new building design than to show it with precision detail in its intended environment! The Rapidograph® technical pen can help you create such renderings, translating good ideas into the best visuals possible. Whatever the project — a mid-town highrise, a restoration, conversion of an old house into a nursing home or community center — the precision of Rapidograph® renderings puts it into its best perspective.

Rapidograph® ink drawings can be loosely constructed, or developed with enough detail to enlarge portions of the original for close study, as the tower and the corniced window, above, are lifted out of the drawing of the old house.

Tubular nib (available in 13 line widths) allows the Rapidograph® pen to glide in any direction over drawing surfaces with the ease of a pencil. Just the weight of the pen itself and the hold to keep the pen erect are sufficient to provide a consistent ink laydown. The designer, drafter or artist has only to guide the pen with an easy, non-fatiguing hold. The patented DRY DOUBLE-SEAL™ cap keeps ink

throughout the balanced ink-flow system ready for instant startup, contributing to optimum drawing time. Refillable ink cartridge also helps keep productivity high.

You might now be using Rapidograph® precision for clean, crisp floor plans and elevations; so let exciting Rapidograph® renderings present your design proposals in their best possible light. Look for the *Koh-I-Noor Rapidograph®* on the pen to be sure of the dependability and ease of performance that make the Rapidograph® pen the most widely used technical pen in the United States and Canada.

“Get-acquainted” packaging (Product No. 3165-BX) offers a special saving with pen/ink combination. Ask your dealer, or send the coupon for details about Rapidograph® pens, pen sets and the largest selection of drawing inks available from one source:

Koh-I-Noor Rapidograph, Inc.,
Bloomsbury, NJ 08804
(201) 479-4124

In Canada: 1815 Meyerside Dr.,
Mississauga, Ont. L5T 1G3
(416) 671-0696

KOH-I-NOOR RAPIDOGRAPH®

Please send me complimentary Koh-I-Noor Catalog A, describing Koh-I-Noor Rapidograph technical pens, point sizes, Koh-I-Noor and Pelikan inks and other materials.

I would like the names of Koh-I-Noor dealers in my area.

NAME _____
(please print or type)

COMPANY _____

ADDRESS _____

CITY _____ STATE _____ ZIP _____

Koh-I-Noor Rapidograph, Inc.,
100 North St., Bloomsbury, NJ 08804

AR-4/84


In Canada: 1815 Meyerside Dr.,
Mississauga, Ont. L5T 1G3



Fireplace

The *Classic* is a heat-circulating fireplace that features etched glass windows, an arched grille, and cast-iron doors. The unit fits a 38-in. opening and is installed with an 8-in. two-wall chimney system. Superior Fireplace Co., Fullerton, Calif.


Circle 307 on reader service card



Bifold doors

Paneled bifold doors manufactured of Douglas fir or Western hemlock have concealed hinges mounted on the stile edges. Two- and four-door models are available to fit openings from 2 ft to 6 ft wide in a standard height of 6 ft 8½ in. Simpson Timber Co., Seattle, Wash.


Circle 309 on reader service card



Lavatory faucets

Moen and *Chateau* single-handle faucets feature smooth escutcheons and large waterdrop-shaped control knobs. The Moen faucet escutcheon is cast in brass. Both faucets feature the 1225 *Magnum* cartridge system, which has no washers, seats, or packing. Moen Div., Stanadyne, Inc., Elyria, Ohio.


Circle 310 on reader service card



Whirlpool bath

The *Nova*, an oval-shaped whirlpool bath, features a reclining backrest and four adjustable jets. The bath measures 60 in. long by 42 in. wide by 18 in. high and is made of fiberglass-reinforced acrylic. Jacuzzi Whirlpool Bath, Walnut Creek, Calif.


Circle 311 on reader service card



Tub/shower valves

Single-handle tub/shower and shower sets have balancing valves to maintain constant water pressure. Valves include maximum temperature settings and tub-to-shower diverters. The sets feature solid brass forged trim. Harden Industries, Inc., Los Angeles.


Circle 313 on reader service card



Headers and beams

Micro-Lam laminated veneer lumber headers and beams are available in five depths from 9½ in. to 18 in. and in any continuous length up to 60 ft. The lumber resists splitting, twisting, and shrinkage. Trus Joist Corp., Boise, Idaho.


Circle 308 on reader service card



Water appliance system

System 5 consists of a *Century* waste disposer, *Aqua-Temp* hot water and *Aqua-Chill* cold water dispensers, a *Hi-Arc* faucet, and a double stainless steel sink. The coordinated unit comes with a fitted cutting board and strainer. Elkay Manufacturing Co., Oak Brook, Ill.

Circle 312 on reader service card



Lavatory set

The *Plato* lavatory set, shown here in polished chrome, comes in a variety of finishes. It is available as a deck tub set, a wall tub set, a shower set, and as a three-valve tub and shower combination. Paul Associates, Long Island City, N.Y.

Circle 314 on reader service card

SUN-DOR-CO

manufacturer of america's finest panel doors . . .

the **SUN-DOR** line

TALL AND ODD SIZED DOORS
CUSTOM MANUFACTURED BY SUN-DOR-CO

SUN-DOR-CO Write for our Catalog
P.O. BOX 13 • WICHITA, KANSAS 67201
PHONE 316 / 267-1397

Circle 57 on inquiry card

NEW

Model 452 Whiteprinter


- Prints up to 40 FPM
- 52" throat for oversized prints
- Dual speed ranges and lamp controls for efficient high and low production.
- 2-Stage developer control for extra developing power at the flip of a switch.
- Double heater system
- Patented odor-eliminating integral Scavenger™ system with time delay to continue removing vapor 20 seconds after shutdown
- 24" x 36" paper storage space
- Bar to handle roll stock
- Optional print rack available
- Backed by Blu-Ray's famous one year limited warranty
- Supported by the trained Blu-Ray dealer network.

Find out more about Blu-Ray's new Model 452 and the complete line of high quality whiteprinters from Blu-Ray . . . the leader since 1957.

BLU-RAY ⚡


Blu-Ray, Inc. • Westbrook Rd. • Essex, Connecticut 06426
(203) 767-0141

Circle 58 on inquiry card



Oil burner

The *MICROburner* is a low-firing-rate burner system designed for single-unit residential applications. It is available in three models: as a standard edition; with an automatic air damper; and with both an automatic air damper and an oil preheater. The burner has a capacity range from 0.25 GPH to 0.75 GPH. Sloan Valve Co., Franklin Park, Ill.
Circle 315 on reader service card



Ceiling papers

Five silkscreened, hand-printed ceiling papers—*Pavillon*, *Provence*, *Odeon*, *Carleton Court*, and *Balmoral*—are designed to cover all or part of a ceiling. *Pavillon* and *Provence* feature light floral and bamboo patterns while *Odeon* is based on the floral Art Deco offshoot of Art Nouveau. *Balmoral* and *Carlton Court* (shown) feature repeat patterns. They are designed to cover the entire ceiling and create the illusion of architectural ornateness. Karl Mann Associates, New York City.
Circle 316 on reader service card



Gazebo

The *YardGoods* gazebo model 813 features redwood framing and an open-louvered roof or an optional solid tongue-and-groove roof. It is available with a hexagonal redwood floor/deck or can be used on an existing patio or deck surface. Support posts and attachment plates are through-bolted, and frames are notched for tight lattice panels and roof boards. Upper panels are plywood-backed. Landscape Structures, Inc., Delano, Minn.
Circle 317 on reader service card



Whirlpool bath

The *Ultimate* is a 54-in. by 54-in. by 29 $\frac{1}{4}$ -in.-deep whirlpool bath that is equipped with three 30-gpm jets. The unit is powered by a 1-HP pump and can be skirted, sunken, or installed on a raised platform. Pearl Baths, Inc., Minneapolis.
Circle 318 on reader service card
More products on page 157

The strongest, most durable architectural fabric is also the most versatile—from signage to sunscreens, from canopies to floor covers, Pro-Tec is specified by more designers than any other fabric.

PRO-TEC®

A virtually-indestructible tri-laminate of vinyl and **Celanese Fortrel® polyester**, it is waterproof, mildew and bacteria resistant, flame retardant, heat sealable and easy to fabricate. It comes in five weights, from 10 to 22 ounces per square yard, and 22 popular colors, all of which take beautifully to graphics. A new version is specifically designed with a transparent layer for back-lighting.



For a sample book, write on company letterhead to **John Boyle & Co., Inc.**, Box 672, Statesville, NC 28677 or call 1-704-872-8151.

*Fortrel is a trademark of Fiber Industries, Inc., a subsidiary of Celanese Corporation.

Circle 59 on inquiry card

RESIDENCE LIFTS

We Bring UPSTAIRS DOWNSTAIRS... Beautifully.



A Sedgwick Residence Elevator adds something very special to a fine multi-level house or condominium. It adds a touch of elegance...and a truly meaningful measure of comfort and ease.

Sedgwick Residence Elevators are easily and quickly installed in most homes. They are simple to operate and safe to use. And they provide the smoothest, quietest, most stable ride available today.

We have the right model for just about any application...or will custom-design one for your special requirements. And the price is a pleasant surprise.

Doesn't your special client deserve a Sedgwick Residence Elevator? Call or write for full information.

Sedgwick Lifts, Inc.

Specializing in Residence Elevators Since 1920.
 P.O. Box 630, Poughkeepsie, N.Y. 12602 • 914-454-5400 800-431-8262

Circle 60 on inquiry card

It's **SUNSATIONAL** America!



We Have It...

America's Best All-Around Energy Efficient And Quality Wood Windows And Doors!

That's right America...

Sunsational is the best word to describe a Weather Shield casement window. Available in one to five wide basic units, picture combinations, bows and angle bays. Noted for their operating ease and weather tightness, Weather Shield casements offer the discriminating builder and homeowner a wealth of design flexibility and function. Choose from brickmould units to the popular Thin Fin Trim line available in white or adobe colors.



GAIN THE MAXIMUM EFFICIENCY OF QUAD-PANE™

Casements are available with Tri-Pane and super energy efficient Quad-Pane Glazing. These units incorporate one or two layers of clear, resilient SunGain® film suspended on a spring mounted spacer system located between the two outside layers of glass. A special anti-reflective coating on the film allows more of the sun's free heating rays to pass through. At the same time, these units reduce overall heat loss as effectively as triple or quad glass.

* SunGain is a registered trademark of 3M Company; St. Paul, MN 55144.

TOP IT ALL OFF WITH CUSTOM BUILT DIRECT-SETS


Did you know that Weather Shield builds a full line of Direct-Set windows to include: octagons, ellipses, trapezoids, parallelograms, triangles, circle tops, circles and half circles! Direct-Sets are available with the same exterior options as all of our other units, so you can match them up for truly unique window and door effects in your next building or remodeling project. *Sunsational!*



Weather Shield Mfg., Inc.
Medford, WI 54451 • 715/748-2100


Get to know Weather Shield, see the 1984 Sweet's file #8.16/Wd or call our Marketing Manager, H.J. Koester at (715) 748-2100.

Circle 61 on inquiry card




Skylight insulation

Insul-Light louvers are designed to inhibit energy loss through skylights by combining an insulating core with birch and basswood construction. In summer months the louvers can be used as an interior awning system. Electric and manual models are available. InsulShutter, Keene, N.H. Circle 319 on reader service card




Casement windows

A 12-in.-wide model has been added to this manufacturer's line of vinyl-clad wood casement windows. It is available in four heights—31, 35, 43, and 55 in.—and features double weatherstripping and double glazing. Malta Div., Philips Industries, Inc., Malta, Ohio. Circle 320 on reader service card



Lamp

Perfecta is a low-voltage, three-way reading lamp that accommodates a concentrated 25W halogen bulb. The 43½-in. unit was designed by Peter Hamburger and is available in polished brass, chrome, or black finishes. Koch + Lowy Inc., Long Island City, N.Y. Circle 321 on reader service card




Wood blinds

Woodland blinds feature all-wood wands, knobs, valances, and bottomrails. Headrails and bottomrails are each 1 in. wide. Blinds come in five tones—natural, walnut, cherry, pecan, and maple. Hunter Douglas, Inc., Maywood, N.J. Circle 322 on reader service card More products on page 159

The UNCOMMON Kitchen Unit

Bold, Innovative Compact Kitchens From Cervitor!

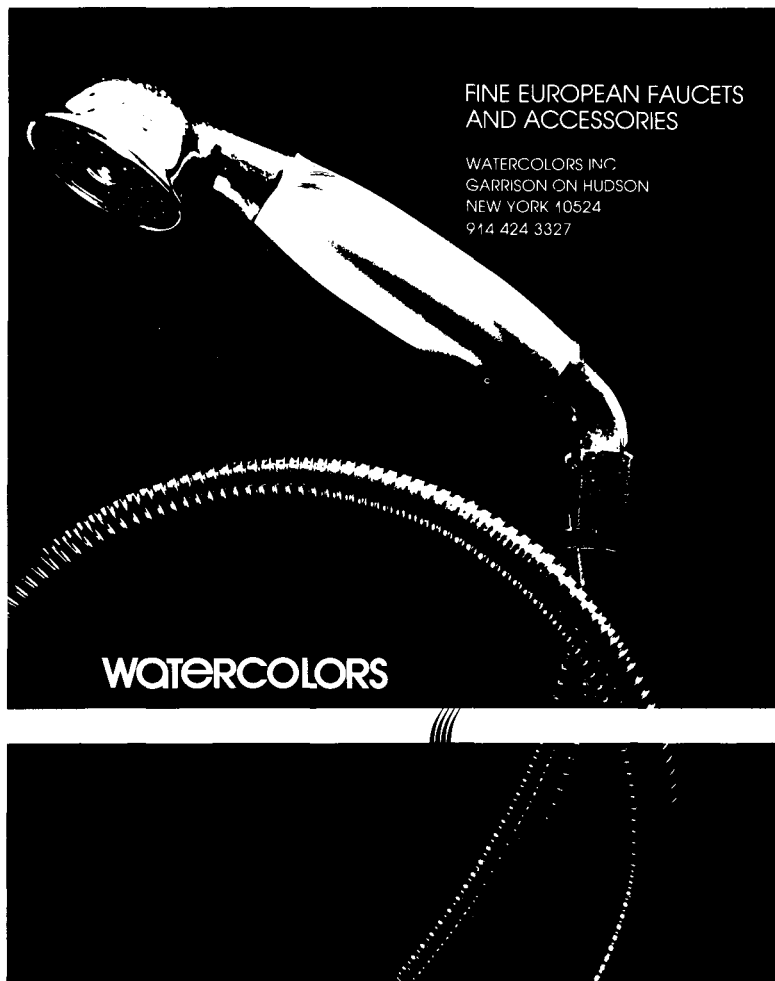


The last time you looked at a kitchen unit was probably an all metal affair that was functional... but not very attractive. Cervitor thinks it's time you looked again. We introduce you over 40 innovative and distinctive models — each available in over 100 bold laminate colors and finishes. We're here to save you time and money. Cervitor is the only manufacturer that will custom design your kitchen to meet your requirements. Call today for our new line of compact kitchen units.

CERVITOR® Compact Kitchens

1500 N. Santa Anita Avenue • South El Monte, CA 91733-3394
(800) 523-2666 • IN CALIFORNIA (213) 283-0841

Circle 62 on inquiry card



FINE EUROPEAN FAUCETS AND ACCESSORIES

WATERCOLORS INC.
GARRISON ON HUDSON
NEW YORK 10524
914 424 3327

WATERCOLORS

Circle 63 on inquiry card




Knoll

Diffrient Management Chair

There is a popular myth in business: Fatigue is the sign of hard work and high productivity. Knoll and designer Niels Diffrient know fatigue is the enemy of productivity, and so explode that myth with the Diffrient chair. This is seating that beautifully combines everything the research of the last 30 years


has revealed about comfort and productivity with everything Knoll and the designer know about aesthetics. Another myth: Knoll makes only very expensive office furniture. The Diffrient Management chair puts another myth to rest. Knoll International, The Knoll Building, 655 Madison Avenue, NY, NY 10021.






Curved glazed eaves

The Cedar Suncap kit provides a glazed ceiling by covering curved wood eaves with glass or polycarbonate. Kits come in a variety of sizes and can be combined with ordinary windows and common building materials. Solaria, Inc., Portland, Ore.
 Circle 323 on reader service card



Floor lamp

The solid brass Model NAF60 floor lamp features four interchangeable brass reflectors. A pivoting socket housing and yoke permit various lighting effects. Also featured are a polished finish and a foot switch. The lamp is 48 1/4 in. tall. Nessen Lamps, Inc., Bronx, N.Y.
 Circle 324 on reader service card



Microwave ovens

Litton-Aire Generation II is a series of three over-range microwave ovens designed to fit a standard 30-in. hood opening. The 600W ovens are offered with a choice of vertical or horizontal outdoor venting systems. A recirculation filter is also available for indoor venting. Litton, Minneapolis.
 Circle 325 on reader service card
 More products on page 161

This SICO® Room Maker is a sale maker.



Condominiums, townhomes, conversions—any home that makes better use of space has the competitive edge today. And you can offer prospective buyers two rooms in the space of one with The SICO Room Makers® Modular Wall and Bed System. They'll know you put extra thought and quality into your units. And quality sells itself.

Stack up the components with any bed size to make any room a sophisticated, comfortable bedroom. In the morning, fingertip pressure lifts the bed to conceal it in the wall system for a handsome daytime environment.

You can have delivery on any combination of modular components: shelves, night stand, three-drawer, two-door, glass-door display units and pull-down writing desk. For real comfort, select the queen, double or twin bed with quality mattress and vinyl upholstered box spring or foundation.

The SICO Room Makers Wall System is less costly than built-ins, with all the quality SICO is known for around the world. It just may be your best new salesman. Call or write today for full information.

The Room Makers®



SICO INCORPORATED • Room Makers Division
 7525 Cahill Road, P.O. Box 1169 • Minneapolis, MN 55440, Dept. AR-4
 Phone (612) 941-1700, Ext. 118 • TWX EDNA-910-576-1771



*EVEN WHEN
THE IDEA IS DARING,
THE BUDGET DOESN'T HAVE TO BE.*

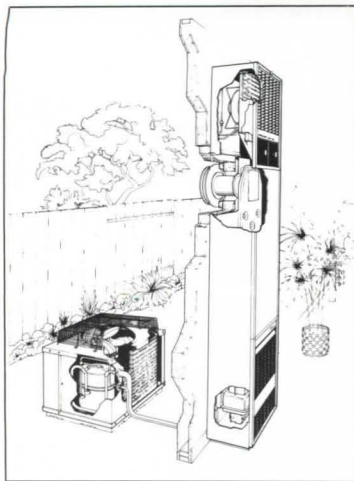
*Brick soars, circles, bends, blends.
And keeps budgets in bounds with its competitive
pricing and low maintenance costs.
For aesthetics and economics, build with brick.
It does everything you dare dream of.*

*IF YOU CAN
SEE IT IN YOUR MIND,
YOU CAN BUILD IT WITH BRICK.*



Brick Institute of America, 1750 Old Meadow Road, McLean, Virginia 22102

Circle 65 on inquiry card



Wall furnace

The *Forsaire* is a combined 40,000-BTU heating and 12,000-BTU cooling wall unit measuring 12 in. by 14½ in. by 87½ in. It can be installed on or partially recessed into almost any exterior wall and requires no special wiring or ducting. A 20-in.-high condensing unit can be positioned just outside the wall. Williams Furnace Co., Colton, Calif.
 Circle 326 on reader service card



Vinyl flooring

Classic Elegance is a new marble-look design in the manufacturer's line of *Accent Supreme* cushioned vinyl flooring. The pattern is available in 12-ft widths and is offered in a choice of five colors. Congoleum Corp., Kearny, N.J.
 Circle 327 on reader service card



Laundry center

The *S-1000* washer-dryer is said to offer full-size capacity in roughly one-half the floor space—5 sq ft—of conventional laundry equipment. The solid-state, microcomputer unit measures 27½ in. wide by 27½ in. deep. Minimum height is 73 in. The Maytag Co., Newton, Iowa.
 Circle 328 on reader service card



Tile

Caribbean II is a line of 3-in. by 6-in. glossy or crystal glaze tiles for residential or commercial applications on walls, counters, and floors. The tile is ⅜ in. thick and is available in an abrasive grain for slip resistance. Nine colors are offered. American Olean Tile Co., Lansdale, Pa.
 Circle 329 on reader service card



Wallcoverings and fabrics

A line of 17 French-inspired wallcoverings is offered in 75 colorways. The coverings are gravure-printed on pretrimmed, paper-backed grounds. Five coordinated upholstery fabric designs in 24 colorways are also available. The 54-in.-wide fabrics are 100 per cent cotton sateen and are protected with *Teflon* soil repeller. James Seeman Studios Div., Masonite Corp., Garden City, N.Y.
 Circle 330 on reader service card



Cabinet accessories

A revolving pantry shelf for utility cabinets features five rotating shelves that are adjustable for tall or short items. A five-shelf storage unit for mounting on the back of pantry doors is also available. Both products are offered in 18-in.- and 24-in.-wide models. Merillat Industries, Adrian, Mich.
 Circle 331 on reader service card
 More products on page 163

Bright Idea

Introducing The LIGHTHOUSE

New fixture for low level lighting. Handsome bollard design. Laminated of custom selected, kiln dried *Western Red Cedar*. Easy access to lamp and ballast compartment. Incandescent, mercury vapor or high pressure sodium.

Write on letterhead for catalog of wood lighting standards and accessories.


Ryther-Purdy Lumber Company, Inc.

204 Elm Street
 P.O. Box 622
 Old Saybrook, CT 06475
 Phone (203) 388-4405



Lighting Standards
 Fixtures • Signs
 Guide Railings • Custom Millwork
 Benches • Trash Receptacles

Circle 66 on inquiry card



Carpet need not compromise performance for the sake of luxury

When specifying carpet, you generally get your choice of one or the other, seldom both. From the finest raw materials, and state-of-the-art equipment, to our meticulous old world craftsmanship, at FABRICA our commitment to excellence does not allow compromise. Performance and luxury. We deliver both.

FABRICA INTERNATIONAL

"Quality Without Compromise"

2801 Pullman St., Santa Ana, CA 92705
 Continental U.S.: (800) 854-0357
 Within California: (800) 432-7241
 TWX: 910 595 2787

Circle 67 on inquiry card

Mapes porcelain on aluminum panels:

The energy saving solution that's nearly 3 times better than insulated glass.

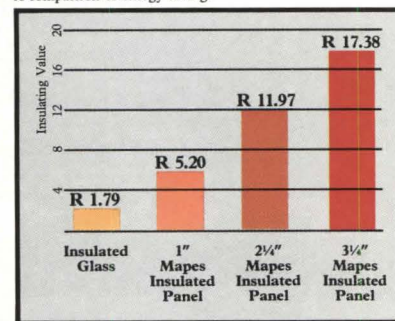


But that's just the beginning. Mapes panels are also your best choice for durability and low maintenance. Our exclusive porcelain on aluminum process produces a permanent, colorfast finish. Its unique textured surface resists the abuse of time, vandalism and the elements.

Mapes panels are lightweight for easy installation, and they're available in a wide assortment of colors, substrates, and thicknesses to match your use.

To find out more about Mapes architectural panels for use in new construction or retrofit projects, write or call **Mapes Industries, Inc., P.O. Box 80069, Lincoln, Nebraska 68501, phone toll-free 800-228-2391.** Mapes architectural products are available through major window replacement firms and glass companies nationwide.

MAPES PANELS VS INSULATED GLASS:
A comparison of energy savings



The Mapes architectural panels shown at left are Bronzitone medium, one of 24 standard colors available. Special colors can also be prepared to match your specifications. Mapes panel finishes are protected by a 25-year guarantee.

Architectural Panels / Window Panels / Curtain Wall Systems
Wall Facings / Marquees / Canopies / Walk Covers

The mapes permanent solutions



Mapes Industries, Inc. / P.O. Box 80069
Lincoln, NE 68501 / (402) 466-1985
Call toll-free: 800-228-2391

“Elevette”[®] your condos’ most practical status symbol



The “Elevette” home elevator is so distinctive, it puts your condo in a class by itself. But that’s the least of its advantages. It’s also:

Convenient . . . Instead of trudging up and down stairs, you go from floor to floor with the push of a button (and save all that extra energy for tennis!).

Handy . . . Have something bulky to take up-stairs? “Elevette” does the job quickly, quietly, effortlessly.

Helpful . . . It saves time and effort. And best of all, it increases your condo’s value. Sure, the “Elevette” is a status symbol. But no other status symbol has ever been this practical.


When planning your next project, don’t just allow space for “Elevettes” to be installed in the future. Have them installed as original equipment. Make the “Elevette” a selling feature.

Designed specifically for single family use.

Write for Full Information
and Free Literature.

INCLINATOR COMPANY OF AMERICA
DEPT. 66
P. O. BOX 1557
HARRISBURG, PA 17105-1557

Circle 69 on inquiry card



Heat pumps

The HP18 series of split system heat pumps is designed for new apartments, motels, and single-family houses. The unit has a cooling seasonal energy efficiency ratio of up to 8.45 and a heating coefficient of performance rating of up to 2.80. The pumps can be installed in furred-in space, attics, dropped ceilings, or closets. Lennox Industries Inc., Dallas.


Circle 332 on reader service card



Redwood siding

Imperial clear, all-heart California redwood bevel siding is 1½ in. thick and is available in 6-, 8-, and 10-in. widths. The siding is saw-textured to hold finishes better than smooth wood. Pacific Lumber Co., San Francisco.

Circle 333 on reader service card


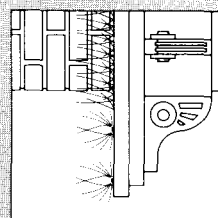
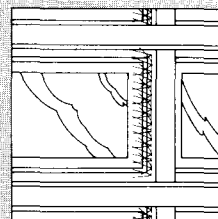
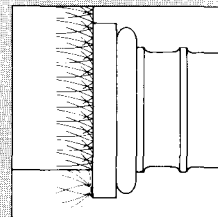
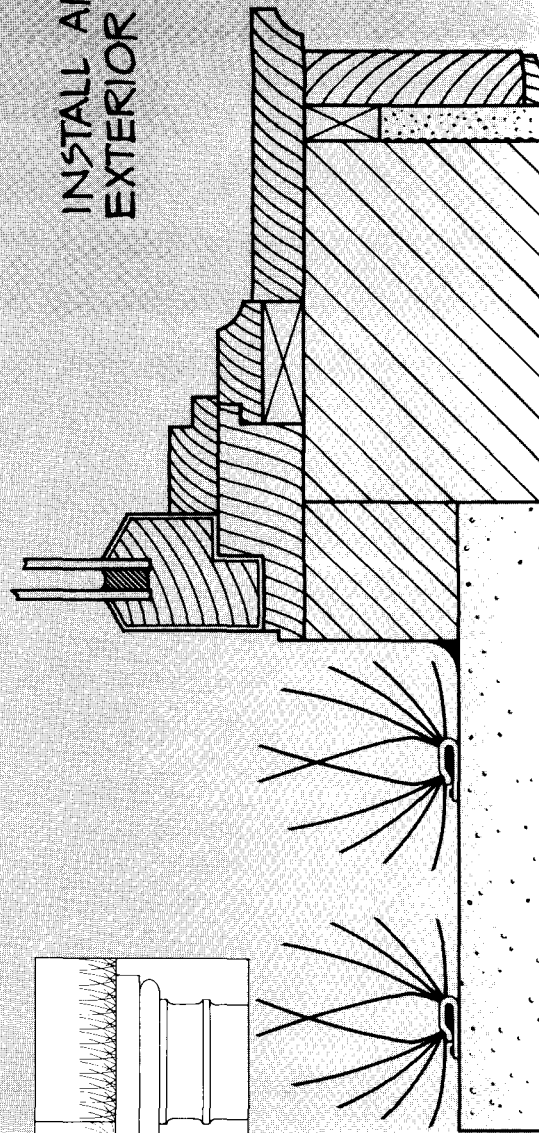


Skylights

A line of polycarbonate plastic skylights is offered in both hyperbolic paraboloid and dome-shaped models. The units are treated with Ken-Guard coating said to prevent yellowing, dulling, and hazing from the sun. The skylights have R values of up to 6.10 when installed with the manufacturer’s one-piece insulated curb made of brown fiberglass-reinforced plastic. Kenergy Corp., Orlando, Fla.

Circle 334 on reader service card
More products on page 166

INSTALL AND
EXTERIOR T



NIXALITE STAINLESS STEEL NEEDLE STRIPS - INSTALLATION TO BE ON ALL LEDGES, COLUMN CAPS, PEDESTALS, ETC. WHERE BIRDS ARE A PROBLEM! INSTALL AS RECOMMENDED BY NIXALITE OF AMERICA

Answers bird control problems for any new, existing or restoration building projects.



NIXALITE of AMERICA
417-25th STREET, MOLINE, ILLINOIS 61265
PHONE 309-797-8771
SPECIALISTS IN BIRD CONTROL

Circle 70 on inquiry card



Ironically, sometimes a severe climate means more windows are needed. Not less. And Pella is more of a window.

Winters on the St. Croix River can be very long. Most likely they will also be very cold.

On the brighter side, they can also be very sunny. So although the climatic considerations in designing a home here can be quite restrictive, they also offer some positive benefits as well. This house, designed for a young professional couple and their children, takes full advantage of the climate and a site that slopes to the south with magnificent views of the river valley.

It does this by focusing in two directions.

The first is toward river vistas and southern exposures. Here, both standard and 8' high Pella Clad Sliding Glass Doors open onto decks and terraces, achieving close contact with the outdoors from every part of the house.

The second focus is inward where all major living spaces open onto a central atrium that reaches from first floor to roof. Here a large clerestory window lets an abundance of light into the center and rear of the house. It also contributes heat gain as part of an overall passive solar orientation of the house.

This light, coming from so many directions, makes the light colored walls, and wood and tile floors glow with a cozy warmth, even on overcast days.

All in all, this compact house — 3,600 square feet — achieves a high degree of spaciousness inside that's a direct response to the space outside. And although the house is described as modest, the special attention to materials, construction, and amenities reflects a level of quality that's anything but modest.

Here are just a few ways that Pella contributes to that quality.



When scraping and painting isn't part of the program, specify the Pella Clad System.

Completely covering the exterior of Pella Products is a sturdy aluminum cladding that's finished in white or dark brown enamel. This tough coat resists chipping, flaking, peeling, blistering, corrosion, and a host of other plagues. Yet, for all this protection on the

outside, all you see inside is real wood ready for stain or paint.

Pella Clad Sliding Glass Doors. Proportioned to meet your design requirements.

Pella offers its Standard Sliding Glass Door in two heights, 6'8" and 8', plus more widths and combinations of fixed and sliding panels than any other wood door manufacturer. And, where a different look is required, consider the Pella Contemporary French Sliding Glass Door. Both feature sliding panels that roll on ball bearing wheels, exterior cladding, glazing options including reflective glass, and a self-closing screen panel.



See all that Pella offers for residential and commercial installations. Contact your nearest Pella distributor for the latest information on Pella Products: Windows, Sliding Glass Doors, Sloped Glazing, Skylights, Wood Folding Doors, Traditional French Doors and Circlehead Windows. Plus the new Pella Clad Monumental Window that can fill openings on a scale from the modest to the magnificent.

Send for a free copy of the 1984 catalog. Call Sweet's Buyline Number or see Pella in Sweet's General Building File. You'll also find Pella listed in the Yellow Pages under "Windows".

Name _____
 Firm _____
 Address _____
 City _____
 State _____ Zip _____
 Telephone _____

This coupon answered in 24 hours.

Mail to: Pella Windows & Doors, Dept. T30E4, 100 Main Street, Pella, Iowa 50219. Also available throughout Canada. © 1984 Rolscreen Co.

Pella. The significant difference in windows.


Circle 71 on inquiry card



Residence
Afton, Minnesota


Ralph Rapson, FAIA
Minneapolis, Minnesota

General Contractor
Steve Kroiss & Sons, Inc.
St. Paul, Minnesota




Window

The *T-300 Weather-Beater* is a single-hung aluminum window suitable for residential or light-commercial construction. The 1/2-in. insulated glazed unit features removable bottom sash, full nailing fins, a full-width lift rail, and mylar-shielded pile weatherstripping. Capitol Products Corp., Harrisburg, Pa. Circle 335 on reader service card




Plywood siding

Guardian siding features resin-impregnated overlays bonded by heat and pressure to exterior-grade plywood. A woodgrain texture is embossed onto the overlay during bonding. The siding can be applied directly to studs and is available in 4-ft by 8-ft and 4-ft by 9-ft panels. Simpson Timber Co., Shelton, Wash. Circle 337 on reader service card



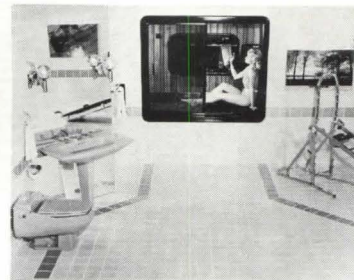
Dishwasher trim kit

A toekick trim kit by this dishwasher manufacturer is designed to give an unbroken horizontal line under European kitchen cabinets. Three available trim bottoms fit spaces of 5 in., 5 7/8 in., and 6 1/2 in. Thermador/Waste King, Los Angeles. Circle 336 on reader service card




Kitchen sink

The *Model 128* by Alape is a West German-made double-bowl kitchen sink with a center vegetable strainer compartment. The vitreous enamel-coated steel unit is available in solid colors with a decorative contoured stripe. Accessories include a chopping board, plate rack, and soap dispenser. Santile International Corp., Houston. Circle 338 on reader service card



Bathroom retreat

The *Environment Masterbath* combines a sauna, steamroom, shower, sunlamps, and whirlpool bath within one in-wall chamber. The unit features a deck above the whirlpool that is removable for access to the bath. It comes with a cabinet and towel bar, hand-held wall-mounted shower, and two vinyl-covered pillows. Two stereo speakers are mounted at the top of the unit for connection to a receiver. The chamber measures 91 in. by 52 in. by 82 in. The whirlpool alone measures 66 in. by 19 1/2 in. by 33 in. A deluxe model features an upholstered deck, 24-carat-gold trim, and a teakwood interior. Kohler Co., Kohler, Wis. Circle 340 on reader service card



Dining table

The round *Geo* table is sheathed in synthetic granite veneer made of textured paint finishes. A pedestal base features ribbed patterning, while the top surface has bullnose edging and a recessed apron. Options include custom sizing, polished or rough finish, and a choice of eight colors. Cy Mann Designs, New York City. Circle 339 on reader service card

Make it more receptive.

Why sacrifice form for function? Outdoors or indoors, specify naturally beautiful wood receptacles from Sitecraft. Your choice of round, square or custom designs, painstakingly built by craftsmen who really understand wood. Available in clear all heart California redwood or other select woods. Write or call for color catalog on planters, benches, receptacles, site accents. Sitecraft, 40-25 Crescent St., Long Island City, NY 11101 (212) 729-4900. Outside NY State call toll-free 800-221-1448.



sitecraft






Overhead blinds

A line of skylight blinds with slats that tilt 180 deg are designed for windows with more than a 45-deg vertical slant. The blinds are available with either a motorized mechanism or a manually operated tilter knob that accepts a clip-in wand. Hunter Douglas, Inc., Maywood, N.J.
Circle 341 on reader service card



Bifold doors

The *Tudor Collection* is a line of bifold doors that feature plain or ornamental mirrors framed in wood. The doors come unfinished for custom staining or painting. Mounting hardware is included. Ledco, Inc., Shelbyville, Ky.
Circle 344 on reader service card




Bay window

The *Sun Bay* window features 90-deg flankers and a glazed sloping top that is claimed to emit more light than other bow-type windows. The Ponderosa pine unit has a lever lock that allows the side windows to remain in five positions for ventilation. Marvin Windows, Warroad, Minn.
Circle 342 on reader service card




Built-in oven

The *Superba* 27-in. electric double oven features a built-in rotisserie and meat probe. The ovens have tempered black glass front doors and a reinforced porcelain cavity surrounded by high-density insulation. Kitchen Aid Div., Hobart Corp., Troy, Ohio.
Circle 345 on reader service card



Fireplace

A corner radiant heat fireplace comes in both right- and left-hand opening models. The unit has a 38-in. front screen and an all-refractory interior with a firebrick pattern. An outside combustion air kit and decorative glass door are options. Superior Fireplace Co., Fullerton, Calif.
Circle 343 on reader service card



Wallpaper and fabrics

Eight wallpaper, textile, and fabric collections derive their inspiration from historic patterns of the Far East, ancient Greece, and 19th-century France. Shown is Salerno, a design of stylized carnations and roses woven into a 51-in.-wide textile of flax and viscose rayon. Greeff Fabrics, Inc., Port Chester, N.Y.
Circle 346 on reader service card
More products on page 169

LOOK UP TO QUALITY...



VENTARAMA SKYLIGHTS manufactured for 35 years as venting or fixed skylights with some of the most convenient features available.

Low profile double-domes are of 1/8" acrylic.

Unique molded edge protects all seals from the elements.

Copper flashing designed for pitched or flat roofs.

Convenient removable screen is mounted above opening mechanism.

Durable opening mechanism can be hand, pole or motor operated.

VENTARAMA SKYLIGHTS



140 Cantiague Rock Rd., Hickville, NY 11801 • (516) 931-0202

Circle 73 on inquiry card



Redwood exteriors are taking on a whole new dimension.

New Palco Imperial Siding, the 1½-inch, thick-butted bevel siding, offers a new *dimension* to quality construction. This premium exterior bevel siding is available in Clear All Heart and Clear, vertical grain, Certified Kiln Dried California Redwood. No other bevel siding offers greater stability, lays flatter or looks richer. Imperial Siding is available in 6", 8", 10" and 12" widths and 6' to 20' lengths. Beautiful Palco Imperial Siding, with its dramatic shadow line and higher insulating qualities, is the ideal choice for new construction or remodeling where quality performance and appearance really count.


PALCO
THE PACIFIC LUMBER COMPANY

P.O. Box 7406 San Francisco, CA 94120
(415) 771-4700 421-3000




Clay shakes

Noninterlocking clay roofing shakes are available in natural red or variegated tones of brown in a choice of smooth or rough weathered finish. The 18-in.-long tiles are made in 4-, 6-, and 8-in. widths, and they may be laid to produce random patterns. San Valle Tile Kilns, Los Angeles. Circle 347 on reader service card




Wood I-beam

A 2- by 4-in. flange wood I-beam is designed as a framing member for roofs and floors of residential and light-commercial structures. The beams are available in depths from 7 1/4 in. to 20 in. and in lengths up to 60 ft. Alpine Structures, Oxford, N.C. Circle 349 on reader service card




Garbage disposers

Whirlaway garbage disposers feature permanent magnet motors, glass-filled nylon hoppers, and polyester drain hoses. Corrosion-proof stainless steel grind rings are standard on the top three models in the line, and all units are equipped with antijam swivel impellers. Anaheim Manufacturing Co. Div., Tappan, Anaheim, Calif. Circle 351 on reader service card




Bathroom fixtures and tiles

Whisper Colors represent a joint venture by American-Standard and American Olean to produce a new line of color-coordinated bathroom fixtures and tiles. Three hues—heather, shell, and sterling silver—are available in fixtures from American-Standard's *Ellisse*, *Roma Suite*, and *Lexington Suite* series. Matching tiles are offered in both plain and diagonal linear, half-moon, or loop designs. American-Standard, New Brunswick, N.J. Circle 353 on reader service card More products on page 171




Bathroom fixtures

The *Signature* collection consists of a six-jet sunken whirlpool bath, two lavatories, a water closet, and a bidet. The fixtures are available in Aztec gold, sky blue, sun tan, cameo, buttercup yellow, teakwood, platinum gray, and white. Crane Co., New York City. Circle 348 on reader service card



Appliances

This manufacturer has introduced two new colors—platinum and toast—to its full line of major kitchen appliances. The new shades harmonize with a variety of color schemes. They replace coffee and avocado, two colors that date from the 1960s. Whirlpool Corp., Benton Harbor, Mich. Circle 350 on reader service card



Wood flooring

GenuWood vinyl bonded wood flooring is available in 12 wood patterns, including new pecan. All patterns in the line consist of a wood layer protected by a 20-mil vinyl surface on top and fiberglass-reinforced core vinyl sheeting below. PermaGrain Products, Inc., Media, Pa. Circle 352 on reader service card

**IRON-A-WAY
Built-In
Ironing
Centers**

Specified by architects
World-wide for new
construction and remodeling.

46" ventilated steel board
supported by telescoping
steel rods.

Steam iron
insulated
compartment.
Folding sleeveboard.
Work area light.
Electric control panel.
Neatly folds away. Safety
door switch turns off power.
Recesses between studs or
mounts on surface.

— For more information, see Sweet's Section
— 11.27a/Iro, or


Contact the Contract Sales Division of
IRON-A-WAY, INC.

220 West Jackson • Morton, IL 61550 • (309) 266-7232



Circle 76 on inquiry card

PORCH-LIFT



will solve
or prevent
architectural
barriers —
simply and
economically

Whether you're modifying an existing building or designing a new one, accessibility to the handicapped is of the utmost importance. PORCH-LIFT is the answer. Its exclusive telescoping lift design results in total enclosure of the sides of the platform and under the platform when it's elevated. Mechanical and electrical mechanisms are totally enclosed. Constant pressure control and optional "Call-Send" controls are key-actuated. Runs on 110 volt current. Available in models and varying heights to fit specific needs, indoors and outdoors. Shipped ready for installation.

WRITE FOR FREE BROCHURE AND NAME OF DEALER NEAREST YOU.
AMERICAN STAIR-GLIDE CORPORATION
4001 East 138th Street, P.O. Box B, Dept. AR484.
Grandview, Missouri 64030

Circle 77 on inquiry card



When beauty is as important as performance

Built-in refrigeration for homes of distinction

Combining beauty and performance Sub-Zero is the true built-in refrigeration system designed exclusively for the home.

All models feature 24" depth, which enables them to fit flush with all standard base cabinets and affords easy accessibility to all stored items. □ All Sub-Zero built-in models are designed to accept exterior panels of virtually any material. This unique feature provides you complete flexibility in kitchen design. You can blend it in or accent your own special kitchen decor. □ Models range in size from 24" to 48" width and up to 31 cubic feet in capacity...the largest unit

made for the home. The line features side-by-side, over-n-under (freezer on bottom), all refrigerator, and all freezer units. Also available are under-counter and individual ice-making units. □ All full size units feature automatic icemaker and adjustable storage in both refrigerator and freezer. □ An outstanding refrigeration system coupled with such innovative features as polyurethane insulation (entire unit including doors), magnetically sealed doors, self venting and automatic defrost assures years of satisfactory performance. □ Every Sub-Zero unit is completely test run at the factory for total performance before delivery.

SUB-ZERO

See Sub-Zero on display at leading kitchen dealer and appliance showrooms.


Send for colorful brochure on unique kitchens. Available in Canada. SUB-ZERO FREEZER CO. • P.O. BOX 4130, MADISON, WI 53711 • 608/271-2233

Do something selfish. Support the arts.

We are speaking here of business support of the arts, and what it can do for your clients, your employees and your company.

In a word, lots.

Because in addition to the rewards that the arts have to offer society, there are rewards that the arts can and will offer business. Very real, very tangible rewards. All very much in your company's self-interest.



To learn how to go about getting them—or, as the case may be, how to go about it better—there's *Partners*.

Partners is the first practical guide to corporate support of the arts. And for anyone who has anything at all to do with the arts—or would like to—it's indispensable.

In it, you'll find dozens of examples of how business and the arts have helped—and continue to help—one another. Detailed information. No-nonsense advice. Sources to turn to for guidance. Specifics.

Partners: A Practical Guide to Corporate Support of the Arts. For more information and prices, write us today at the address below. And see how much your business can get from supporting the arts.

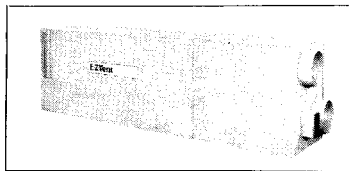
It's one of the few things in this world that's selfish and selfless at the same time.

Partners.

The first book on supporting the arts that doesn't leave everything to the imagination.

Partners is published by the Cultural Assistance Center, Inc., a nonprofit service organization established to promote and assist cultural institutions.

Write the Cultural Assistance Center, Inc., 330 West 42nd St., New York, N.Y. 10036.



Heat exchanger

E-Z Vent residential heat exchangers have rated airflows ranging from 110 to 430 cfm. Each unit consists of a supply fan, exhaust fan, air-to-air heat exchanger, and washable filter. Options include remote high/low/off switch, humidistat, defrost control, and timer with manual override. Des Champs Laboratories, East Hanover, N.J. Circle 354 on reader service card



Sinks

Elegance is a Swiss-made kitchen sink that consists of two round bowls and a center oval waste catcher. The sink is shown with the manufacturer's *Trend* single-lever faucet that has a built-in telescopic spray nozzle. The sinks are available in colored porcelain-enameled steel, polished brass, copper, and stainless steel. Luwa Corp., Charlotte, N.C.

Circle 355 on reader service card



Fireplace

The *Supercirculator* fireplace has the capacity to heat more than 2,000 sq ft and delivers between 53,000 and 75,000 BTUs of heat. The self-contained unit has a 22-in.-deep firebox and heat-circulating vents built around glass doors that eliminate the need for grilles. Majestic Co., Huntington, Ind.


Circle 424 on reader service card

More products on page 173

To get more for your pour, get some concrete advice.

Now you can learn how to get all kinds of beautiful concrete finishes while avoiding all kinds of problems. Simpson's architectural guide to predictable concrete finishes fills you in on everything from quality control pitfalls, to choosing the proper panel for a special finish. To get a copy, fill out the coupon and send it in. Consistency is our commitment.

Yes. Show me how to get the most beautiful finishes on my concrete forming projects.



Name _____

Title _____

Company _____

Address _____


City _____

State _____ Zip _____

Mail to:
Simpson Timber Company
Panel Products Marketing
Third and Franklin
Shelton, WA 98584

FormGuard Concrete Forming Panels

Simpson



The
NORCO *line...*
virtually endless.

Norco's World of Windows offers a total line of quality wood and aluminum clad wood windows. Casements, double-hungs, slidebys, awnings, bows and bays, direct sets, accessories, patio doors. Double or triple-glazed. All aluminum clad styles in White or Earthtone Brown, plus several in our new Sandstone color.

For your choosy customers, Norco offers outstanding quality. Yet, they're efficiently produced in one of the industry's newest, most automated plants for truly outstanding value.

For new construction or remodeling, one line meets all your window needs. NORCO. Write for full information.



NORCO
WINDOWS, INC.

P.O. BOX 309 · HAWKINS, WI 54530
PHONE: 715/585-6311



enter
the
world
of
allmilmö

The world of the quintessential kitchen and bath. In a wide variety of styles. Each combining exceptional design, European craftsmanship and technology.

Allmilmö offers dedicated service and knowledge that go beyond installation in catering to the specialized needs of design and building professionals... at a remarkably competitive price.

masters in the art of fine living

Allmilmö Corporation • 70 Clinton Rd., • Fairfield, N.J. 07006 • (201)927-9509



Circle 101 on inquiry card

the Kentile decision.

It's the easiest one you'll ever make.

Kentile improves on natural beauty with Quarry. Naturally!


Quarry, Kentile's newest solid vinyl tile, captures the rich elegance of subtly shaded, handcrafted quarry tile. And adds the beautiful advantages you naturally expect from Kentile®. Everything

that makes it easy to live with.

For example, Quarry is invitingly quiet and comfortable underfoot. It resists wear and remains beautiful for years. And it's easy to clean. So along with the natural look and tones you want now, Quarry offers the comfort and convenience that lasts and lasts.

Just as important to you, Quarry is easier and less expensive to install than real quarry tile. Each 12 x 12 inch tile is 1/8 inch thick and made up of four 6-inch units. And its subtle shades of Apricot, Citron, Beige or Ivory harmonize beautifully with your most exciting interiors.

Shouldn't Quarry, with today's timeless look and most advanced advantages, be part of your plans? Call your Kentile representative. Naturally.



Kentile Floors Inc., Brooklyn, N.Y. 11215