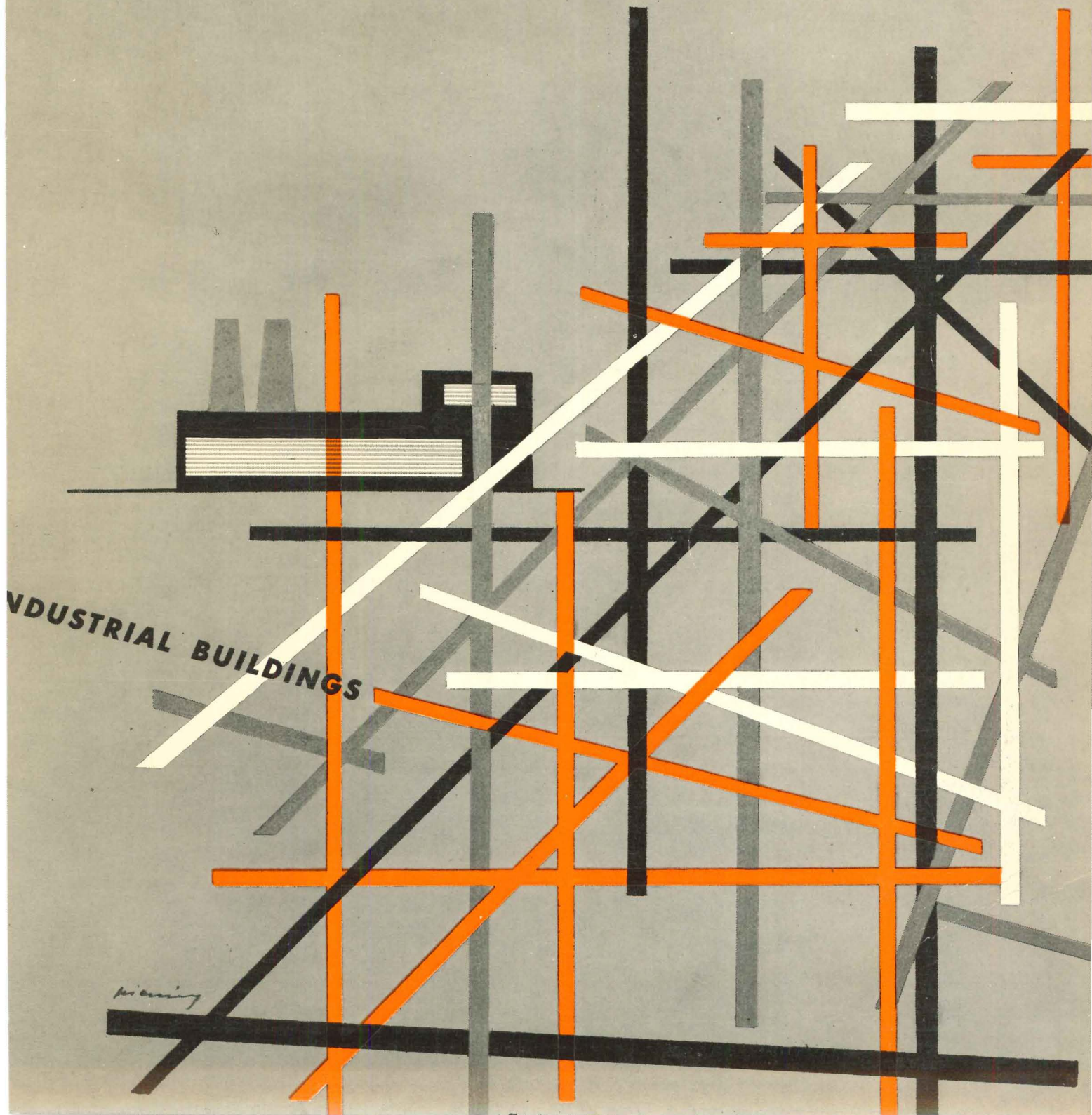


FEBRUARY 1952

ARCHITECTURAL

RECORD




INDUSTRIAL BUILDINGS

W. C. ...

DOWNRIGHT

better performance

Vertical Delivery
THERMOLIER
Unit Heaters . . .

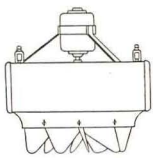


RIGHT DOWN

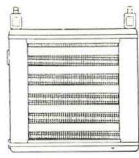
where maximum heat is desired...

in warehouses, plants and other
hard-to-heat buildings

4 MODELS 18 SIZES



Vertical
Delivery



Horizontal
Delivery



Textile
Model



Velocity
Nozzle

A thermostatic trap, the simplest and least expensive of all traps, is practical because of Thermolier's exclusive cooling leg.

Maximum capacity assured, annoying destructive water hammer eliminated — by built-in pitch of tubes and internal cooling leg which assure continuous drainage of condensate.

Damaging strains caused by expansion and contraction eliminated by "U" type expansion tubes.

Safety and durability assured with leak-proof tube-to-header construction.

Five other important construction features. Write for Thermolier Catalog.

HEATING COMFORT AND ECONOMY. Heat is forced down to the working level . . . not banked uselessly at the ceiling level. Thermoliers provide quick heating from a cold start. Desired room temperatures are easily maintained within a close range.

ADAPTABILITY TO EQUIPMENT AND FLOOR LAYOUT. The units and the simple piping are overhead where they do not interfere with arrangement of operating machinery or equipment and do not take up valuable floor or wall space. Units are easily re-located at any time to meet changes in plant layout or heating requirements.

LOW FIRST COST. Thermoliers are so efficient and so compact that their heating capacity is often equivalent to the capacity of cast iron radiation or pipe coils of twice the cost.

GRINNELL

WHENEVER PIPING IS INVOLVED



Grinnell Company Inc., Providence 1, Rhode Island • Sales Offices and Warehouses in Principal Cities

pipe and tube fittings • welding fittings • engineered pipe hangers and supports • Thermolier unit heaters • valves
Grinnell-Saunders diaphragm valves • pipe • prefabricated piping • plumbing and heating specialties • water works supplies
industrial supplies • Grinnell automatic sprinkler fire protection systems • Amco humidification and cooling systems

ARCHITECTURAL RECORD (Vol. 111, No. 2, February, 1952) is published monthly by F. W. Dodge Corp., 10 Ferry Street, Concord, N. H., with editorial and executive offices at 119 W. 40th St., New York 18, N. Y. \$4.50 per year; Foreign, \$6.50.

Entered as second-class matter at the Post Office, Concord, N. H., March 16, 1946, under the Act of March 3, 1879.

ARCHITECTURAL RECORD



Copyright 1952 by F. W. DODGE CORPORATION, with all rights reserved • Publishing Director, Magazine Division, H. Judd Payne • Business Manager, Robert F. Marshall • **EDITORS:** Executive Editor, Joseph B. Mason; Managing Editor, Emerson Goble; Senior Associate Editor, Frank G. Lopez, A.I.A.; Associate Editor, Florence

A. van Wyck; Associate Editor (Engineering), Robert E. Fischer; Western Editor, Elisabeth Kendall Thompson; Assistant Editor, Herbert L. Smith, Jr., A.I.A.; Assistant Editor (News), Jeanne M. Davern; Contributing Editors, Ernest Mickel (Washington), Frederic A. Pawley, John Caulfield Smith, M.R.A.I.C. (Canada); Editorial Assistants, Carl Scarenco, Enid Belding, Elizabeth Davey, Jeanne G. Whitbeck • **DESIGN:** Consultant, M. Peter Piening; Director, Frances Torbert; Drafting, Sigman-Ward • **CONSULTANTS:** Industry Relations Consultant, Thomas S. Holden; Statistical Consultant, Clyde Shute; Field Research Consultant, Clifford Dunnells, Jr.; Public Relations Consultant, Samuel C. Pace.

Architectural Record (combined with American Architect and Architectural) is published monthly by F. W. Dodge Corporation, 10 Ferry St., Concord, N. H., with Editorial and Executive Offices at 119 West 40th Street, New York, N. Y. Western Editorial Office, 2877 Shasta Road, Berkeley 8, Calif. Chairman of the Board, James McV. Breed; Vice-Chairman of the Board, Paul Abbott; President, Thomas S. Holden; Vice-President and Treasurer, Howard Barringer; Secretary, Sanford D. Stockton, Jr.; Vice-Presidents, Irving W. Hadsell, Chauncey L. Williams, H. Judd Payne, T. Oliver Morgan; Assistant Secretaries, George W. Morgan, William C. Breed, Jr.; Assistant Vice-Presidents, Clyde Shute, Clifford G. Dunnells, Jr., Howard M. Thompson, Marc Wayne, Robert F. Marshall; Assistant Treasurers, Walter F. DeSaix, Edwin H. Freed, Irving B. Saffin; Regional Vice-Presidents, Carl S. Bennett, Ralph M. Hairston, Julius T. Little, Richard H. Ray. Member Audit Bureau of Circulation and Associated Business Papers Inc. Architectural Record is indexed in Reader's Guide, Art Index, Industrial Arts Index and Engineering Index. Subscription rates: United States and Possessions, Canada, Cuba, Mexico, Central and South America, and Spain, \$4.50 the year, \$7.50 for two years, \$9 for three years; elsewhere, \$4.50 the year, \$11.50 for two years, \$15 for three years. Single copy \$2. Circulation Manager: Marshall T. Ginn. Every effort will be made to return material submitted for possible publication (if accompanied by stamped, addressed envelope), but the editors and the corporation will not be responsible for loss or damage. Other Dodge Services: Real Estate Record & Builders' Guide, Sweet's Files, Home Owners' Catalogs, Dodge Reports & Dodge Statistical Research Service.

THE RECORD REPORTS	11
News from Washington. By Ernest Mickel	11, 38
News from Canada. By John Caulfield Smith	26
Construction Cost Indexes	40
REQUIRED READING	44
A-E RESEARCH BUILDINGS: LABORATORY, CAFETERIA	105
U. S. Atomic Energy Commission, University of California. Hertzka and Knowles, Architects	
CHURCH IN THE NETHERLANDS	114
Kruiskerk (Cross Church), Amstelveen. Marius Duintjer, Architect	
NEUROLOGY BUILDING, PHILADELPHIA GENERAL HOSPITAL	120
Harbeson, Hough, Livingston and Larson, Architects	
KATHERINE DELMAR BURKE SCHOOL	128
San Francisco, Calif. Donald Beach Kirby, Thomas B. Mulvin, Architects Associated	
HOUSE DESIGNED FOR A MAGAZINE CLIENT	136
Upper Brookville, Long Island, N. Y. John Hancock Callender and Allen & Edwin Kramer, Associated Architects	
SPLIT-LEVEL HOUSE FOR CINCINNATI, OHIO	142
Residence for Mr. and Mrs. J. Ralph Corbett. Carl A. Strauss, Architect	
HOUSE MAKES THE MOST OF STOCK MATERIALS	146
Residence for Miss Veronica McCarthy, Fairport, N. Y. Don Hershey, Architect	
REMODELED OFFICES GIVE LIFT TO OLD TEXTILE AREA	150
Greenwood Mills Building, New York City. Beeston and Stott, Architects; Beeston-Stott-Patterson, Designers	
EXPANDING STORE CREATES DESIGN PROBLEM	156
Carol Antell, New York City. Seymour R. Joseph of Joseph and Vladeck, Architect	
BUILDING TYPES STUDY NO. 183 . . . INDUSTRIAL BUILDINGS	163
INTRODUCTION	164
FLEXIBLE PLANT FOR AUTOMOBILE BODIES	165
The Budd Company, Chase Plant, Gary, Ind. Giffels and Vallet, Inc., L. Rossetti, Architect and Engineers	
WAREHOUSE BUILDING FOR FUTURE MANUFACTURING	170
District Offices for S. C. Johnson & Son, Inc., Los Angeles. Albert C. Martin and Associates, Architects and Engineers	
FACTORY AND SHOWROOM FOR PERFUMES	172
Fabergé Perfumes (Canada) Ltd., Etobicoke, Ont. John B. Parkin Associates, Architects	
LABORATORY FOR MUD ENGINEERING	176
Offices and Laboratories for Baroid Sales Division, National Lead Company, Houston, Texas. Wyatt Hedrick, Architect; the H. K. Ferguson Company, Builder	
PLANT FOR PHARMACEUTICAL PRODUCTS	179
Ciba Pharmaceutical Products, Inc., Summit, N. J. Petroff and Clarkson, Architects; Guy B. Panero, Engineers; John W. Ryan Construction Co., Builders	
TWO VARIATIONS OF PROTOTYPE DESIGN	182
Two Food Products Plants at Clearing Industrial District, Chicago. John S. Cromelin, Architect	
CONSOLIDATED OFFICES AND WAREHOUSE BUILDING	186
American Cyanamid Company Building, Los Angeles. John M. Stahl, Owner; McClellan, MacDonald & Markwith, Architects; M. J. Denn, Designer Associated with Owner; Buttress and McClellan, Contractors	
TILT-UP BUILDING FOR INDUSTRIAL DISTRICT	188
International Airport Industrial District, Los Angeles. S. Charles Lee, Architect; Samuel Hayden, Builder	
ARCHITECTURAL ENGINEERING	
TECHNICAL NEWS AND RESEARCH	
TRENDS IN WARM AIR HEATING — PART 1: HOUSES	191
NATURAL FINISHES FOR EXTERIOR WOOD	196
By F. L. Browne, Chemist, Forest Products Laboratory, Madison, Wis.	
PRODUCTS . . . For Better Building	199
LITERATURE FOR THE OFFICE	200
TIME-SAVER STANDARDS	203
Radiant Heating Systems For Houses, 16-19: Controls. By William J. McGuinness	
INDEX TO ADVERTISING	6

INDEX TO ADVERTISING

abe Adam, Frank Electric Co.	103
a Adams & Westlake Co.	349
Aerofin Corporation	383
Air Devices, Inc.	31
Alan Wood Steel Company	312-350
a Alberene Stone Corporation	298
a Allen, W. D. Manufacturing Co.	381
abe Allied Chemical & Dye Corporation	276
Aloe, A. S. Co.	379
a Alumiline Corporation	367
a Aluminum Company of America	98-99
a American Air Filter Company, Inc.	84-85
ae American Blower Corporation	92
a American Brass Company	79
ab American Hardware Corporation	70-308-309
American Lead Pencil Company	347
a American Olean Tile Company	87
b American Radiator & Standard Sanitary Corp.	290
American Steel & Wire Division	255
ab American Telephone & Telegraph Co.	58
Amplex Corporation	314
a Anemostat Corp. of America	201
Angel Novelty Co.	30
Architectural Record	296-297
abe Armstrong Cork Company	56-231
Arrow-Hart & Hegeman Electric Co.	357
Art Metal Company	254
abe Asbestone Corporation	243
ab Associated Plywood Mills, Inc.	83
ab Atlas Plywood Corporation	277
a Auth Electric Company, Inc.	377
e Babcock & Wilcox Co.	337
ae Barber-Colman Company	353-373
abe Barrett Division, The	276
Bell Electric Company	369
ab Bell & Gossett Company	253
ab Bell Telephone System	58
Benjamin Electric Mfg. Co.	24-25
ae Bethlehem Steel Company	102-281
Bigelow Rugs & Carpets	302
Bituminous Coal Institute	68
Blank, Frederic & Company, Inc.	67
abe Blue Ridge Sales Div.	273
Books	306-371-376-380
a Bradley Washfountain Co.	352
Breidert, G. C. Co.	351
Briggs Manufacturing Co.	216
a Brown Company	379
ab Bruce, E. L. Co.	69
a Bryant Electric Company, The	268
Bulldog Electric Products Co.	237
a Bundy Tubing Company	213
Burnham Corporation	369
ae Burt Manufacturing Co.	348
a Byers, A. M. Company	4
a Cabot, Samuel, Inc.	320
a Cambridge Tile Mfg. Co.	221
a Cannon Electric Company	310
ae Carron Corporation	74-288
Cast Iron Soil Pipe Institute	286
ab Casto Steel Products Corp.	218-219
a Cedar Rapids Block Co.	379
abe Celotex Corporation	321
a Century Lighting Inc.	356
ae Certain-lead Products Corp.	212
a Chase Brass & Copper Co.	285
a Cipro Corporation	354
Columbia University Press	375
Committee on Steel Pipe Research	331
a Concrete Reinforcing Steel Institute	232
Connor, W. B. Engineering Corp.	61
Connors Steel Company	59
Corbin, P. & F. Division	70
a Corning Glass Works	287
a Coyne & Delany Co.	283
b Crane Co.	313
abe Crawford Door Co.	71
Crucible Steel Co. of America	241
a Curtis Companies Service Bureau	265
a Curtis Lighting, Inc.	325
a Curtis Manufacturing Co.	300
a Cutler Mail Chute Co.	363
a Day-Brite Lighting, Inc.	222-223
Dodge, F. W. Corporation	262-263
a Douglas Fir Plywood Association	28-29
ab Dravo Corporation	280
a Duriron Company	358
ae Durisol, Inc.	373
a Dur-O-Wal Products, Inc.	379
a Edison, Thomas A. Inc.	37
Edwards Company, Inc.	315
Electric Storage Battery Company	304
a Ellison Bronze Co.	360
Employment Opportunities	345
a Erie Enameling Company	322
Faber, A. W. Castell Pencil Co.	380
Faber-Eberhard Pencil Co.	324
a Fadders-Quigan Corporation	46-47
ae Federal Cement Tile Company	349
Federal Seaboard Terra Cotta Corp.	361
a Fitzgibbons Boiler Company	206
Flint & Walling Mfg. Co., Inc.	382
a Formica Company	384
ab Fremont Rubber Company	229
ae General Electric Co., Apparatus	57-335
a General Electric Co., Construction Materials	10-359

a General Portland Cement Co.	355
Getly, H. S. & Co., Inc.	104
a Globe Hoist Company	344
Goodall Fabrics, Inc.	82-289
a Goodyear Tire & Rubber Co., Inc.	23
Governair Corporation	318
a Grant Pulley & Hardware Co.	378
abe Great Lakes Steel Corporation	93
ae Grinnell Company, Inc.	2nd Cover
a Guth, Edwin F. Company	245
a Hachmeister, Inc.	326
a Haerfel, W. J. & Company	311
a Hager, C., & Sons Hinge Mfg. Co.	329
Hart & Hegeman Division	357
ab Haskelite Manufacturing Corp.	261
a Haws Drinking Faucet Co.	383
a Herring-Hall-Marvin Safe Company	32
Holophone Company, Inc.	319
ab Homasote Company	41
ae Hope's Windows, Inc.	64
a Horn, A. C. Company	381
a Hough Shade Corporation	36
House & Garden	230
ab Hunter Fan & Ventilating Co., Inc.	238
abe Ilg Electric Ventilating Co.	381
a Imperial Brass Mfg. Co.	16
Infra Insulation, Inc.	15
ab Inland Steel Products Company	204
ab Insulite Division	234-235
a Insulux Glass Block	291
a International Business Machines	295
a International Nickel Company, Inc.	246
International Oil Burner	371
a Jackson & Church Co.	3rd Cover
Jenkins Bros.	307
ae Johns-Manville	60-341
Johnson Service Company	233
ae Josam Manufacturing	351
ae Kalman Floor Company, Inc.	351
abe Kaylo Division	97
Kennard Corporation	362
a Kennecott Copper Corp.	285
a Kentile, Inc.	19
Kent-Moore Organization, Inc.	375
Keystone Steel & Wire Company	264
ae Kinnear Mfg. Co., The	346
a Knapp Bros. Mfg. Co.	208
Koh-I-Noor Pencil Co.	379
Kahler Co.	236-367
ab Kwikset Sales and Service Company	1
a LCN Closers, Inc.	275
LaSalle Products, Inc.	375
ab Lawson, F. H. Co., The	369
Lees, James & Sons Company	256
abe Libbey-Owens-Ford Glass Co.	273-294
a Litecontrol Corporation	282
a Lorio Iron Works	371
ab Louisville Cement Company, Inc.	259
ab Ludman Corporation	49-52
a Ludawici-Celadon Co.	359
ae Macomber, Incorporated	258
ae Mahon, R. C. Co.	45
a Maple Flooring Manufacturers Association	242
a Marble Institute of America, Inc.	383
Markel Electric Products, Inc.	375
Masland Duraluether Co.	327
McKenna, Jay G., Inc.	100
McQuay, Inc.	42-43
a Medart, Fred Products, Inc.	247
a Metal Products Corporation	365
a Michaels Art Bronze Co., Inc.	364
a Miller Company	377
ae Mills Company	317
a Minneapolis-Honeywell Regulator Co.	226-227
ab Minnesota & Ontario Paper Co.	234-235
ab Miracle Adhesives Corp.	366
ae Mississippi Glass Company	278
ae Mitchell Mfg. Co.	353
ae Modine Mfg. Co.	88
ab Mosaic Tile Company	76-77
ab Mueller Brass Co.	75
a Natcor Store Fronts	363
ae National Electric Products Corporation	299
a National Gypsum Company	248
National Lock Company	368
ab National Oak Flooring Mfrs. Assn.	33
abe National Steel Corporation	93
National Tube Division	284
e Nelson Herman Division	84-85
a Neo-Ray Products, Inc.	323
ae Nesbitt, John J., Inc.	303
a New Castle Products	367
ab Nova Sales Co.	41
ab NuTone, Inc.	383
a Otis Elevator Company	220
abe Owens-Corning Fiberglas Corporation	267

MANUFACTURERS' PRE-FILED CATALOG

Symbols "a", "b", and "e" indicate that catalogs of firms so marked are available in Sweet's Files as follows:

a—Sweet's File, Architectural, 1952	
b—Sweet's File for Builders, 1952	
e—Sweet's File, Engineering, 1952	
abe Owens-Illinois Glass Company	97-291
ab Paine Lumber Co., Ltd.	271-377
a Parkway, Inc. (Wood-Mosaic)	342
a Penberthy Injector Co.	377
ab Pittsburgh Plate Glass Co.	90-91-292
ab Pittsburgh Steel Products Company	347
a Portland Cement Association	333
ae Potter Fire-Escape Co.	370
Powers Regulator Co.	6-9
ab Pryne & Company, Inc.	382
RLM Standards Institute	251
a R.C.A. Rubber Company, The	239
Radio Corporation of America	330
ae Raynor Mfg. Co.	363
Ready-Power Co.	361
a Republic Steel Corporation	66-270
Resolute Corporation	38
abe Revere Copper & Brass, Inc.	272
ae Reznor Manufacturing Co.	334
abe Reynolds Metals Company Bldg. Products Div.	62-305
Richmond Radiator Co.	225
a Rixson, Oscar C. Company	250
ae Robertson, H. H. Co.	279
ab Roddis Plywood Corporation	252
ae Rohm & Haas Company	53
a Rotary Lift Company	20-21
a Ruberoid Co., The	80
a Rowe Methods, Inc.	365
Russell & Erwin Division	308-309
ab Russell, F. C. Company, The	210-211
ae Rust-Oleum Corporation	89
a Sarco Company, Inc.	217
a Schlage Lock Company	7
ae Scott Paper Company	365
a Seaporal Metals, Inc.	228
a Security Fire Door Co.	349
ae Servisized Products Corp.	353
Shwyder Bros., Inc.	94
ab Sisalkraft Co.	381
Sjostrom, John E. Co.	347
Skylike Lighting, Inc.	39
ae Sloan Valve Co.	4th Cover
a Smith, H. B. Co., Inc.	244
a Soss Manufacturing Company	336
Square D Company	63
Stainless Steel	2-3
ab Standard Dry Wall Products	301
a Standard Electric Time Co.	373
ae Stark Ceramics, Inc.	27
a Steel & Tube Division	66
a Steelcraft Manufacturing Company	34-35
ab Sterling Hardware Company	357
abe Stran-Steel Division	93
Straus-Nathan-Duparquet, Inc.	345
ab Surface Combustion Corp.	343
Sweet's Catalog Service	262-263
a Symmons Engineering Co.	100
a Tile Council of America	95
Timber Engineering Company	372
a Timber Structures, Inc.	355
a Titus Mfg. Corp.	345
ab Trade-Wind Motor Fans, Inc.	378
abe Trane Company, The	274
a Tremco Mfg. Co.	371
a Trinity Portland Cement Division	355
Truck Mixer Manufacturers Bureau	328
ae Trumbull Electric Mfg. Co.	214-215
ab United States Plywood Corp.	78-338
a United States Quarry Tile Co.	316
ae United States Steel Corp. Subsidiaries	2-3-224-255-284
a Universal Atlas Cement Company	224
a Universal Bleacher Company	361
b Universal-Rundle Corp.	96
a Upco Co.	357
Van-Packer Corporation	374
ae Viking Corporation	269
Vilter Refrigeration & Air Conditioning	355
ae Wakefield, F. W. Brass Co.	86
Wallace, William Company	340
ae Wasco Flashing Co.	101
a Waylite Company	339
ae Webster, Warren & Co.	202
ab Westinghouse Electric Corp., Apparatus	54-55-81
a Westinghouse Electrical Appliance	257
ae Westinghouse Electric Corp.-Elevator Division	249
ae Wheeling Corrugating Company	72-73
a Wiggan's, H. B. Sons Co.	375
a Wilson, Grant Inc.	293
Will-Burl Company	359
Wireworld Company, The	48
Wood Window Program	240
a Worthington Pump & Machinery Corp.	260
ae York Corporation	266
abe Zonolite Company	332
ae Zurn, J. A. Mfg. Co.	65

NEW YORK—H. Judd Payne, Publishing Director; Robert F. Marshall, Business Manager; Tom Tredwell, Advertising Mgr.; Benton B. Orwig, Creative Service Manager; M. A. Murphy, Advertising Production Manager, 119 West 40th Street; BOSTON—Harry M. Horn, Jr., 855 Park Square Bldg.; CHICAGO—C. B. Riemersma, Robert T. Franden, David K. Bortz, 700 Merchandise Mart; CLEVELAND—John C. Jackson, Joseph F. Palmer, John W. Setzer, 321 Hanna Bldg.; DALLAS—Joe Sanders, 2909 Maple Ave.; LOS ANGELES—Bob Weltstein, 672 South Lafayette Park Place; PHILADELPHIA—Tom Tredwell, 1321 Arch St.; PORTLAND—Bob Weltstein, 1220 S.W. Stark St.; SAN FRANCISCO—Bob Weltstein, Howard Bldg., 209 Post St.

THE RECORD REPORTS

LESS BUILDING, MORE CONTROLS; HOME BUILDING IS HIT

Ernest Mickel Reports from Washington on Tight Second Quarter Allotments, Housing Slash, Wilson Summary, Meetings to Watch

SECOND QUARTER ALLOTMENTS of critical materials were expected by government planners to support construction of all types in the second quarter at the rate of about \$6.5 billion, as compared (with price adjustment) with a level of \$7.6 billion in the second quarter of 1951 and \$6.7 billion in second quarter 1950.

Chief Mobilizer Charles Wilson's fourth quarterly report to the President crystallized the recent indications that officialdom had ceased to think of any easing of restrictions before 1953.

Manly Fleischmann, testifying before the Congressional Joint Committee on Defense Production, said the year 1952 "will unquestionably be the most difficult which we face."

DPA Administrator Fleischmann an-



Henry Fowler, now NPA Administrator

nounced that allotment of critical materials to manufacturers for housebuilding in the second quarter would be cut to 60 per cent of the 1951 level.

A few weeks later, government housing officials were saying that 800,000 units can be started in 1952 "if strict conservation of scarce metals is practiced." A limitation on the size of houses was being studied, but no ceiling on starts.

CMP Regulation 6 probably will be amended this month. The National Production Authority alerted its Construction Industry Advisory Committee for an early February meeting at which proposed changes are expected to be

presented. NPA said all construction regulations will be redrafted into "one package." No drastic changes were expected.

Two possible changes of special interest to architects: (1) allotments on a project rather than a quarterly basis; (2) permits without allotments — to make planning feasible with assurance materials would be forthcoming later.

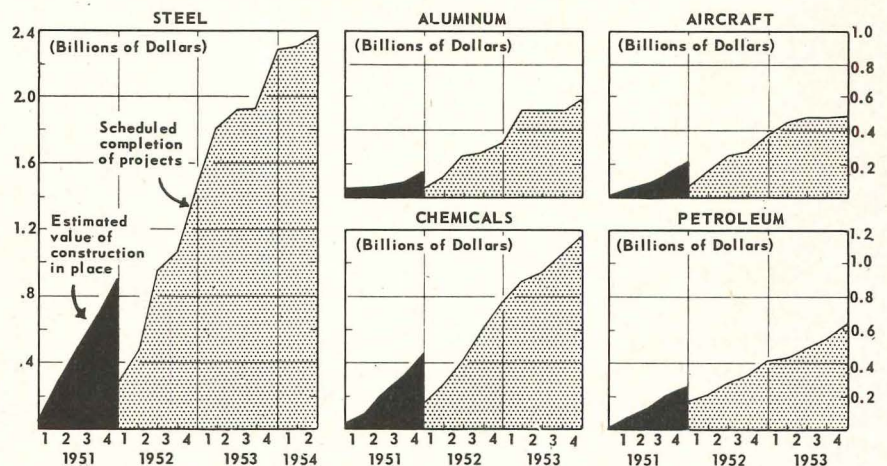
Another meeting on controls — this one sponsored by the United States Chamber of Commerce — is scheduled for February 12 in Washington. Every segment of the building field will be represented.

HOME BUILDERS PROTEST: 650,000 STARTS TOO FEW

HOME BUILDERS, who were represented at a meeting of NPA's Construction

(Continued on page 14)

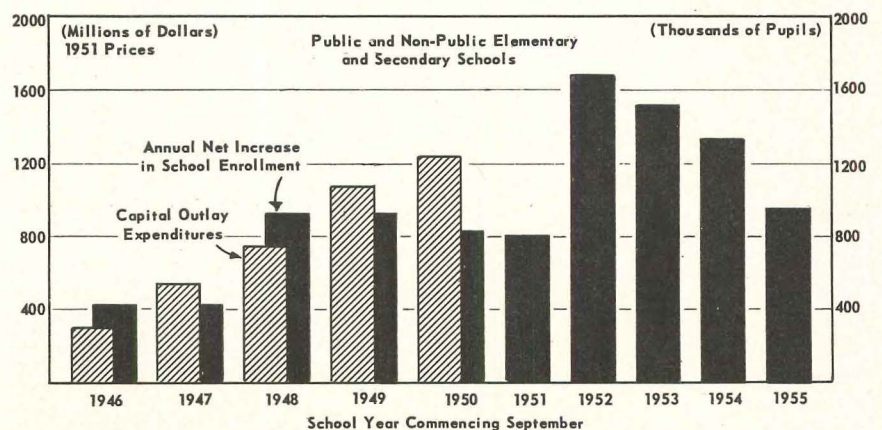
Construction of new industrial capacity over 40% toward completion; two-thirds of plants will be finished in 1952*



*Projects aided under defense mobilization program

These charts are from Wilson's fourth quarterly report. The school chart is a graphic illustration of why second quarter allotments were upped to provide for 500 new elementary and secondary school starts and continue 2400 projects under way

School construction needs reach peak as 1.7 million will be added to enrollment in September



Note: For each additional pupil enrolled, approximately \$1000 must be spent for new school construction.

GROPIUS IN RETROSPECT: EXHIBIT OPENS IN BOSTON





Photo: John Brook

Fagus Shoe Last Factory (1910-11)




BOSTON'S INSTITUTE OF CONTEMPORARY Art last month opened its retrospective exhibition of the works of Walter Gropius, "designer, builder, philosopher and teacher" — and more specifically, founder of the Bauhaus, chairman of the Department of Architecture of Harvard's Graduate School of Design and one member of the team in The Architects' Collaborative.


The exhibition had a special setting created by Designer Gyorgy Kepes, professor of visual education at the Massachusetts Institute of Technology, who also installed it. Professor Kepes masked the Institute galleries with a new wall, by means of which he "distorted the axis of one gallery in order to create a tension between that gallery and the next." Material, including plans, drawings, photographs and models, was presented chronologically against this backdrop.

The text accompanying the presentations, taken mostly from Gropius' own writings and speeches, should waken the echoes of many an old discussion and provide fuel for some of the current ones.

The exhibit, which presents 37 examples of Gropius' projects and works over a 40-year period, has a coast-to-coast itinerary ahead — a showing at M.I.T. when the Institute showing closes February 9; then Philadelphia, Colorado Springs, San Francisco, Cleveland, Chicago and other American cities.




Office Building, Cologne "Werkbund" (1913-14)





Bauhaus, Dessau (1925-26)

Chicago Tribune Competition (1922)

Photo: Courtesy of the Museum of Modern Art, New York




Siemensstadt Housing Development, Berlin (1929)



Low Cost Modular Furniture (1929)

Harvard University Graduate Center (1949)—with The Architects' Collaborative



HOME BUILDERS (Cont. from page 11)

Industry Advisory Committee the day the DPA announcement was made, were quick to protest. They told the authorities the new rate would provide far too few homes to keep up with demand.

The further cut was necessary, according to Mr. Fleischmann, "to conserve materials directly used in such construction as well as materials necessary for building materials and building products, including utilities."

His statement to Congress pointed out that the requirements for residential construction go far beyond those necessary for construction only, extending

to refrigerators, stoves, water heaters, washing machines and other products.

NPA and HHFA Divide the Job

Meanwhile, jurisdictional lines had been pretty well drawn at administrative levels. NPA Chief Fowler (formerly Mr. Fleischmann's deputy) indicated, clearly enough, that his agency would concern itself primarily with the Controlled Materials Plan operation, leaving to the Housing and Home Finance Agency setting of any unit ceilings.

HHFA will also have the responsibility, a continuing one, of spreading the allotted materials as far as possible among the various types of housing.

OUTLINE PROSPECTS ON OTHER BUILDING TYPES

ARCHITECTS had an even keener interest in the effects of second-quarter decisions on the heavier types of construction. A resume given Congress by Fleischmann included the following points:

Schools — In the case of elementary school construction, the allotments are considered sufficient to support all school projects under way (about 2400) and to begin construction of about 500 new buildings. For higher education, materials are granted to projects under way (241) and to start 19 urgently needed projects, like medical schools and research laboratories.

Hospitals — Materials allotted will support continuance of projects under way, plus some new critically needed projects.

Industrial expansion — Expanding military requirements forced curtailment of allotments here; few new starts are possible in the second quarter.

Commercial building — Virtually nothing but defense-related construction can go forward in this field.

Fleischmann Keynote: Balance

One brief sentence in the Fleischmann statement to Congress keyed the tight materials situation. It was this: Balance in the economy necessitates a slowing down of construction.

The DPA chief noted that following Congressional authorization of the \$6 billion military construction program, military authorities quite naturally rushed in to get the job done at the earliest possible moment. But they soon discovered that such speed was useless, since the materials budget would not lend itself to a quick consummation of the work authorized. Thus, much of the construction originally planned with an eye to speedy accomplishment is being phased out with later completion dates.

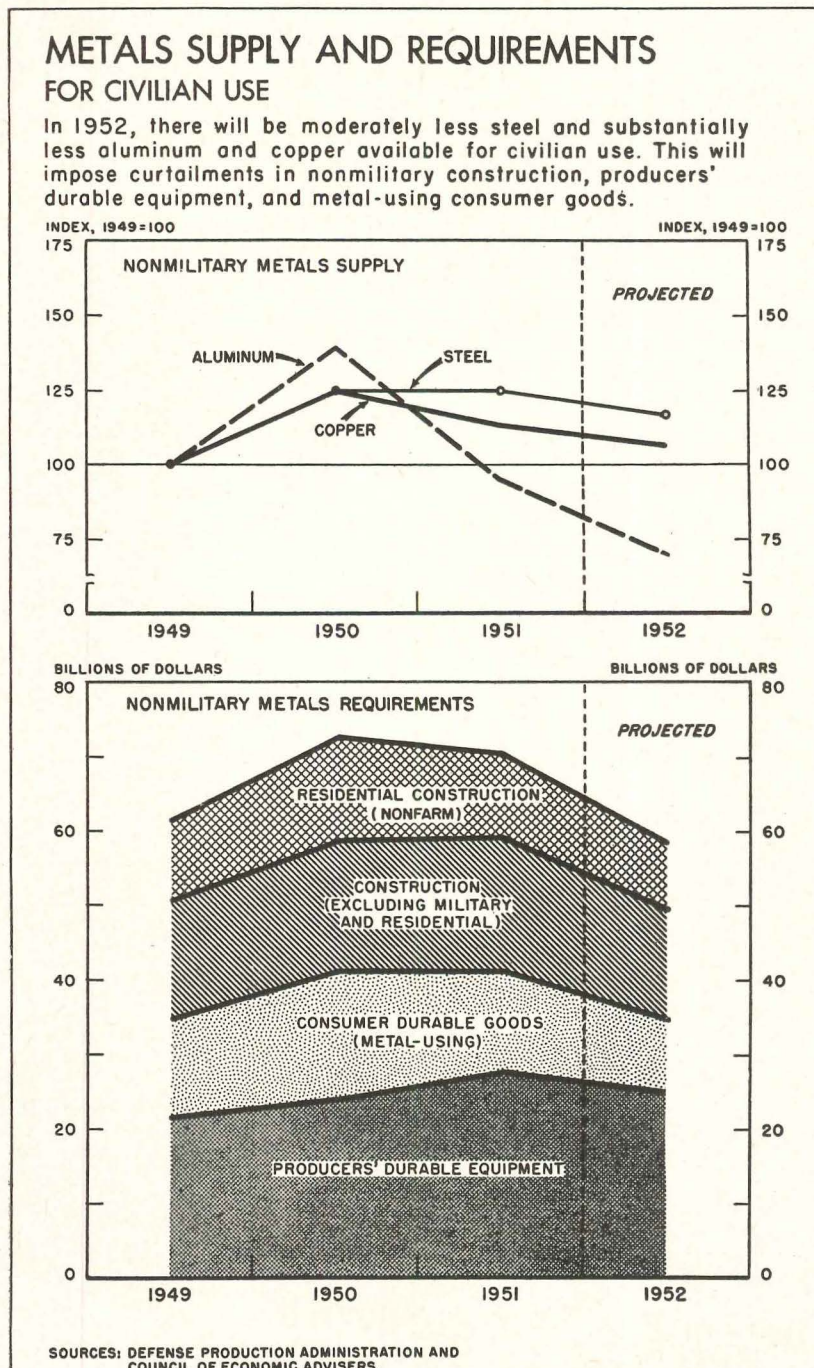
In fact, the same process has occurred with the industrial expansion program.

WILSON REPORT SUMS UP: NO RELIEF BEFORE 1953

THE BATTLE FOR PRODUCTION," fourth quarterly report to the President of Chief Mobilizer Charles Wilson, made it clear that the "pinch" on construction from scarcity of vital materials will continue into 1953.

Requirements of the military and atomic energy programs can be expected

(Continued on page 378)



How to

INSULATE MASONRY WALLS

CREATE 1" WALL SPACE

GET 2" to 3" DRY INSULATION VALUE

At 12¢* a Square Foot

Convert to active use—for playrooms, storage, laundries, workshops, even living-quarters—basements and other areas which have walls of brick, stone, cinder or cement blocks, or poured concrete.

Create comfortable *insulated* areas in factories, warehouses, piers, terminals, garages, etc.

This requires solving the twin problems of insulating against DAMPNESS and HEAT LOSS.

The solution: Install TWO or THREE aluminum sheets, spaced to create FOUR reflective air spaces. They are vapor-proof with ZERO permeability; non-condensation-forming; and waterproof.

The air spaces practically eliminate heat flow by CONDUCTION. The aluminum surfaces throw back 95% to 97% of heat RADIATION, and block heat flow by CONVECTION.

Pre-fabricated with tough, accordion aluminum sheets, and ONLY ONE-HALF INCH DEEP, this is commercially known as Type 4 Jr. Infra insulation.

INSTALLATION TECHNIQUE

On 16" centers, attach 1" furring strips to walls. Tack flange of Type 4 Jr. to FACE of furring with staples, flat surface facing room. Nail rough lattice strips over flanges. This prevents contact with wall and creates additional air space. Finally attach wall-board or lath for plaster.

*Cost of furring, lattice strips and Infra installed, 12¢ sq. ft.

TYPE 4 Jr. THERMAL FACTORS, IN 1" SPACE

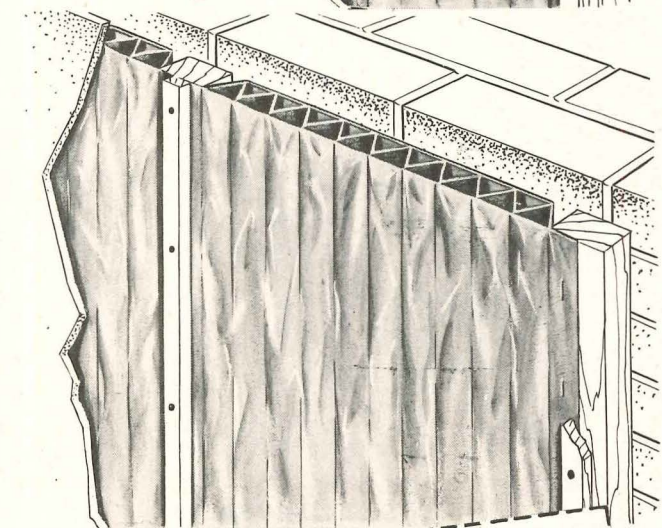
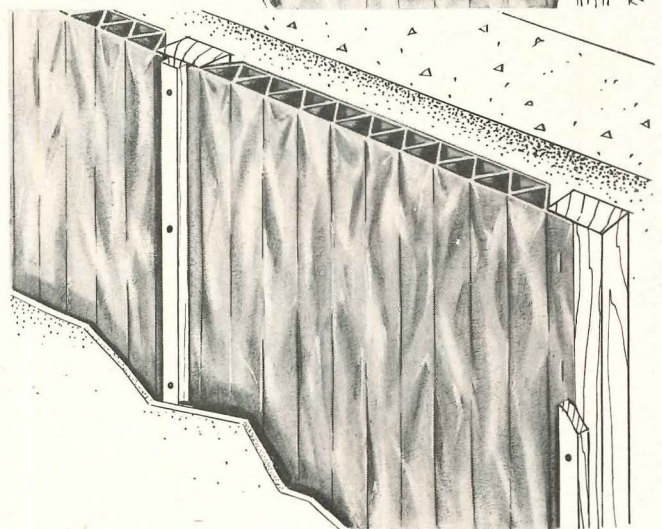
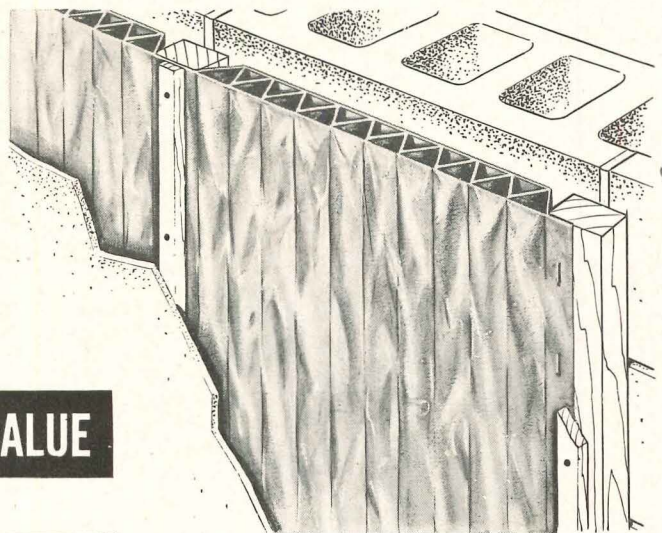
Wall-Heat C.150, R 6.66 = $2\frac{3}{4}$ " dry rockwool

Down-Heat C.097, R 10.30 = $4\frac{1}{3}$ " dry rockwool

Up-Heat C.194, R 5.15 = $2\frac{1}{3}$ " dry rockwool

INFRA INSULATION, INC.

525 Broadway, New York, N. Y. — WORTH 4-2241



Write for
technique of
installing
Infra Type 4 Jr.
under floors.

INFRA INSULATION, INC.
525 B'way, New York, N. Y. Dept. R-2
Please send Techniques for Installing Infra
Type 4 Jr.

Name _____

Firm _____



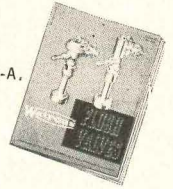
Address _____

Send prices of Infra Insulations

Send Sample

Fine Flush Valves for Fine Buildings

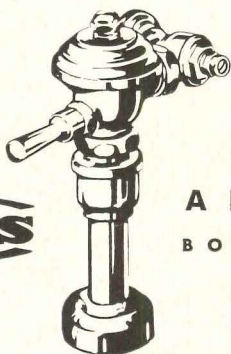
For complete information on Watrous Flush Valves write for Catalog No. 449-A.



Among Watrous Fine Features

Self-Cleansing By-Pass . . .

It's the by-pass that governs the length of flush. Watrous design includes a special mechanical device which results in cleansing of by-pass during each flush — a safeguard against prolonged flushing due to dirt or sediment in water.



GENERAL ELECTRIC TURBINE PLANT

Schenectady, N. Y., one of the
many fine buildings in which Watrous
Flush Valves are installed.

STONE & WEBSTER
Architect & Mechanical Engineer

A. J. ECKERT CO.
Plumbing Contractor

Watrous

ADJUSTABLE FLUSH VALVES
BOTH DIAPHRAGM AND PISTON TYPES

THE IMPERIAL BRASS MANUFACTURING COMPANY
1240 W. Harrison Street, Chicago 7, Illinois

SURVEY REVEALS VARIETY IN ARCHITECTS' PRACTICE

Dodge Statistics Provide Data for Study of Design Activity

ARCHITECTURAL RECORD has recently completed a study which throws more light on a subject of great natural interest to architects — the practice of architecture.

The conclusions are not surprising, but they have fresh authority because they are based on actual statistics on 12 months of practice by 490 architectural firms — 10 from each of the 48 states and the District of Columbia — chosen, to provide a fair sampling, on an arbitrary alphabetical basis, from the Construction Activity Record file of F. W. Dodge Corporation. All selections were made among firms whose projects totaled \$100,000 or more during the period of the survey, the year ending August 31, 1951.

More architects (300 of the 490, or 61.2%) design *both* houses and other types of buildings than design either *houses only* (43 of 490, or 8.8%) or *non-residential and other heavy building only* (147 of 490, or 30%).

The "Average" Firm

The hypothetical "average" firm on the basis of the RECORD survey designed 28 buildings during the 12-month period, and had a dollar volume of \$1,781,000. The same hypothetical firm designed three different types of buildings; and the study notes that the average practice would appear even more varied over a longer period.

What They Designed

The 490 architects designed 11,563 houses with a total dollar volume of \$143,299,000 and a mythical "average" cost of \$12,393.

Their total dollar volume of \$872,813,000 also included 794 schools (\$186,553,000) designed by 326 of them; 306 stores (\$43,869,000) designed by 132 of them; 289 religious buildings (\$32,186,000) designed by 129 of them; and 264 "miscellaneous nonresidential buildings" (\$162,505,000) designed by 264 of them. The latter group includes railroad, bus, air terminal buildings; aircraft hangars; greenhouses; refreshment and road stands; animal hospitals, havens, pounds; private garages; boat houses; boiler houses when built as separate projects.

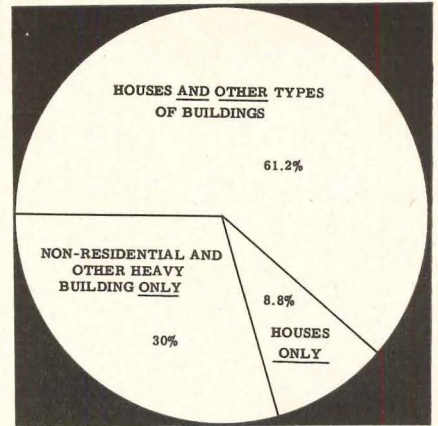
Other building types included in their practices: 167 offices (\$36,515,000) — 112 architects; 135 manufacturing build-

ings (\$69,737,000) — 79 architects; 104 hospitals (\$74,291,000) — 58 architects; 74 public buildings (\$21,131,000) — 53 architects; 67 warehouses (\$33,760,000) — 45 architects; 48 hotels or dormitories (\$31,987,000) — 31 architects; 33 recreational buildings (\$9,838,000) — 22 architects; 31 garages (\$6,106,000) — 20 architects; 21 apartments (\$10,278,000) — 15 architects; and 19 service stations (\$317,000) — 12 architects.

What Non-Specializers Design


The table below is an analysis of work done by firms which did not specialize. X is used to denote non-specializing architects.

Kind of Project	Non-Specialists X	% of X to Total (490)	No. Projects X Designed	\$ Volume of Projects	% Done by X of Total \$ Volume*
Houses	300	61.2	6938	\$112,780,000	79
Schools	293	59.3	717	167,533,000	90
Stores	131	26.7	304	43,211,000	98.5
Religious Buildings	125	25.5	271	30,382,000	94.4
Misc. Non-Residential	111	22.6	255	134,475,000	83
Offices	109	22.2	163	27,970,000	77
Mfg. Bldgs.	74	15.1	127	159,112,000	85
Hospitals	56	11.4	101	73,771,000	99.3
Public Bldgs.	52	10.6	73	21,011,000	99.4
Warehouses	44	9.0	66	33,558,000	99.4
Hotels-Dormitories	29	5.9	46	21,334,000	67
Recreational Bldgs.	21	4.3	31	8,888,000	90
Garages	19	3.9	30	5,956,000	98
Public Works-Utilities	17	3.5	26	9,166,000	88
Apartments	13	2.7	17	9,098,000	89
Service Stations	12	2.5	19	317,000	100
			9184	\$758,562,000	87.0%




Percentage of architectural firms designing various types of buildings

*\$872,813,000 total activity of 490 firms studied

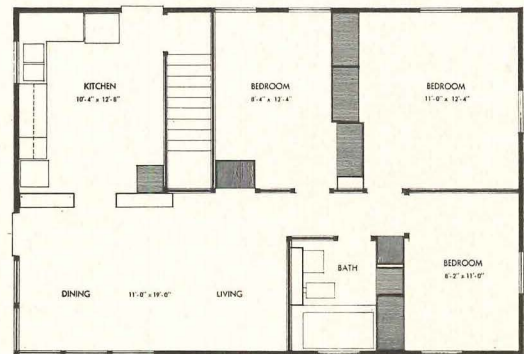
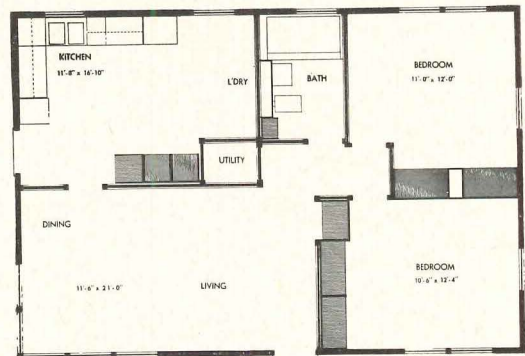


—Drawn for the RECORD by Alan Dunn

RESIDENTIAL SPACE USE TESTED IN EXPANDABLE HOUSE AT ILLINOIS



Test house for space research project of Small Homes Council, University of Illinois, is now (above) 24 ft by 36 ft, can be made larger (up to 32 by 48) or smaller by merely changing position of outside walls and adding floor panels. Roof, with ceiling attached, is supported by 10 columns, has plywood box girder for ridge



Photos: Public Information Office, University of Illinois



Two families living in house for successive six-month periods will test "liveability" of different arrangements (two variations are shown above). Interior partitions of laminated fibreboard, 1½ in. thick, 4 by 8 ft sheets, have tongue and groove joints on both sides; some are formed by movable closet units 4 ft by 2 ft. For moving, kitchen and bathroom have flexible tubing and piping in plumbing connections; bathtub is on rollers, other fixtures on movable wall panels. Designer: Prof. Rudard A. Jones, in consultation with Prof. James T. Lendrum and Prof. William H. Kapple

ARCHITECTS LEAD SEARCH FOR COPPER SUBSTITUTES

THE AMERICAN INSTITUTE OF ARCHITECTS is well on the way toward publication of a series of technical reference guides on the use of aluminum as a substitute for copper.

The first of the series, planned for the Institute's *March Bulletin*, will deal with substitutions in the electrical field. Tentative plans call for succeeding pieces on weather protection construction (flashing, gutter, etc.), building hardware, plumbers' brass, and other subjects.

The A.I.A. has been in touch with the principal aluminum producers, compiling their literature on aluminum uses in

fields traditionally reserved for copper.

While the Institute takes the initiative in promoting this drive from the organizational standpoint, other segments of the industry are involved. The Institute is consulting with the National Electrical Contractors Association, for example.

Specifications Come First



As the A.I.A. approaches this transition in metal uses, it conceives the first-line struggle to be in the minds of the men who write the specifications. Then, step by step, and through a process of education, the resistance to adapting aluminum where copper served before must be removed from the minds of builders and finally the artisans who make the installations.

Government Supports Project

The federal government is supporting the A.I.A. plans. They were developed to their present detail following a meeting with Ralph Trigg of Defense Production Administration, and have DPA's blessing. Furthermore, the Office of Defense Mobilization is encouraging a shift from copper to aluminum.

Long-Range Planning

It is recognized in all quarters that there will be no plentiful supply of aluminum this year. It's going to be sometime in 1953 — perhaps beyond that — but the aluminum supply in adequate amount is coming: it is sure; but copper will remain short for years.



Kencork Walls combined with Kencork Floors provide an air of quiet distinction. The initial cost is not high and the years of long wear and minimum maintenance provide real economies.

Consider the Kentile Flooring Contractor as part of your staff

THE FLOOR or wall that is ideal for one installation may be short-lived or uneconomical in another. And, with the countless materials available today, it's a full-time job to keep abreast of just the recent develop-

ments. That's why busy specifiers count on their Kentile Flooring Contractor for accurate and up-to-date information... his extensive training and wide practical experience is as near as your phone.

KENTILE • SPECIAL (Greaseproof) KENTILE • KENTILE RUBBER TILE • KENCORK



KENTILE INC.

KENTILE, INC., 58 Second Avenue, Brooklyn 15, New York • 350 Fifth Avenue, New York 1, N. Y. • 705 Architects Building, 17th and Sansom Streets, Philadelphia 3, Pennsylvania • 1211 NBC Building, Cleveland 14, Ohio • 225 Moore Street, S.E., Atlanta 2, Georgia • 2020 Walnut Street, Kansas City 8, Missouri • 1440 11th Street, Denver 4, Colorado • 4532 South Kolin Avenue, Chicago 32, Illinois • 1113 Vine Street, Houston 1, Texas • 4501 Santa Fe Avenue, Los Angeles 58, California • 95 Market St., Oakland 4, Calif. • 452 Statler Building, Boston 16, Mass.


METHODIST HOSPITAL NURSES' HOME

Dallas, Texas

Architect: George H. Dahl

Contractors: Inwood Construction Co.

Rotary Oildraulic Elevator (Passenger)
installed by Hunter-Hayes Co.




Rotary Oildraulic


the modern elevator

◀ **FREIGHT**—Oildraulic operation makes it practical and economical to design Rotary Elevators to carry loads up to 80,000 lbs. Power is applied directly to the load; there is no lost motion. The car will not move downward as heavy loads are rolled in, because the elevator is supported on a solid column of oil. Rotary Elevator cars have extra-rugged construction essential for rough, tough freight service and power truck loading.

PASSENGER—The velvet-smooth fluid operation of the Oildraulic system is ideal for passenger elevator service. Gentle starts, cushioned stops and accurate landings please users. Rotary Passenger Elevators are furnished with any desired type of cabs, doors and controls.



Doors left open for photograph to show platform and jack.




ALCOA RESEARCH LABORATORY

East St. Louis, Ill.

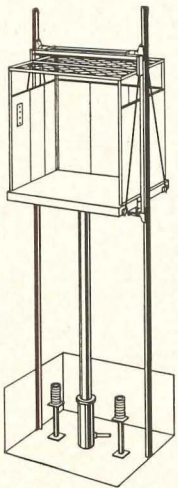
Architect: Company Architect.

Contractors: Fruin-Colnon Contracting Co.

Rotary Oildraulic Elevator (Passenger-Freight)
installed by General Elevator Engineering Co.



for modern 2, 3 and 4-story buildings



Smooth, dependable elevator service at minimum cost

A tremendous advantage of the Rotary Oildraulic Elevator is that the car and its load are supported by the hydraulic system—not by the building structure. This permits a substantial lightening of the shaftway structure. There's no need for heavy, load-bearing sidewalls, supporting columns and footings ordinarily required to carry the overhead machinery, the car, and the load.

A penthouse can also be dispensed with and, in many cases, a special machine room is unnecessary. Rotary's compact power unit can be located on any landing, on any side of the hatchway—anywhere within 50 feet of the elevator.

Rota-Flow power system gives smooth, quiet, low-cost service

A revolutionary oil hydraulic power system moves Rotary Oildraulic Elevators on a smooth, continuous column of oil. Combined with the efficient Rota-Flow power unit to give perfect operation is the Oildraulic Controller, a remarkable device that handles the func-

tions of seven separate control valves . . . simplifies adjustments and maintenance.

Smooth starts and stops are a feature of Rotary Elevators. Oildraulic automatic floor leveling positions the car to each landing with exactness . . . $\frac{1}{4}$ " accuracy guaranteed!

Write for complete data

Over 55,000 Rotary elevators and lifts are serving leading companies and institutions from coast to coast. Write us for catalog and complete architectural data. Our Engineering Department and nation-wide field organization will be glad to work with you on preliminary layouts and specifications.

ROTARY LIFT COMPANY • 1102 KENTUCKY • MEMPHIS 2, TENNESSEE

Rotary

OILDRAULIC ELEVATORS

Engineered and built by Rotary, the world's oldest and largest maker of oil hydraulic elevators.

SEE OUR CATALOG IN SWEET'S FILES

M.I.T. CONFERENCE SHOWS NEED FOR LONG-TERM HOUSING RESEARCH



Foster Gunnison, prefabrication advocate, analyzes housing proposals of students in the Bemis Foundation housing conference at Massachusetts Institute of Technology January 14. Other jurors (left to right): John W. Galbreath, Columbus, Ohio, realtor and developer of Fairless Hills, Pa., community; Howard T. Fisher, Chicago architect and building research consultant; Edward P. Brooks, dean of M.I.T.'s School of Industrial Management (moderator); Fritz Burns, California builder of large housing developments; and Alfred Levitt of Levitt & Sons, builders of Levittown, Long Island, and Levittown, Pa.

ALTHOUGH INDUSTRIALIZING OF HOUSING was the basic subject of M.I.T.'s January conference at Cambridge, a lively exchange of ideas led the discussion all the way from Buckminster Fuller's geodesic dome to the life history of Alfred Levitt.

M.I.T.'s School of Architecture and the Albert Farwell Bemis Foundation were joint sponsors of the one-day session. Dean Pietro Belluschi, in his introductory remarks, pointed out the importance of a "continuing endeavor to stimulate and encourage the study of industrializing production of housing."

What made the meeting lively was

the panel of outspoken builders and prefabricators who acted as judges and critics of four community projects developed by M.I.T. graduate students.

Following the appraisal of the student projects, the judges themselves spoke and were then subjected to sharp questioning and comment from the floor.

Dean Brooks of M.I.T.'s School of Industrial Management was moderator.

The panel members — who judged and were judged — were William Levitt, Long Island builder; Fritz Burns, Los Angeles builder; Foster Gunnison, prefabricator; John W. Galbreath, realtor; and Howard Fisher, architect.

Buckminster Fuller's geodesic dome, shelter design form used by a team of M.I.T. students in planning a theoretical house development on a 275-acre Massachusetts site. The plans were presented for panel discussion at the Jan. 14 housing conference



Basis of all the discussion was a 275-acre site in Wayland, Mass., which each of the four teams of students had developed as a project from land purchase to final sale of houses. Each project employed a different type of house: a Gunnison prefab, the Acorn packaged house; a site-fabricated panel unit — and Fuller's geodesic dome structure.

The students indicated they had had considerable difficulty attempting to fit standardized units to the rolling terrain of the site.

Detailed criticism of the projects soon led to a broad discussion of mass housing methods objectives and most important — research.

Among the students, keenest interest was shown in Fuller's geodesic dome and 1970X prototype. Fuller's house was described by graduate student John Rauma as an approach to better living "like the design for the first airplane."

Sharp differences of opinion were shown in the comments on design, planning techniques, building costs.

Director Burnham Kelly of Bemis Foundation summed up by saying "we need some way to get more of our people into these building organizations — to bring about greater exchange of information between them and the schools. *Management* is the key to the mass building operation problem."

What They Said

Some of the remarks and comments:

Levitt — "The shell is really unimportant. More than one half of our man hours are in ground work. You can't prefabricate streets, earth-moving — or a community."

Galbreath — "Too much land is a burden — people don't want such big lots."

Gunnison — "Distribution is the major problem. Anyone can make a house — the problem is to sell it."

Fuller — "It's not what people *think* they want but what we *know* they need."

Koch — "Would integration of housing be aided by having municipalities do planning and developing of land?"

Fisher — "We should not accept FHA regulations or codes without questioning. Students must know about them — then try to change them."

Burns — "There is a constant improvement in design and land planning — people are becoming more house conscious."

Belluschi — "Cannot builders develop more research — perhaps try one project that might *lose* money."

First time in Flooring history!

NEW GOODYEAR VINYL TILE PRE-POLISHED— NEVER NEEDS WAXING!

"You never have to wax this lifetime-lustre flooring!" That's real news to your customers! That's the kind of flooring they've always wanted! Now, for the first time, this is what you can tell 'em, sell 'em!

Developed by Goodyear Research

VINYL TILE is burnished, in an exclusive Goodyear process, at the factory. Its 24 beautiful, gleaming colors have the appearance of hand-rubbed finishes, adding instant eye-appeal, sales-appeal. When you tell your customers that this is a *lifetime* lustre—that Goodyear Vinyltile retains its built-in sparkle year after year *without waxing*—you've made the sale!

"World's Most Beautiful Flooring"

Twelve fresh, warm, appealing solid colors and twelve marbled patterns that are the decorator's delight. Blend beautifully with any decor, in any room. Easy to install, ideal for use on counter

tops and on walls. Resist sun, soaps, time and wear. For beauty and durability, nothing can compare with Goodyear Vinyltile.

Nationally, Powerfully Advertised!

Biggest advertising campaign in Goodyear flooring history will bring the great "Never Needs Waxing" news to millions of homemakers. Full-page advertisements in glorious full color in the nation's top home-improvement magazines with multimillion sales prospects will bring customers looking for this most remarkable of floorings, asking for it. Don't miss out on this new opportunity for new profits.

Stock Up Now!

Goodyear Vinyltile is available in a residential gauge and two commercial gauges—and also in sheet form. For full information about this "Never Needs Waxing" flooring, write direct to Goodyear, Flooring Dept., Akron 16, Ohio.

Also available in roll form for flooring, wall covering and counter topping.

P.S. And the Finest Line of Rubber Flooring is Made By Goodyear—"The Greatest Name in Rubber."

Vinyltile by
GOODYEAR

We think you'll like "THE GREATEST STORY EVER TOLD"—Every Sunday—ABC Network



BENJAMIN
TRADE MARK

"Magna-Flo"

so complete, you can always obtain

Task Matched Lighting Installations

To get all the extra lighting efficiency of the three new T12 Slimline Lamps, you need units that are **MATCHED TO THE TASK**—not substitute sizes and types, or a compromise on a "second choice." You get **MATCHED TO THE TASK** Units when you specify Benjamin "Magna-Flo" Fluorescent Lighting Units!

Like all Benjamin Lighting Systems, the "Magna-Flo" Line is complete! It is *so complete* because, basically, just three channel sizes and four types of reflectors form the backbone of an almost unlimited system to match any industrial lighting task!

High bays or low ceilings, moist or dirty locations, assembly lines or drafting tables, continuous-line lighting or individual units, lighting for inspection or mass production—whatever the seeing conditions and requirements of the task, you can get a "Magna-Flo" System that is **MATCHED TO THE TASK** because it is *so complete!* Further, in "Magna-Flo" Systems you get the most important features for sustained lighting performance and simplified maintenance, including exclusive Benjamin "Springlox" Lampholders for "easy-in, easy-out" lamp maintenance.

Write for Bulletin AD-5705 for complete specification data on Benjamin "Magna-Flo."
Benjamin Electric Mfg.
Co., Des Plaines, Ill.



Dept. Q-1


HUNDREDS OF COMBINATIONS TO EXACTLY MATCH THE LIGHTING TASK

from these basic CHANNELS and REFLECTORS with T12 Slimline Lamps

Here's Why "MAGNA-FLO" is so Complete

- 2 LAMP HOLDERS
- 2 TYPES OF UNITS
- 4 ACCESSORIES
- 6 TYPES OF SUSPENSION





Critic Lewis Mumford, who was unable to be in Chicago for the A.I.A. convention last May, finally was presented with his certificate of honorary membership in the American Institute of Architects at a meeting of the New York Chapter last month. No fair expecting him to blunt any arrows because he's "inside," he indicated!

FLW PLANS BLOCK HOUSE: ANY MAN CAN BUILD IT

THE MAN IN THE STREET, already an object of universal solicitude in this election year, has one promise from Frank Lloyd Wright.

New concrete blocks and rods designed by Mr. Wright will enable him within a year to build for \$6000 a Usonian house that would otherwise have cost \$12,000.

The "Usonian automatic" system was used on the Arizona Biltmore Hotel, but has since been restudied and simplified to make it "foolproof" for amateurs. Mr. Wright notes that the system will permit an individual builder-owner to lavish on his house the "appreciative understanding which hasn't entered into architecture; nobody has loved it enough to make it a thing of beauty."

The blocks and rods will be stocked all over the country, eventually, just like lumber; but forms will also be available for rental "at about \$45" so the individual builder can make his own blocks if he wishes.

Pilot models of the houses will be built, probably this summer, in Phoenix, San Francisco and Milwaukee.

Mr. Wright announced the plans for the new venture last month in San Francisco at the supervisory office which he recently opened in that city with Aaron Green in charge.

NEWS FROM CANADA by John Caulfield Smith

Construction Level in 1952 Expected to Reach '51 Mark

CONSTRUCTION IN CANADA in 1952 is expected to reach the record level established in 1951. Declines in contracts awarded for some types of projects will be offset by gains for others.


Prospects are bright in engineering, even if the St. Lawrence Seaway doesn't get a green light. Industrial building, sparked by increased spending on defense construction, will continue to boom. Institutional volume should remain unchanged, with all but the most essential non-defense public works de-

ferred. Possibility of a dip in commercial building, highway construction and housing is very evident. Supplies, with the exception of steel and steel products, should not be too great a problem, nor should labor. Efforts will be made to hold the firm price line, but costs will undoubtedly rise.

Major Record Seen for 1951

Final figures are not available at the time of writing, but there is reason to believe that 1951 contract awards will exceed those of 1950 — previously the


(Continued on page 30)



Photos above and below by Belair

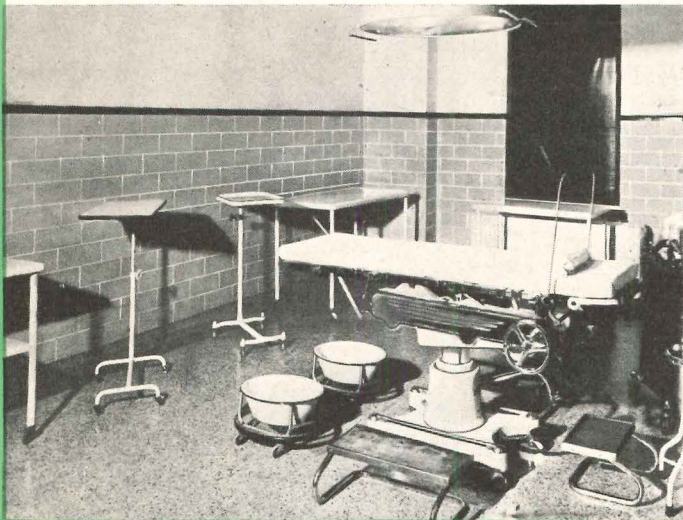
Kitchener, Ont., Memorial Auditorium has facilities for every kind of public entertainment from musical comedies to ice hockey. Exteriors are limestone for the front and brick and concrete block for sides and rear. Main roof is supported by 110-ft lateral trusses carried on 220-ft longitudinal trusses, the longest steel trusses ever erected in one piece in Canada. Architects were Jenkins and Wright





Wonderful treatment for hospital interiors

STARK GLAZED FACING TILE



When you design and build hospital interiors with Stark Glazed Facing Tile you do more than merely build a wall.

YOU SAVE ON CONSTRUCTION COSTS.

YOU BUILD THE WALL AND FINISH AT ONE TIME.

YOU ASSURE LOW COST MAINTENANCE AND REPAIR.

YOU PROMOTE HIGH STANDARDS OF SANITATION.

YOU PROVIDE "COLOR-ENGINEERED" ENVIRONMENT FOR BOTH PATIENTS AND STAFF.

YOU HELP GET THE HOSPITAL INTO OPERATION SOONER. LOAD BEARING WALLS OF STARK GLAZED FACING TILE HELP AVOID SHORTAGES OF HARD-TO-GET STRUCTURAL STEEL. AND STARK GLAZED FACING TILE IS AVAILABLE.



STARK CERAMICS, INC.


(formerly The Stark Brick Co.)

Canton 1, Ohio

14305 Livernois Avenue Detroit 4, Michigan

15 East 26th Street New York 10, N.Y.

NEW BROCHURE OF HELPFUL DATA. Our new brochure on Modular Masonry gives more information. Just write us on your own letterhead. Please address your request to Dept. AR-2.




Nail down building costs with PlyScord® Subflooring

THE REAL STORY of construction costs isn't always shown on the bill of materials. It's the *applied* cost that counts! PlyScord subflooring can be laid in less than half the time required for lumber subflooring. Big, work-speeding panels are light, easy to handle . . . cover large areas quickly . . . fit standard joist spacing without wasteful sawing and fitting . . . require far fewer nails.

PlyScord subflooring means *better* construction, too. Plywood's rigid plate-like action protects against violent racking action of wind or earthquake. Strong, rigid panels provide a solid, squeak-free base for finish flooring . . . protect against drafts from below. PlyScord subfloors won't cup, shrink or swell. Result: finish floors look better, last longer.

Plan now to include PlyScord in your next bill of materials—for better construction, for building economy.



Douglas Fir
Plywood


AMERICA'S BUSIEST BUILDING MATERIAL



® PlyScord is the unsanded construction grade of Interior-type plywood bonded with highly water resistant glues. For subflooring, sheathing, backing, one-use forms. PlyScord is a registered grade-trademark identifying quality plywood manufactured in accord with U. S. Commercial Standards and inspected by Douglas Fir Plywood Association (DFPA).

PANEL DISCUSSION

FHA Accepts 3/8" Plywood Over Rafters 24" O. C.




On the basis of recent tests and experience data, Federal Housing Administration now accepts plywood 3/8"-thick as roof decking over rafters spaced 24" on centers, according to a letter from Curt Mack, assistant commissioner of the FHA underwriting office, to Douglas Fir Plywood Association. A revision of FHA Minimum Property Requirements is planned; meanwhile, FHA at Washington (Underwriting Office) will advise any insuring office upon inquiry that 3/8" plywood over rafters 24" on centers will be accepted. Plywood roof deck thicknesses now accepted by FHA are shown below in tabular form.

Roofing Material	Max. Rafter Spacing	Min. Plywood Thickness
Wood, Asphalt Shingles	16"	5/16"*
	24"	3/8"*
Slate, Tile, Asbestos-Cement	16"	1/2"
	24"	5/8"
Flat Roofs	16"	3/8"
	24"	1/2"

*Under wood shingles: If plywood is less than 1/2" thick, apply 1" x 2" nailing strips.

A folder giving detailed information regarding use and acceptance of Douglas fir plywood in homes built under FHA financing may be had free of charge from Douglas Fir Plywood Association, Tacoma 2, Washington.

Concrete Intaglio



Plywood cut-outs, nailed to the plywood form face, were used to create these whimsical nursery figures on the exterior concrete wall of the kindergarten play yard at the Whitman School, Tacoma, Wash. Architect John G. Richards of Lea, Pearson and Richards developed the idea. Over 7' high, the figures were formed using 3/8" plywood cut-outs, secured to 3/8" form panels. On the soon-

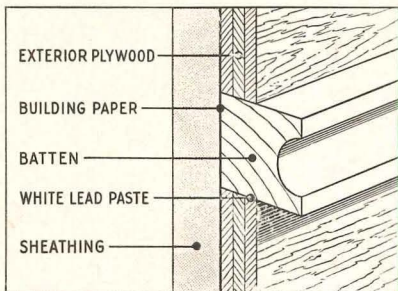
to-be-completed project, plywood forms are being re-used as roof decking. Contractors: Standard Construction Co., Tacoma, Washington.

Speeds Siding Application

Builder-Owner H. J. Cox reports application time and labor costs were reduced by one-third with Douglas fir plywood siding in building this Eugene, Oregon, home. "Not only did the plywood help hold costs down," Builder Cox reports,




"but after over four years exposure to our rainy Northwest weather, the siding looks as good as the day it was finished." Architect Percy D. Bently specified the interesting batten detail shown. Exterior plywood panels were sawn to correspond with the bevel of the specially run molding and tightly fitted with a sealing of white lead paste. Corners were formed with 5/8" quarter rounds. The siding—4'x8' sheets, cut to 2'x8'—is painted beige, the molding tobacco brown.



Plywood Cottages Weather Hurricane

Dramatic proof of plywood's superior strength and rigidity was given last year when up-to-100 m.p.h. winds lashed the Jersey coast in one of the worst hurricanes to hit since 1938. Among the luckiest of those who took the full brunt of the screaming wind were owners of the 500 plywood cottages at Ocean Beach, N. J. All around the development, roofs were ripped away, church steeples toppled and conventional homes smashed beyond repair. According to A. C. Pearl, project sales manager, not one of the plywood houses suffered structural damage. "We attribute this to the outstanding bracing strength provided by plywood which was used as combined siding-sheathing."



PlyScord[®] Sheathing—Best under any conditions



ANY CONDITIONS—including wind storms or earthquakes. U. S. Forest Laboratory tests prove plywood sheathing to be *twice* as strong, *twice* as rigid as any other material.

This superior bracing strength is particularly important in windy locations or earthquake areas. Plywood shear walls are also used to good advantage to compensate for loss of lateral rigidity in structures with walls containing large openings or areas of glass.

PlyScord, the sheathing grade plywood, offers many other advantages. It can be applied 25% faster, saving time and labor. PlyScord provides the perfect base for finish siding and roofing. It holds nails well . . . won't split, crumble or puncture. Big panels insulate, seal out drafts . . . make homes warm, snug, stable—now and five or fifteen years hence.

Douglas Fir

Plywood

AMERICA'S BUSIEST BUILDING MATERIAL




• PlyScord is the unsanded construction grade of Interior-type plywood bonded with highly water resistant glues. For subflooring, sheathing, backing, one-use forms. PlyScord is a registered grade-trademark identifying quality plywood manufactured in accord with U. S. Commercial Standards and inspected by Douglas Fir Plywood Association (DFPA).

THE RECORD REPORTS

CANADA

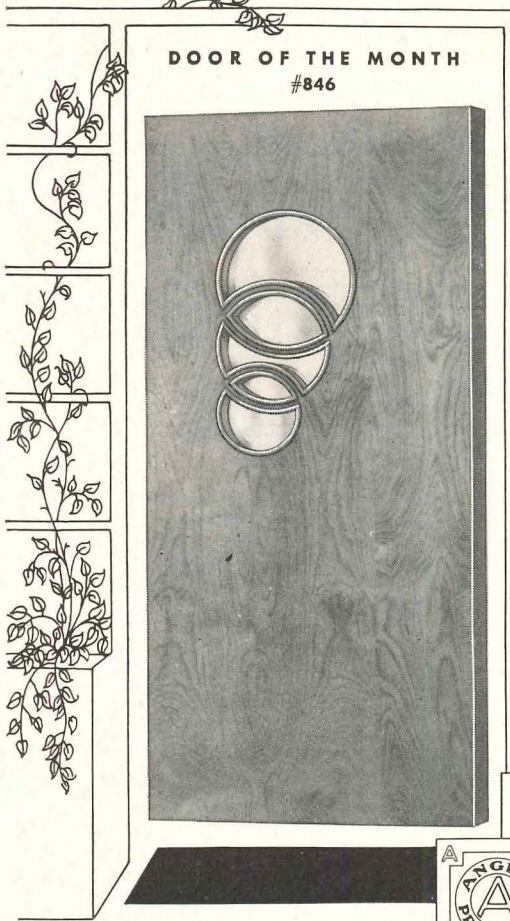
(Continued from page 26)

The Bank of Toronto plans a new drive-in branch at University Avenue and Dundas Street in Toronto. Construction will be limestone with granite base. Architects: Blackwell and Craig of Toronto



NEW ANGEL Doors

FOR MODERN HOMES



48
Styles

ANGEL — DOORS OF DISTINCTION

Here, at last, is an exterior, quality, flush door you can specify with confidence. 48 styles in two sizes, faced with beautifully grained, unselected birch or fir. Strong, sturdy, solid-core, flush doors, faced on both sides with 3-ply exterior grade plywood, bonded with water-resistant glue under high heat and tremendous pressure. Each Angel Door bears the Angel mark of quality and is priced to fit the individual pocketbook. Fully resistant to weather, water, warp and wear. Guaranteed by the makers who have been master woodworkers for over a quarter century. Angel Doors add value to any home.



ANGEL DOORS — SPECIFICATIONS

- 48 Exterior Flush Door Styles
- Two Sizes: 2'8" x 6'8" and 3'0" x 6'8" both by 1 3/4"
- Faced on both sides with exterior grade plywood, bonded under high heat and pressure.
- Raised moldings around glass on both sides
- Solid-core construction.
- Water resistant
- Shipped unfinished in individual dust-proof cartons
- Nationally advertised and available through Lumber Dealers everywhere.

ANGEL NOVELTY CO., Fitchburg, Mass.
Please send descriptive folder and free lithographed sheet showing 48 Angel Door Styles

Name _____

Company _____ Title _____

Street _____

City _____ Zone _____ State _____

CONSTRUCTION LEVEL (Continued)

best year in Canadian building history — by 49 per cent. Estimates indicate that this year's awards will reach the unprecedented height of \$2.3 billion, compared with \$1.5 billion for last year.

The 1951 total is the icing that tops a cake which has been baking for the past five years. Construction in every year since 1946 has substantially exceeded the year preceding it. Steadily climbing costs are also apparent.

Here is how the volume and cost picture has been developing:

	Contract Award Total (\$ million)	Increase Over Previous Year (per cent)
1946	663	62
1947	718	8
1948	954	33
1949	1140	20
1950	1526	34
1951 (Est'd)	2275	49

	Construction Cost Index (1935-39) — 100	Increase Over Previous Year (per cent)
1946	147.6	4
1947	165.4	12
1948	189.0	14
1949	197.8	5
1950	216.9	9
1951	241.0	12


(Source: MacLean Building Reports Ltd.)

Physical Volume Also Up

Despite the creeping inflation of the postwar period, the increase in physical volume of building has not lagged far behind the rise in dollar value.

"We face," says Robert Drummond, president of the Canadian Construction Association, "two major problems. We must keep up our record program of vital projects, despite the acute steel shortage, and at the same time see that

(Continued on page 32)



AGITAIR[®]

**WORLD'S MOST WIDELY USED
SQUARE & RECTANGULAR
AIR DIFFUSERS**

... and no wonder. AGITAIR Type R is the only diffuser to assure 100% air distribution in any shape area ... from any location ... without blank-offs or oversized outlets. Tailor-made for each application.

Write for Complete Data

Air Devices Inc.

17 East 42nd St. • New York 17, N. Y.
Air Diffusers • Air and Grease Filters • Exhausters





THE RECORD REPORTS

CANADA

(Continued from page 30)

The new municipal office building for the township of Toronto focuses attention on the entrance, which has a sculpture beside a two-story window. Gordon S. Adamson of Toronto is the architect



Today, as never before, every business needs the protection of concrete vaults and fire-resistive doors. Not just one, as in the past, but in each department which has valuable records to protect.

Your client will appreciate your suggestion of this type of protection and your recommendation of Herring-Hall-Marvin vault entrances.

See our section in Sweet's File for detailed information on single and double door vault entrances with 2, 4 or 6-hour certified fire resistance, or write for complete catalogue.

HERRING-HALL-MARVIN SAFE COMPANY



GENERAL OFFICES AND FACTORY—HAMILTON, OHIO
BRANCHES IN: ATLANTA, BOSTON, CHICAGO, DETROIT, HOUSTON,
LOS ANGELES, MINNEAPOLIS, NEW YORK, PHILADELPHIA, SAN
FRANCISCO, ST. LOUIS, WASHINGTON. Other agencies all over
the world.

CONSTRUCTION LEVEL (Continued)

construction does not fall behind the discovery and development of our natural resources."

In so far as the steel situation is concerned, structural members, pipe and wire lath are hard to find for non-priority jobs. However, marked improvement is expected towards the end of 1952. Canadian steel producers are rapidly expanding their facilities. Within 12 to 15 months, our ingot capacity will be boosted by a million tons—more than we imported from U. S. in 1950. At the same time, output south of the border will be mounting and Canada stands a good chance of getting some of this increased production.

Brick, cement, and certain types of lumber may be tight during the height of the building season in various parts of Canada, but, generally speaking, shortages of the crippling nature encountered in 1946 are not anticipated. Cutbacks in the manufacture of asphalt shingles, gypsum lath, bathtubs, domestic boilers and warm air furnaces seem likely if housing starts decline seriously.

Defense Peak in 1952

Defense and armed services construction is calculated to reach its peak in 1952. This is assured by the large carry-over of building from 1951 and the program now being planned for the next fiscal year. By 1953, some tapering off is indicated, though of course every prospect would be changed if the international crisis worsened.


Even more important are the projects allied to defense. In 1951 they pushed the value of industrial contracts a whopping 200 per cent ahead of the previous year.

Capital investment in our basic industries is another factor contributing to large-scale construction activity. Pro-

(Continued on page 34)

EVERY HOME REGARDLESS OF PRICE CAN HAVE THE BENEFITS OF OAK FLOORING

Only oak flooring provides the basic flooring needs—
beauty, economy, adaptability and “healthfulness.”



The cost of a home should have no bearing on such fundamentals as “healthfulness,” durability, economy and beauty. Cost should affect only over-all size and finishing “frills.”





For example, low-cost homes need not forego the benefits of oak—which 85% of all prospective homeowners want. Now, oak can be laid over concrete slabs, using screeds set in mastic.* To go with concrete slab construction are grades of oak flooring for even the lowest cost homes.



With oak laid over concrete, children can play right on the floor. The natural insulating qualities of oak, plus the cushion of air between the concrete slab and the oak flooring, makes the floor warmer in winter and cooler in summer, a strong plus-factor for use in selling homes.

*SEND TO NATIONAL OAK FLOORING MFRS. ASSN., STERICK BLDG., MEMPHIS 3, TENN., FOR FREE FHA-APPROVED INSTRUCTIONS FOR LAYING OAK OVER CONCRETE.

How Empire Products, Inc. Solved Their Building Problem



... With a Steelcraft Rigid Frame Building

The Empire Products, Inc. of Blue Ash, Ohio, manufacturers of automatic ironers and specialty items, required a permanent type building which provided a maximum of light and insulation because of the precision machinery used in manufacture.

Utilizing Steelcraft mass produced standardized building units, Empire Products, Inc. secured a quickly erected, permanent building that solved their problem . . . with a definite saving on construction cost and erection time.

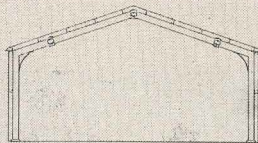
Regardless of whether you are planning a new factory or an addition to your present plant, Steelcraft can help you solve your space problems with low cost, permanent buildings, "custom-engineered" to meet your particular need.

Steelcraft's fully integrated manufacturing operations provide a continuous flow of standard parts, including doors, windows and other primary accessories assuring delivery of the complete building on time . . . from one source and with one responsibility.

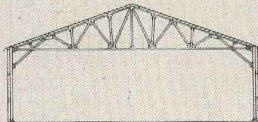
Write today for full information.

FREE CATALOG

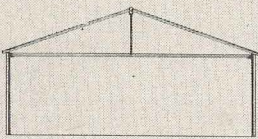
Write today for complete information on Steelcraft Steel Buildings.



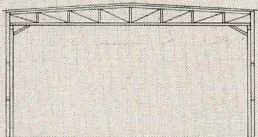
RIGID FRAME TYPE



TRUSS TYPE



TITE-LOCK (FRAMELESS)



SPECIAL TYPE

WRITE TODAY . . . USE COUPON BELOW

The Steelcraft Manufacturing Co., Dept. AR-252
9017 Blue Ash Road, Rossmoyne, Ohio

- Send engineer to survey my building requirements.
- Send me information on complete line of Steelcraft Metal Buildings.

NAME TITLE

COMPANY

ADDRESS

CITY ZONE STATE

STEELCRAFT

MANUFACTURING COMPANY
Rossmoyne, Ohio (In Greater Cincinnati)

THE RECORD REPORTS

CANADA

(Continued from page 32)

jecting our sights to 1953 and the years beyond, it is obvious — barring all-out war — that even greater construction programs are likely in future. Canada's economy is a dynamic one. Its building industry is big, and will stay big. Resources development paves the way for establishment of secondary industries, new townsites, schools, hospitals, houses, roads and utilities. In addition, there is a growing backlog of projects postponed because of the steel shortage, restricted credit, and deferred depreciation.

Housing Ebb Indicated

Housing, which accounted in value for one third of all construction contracts awarded in 1950, shrank to one fifth of the total in 1951.

And the outlook, according to F. A. Mager, president of the National House Builders Association, is far from promising for 1952.

"Unlike other years," he points out, "we will not carry over into 1952 a large number of uncompleted dwellings. Combined with the federal government's policy of discouraging new house starts, it looks as if next year's production may drop as much as 25 per cent. In other words, we may build 55,000 or 60,000 units, compared with about 75,000 in 1951 and 90,000 in 1950."

No Lag in Demand

Slackening of demand will not, in Mr. Mager's opinion, be responsible for the cut in volume. Canada is prosperous and her population is increasing by leaps and bounds. With incomes at an all-time high, young people can afford to marry earlier, and to set up their own domestic establishments earlier. At the same time, because of the growth of savings and the introduction of old age pensions, older couples are able to maintain separate households longer. Thus, at both ends of the family cycle, there is greater demand for houses.

The anticipated drop in production is explained by what Mr. Mager terms "the unrealistic sales prices" set by Central Mortgage & Housing Corporation under recently altered landing regulations.

"Builders are no different from other business men. They cannot operate



The Dominion Bank has a new main office building in Vancouver, B. C. Exteriors are stone and granite. "Main" offices of banks in Canada are not headquarters but major units in branch system. Architects of this one are McCarter & Nairne of Vancouver

when a rigid price ceiling and a rising floor of costs squeeze out a fair profit." The remedy, he suggests, is for material prices and wages rates to be controlled as well as builders' sales prices. Either that, or an escalator clause in builders' contracts to absorb rising costs.

Awards of Merit Planned for National Home Show in May


Awards of merit to architect-builder teams responsible for the best postwar residential subdivisions in Canada will be made at the National Home Show, to be held at the Horticultural Building, Exhibition Park, Toronto, May 23-31. Manager Grant Smedmor announces that the Show will be both a trade and consumer exhibition embracing all branches of the residential building industry, including home furnishings and equipment. An advisory committee comprising representatives of the design, contracting and supply organizations has been set up.

First Awards Are Made in Defense Housing Program

Rex Heslop, Etobicoke, Ont., builder, is the first to participate in Canada's new defense housing scheme. He has been awarded 117 loan approvals for defense houses and 22 loan approvals for other houses in his new 153-acre Islington Avenue subdivision. The 117 approvals are part of a package of 500 approvals offered by Central Mortgage & Housing Corporation to help get accommodation for workers at the giant A. V. Roe aircraft



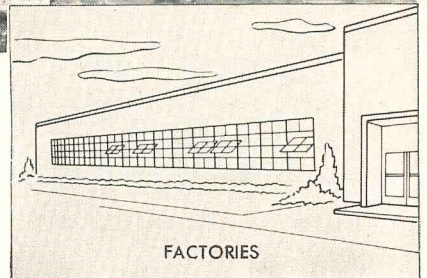
(Continued on page 36)

New STEELCRAFT Industrial Pivoted Steel Windows



- BONDERIZED
- HOT ROLLED NEW BILLET STEEL
- STURDY HEAVY DUTY CONSTRUCTION
- DOUBLE CONTACT WEATHERING
- BUILT - IN BEARING TYPE PIVOT
- EASILY INSTALLED

Steelcraft pivoted windows are engineered for permanent, easy operation of the vented section. They cannot stick, warp or shrink and always operate easily under all weather conditions. Double Flat contact weathering is provided on all four sides of the ventilator.



FREE CATALOG
Write today for complete information on Steelcraft Pivoted-Type Industrial Windows.

WRITE TODAY . . . USE COUPON BELOW

The Steelcraft Manufacturing Company, Dept. AR-252
9017 Blue Ash Road, Rossmoyne, Ohio

Please send me complete information on Steelcraft Pivoted Type Industrial Windows.

NAME TITLE

COMPANY

ADDRESS

CITY ZONE STATE

STEELCRAFT

MANUFACTURING COMPANY
Rossmoyne, Ohio (In Greater Cincinnati)

Beauty... Lower Cost... More Room Space



YOU GET

All three

WITH RA-TOX FOLDING DOORS

Here's an ideal solution to three of the biggest problems in home design and construction. Wherever Ra-Tox Folding Doors have been used, they have won immediate approval of the home buyer. Today Ra-Tox Folding Doors offer the builder and architect a proved and practical means of achieving:

Beauty...

a refreshingly new approach to room design. Used as an interior door, or room divider, the effect is unique and delightful. In natural wood finish, Ra-Tox Doors blend with any room design. And they're also supplied in a variety of colors to match any color scheme.

Lower Cost...

achieved because (1) Ra-Tox Folding Doors are supplied to you complete with all hanging hardware and finished as specified, (2) installation requires only the mounting of an overhead track plus attachment of anchor molding and (3) much costly wall construction is eliminated since the door can be hung from ceiling to floor and from wall to wall.

More Room Space...

Ra-Tox Doors open by folding to one side. All the wall and floor area wasted by swing type doors is available for use... an important factor in today's new homes, where room areas often are relatively small.

For new construction and for remodeling, Ra-Tox Folding Doors offer distinct opportunities for better design and lower cost. For complete information write for Bulletin 406... or refer to Sweet's File, Architectural, 1952 Edition, Section 16cHO.

THE HOUGH SHADE CORPORATION

Ra-Tox Division


JANESVILLE, WISCONSIN



WARDROBE DOORS



BETWEEN ROOM DOORS



ROOM DIVIDERS

CANADA

(Continued from page 35)

plant at Malton. The remaining 383 approvals are being offered, in blocks of up to 100 or so units, on a "first come, first served" basis. Builders must have serviced land on which to build within reasonable commuting distance of the plant, and adhere to National Housing Act standards of construction.

Under its recently revised lending regulations, CMHC will make 90 per cent mortgage loans to A. V. Roe employees purchasing these 117 defense houses. The transaction is handled direct. No lending institution is involved. The 22 other houses may be purchased by anybody, but the 80 per cent mortgage loan is handled through a lending institution.

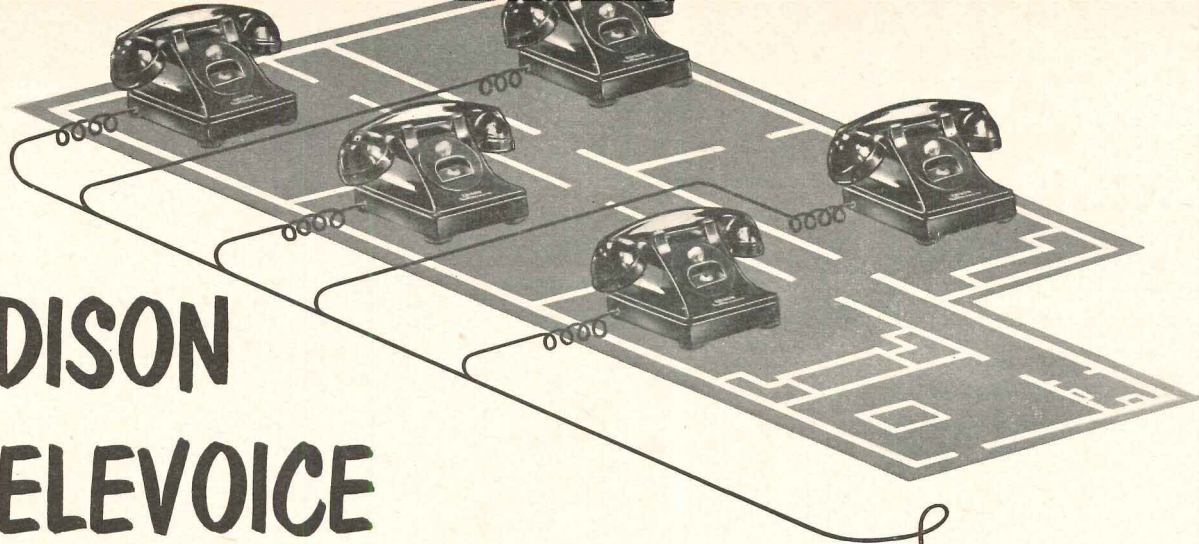
Agreed-on Price: \$10,000

However, both the defense houses and the other houses have one thing in common. Their price, in the neighborhood of \$10,000, was mutually agreed upon by Heslop and CMHC. This power to set the sales price gives the Corporation a throttle to control the number of new houses started in Canada in the immediate future.

Materials No Problem

Heslop certainly has no worries about the two latter items. Lumber and brick yards in the Toronto area are full to overflowing. Furnaces, boilers, even bathtubs — the "bête noir" of the postwar supply situation — may be had in abundance. About the only scarcities are steel beams, lintels, pipe and wire lath, and these are by no means impossible to get. Subcontractors are knocking themselves out to get a chance to bid, and skilled and unskilled labor come running at the crook of a finger.

It is likely that CMHC's agreement with Heslop will serve as a model for similar agreements elsewhere. At the moment, it doesn't look as if there'll be many of them, since Defense Production Minister Howe has designated only a handful of defense plants whose employees will qualify for 90 per cent mortgage loans. Besides Avro at Malton, there is Dowty, Ajax; Light Alloys, Renfrew; Cockshutt, Renfrew; Sorel Industries, Sorel; Canadair, Cartierville, and Canadian Car Foundry, Fort William, Port Arthur.



EDISON TELEVOICE BELONGS IN YOUR BLUEPRINTS!

... because it's the modern dictation system your clients want in—
HOSPITALS AND CLINICS • PLANTS AND WAREHOUSES
BUSINESS AND PROFESSIONAL OFFICES • BANKS
GOVERNMENT INSTALLATIONS • DEPARTMENT STORES

Provide for a separate conduit system for TELEVOICE in your plans now--and you'll save your clients money later, on installation costs. TELEVOICE--which takes conduits similar to telephone conduits--is the modern, remote-control system for dictation. It's the fastest, most economical method of dispatching written work ever invented!


Many low-cost, easy-to-use,
remote-control
TELEVOICE stations
connect to
one or more central
EDISON TELEVOICEWRITER
recording instruments

SEE IT IN SWEET'S!

For complete data on TELEVOICE, look up the EDISON TELEVOICE catalog--under "Communication," Section 32, in the latest Sweet's Architectural File. It's the only dictating system included. You'll see how TELEVOICE enables your client to speed up and simplify his handling of written work--and how easy it is for you to include TELEVOICE in your plans. To many of your clients TELEVOICE is not only desirable but indispensable; for example, no truly modern hospital, where up-to-the-minute medical records are essential, should be planned today without providing for TELEVOICE! If you are planning business or institutional buildings or space, turn to EDISON in Sweet's Architectural--Section 32.



SEND FOR EXTRA COPIES of the TELEVOICE catalog--plus illustrated, descriptive booklet, "A Line on TELEVOICE," to show your clients. Mail the coupon today.



EDISON TELEVOICEWRITER

The Televoice System



Ediphone Division West Orange, New Jersey

EDISON, 7 Lakeside Avenue, West Orange, N. J.

Please send me

() copies of the TELEVOICE ARCHITECT'S CATALOG

() copies of A LINE ON TELEVOICE

NAME _____

TITLE _____

COMPANY _____

ADDRESS _____

CITY _____ ZONE _____ STATE _____

**"Temporary" Defense Housing:
How to Get It and Install It**

THE PUBLIC HOUSING Administration has implemented Title III of the Defense Housing and Community Facilities Services Act (1951) with the announcement of procedures for acquiring and installing temporary defense housing in critical defense housing areas.

By the end of last year, Raymond M.

Foley, Housing and Home Finance Agency administrator, had made assignments for the provision of 4575 dwelling units in 24 projects destined for 22 critical defense housing areas. This temporary housing was expected to meet only partially the needs of the Army, Navy and Air Force installations it would serve.

Included in the initial assignments in the program were trailers and temporary

portable units referred to as "prefabricated family demountables." The housing agency said that trailers will be procured by the central office in Washington on a competitive bid basis. Contracts for site work and installation of the mobile units will be let on a competitive basis by the PHA field offices within the respective critical area jurisdictions.

For the portable units, competitive bids will be taken in the PHA field offices and contracts let on the basis of overall development cost, including preparation of the site and erection of the homes. The temporary houses may be fabricated at the site or in a factory.

PHA field offices would select an engineer or architect to prepare the site plan, while the plans and specifications for the portable units are being made available to the field offices from Washington.

**Engineers: FCDA Suggests
Quotas for Civil Defense**

Engineering services, vital to the economy at any time, take on a special significance during a period of national emergency. Add to this the possibility of enemy attack on American cities and the role of the engineer — and the architect — is projected into a new field of importance.

This was indicated in a recent tabulation by the Federal Civil Defense Administration listing percentage quotas by civil defense services for volunteers. It is recommended that in "target areas," those locations defined as most vulnerable, 190 volunteer engineers would be needed for every 10,000 population count. These would be part of a citizen volunteer force of 17.5 million estimated as necessary to man community emergency groups.

Post-Attack Functions

Following an attack, said the FCDA, engineering services would have the task of restoring such essential community services as communications, transportation, power and water supply; and emergency repairs to hospitals, streets, highways and bridges, would be handled by them.

In "support areas," adjacent to targets, the estimated percentage quota for engineers would drop to 130 per 10,000 population. Altogether an effective civil defense organization for the country will require the services of one out of every 12 citizens, civil defense authorities said.

(Continued on page 340)

Beautify with
RESOLITE

... the Translucent Structural Panel with endless possibilities in architectural treatment from the simple interior partition to exterior use in patio covering and colorful building facings.

RESOLITE paints with colored light. Six beautiful standard colors, a variety of form patterns and surface finishes, make Resolite easily adapted to any architectural or decorative motif in home, office or shop.



Structurally rugged, RESOLITE is also shatterproof, avoiding the hazards of breakage and splintering in decorative or utility partitioning.

RESOLITE is unequalled for skylighting — either industrial or commercial — because it materially reduces heat rays with little loss in light values. It diffuses light in all directions, avoiding the harsh contrast of sunshafts. Economical, too, because of its installation ease and unlimited life.

Resolite is made of polyester resins, reinforced with Fiberglass mat. It is unaffected by weather extremes of heat, cold and moisture. It can be worked with ordinary tools and skill.

Write for free literature, with complete information about RESOLITE.

RESOLITE Corporation
ZELIENOPLE, PA.



NOW... a new, all-purpose incandescent downlight — the SILVER-SPOT

For a *really* new approach to commercial and residential lighting try the versatile, new Silver-spot downlight.

Combining the inherent efficiency of the 100-watt, A-21 silvered-bowl lamp with the precision light-control of a unique, built-in reflector, Silver-spot units eliminate glare and wasted spill light . . . produce more candle power than equipment using 150-watt reflector or projector lamps. Silver-spots offer these 5 *big* features:

1. **Low Cost** — Silver-spot units require minimum initial investment . . . offer lower lamp-renewal costs than any comparable unit. The 100-watt silvered-bowl lamp uses less energy . . . generates less heat.
2. **Compact** . . . easy to install — Recessed Silver-spot units fit into an opening 5 $\frac{1}{8}$ " deep by 9 $\frac{1}{4}$ " in diameter, Surface-mounted Silver-spot units project only 3 $\frac{1}{2}$ " below the ceiling.
3. **Easy to maintain** — Silver-spot fixtures can be relamped without removing louvres or handling fixture parts. A new lamp restores unit to initial efficiency.
4. **Comfortable lighting levels** — Silvered-bowl lamp provides completely shielded light source. Louvre provides 45° shielding of reflector.
5. **Selective light distribution** — Silver-spot units can be quickly changed to provide either floodlight or spotlight distribution. In either case, light output exceeds that of fixtures using 150-watt reflector or projector lamps.

Send for complete details — mail this coupon, today.



SKYLIKE Lighting, Inc. — a Silvray-associated company.

102 West Main Street
Bound Brook, New Jersey.

Gentlemen:

Please send me further information on the new Silver-spot downlight unit. I am particularly interested in lighting for:

offices schools commercial buildings homes

Name _____

Firm _____ Title _____

Address _____

City _____ Zone _____ State _____

CONSTRUCTION COST INDEXES

Labor and Materials

United States average 1926-1929 = 100

Presented by Clyde Shute, manager, Statistical and Research Division, F. W. Dodge Corp., from data compiled by E. H. Boeckh & Assocs., Inc.

NEW YORK

ATLANTA

Period	Residential		Apts., Hotels Office Bldgs. Brick and Concr.	Commercial and Factory Bldgs. Brick and Concr.		Brick and Steel	Residential		Apts., Hotels Office Bldgs. Brick and Concr.	Commercial and Factory Bldgs. Brick and Concr.		Brick and Steel
	Brick	Frame		Brick and Concr.	Brick and Steel		Brick	Frame		Brick and Concr.	Brick and Steel	
1925	121.5	122.8	111.4	113.3	110.3		86.4	85.0	88.6	92.5	83.4	
1930	127.0	126.7	124.1	128.0	123.6		82.1	80.9	84.5	86.1	83.6	
1935	93.8	91.3	104.7	108.5	105.5		72.3	67.9	84.0	87.1	85.1	
1939	123.5	122.4	130.7	133.4	130.1		86.3	83.1	95.1	97.4	94.7	
1940	126.3	125.1	132.2	135.1	131.4		91.0	89.0	96.9	98.5	97.5	
1946	181.8	182.4	177.2	179.0	174.8		148.1	149.2	136.8	136.4	135.1	
1947	219.3	222.0	207.6	207.5	203.8		180.4	184.0	158.1	157.1	158.0	
1948	250.1	251.6	239.4	242.2	235.6		199.2	202.5	178.8	178.8	178.8	
1949	243.7	240.8	242.8	246.4	240.0		189.3	189.9	180.6	180.8	177.5	
1950	256.2	254.5	249.5	251.5	248.0		194.3	196.2	185.4	183.7	185.0	
Sept. 1951	273.7	271.6	264.8	266.5	263.6		213.0	214.8	205.0	203.7	206.9	
Oct. 1951	274.4	272.5	264.9	266.6	263.8		214.6	216.4	206.6	204.7	208.3	
Nov. 1951	274.4	272.5	264.9	266.6	263.8		214.6	216.4	206.6	204.7	208.3	
Nov. 1951	122.2	122.6	% increase over 1939				% increase over 1939			110.2	120.0	

ST. LOUIS

SAN FRANCISCO

1925	118.6	118.4	116.3	118.1	114.4	91.0	86.5	99.5	102.1	98.0
1930	108.9	108.3	112.4	115.3	111.3	90.8	86.8	100.4	104.9	100.4
1935	95.1	90.1	104.1	108.3	105.4	89.5	84.5	96.4	103.7	99.7
1939	110.2	107.0	118.7	119.8	119.0	105.6	99.3	117.4	121.9	116.5
1940	112.6	110.1	119.3	120.3	119.4	106.4	101.2	116.3	120.1	115.5
1946	167.1	167.4	159.1	161.1	158.1	159.7	157.5	157.9	159.3	160.0
1947	202.4	203.8	183.9	184.2	184.0	193.1	191.6	183.7	186.8	186.9
1948	227.9	231.2	207.7	210.0	208.1	218.9	216.6	208.3	214.7	211.1
1949	221.4	220.7	212.8	215.7	213.6	213.0	207.1	214.0	219.8	216.1
1950	232.8	230.7	221.9	225.3	222.8	227.0	223.1	222.4	224.5	222.6
Sept. 1951	253.5	249.5	241.4	243.8	241.4	248.1	243.0	242.0	244.9	245.4
Oct. 1951	255.6	252.4	241.2	243.9	241.6	248.5	243.5	242.1	244.9	245.5
Nov. 1951	255.6	252.4	241.3	243.9	241.6	248.5	243.5	242.1	244.9	245.5
Nov. 1951	131.9	135.9	% increase over 1939			% increase over 1939			100.9	110.7

The index numbers shown are for combined material and labor costs. The indexes for each separate type of construction relate to the United States average for 1926-29 for that particular type — considered 100.

Cost comparisons, as percentage differences for any particular type of construction, are possible between localities, or periods of time within the same city, by dividing the difference between the two index numbers by one of them; i.e.:

index for city A = 110
index for city B = 95
(both indexes must be for the same type of construction).

Then: costs in A are approximately 16 per cent higher than in B.

$$\frac{110-95}{95} = 0.158$$

Conversely: costs in B are approximately 14 per cent lower than in A.

$$\frac{110-95}{110} = 0.136$$

Cost comparisons cannot be made between different types of construction because the index numbers for each type relate to a different U. S. average for 1926-29.

Material prices and wage rates used in the current indexes make no allowance for payments in excess of published list prices, thus indexes reflect minimum costs and not necessarily actual costs.

These index numbers will appear regularly on this page.

another **HOMASOTE FIRST** — designed to reduce the cost of building

Which of these **WATER PROBLEMS** are you facing today?

- in concrete walls and floors below grade (AS-1)?
- in block walls and concrete floors below grade on exterior surfaces (AS-3)?
- in masonry block walls below grade on interior surfaces (AS-4)?
- in brick and stone mortar (AS-5)?
- in concrete floors for industrial use (AS-2)?
- in all exterior stucco finishes (AS-6)?
- in masonry paint on masonry surfaces (AS-7)?
- in restoring existing concrete (AS-8)?



We invite you to write for Specification Data Sheets designed to meet any or all of the above conditions. We offer products and methods which have effected quick, economical and lasting results—on many different types of applications—over a period of years. (Obviously, we do not guarantee results—site unseen.) . . . Let us send you—without obligation—as many of these Specification Data Sheets as apply to your current problems. If they prove interesting, we invite the opportunity to present applicable case histories and to work with you on your current problems.

NOVA SALES

Co.

TRENTON 3, N. J.



A wholly owned subsidiary of Homasote Company—manufacturers of the oldest and strongest insulating-building board; wood-textured and striated panels; 5/8" underlayment for 1/8" linoleum and wall-to-wall carpeting.



Another group of **NOVASCO PRODUCTS**



NOVA SALES CO., Trenton 3, N. J., Dept. 14A

Without obligation—send Specification Data Sheets checked below.

- | | | | |
|-------------------------------|-------------------------------|-------------------------------|-------------------------------|
| <input type="checkbox"/> AS-1 | <input type="checkbox"/> AS-2 | <input type="checkbox"/> AS-3 | <input type="checkbox"/> AS-4 |
| <input type="checkbox"/> AS-5 | <input type="checkbox"/> AS-6 | <input type="checkbox"/> AS-7 | <input type="checkbox"/> AS-8 |

NAME.....


ADDRESS.....

CITY & ZONE.....STATE.....

My lumber dealer is.....


SMART DECISION!

AIR CONDITIONING COILS




WATER COIL

For Cooling and Heating, 1 to 10 rows deep.



CLEANABLE TUBE WATER COIL


Removable Plug Type, 1 to 10 rows deep.



DIRECT EXPANSION COIL

For Cooling, 1 to 8 rows deep.

AIR CONDITIONING UNITS




SEASONMAKER—(FLOOR)

Also available in basic or ceiling types, 3 sizes 200 cfm, 400 cfm and 600 cfm.



"RH" AIR CONDITIONER

2 to 10 Ton Models—For use with hot or cold water, steam or direct expansion in small commercial applications.




(SUSPENDED MODEL)

AIR CONDITIONER

Type "A" Central Station Air Conditioners for large industrial and commercial applications.

UNIT HEATERS




HORIZONTAL UNIT HEATER

Nominal Capacity range 20,300 to 360,000 Btu's.



DOWN FLOW UNIT HEATER

Nominal Capacities from 25,400 to 500,000 Btu's.




(SUSPENDED MODEL)

BLOWER TYPE UNIT HEATER

Nominal Capacities from 20,600 to 1,600,000 Btu's.

SPECIFY *McQuay*


TO INSURE CUSTOMER SATISFACTION



"BLAST" HEATING STEAM COIL
For Heating, 1 or 2 rows deep,
using low or high pressure steam.



(FLOOR MODEL)
AIR CONDITIONER
Type "A" Central Station Air Con-
ditioners for large industrial and
commercial applications.



(FLOOR MODEL)
BLOWER TYPE UNIT HEATER
Nominal Capacities from 20,600
to 1,600,000 Btu's.

Proved and Preferred!


You, and your customers too, are money ahead when you specify McQuay . . . because McQuay products are proved and preferred—for their efficiency, economy of operation, and the way they stand up under long hard use.

Join the growing list of architects, engineers and contractors who depend upon McQuay to satisfy all of their heating and air conditioning requirements. Quality and price comparisons will convince you that it pays to specify from McQuay's complete line—pays in profits from the job and in customer satisfaction.

NEW RIPPLE-FIN COIL CONSTRUCTION

Only McQuay gives you Ripple-Fin surface—the product of years of research aimed at producing the ultimate in heat transfer for any weight of metal. High efficiency is assured by forcing the air to follow an ever-changing direction of flow in passing through the coil. Thus air repeatedly contacts coil surface to give maximum contact time, maximum contact velocity, and a resultant optimum heat transfer.

With this advance in design, McQuay retains the staggered tube and the McQuay rippled edge features so well known in the industry, and which contribute greatly to higher heat transfer, construction ruggedness, and eye appeal.




McQuay INC.

**HEATING
AIR CONDITIONING
REFRIGERATION**




1605 BROADWAY STREET, N. E. • MINNEAPOLIS 13, MINNESOTA

REQUIRED READING



Above: Book jacket designed by Frances Torbert

Below: "a 1945 project for an industrial office building, by Albert Kahn Associated, Architects and Engineers. In place of rigid symmetry behind monumental entrance piers there is fluidity, off-center massing, grace"



INDUSTRIAL BUILDINGS

Industrial Buildings. The Architectural Record of a Decade. Compiled by Kenneth Reid, A.I.A. F. W. Dodge Corporation (119 West 40th St., New York, N. Y.), 1952. 8¾ by 11½ in. 546 pp., illus. \$9.00.

REVIEWED BY JOSEPH DOUGLAS WEISS

This volume should be a welcome addition to the reference library of every architect. In it are such fine examples of contemporary architecture as Raymond McGrath's Chemical Factory, the Johnson and Johnson group of factories, the Van Nelle Plant in Rotterdam, and the by now historic Turbine Factory which was designed by Peter Behrens in 1909.

It is a thorough and informative book for those who seek more detailed data on the subject of industrial construction. It includes production flow diagrams, the plans resulting from and based on these studies, the description of the architect's job, and covers in detail many aspects of construction. A number of large projects for mass production plants, as well as small projects, are well described and illustrated.

Other subjects covered are such things as standardized buildings for low-cost plants, the functional use of colors, standards of lighting, ventilating and heating, and many pages of Time-Saver Standards, all co-related to the subject. Special problems are discussed in a competent way by such eminent practitioners as members of the Albert Kahn organization and others.

It is in a way ironic that the portions of the book that deal with World War II construction contain such timely information as wartime substitute solutions to shortages of copper and other metals, as well as protection against external explosions. With our industrial potential being built up again to take care of defense needs, this material is indispensable to architects who are interested in this field, or who are about to enter it.

The reviewer has seen most of the contents of this book in ARCHITECTURAL RECORD, but it was rewarding to see the articles again, so ably organized by Kenneth Reid. Nothing but thumbing through the book can give an idea of

the variety of subjects covered in this field, where more progress has been made both esthetically and technically than probably in any other field of architecture.

DESIGN THEORY


An Approach to Design. By Norman T. Newton. Addison-Wesley Press, Inc. (Cambridge 42, Mass.), 1951. 6 by 9 in., 144 pp. + xi.

In 1946 a program of unified First Year work was established for students of the three professional schools of the Harvard Graduate School of Design. This book has grown out of a series of talks and discussions designed at that time to encourage the individual student to develop an attitude toward the "unified field of design" that would serve as a "broad and soundly flexible basis" for his creative work.

(Reviews continued on page 48)

INSULATED METAL WALLS


for INDUSTRIAL and COMMERCIAL BUILDINGS
ALUMINUM, STAINLESS or GALVANIZED STEEL



FLUSH, RIBBED, or FLUTED
Over-all "U" Factor of Various Types is Equivalent to or Better than Conventional 16" Masonry Wall

The trend in modern building is to this permanent, economical, quickly erected wall construction. In the past ten years Mahon Insulated Metal Walls have been employed in the construction of every conceivable type of building up to and including great power houses and complete industrial plants like the one illustrated below, in which 127,600 sq. ft. of exterior wall surface and all coping, flashing, etc., are aluminum. Mahon Insulated Metal Walls are available in two "Field Constructed" types, and in two types of "Prefabricated Panels", flush, ribbed, or fluted exterior. Walls of the "Field Constructed" type may be erected up to fifty feet in height without horizontal joints—a feature of Mahon walls which is particularly desirable in power house construction where high expanses of unbroken wall surface are often unavoidable. Mahon Prefabricated Insulated Metal Wall Panels, ready for rapid erection in the field, can be furnished in any length up to thirty feet. All Mahon wall plates and panels are one foot wide. These Mahon Insulated Metal Walls, together with a Mahon Steel Deck Roof, provide the ultimate in economy, permanence, and fire-safety in modern construction. See Sweet's Files for complete information including Specifications, or write for Catalog No. B-52-B.

THE R. C. MAHON COMPANY
Detroit 34, Mich. • Chicago 4, Ill. • Representatives in Principal Cities
Manufacturers of Insulated Metal Walls; Steel Deck for Roofs, Partitions, and Permanent Concrete Floor Forms; Rolling Steel Doors, Grilles, and Underwriters' Labeled Rolling Steel Doors and Fire Shutters.




Mahon Insulated Metal Walls employed in construction of a new plant for Ford Motor Company in Cleveland, Ohio. F. A. Fairbrother and Geo. H. Miehs, Architect-Engineer. Albert Kahn Associated Architects and Engineers, Inc., Consultants. H. K. Ferguson Company, General Contractors.

MAHON

fedders


OFFERS AMERICA'S




Fedders Type F made in stock sizes for free standing and semi-recessed installations. Also Type FO.




Fedders Type FB with base grille.




Fedders Type SF free standing with sloping top.



Fedders Type SFB free standing with sloping top and base grille.




Fedders Type FE in sizes for special applications.




Fedders Type W wall hung with flat top.



Fedders Type S wall hung with sloping top.




Fedders Type R semi-recessed with overlap front.



Fedders Type RB semi-recessed with overlap front and base grille.

Cutaway view showing location of Fedders finned heating element in Convactor cabinet. Note convenient arrangement for piping connections. Edges of cabinet are rounded for handsome styling.



QUALITY LINE OF

CONVECTOR-RADIATORS


* FEDDERS Convector-Radiators offer architects, interior decorators, contractors and home owners a wide range of sizes and types to fit new and remodeling requirements.

Standard Type F free standing and semi-recessed models fit the majority of needs. Also, for one-pipe steam installations, Fedders now offers the new Type FO convector. In addition, other models give the profession and the industry wide latitude for special applications.

Flat, sloping top, wall hung and free standing models are available with and without base grilles to conform to any decorative treatment.

Fedders heating elements are also available for use with individually designed, concealed systems. Heating elements provide quick response to manual and thermostatic control.

Write for data sheets or consult yellow section of phone book for your local Fedders representative.



Photograph shows attractive space-saving design of Fedders Type F Convector-Radiator installed in modern living room.


fedders

A GREAT NAME IN COMFORT

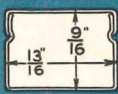
FEDDERS-QUIGAN CORPORATION, 57 TONAWANDA STREET, BUFFALO 7, N. Y.

No. 1 on your wiring Hit Parade

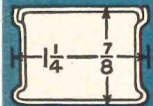
The **Plugmold** TRIO



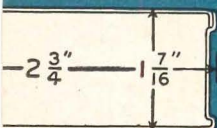
The safe, efficient way to provide closely-spaced, correctly-located outlets for the convenient plug-in-anywhere of electrically-operated machines and equipment on assembly lines, work benches, inspection tables, in laboratories, engineering departments, offices . . . wherever it is essential to have all the outlets you need when you need them, where you need them.



1900 PLUGMOLD



1100 PLUGMOLD



3000 PLUGMOLD



WHEN YOU PLAN OUTLETS... PLAN ENOUGH OUTLETS... PLAN TO PLUGMOLD IT!

Send today for this new bulletin describing in detail the PLUGMOLD trio.



THE WIREMOLD COMPANY
HARTFORD 10, CONN.

THE WIREMOLD COMPANY
HARTFORD 10, CONN., DEPT. F
Please send me a copy of the PLUGMOLD bulletin.

Name _____

Company _____

Address _____

REQUIRED READING

(Reviews continued from page 44)

Concerned primarily with an approach to design, the book considers design — which involves “questions of structure, of order, and relation” — as a highly personal affair. Just as that which the designer builds must be structurally sound, so must the “thoughts, feelings, actions and reactions” with which the design was created, be sound. So also, the designer must be well-balanced, with a sympathetic understanding of people and a comprehension of the “major problems of human living.”

Throughout the book, the author stresses the need for the individual to view the whole field of design as one of relations — a “continuing totality.” Important though “space and the surface of the earth” are as basic working materials of design, the most important is people. Basically then, design has to do with the adjustment of relationship between humans and their environments, and the designer thus shares in the common goal — the quest for “optimum relations between people and their environments.”

TODAY'S HEATING METHODS AND EQUIPMENT

Heating Design and Practice. By Robert Henderson Emerick. McGraw Hill Book Company, Inc. (330 W. 42nd St., New York 18, N. Y.), 1951. 6 by 9 in., 453 pp., illus. \$8.00.

Heavy emphasis is placed in this book on how various types of heating, from one-pipe steam systems to radiant panels, work in actual practice. The purpose of the book is to provide a rounded knowledge of both design and practice. The author outlines the basic theories of heating design and evaluates the different types of steam, hot water and warm air systems in the light of his personal experience and case histories. A detailed theoretical treatment is beyond the scope of the book, but it is sufficient for the reader to fully understand the operation of any system included. Up-to-date pictures show new types of heating equipment on the market which are also described in the text.

Another feature is the collation of information on such allied subjects as fuel handling, design of fireplaces and incinerators, and specifications and analysis of bids.

(Reviews continued on page 380)



2800-square-foot PLEXIGLAS luminous ceiling in Rohm & Haas Company Engineering Building, Bristol, Pa. Corrugated white translucent PLEXIGLAS is mounted wall-to-wall below continuous runs of fluorescent lamps. Upper window glazing is corrugated gray PLEXIGLAS, for prevention of sky glare.

ENVIRONMENTAL LIGHTING . . . With a **PLEXIGLAS** Luminous Ceiling

For *environmental* room lighting, the whole field of view must be in brightness balance . . . as in this drafting room with its PLEXIGLAS luminous ceiling.

The surface brightnesses of the ceiling, the walls, and the window areas of this room are less than three times as bright as the paper on the drawing boards. Note how these surfaces produce a field of uniform brightness in which there are no eye-fatiguing light-to-dark contrasts.

An average illumination of 118 footcandles is provided through the PLEXIGLAS diffusing panels, without objectionable direct glare from the large-area ceiling surface.

PLEXIGLAS acrylic plastic offers other advantages as a diffusing medium. Because it is rigid, light in weight, and strong, PLEXIGLAS can be handled easily and safely during installation, cleaning, and relamping operations. And because it is highly resistant to breakage and discoloration, it gives long, low-maintenance service.

If you have a lighting problem, investigate *environmental* lighting with a PLEXIGLAS luminous ceiling. We'll be glad to send you full technical details about the installation shown above. Write for them.

CHEMICALS




FOR INDUSTRY

**ROHM & HAAS
COMPANY**

WASHINGTON SQUARE, PHILADELPHIA 5, PA.

Representatives in principal foreign countries

PLEXIGLAS is a trade-mark, Reg. U. S. Pat. Off. and in principal foreign countries.
Canadian Distributor: Crystal Glass & Plastics, Ltd., 130 Queen's Quay at Jarvis Street, Toronto, Ontario, Canada.



Westinghouse Power Centers

Trim Power Control Costs

for Chicago Pneumatic Tool Company

Six Westinghouse Power Centers, consisting of dry-type transformers and switchgear, are serving operations in Chicago Pneumatic Tool Company's new plant at Utica, N. Y. And their favorable effect on power control costs—summed up in the following statement—suggests a savings opportunity for you.

“By bringing high voltage to the power centers, heavy copper from the main substation was avoided . . . voltage regulation and voltage drops were well within acceptable limits. Compact design enabled us to place some of the units on a small mezzanine to provide more space for production on the main floor.

“Since all units are duplicates, we enjoy maximum interchangeability and a resultant savings in spare parts. For future convenience and economy, spare feeder compartments are equipped to take additional breakers as the load increases.”

Dry-type power centers will enable this user to realize even further savings. The elimination of vaults, oil conditioning and testing, promises a saving in routine maintenance. Freedom from fire hazard warrants lower insurance rates. Maintenance of a good voltage condition assures more efficient performance of manufacturing equipment.

GET THE COMPLETE STORY

Westinghouse Power Centers are the key to efficient power distribution. They offer better service continuity, greater flexibility, better regulation . . . all the things that contribute to power control economy. Most important, they provide the simplest, lowest-cost means of attaining the power system that best meets your operating requirements.

Booklet B-4162 covers Westinghouse Power Centers in detail. Booklet B-4045 discusses various types of plant distribution systems wherein power centers offer maximum advantage. For your copies, contact your Westinghouse representative or write Westinghouse Electric Corporation, P. O. Box 868, Pittsburgh 30, Pennsylvania.

J-60763





YOU CAN BE SURE... IF IT'S
Westinghouse

POWER CENTERS



SELECTING ACOUSTICAL MATERIALS



Card room: Cushiontone White factory-finish



Lobby, looking west: Cushiontone, painted Coral

SANS SOUCI HOTEL, Miami Beach, Florida

Roy F. France & Sons, Architect for the Structure
 Morris Lapidus, Associate Architect and Interior Designer
 Acoustical Contractor, Lotspiech Flooring Company

Lobby terrace: Cushiontone, painted Coral



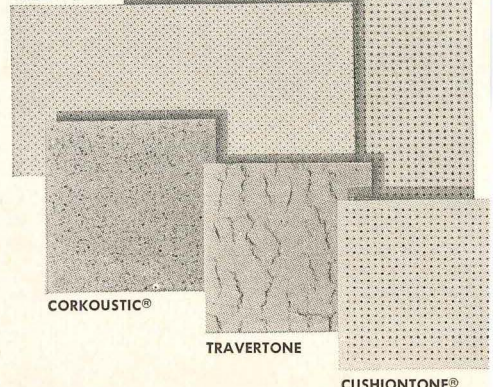
The exciting use of color in the beautiful Sans Souci Hotel demanded acoustical ceilings that could be repainted. Acoustical efficiency and architectural beauty were also important factors in the choice of an acoustical material.

Architect Morris Lapidus selected Armstrong's Cushiontone because it can be repainted without losing efficiency. This popular wood fiber material is high in sound absorption, and its attractive surface is cleanly perforated.

Armstrong's complete line of acoustical materials offers you a wide range of special features. Your Armstrong Contractor will give you expert advice without obligation. Write for free booklet, "How to Select an Acoustical Material." Armstrong Cork Company, 5402 Stevens St., Lancaster, Pennsylvania.

PERFORATED ASBESTOS BOARD

ARRESTONE®



CORKOUSTIC®

TRAVERTONE

CUSHIONTONE®

ARMSTRONG'S ACOUSTICAL MATERIALS

HOW BALLASTS CONTRIBUTE TO BETTER FLUORESCENT LIGHTING



FREE! New G-E Book Tells "Flora's" Story

Meet a young lady you should get to know—Fluorescent Ballast ("Flora" for short). Says Flora:

"If you haven't met me before, that's because they keep me backstage out of sight and let the lamps take all the bows. I don't mind because, as you'll soon see, the lamps couldn't perform at all without my help.

"My name comes from what I do. My main job is to keep fluorescent light steady . . . on an even keel . . . something like the 'ballast' in a ship. I stabilize the flow of electricity through the lamp . . ."

And so Flora tells her story in simple, easy-to-understand language. In addition to explanations of fluorescent lighting itself, the booklet contains simple explanations of various ballast circuits and the advantages and disadvantages of each. From the simplest resistance ballasting to automatic starters, up through



two-lamp ballasts, instant-starting lamps, series operation with sequence starting and, finally, trigger-start ballasts—all are carefully described.

To find out how good ballasts save you money, and why they are vital to fluorescent lighting, fill out the coupon and send it in. You'll receive your copy of "Fluorescent Ballast Tells Her Story" immediately.

General Electric Co., Sect. F 412-95,
Schenectady 5, New York

Gentlemen: Please send me FREE copy of your booklet,
GEA-5731, "Fluorescent Ballast Tells Her Story."


Name.....

Company.....


Street.....

City..... State.....

GENERAL  ELECTRIC



*as fundamental as
shelf space*



*A good plan
is always better
when it includes
symbols for
telephone outlets*

Appearance counts, as well as convenience, in planning locations for open shelves. It's the same with telephone outlets. By including outlet locations in your mechanical plans, you can be sure your client will enjoy conveniently placed telephones. And by specifying built-in telephone raceways, you guarantee that telephone wires will be concealed.

Your Bell Telephone Company will be glad to help you plan economical raceway installations. Just call your nearest Business Office.

BELL TELEPHONE SYSTEM



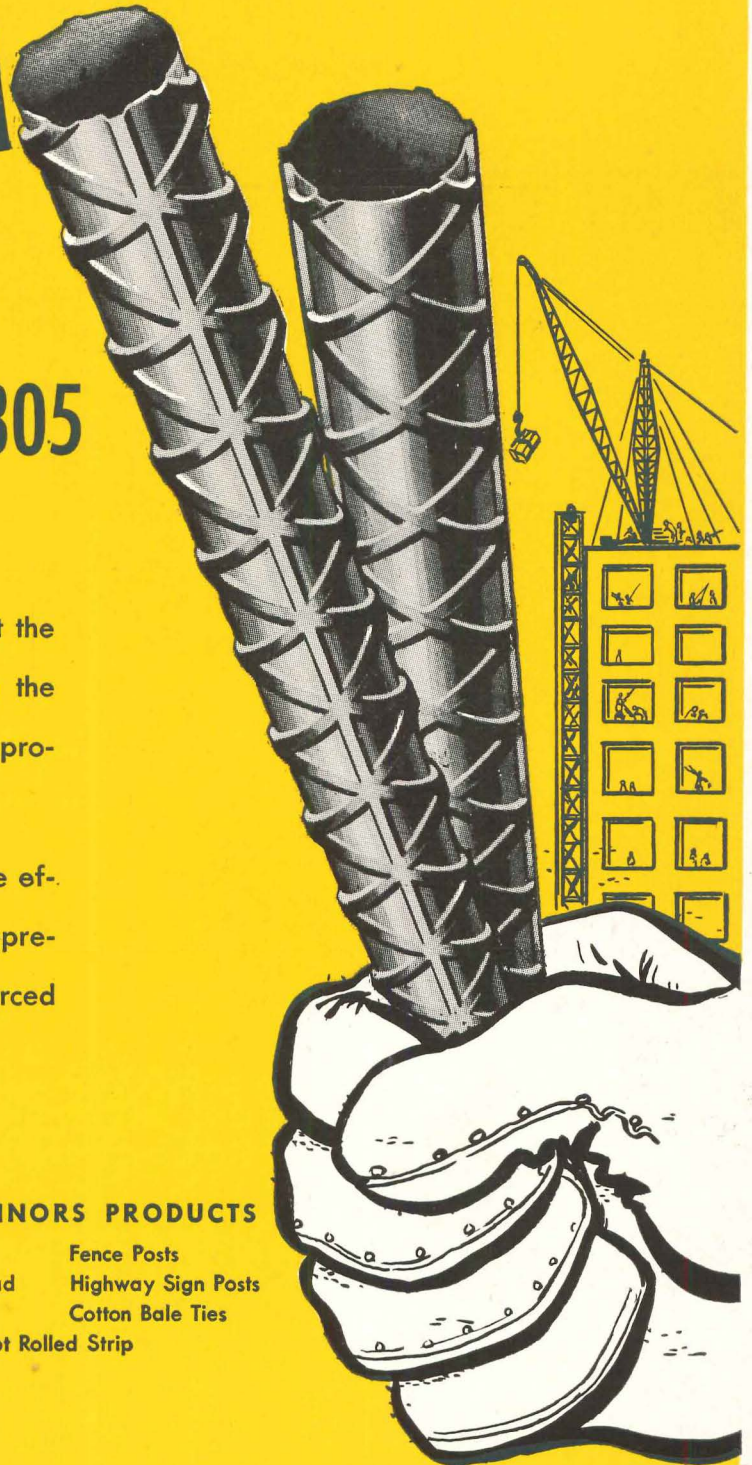
NOW in production!

CONNORS

Reinforcing Bar Meeting ASTM A305 Specifications

• We are pleased to announce that the new improved reinforcing bar meeting the ASTM A305 specification is now being produced at CONNORS.

• This new bar is an improved, more efficient, concrete reinforcement, which represents an advancement in the field of reinforced concrete construction.



ORDER BY NUMBER

TABLE OF ASTM A-305 SPECIFICATIONS


BAR NUMBER	WEIGHT	DIAMETER	AREA	PERIMETER
2	.167	.250	.05	.785
3	.376	.375	.11	1.178
4	.668	.500	.20	1.571
5	1.043	.625	.31	1.963
6	1.502	.750	.44	2.356
7	2.044	.875	.60	2.749
8	2.670	1.000	.79	3.142
9	3.400	1.128	1.00	3.544
10	4.303	1.270	1.27	3.990
11	5.313	1.410	1.56	4.430

OTHER CONNORS PRODUCTS

Merchant Bars Fence Posts
Tobacco Hoghead Highway Sign Posts
Hoop Cotton Bale Ties
Hot Rolled Strip


CONNORS STEEL COMPANY

DIVISION OF H. K. PORTER COMPANY, INC.
BIRMINGHAM, ALABAMA




4 PIPES *Designed* TO DO 4 JOBS BETTER

... each one a Johns-Manville quality asbestos-cement product



← TRANSITE FLUE PIPE

A favorite with both architects and installers for venting gas-burning appliances, more than 65 million feet of this popular pipe are now in service. It cannot rust, is tough and strong, easy and economical to install. Made in round and oval shapes with a complete line of fittings. Transite Flue Pipe has been listed by UL continuously since 1932. Ask for Brochure TR-13A.



TRANSITE HOUSE CONNECTION SEWER PIPE →

Specify this pipe for the most economical performance in house sewer line service. Its Ring-Tite Couplings are specially designed to safeguard against root-clogging; its long 10-foot lengths and wide choice of fittings simplify installation. Tough, strong, corrosion-resistant, it provides a lasting, dependable connection between house and street sewer or septic tank. Ask for Brochure TR-82A.



↑ TRANSITE PLUMBING VENT PIPE

Specifically designed for the dry vent portions of building plumbing systems. Its strength, durability and inherent corrosion-resistance assure lasting serviceability. Ten-foot lengths reduce number of joints, facilitate installation. On many jobs, a single length is all that's required. Installed in accordance with standard plumbing practices. Ask for Folder TR-107A.



← TRANSITE WARM AIR DUCTS

The modern duct for perimeter and radial heating systems. Made of time-tested Transite for strength and corrosion-resistance — can't rust or scale. Their long lengths, light weight and easily assembled joints simplify handling, cut installation time to a minimum. Ask for Folder TR-111A.

Each of these is a Transite* product made of the Johns-Manville asbestos-cement material widely known for its durability and resistance to corrosion. Each provides dependable, economical

service on the job for which it was designed. For further information, write for literature mentioned above. Address Johns-Manville, Box 290, New York 16, N. Y.


*Reg. U. S. Pat. Off.



Johns-Manville **TRANSITE PIPE**

Designed for Better Home Construction

THE UPJOHN COMPANY'S new manufacturing building in Kalamazoo, Michigan. Auditorium, cafeteria, employee lounge and offices are air conditioned and use Kno-Draft *Adjustable* Air Diffusers throughout. *The Austin Company, Engineers and Builders.*



no one
ever felt a draft...

from a **kno-draft** adjustable air diffuser

No. 1 reason why so many Kno-Draft *Adjustable* Air Diffusers are being specified and installed these days is because they do their job right. Soundly engineered and uncomplicated in operation, they distribute air evenly and *without drafts*.

No. 2 reason is beauty. Dynamically simple in design, Kno-Draft *Adjustable* Air Diffusers are "at home" in any surroundings—whether left in their natural spun aluminum finish or painted to match the ceiling.

No. 3 reason is adjustability *after* installation. This

saves an enormous amount of slide rule figuring. A simple screw-driver adjustment balances temperature and air distribution throughout the conditioned area.

No. 4 reason is customer satisfaction. Users *like* the results they get with Kno-Draft *Adjustable* Air Diffusers. There are types and sizes to meet every need.

NEW EDITION! KNO-DRAFT DATA BOOK now in new 32-page format. Complete up-to-the-minute specifications, engineering and installation data on Kno-Draft *Adjustable* Air Diffusers. Bring your files up to date. Mail coupon today.

TRADE MARK "KNO-DRAFT" REG. U. S. PAT. OFF.

W.B. CONNOR ENGINEERING CORP.

Danbury, Connecticut

AIR diffusion • purification • recovery

In Canada: Douglas Engineering Co., Ltd.,
190 Murray Street, Montreal 3, P. Q.

W. B. CONNOR ENGINEERING CORP.
Dept. E-22, Danbury, Connecticut

Please send me the *new edition* of the Kno-Draft Data Book—without obligation, of course.

Name.....

Position.....

Company.....

Street.....

City..... Zone..... State.....

FIRST...

CHECK WHAT'S READY-MADE

IN ALUMINUM!




The best promoters of aluminum's versatility as a building material are the designers and builders themselves. Each great step forward in architecture has been brought about by a new freedom from the shackles of *weight* ...and the lightness and strength of aluminum have introduced a new era in building.

To these structural advantages, aluminum adds inherent beauty... forever free from rust...needing no protective painting. And its radiant heat reflectivity is an important bonus in roofing and siding...a means of combining, in insulation, high thermal efficiency with positive vapor barrier.

For these advantages, aluminum is specified in many forms. But the most economical forms, where they fit your purpose, are the building products *mass-produced* by Reynolds, the leaders in the field. Their applications are more versatile than may at first appear! Write for literature. Reynolds Metals Company, Building Products Division, 2015 South Ninth St., Louisville 1, Kentucky.

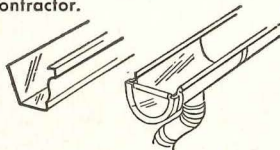
Reynolds Aluminum Residential Casement Windows in the Armour Towers Apartments, Kansas City, Mo.—Luther Willis, architect; Colliers Const. Co., contractor. These corner-welded casements are adaptable to many architectural functions. Reynolds Awning Windows are also ideal for institutional and commercial use. These and Reynolds Double-Hung Windows are all made of Reynolds own extruded shapes, superbly finished.



Five miles of Reynolds *Lifetime* Aluminum Gutters in this Overland Park, Kansas, development. H. Duncan & Mulhern, architects; George Miller, contractor.



Six buildings on Long Island roofed with Reynolds *Lifetime* Aluminum Industrial Corrugated—.032" thick with corrugations 7/8" deep.



Remember, too, Reynolds *Lifetime* Aluminum Flashing — in convenient rolls or flat sheet.



Reynolds Aluminum Reflective Insulation...embossed foil on both sides (Type B) or one side (Type C) of kraft paper. In rolls of 250 sq. ft., 25", 33" and 36" wide.



Military demands for aluminum limit supply of these products. Reynolds is rapidly expanding aluminum production. Keep checking your supply source.



REYNOLDS ALUMINUM

"The Kate Smith Evening Hour" on Television, Wednesdays — Tallulah Bankhead in "The Big Show" on Radio, Sundays — NBC NETWORKS

for time-saving,
money-saving

POWER DISTRIBUTION


SQUARE D FEED-IN DUCT

is the most efficient way to transmit large amounts of power. It provides the lowest known voltage drop—only 1.8 volts per 1000 amperes per 100 feet.


Exclusive design requires no ventilation—permits a totally enclosed, compact, dust-excluding enclosure. Rigid construction provides high resistance to heavy electrical stresses.

SQUARE D PLUG-IN DUCT


provides flexible power distribution for branch circuits. Machinery can be rearranged quickly at minimum cost. Plug-in units can be attached at frequent intervals along the length of the duct, providing power where it's needed, when it's needed.




BUSWAY FEATURES PROVE DESIGN LEADERSHIP



NEW JOINT DESIGN. Feed-in Duct joint design saves installation time and reduces maintenance cost. Duct ends are identical—unnecessary to select mating ends before positioning or hanging duct sections. Outward-facing, pre-installed bolts permit rapid assembly and easy maintenance.




ROUND BUS BARS for Plug-in Duct provide greater mechanical strength and resistance to short-circuit stresses. Circuit breaker or fusible type plug-in units are easily installed at 2-foot intervals along both sides of the duct. Plug-in stabs grip the round bus bars with exceptionally high pressure.



FLEXIBLE CONNECTORS of laminated copper join bus bars between sections—permit proper alignment, insure tight joints and provide for expansion and contraction at Plug-in duct joints. All bolt heads face outward for greater accessibility.

ASK YOUR ELECTRICAL DISTRIBUTOR FOR SQUARE D PRODUCTS



SQUARE D COMPANY

DETROIT

MILWAUKEE

LOS ANGELES

SQUARE D COMPANY CANADA LTD., TORONTO • SQUARE D de MEXICO, S.A., MEXICO CITY, D.F.

The Name **HOPE'S** *Guarantees*
HOSPITAL WINDOWS



Bon Secours Hospital, Methuen, Mass.

Curtin & Riley, Architects, Boston

Charles Logue Building Co., Inc., Contractor

HOPE'S WINDOWS, INC., Jamestown, N. Y.

THE FINEST BUILDINGS THROUGHOUT THE WORLD ARE FITTED WITH HOPE'S WINDOWS



ZURN TYPE REST ROOMS HAVE FIXTURE-BARE FLOORS



A FIXTURE-BARE FLOOR IS, AS IT IS, ALWAYS!



THE ZURN WAY RELIEVES THE WALL OF ALL THE LOAD

Immaculately clean! Cleanliness is no problem in toilet rooms where plumbing fixtures are off the floor, because there is nothing to interrupt the sweep of the broom and the swish of the mop. Fixture-bare floors reduce the day by day dollar cost of maintenance to an all-time low while lifting sanitation to a new high. A New Way of building utilizes wall type plumbing fixtures throughout, installed the Zurn Way—the simple, fast, safe way of installing wall type closets, lavatories, sinks and other fixtures. This New Way reduces the use of building material; eliminates need of suspended ceiling constructions; requires less space for walls; saves time and labor and protects rest rooms from premature obsolescence. Specify wall type plumbing fixtures installed with Zurn Wall Closet Fittings and Carriers. Write for booklet entitled, "You Can Build It (Cubic Foot of Building Space) For Less The New Way".

Write for this booklet. It tells how "You Can Build It (Cubic Foot of Building Space) For Less A New Way".



J. A. ZURN MFG. CO. ERIE, PA. U. S. A.
PLUMBING DIVISION
Sales Offices in All Principal Cities
Pre-eminent Manufacturer of Sanitary Products for the Protection of Human Health and Modern Structures



J. A. ZURN MANUFACTURING CO. • PLUMBING DIVISION • ERIE, PA., U. S. A.
Please send me the new Zurn Booklet, "You Can Build It (Cubic Foot of Building Space) For Less A New Way."

Name and Title

Company

Street

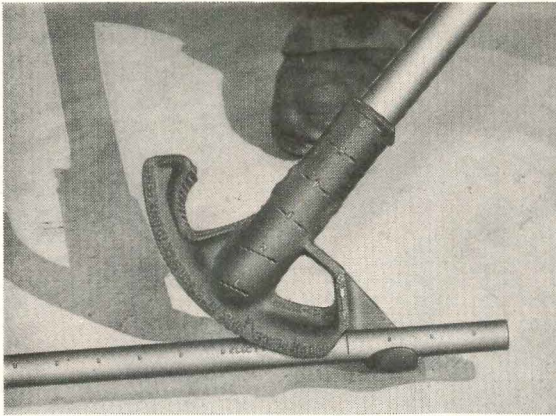
City and State

Please attach coupon to your business letterhead. Dept. AR


Rest Rooms with Fixture-Bare Floors in These Buildings and Hundreds of Others:

OFFICE BUILDINGS: Farmers Mutual Insurance Company, Madison, Wis. • New Hampshire Fire Insurance Building, Manchester, New Hampshire • Southwestern Bell Telephone Co., Toll Building, Houston, Texas • International Business Machines, Endicott, N. Y. • General Food Building, Newark, N. J. • The Texas Company, Minneapolis, Minn. • Humble Oil Company, New Orleans, La. • **EDUCATIONAL BUILDINGS:** Fisher Memorial Dormitory, University of Notre Dame, Notre Dame, Ind. • Maple Heights High School, Maple Heights, O. • Dilworth School, Salt Lake City, Utah • New Engineering Laboratory, Virginia Polytechnic Institute, Blacksburg, Va. • Medical Research Building, University of Michigan, Ann Arbor, Mich. • **INDUSTRIAL BUILDINGS:** DeLaval Separator Company, Poughkeepsie, N. Y. • Houston Lighting and Power Company, Houston, Texas • Berkshire Knitting Mill, Andrews, N. C. • Minneapolis Honeywell Regulator Co.,

Minneapolis, Minn. • Chrysler Corporation, Trenton, Mich. • Dan River Mills, Philadelphia, Pa. • Court House and City Hall Building, Minneapolis, Minn. • Oregon State Penitentiary, Salem, Oregon • **HOSPITAL BUILDINGS:** Cuyahoga County Chronic Hospital, Warrensville, O. • National Jewish Hospital, Denver, Colo. • Terrell State Hospital, Terrell, Texas • Memorial Hospital, Algoma, Wis. • Central State Hospital, Petersburg, Va. • Oakwood Hospital, Dearborn, Mich. • **TERMINAL BUILDINGS:** New Norfolk and Western R. R. Warehouse, Roanoke, Va. • Holland American Line Terminal, Hoboken, N. Y. • New Greyhound Terminal, Phoenix, Ariz. • **MERCANTILE BUILDINGS:** Emporium, Oakland, Cal. • Sugarland Shopping Center, Sugarland, Texas • Federal Stores, Cleveland, O. • Macy's Kansas City Store, Kansas City, Kan. • Rexall Drug Company, National Headquarters Building, Los Angeles, Cal. •



EASY TO BEND



EASY TO CUT

ELECTRUNITE E. M. T. the lightweight threadless Raceway that completely protects conductors with steel

Conductors are fully protected from fire, moisture, and mechanical injury when they're housed in ELECTRUNITE E.M.T. . . . the strong-and-light steel raceway that carries the inspection of Underwriters' Laboratories and meets requirements of The National Electric Code for exposed, concealed, and concrete locations.

Ease of installation is another advantage of ELECTRUNITE E.M.T. It's easy to bend accurately . . . exclusive "Inch-Marked"® feature, plus the ELECTRUNITE Handy Bender, assures accurate bends. You can cut ELECTRUNITE E.M.T. quickly with a hacksaw. Easy-to-use compression fittings eliminate thread cutting and permit rapid, moisture-tight assembly of runs without turning whole lengths of raceway. The exclusive inside-knurl feature makes wirepulling fast and trouble-free.

REPUBLIC STEEL CORPORATION
STEEL AND TUBES DIVISION
224 EAST 131st STREET • CLEVELAND 8, OHIO



EASY TO INSTALL



EASY TO PULL THROUGH



Republic
ELECTRUNITE E. M. T.



Fabron

1952.....

Announcing...

THE NEW FABRON COLLECTION— UNSURPASSED IN THE BEAUTY AND RANGE OF ITS COLORS AND PATTERNS

■ In the new Fabron collection, you'll find colors that sparkle in gay, lively accents . . . colors that parade in deep and luxurious "decorator tones" . . . colors that soothe in delicate pastel tints! You'll find geometrics . . . textures . . . abstracts . . . florals . . . plaids —yes, even "juveniles"! In short, you'll find a collection styled to meet your every decorative need . . . and at a cost within even the average budget.

Best of all, you'll *still* find in FABRON the most *practical* answer to your wall decorating problem. For, only with FABRON, is decoration wedded with long-term durability . . . positive protection against plaster-cracks . . . unlimited washability . . . sunfast colors . . . easy installation . . . and—of vital importance—*fire-protection certified by the Underwriters' Laboratories.*

Whether you're familiar with FABRON or not—whether you've observed first-hand its unmatched service and performance . . . or are just in the "I want to be shown" stage—you'll want to find out more about this new collection. Why not mail the coupon—today!



FREDERIC

Blank

& COMPANY, INC.

ESTABLISHED 1913

The institutional field's only specialists
in plastifused fabric wall coverings.

230 PARK AVENUE, NEW YORK 17, N. Y.

Represented in Canada by the Robert Simpson
Company, Ltd.—Special Contract Division

Frederic Blank & Company, Inc.
230 Park Avenue, New York 17, N. Y.

- I am interested in seeing the new Fabron patterns
 Please also send me descriptive literature

Name _____

Title _____


Just fill in, clip to your letterhead and mail

AR 2-52


"How we save \$20,000 a year— USING COAL INSTEAD OF OIL"



Louis G. Notte,
Chief Power Engineer,
Little Falls Laundry,
Little Falls, N. J.




To this plant in Little Falls 500 employees come to take care of the laundry for an estimated 100,000 people. And from this plant 100 trucks travel to customers across a 5,000 square-mile area! The laundry depends on coal to provide all electric power and lights—heat for all buildings—steam for hydraulically-operated machines—steam for pressers and dryers.



◀ The pulverizer from which coal is blown into the boiler. Before this operation, the laundry employs a conveyor belt to feed a precrusher. From there, conveyors carry the coal to the 100-ton hopper which feeds the pulverizer. *Modern coal devices slash labor costs—make coal's basic economy even greater.*

A section of the modern coal-fired boiler. With ▶ equipment like this it's possible to add 10% to 40% to the power derived from the same amount of coal in years past—to bring over-all boiler efficiency to 85% or more.



If you're running your own steam plant, here are a few down-to-earth facts you don't want to miss!

COAL in most places, is today's most economical fuel.

COAL resources in America are adequate for all needs—for hundreds of years to come.

COAL production in the U. S. A. is highly mechanized and by far the most efficient in the world.

COAL prices will therefore remain the most stable of all fuels.

COAL is the safest fuel to store and use.


COAL is the fuel that American industry can count on more and more—for with modern combustion-and-handling equipment, the inherent advantages of well-prepared coal net even bigger savings.

● Plants that use coal are in an enviable position—at the present and for the future. *For they are more certain than the users of other fuels of a dependable fuel supply—at stable prices.* The reasons are compelling. Of America's total fuel reserves, 92% is coal: Even today, oil is *imported* while this country can and does *export* coal. In addition—this country's mines are the most highly mechanized and efficient in the world.

To get *all* the great economy that coal is capable of delivering—to find out how much more efficient and dependable a job coal and the very latest coal-fired equipment can do—call in a competent consulting engineer. He'll recommend the right equipment for your specific needs. Then you'll see exactly why coal *on a performance basis, on a dollars-and-cents basis . . .* is your best fuel buy, by far!

BITUMINOUS COAL INSTITUTE

A Department of National Coal Association, Washington, D. C.

FOR HIGH EFFICIENCY  FOR LOW COST

YOU CAN COUNT ON COAL!



25"
—
32

of Solid Beauty

■ Here's beauty that's not just "skin deep." Bruce Blocks are made of solid hardwood strips, 25/32" thick. Even after many years of hardest wear, this floor can be refinished to look just like new. Its beauty never wears off, its natural colors never fade. And the smart, functional design of a Bruce Block Floor will match even the most modern interior.

Bruce Blocks are ideal for all types of construction . . . can be laid in mastic over concrete slab or blind-nailed over wood subfloor. They are available unfinished or finished at the factory. To save time and money and to give owners a superior finish, specify *Prefinished* Bruce Blocks . . . ready to use as soon as laid. See our catalog in Sweet's File. Write us for booklet with room photos in color.




Bruce Block Hardwood Floors

PRODUCT OF E. L. BRUCE CO., MEMPHIS 1, TENN.
World's largest maker of
hardwood floors

Time-Proven Choice


for schools . . . for hospitals!



CORBIN

**"900" Series
Unit Lock**

*five minutes
to install
... Years of
trouble-free
service*



It has been proven in time tests and confirmed through the years, that it takes an average workman only five minutes to install a factory-assembled Corbin Unit Lock. That's faster than any other type of lock! The economy of this labor saving, coupled with their handsome appearance, quiet operation and rugged security, make Corbin "900" ideal for installation in hospitals and schools.

Corbin Unit Locks can be master-keyed with other Corbin cylinder locks. They are made in functions and finishes to meet every normal hospital or school need.

Specify Corbin "900" Unit Locks. For long service, for fast application . . . it's the time-tested choice.

P. & F. Corbin Division

The American Hardware Corporation
New Britain, Connecticut, U.S.A.

GOOD BUILDINGS DESERVE GOOD HARDWARE

CORBIN

NOT YET PAINTED

but . . . *SAFE!*



NEW **Crawford**
Magi-Cote PROCESS

seals all surfaces (*including those not usually painted*) against moisture, fungus, molds, dry-rot, insects, etc.

EACH section of each Crawford-built door (east of the Rockies) now undergoes a 3-minute Magi-Cote Process immersion in colorless liquid chemical seal which closes wood pores to all destructive elements.

Magi-Cote penetration is such that a 10' x 10' door drinks up five quarts of liquid. Sections are then air dried. Magi-Cote effectively seals all surfaces (including those usually left unpainted) against moisture, fungus, molds, dry-rot, insects, etc. It protects the door against soiling during erection and against moisture while it is waiting for

whatever finish is to be applied. Because it controls the porosity of the wood, it is an excellent base for varnish or paint, and gives these finishes superior stand-out and durability because their binders are not absorbed but stay where they belong, in the material, on the surface.

When you specify Crawford-built doors (Marvel-Lift, Fleetwood, Stylist or Door-master, all sizes, all models, east of the Rockies) your client gets Magi-Cote Process protection as standard.

A sample of Magi-Cote treated wood is yours for the asking.

*"Standard
of the
Industry"*



CRAWFORD DOOR COMPANY

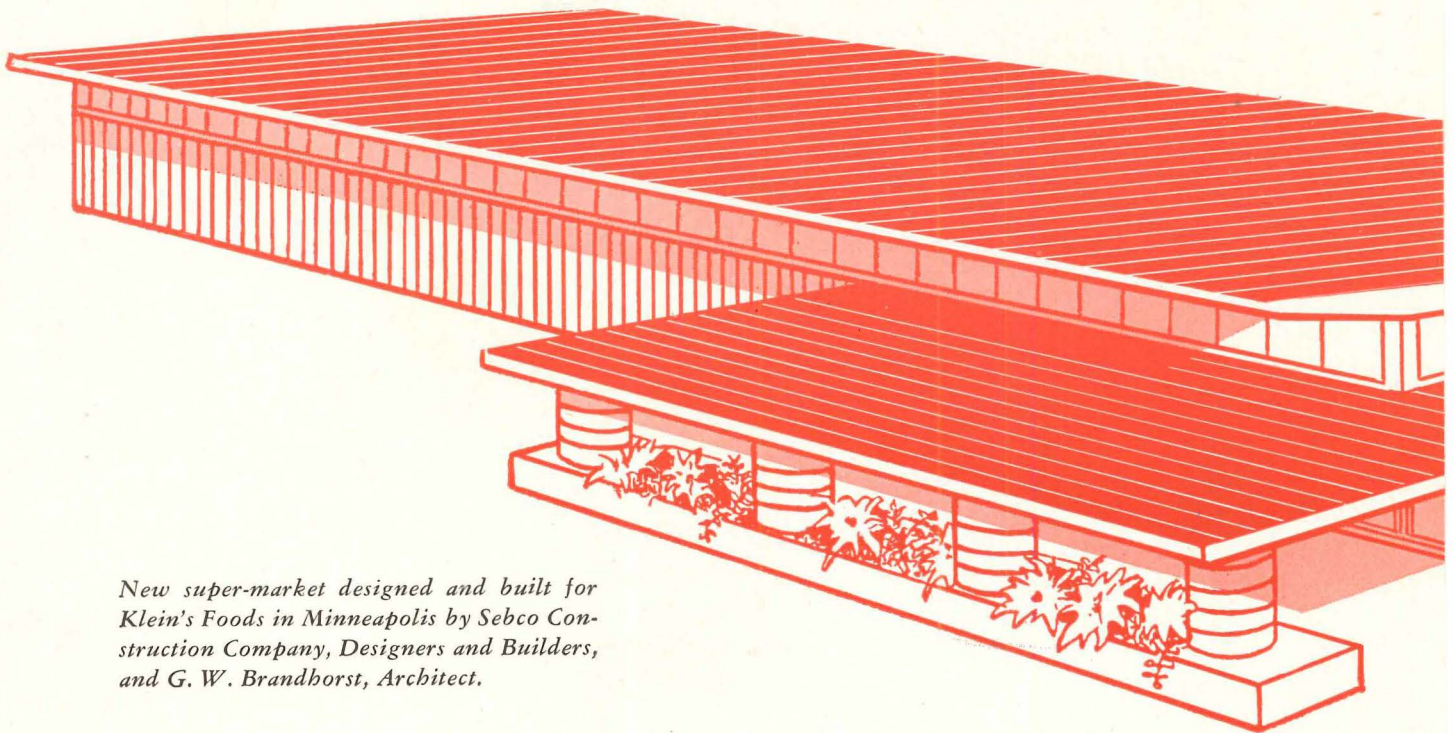
Main Plant: 83-401 St. Jean Ave., Detroit 14, Michigan

FABRICATING PLANTS in Portland • Tacoma • Los Angeles
San Francisco • Dallas • Kansas City • Chattanooga • Milwaukee
Hudson • Cadillac • Williamsport • Ottawa, Canada.

DISTRIBUTING WAREHOUSES in 79 major cities.

SALES AND SERVICE companies everywhere.

A ROOF THAT'S A CEILING




New super-market designed and built for Klein's Foods in Minneapolis by Sebco Construction Company, Designers and Builders, and G. W. Brandhorst, Architect.

Here a Wheeling representative takes a close-up look at fixtures, fastened directly to roof structure.



Sense of perspective and depth is enhanced by parallel lines of roof deck, serving both as roof and ceiling.



Tri-Rib Roof Deck is but one of many Building Materials for which Architects and Builders turn to Wheeling. The Wheeling line of building materials includes:
Steelcrete Reinforcing Mesh • Expanded Metal • Metal Lath and Metal Lath Accessories • Tri-Rib Steel Roof Deck • ExM Angle Frame Partitions • ExM Vault Reinforcing to meet # 10 Insurance Classification


WHEELING CORRUGATING COMPANY • BUILDING MATERIAL DIVISION

ATLANTA BOSTON BUFFALO CHICAGO COLUMBUS DETROIT KANSAS CITY LOUISVILLE MINNEAPOLIS NEW ORLEANS

TOO... IT'S WHEELING


TRI-RIB STEEL

ROOF DECK!



In this Minneapolis super-market, Sebco Construction Company achieves an unusually "wide-open" interior, made possible through use of Wheeling Tri-Rib Roof Deck. Because of its lightness, Tri-Rib allowed use of longer span joists, lighter roof structure and lighter supporting members—a saving of 25 lbs. of supports for each 100 square feet of deck! Taking advantage of Tri-Rib's pleasing appearance, the designers omitted underfinish, permitting the deck sheets themselves to form the "ceiling." The long parallel lines of the ribs thus add to the perspective and sense of space.

Spaciousness of interior is clearly seen here, with minimum of columns—even those of lightest weight.

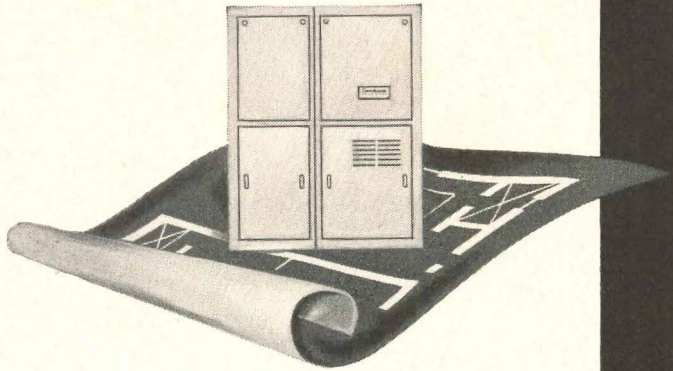


WHEELING, WEST VIRGINIA

NEW YORK PHILADELPHIA RICHMOND ST. LOUIS


How would you do it?

If you were commissioned to design a house around air conditioning, would the air conditioning affect your design?




We think it would

We've seen air conditioning at work before. We've seen it revolutionize the textile industry, we've seen it redesign skyscrapers. That's why, when we developed the new Carrier Weathermaker Air Conditioner for homes, we thought of it in terms of a new kind of home . . . a Weathermaker Home.



We asked around

We asked architects . . . and we asked builders. And they told us that a Weathermaker Home could be more compact, that it wouldn't need to use its windows for ventilation, that it would be simple to orientate. They told us that it might cost no more than a conventional home. And that it could be a much better home.



What do you think?

What do you think? How would you design a Weathermaker Home? Would it be all-glass or no-glass? Would it take its cue from the compass or blithely ignore the compass to face a view? We'd be glad to send you a book we've had written on the idea — and the facts on the Weathermaker Air Conditioner.

CARRIER CORPORATION
312 S. Geddes Street, Syracuse 1, N. Y.

Please send me "How to Have a Carrier Weathermaker Home."

Name _____

Street _____

City _____ State _____

Carrier

AIR CONDITIONING • REFRIGERATION


look!
 ...it must be a
Streamline[®]
 fitting!




Streamline[®] solder type fittings are really made to last... and they'll make a neater, quicker installation

If Cleopatra's plumber had used STREAMLINE fittings we wouldn't be surprised if they would still be in pretty serviceable condition today. For STREAMLINE solder type fittings are really made to last. They cannot rust, they're not loosened by vibration and they're virtually free from clogging. STREAMLINE fittings assure a snug-fitting, tightly joined system that tests leak-proof on the first try and doesn't develop leaks later. When you install STREAMLINE fittings, you can be sure you're installing a permanently reliable conducting system whether for plumbing, heating, air conditioning or industrial use.

And here's something else... because of their design, precision manufacture and accurate dimensions, STREAMLINE solder type fittings can be installed quickly and the uniform depth of the solder joints makes it easy to compute the exact length of tubing needed. Thus STREAMLINE fittings not only assure a permanent installation, they also reduce job cost and increase the number of installations a contractor can handle.



STREAMLINE wrought and cast fittings are available in a complete range of standard sizes.



See your jobber for further information or write for catalogs S-351 and W-251 describing our complete line of STREAMLINE wrought copper and cast bronze fittings.




MUELLER BRASS CO. PORT HURON 7, MICHIGAN

a design study for The Mosaic Tile Company to illustrate uses for ceramic tile in an automobile showroom

by Victor Gruen, A.I.A.
8640 Santa Monica Boulevard
Hollywood, California

As colorful showroom walls.

As time-defying, weatherproof
out-of-door planting beds.



Yesterday, ceramic tile was but a *bit* player on the automotive stage! Today, ceramic tile can be the "Star of the Showroom" . . . play a major sales role in present and future automobile merchandising plans.

Why? Simply because Mosaic Tile gives an amazing combination of beauty, color, permanence and "rock-bottom" maintenance expense . . . plus that much sought-after atmosphere of quality and prestige!

Models change . . . but Mosaic Tile — never! It's a hard-as-nails material with qualities of permanence and low-maintenance ideally suited for walls and floors in sales, service, maintenance and lubrication areas. The smooth, pit-and-pore free surface of Mosaic Tile resists the penetration of dirt and grease . . . is easily cleaned by conventional methods. And, the *first cost* is literally the *last cost*, for Mosaic Tile won't burn, warp, crack or fade — it wears and wears but doesn't wear out!

How Mosaic Tile may assume a star's role in the automotive field is revealed by this design study, made by Victor Gruen, A. I. A., Hollywood, California.

The results, including sketches and floor plan, have been incorporated into a six-page, full-color folder which is available to you now. For details on how to receive your *free copy*, see the adjoining page!

**Send
for this
folder
TODAY!**

Branch Offices

Atlanta, Georgia
780 Ponce de Leon Place
Phone: Elgin 0754

Boston, Massachusetts
384 Main Street, Waltham 54
Phone: Waltham 5-7292 & 5-7202

Chicago 51, Illinois
3712 LeMoyne Street
Phone: Capital 7-5120

Detroit 34, Michigan
20230 Sherwood
Phone: Twinbrook 3-1254

Hollywood 38, California
829 North Highland Avenue
Phone: Hillside 8238



● Areas where Mosaic Tile performs a major selling and service job in a truly-modern automobile showroom!

● As showroom floors of lifetime beauty and utility.

● As intriguing, moisture-resistant decorative panels at service and receiving entrance.

● As trouble-free facing, traffic directional insets, drive and walkways.

● As attractive curb areas defining drive and walkway.



There's a place in your files for this folder; a place in all of your building and remodeling plans for Mosaic Tile. A letter on your business stationery will bring you a copy of this idea-inspiring folder free of charge. Write Dept. 30-7, The Mosaic Tile Company, Zanesville, Ohio. Contact any Mosaic office shown here for information on the many types of Mosaic Tile.

THE MOSAIC TILE COMPANY
(Member—Tile Council of America)



Offices, Showrooms and Warehouses across the nation
Over 4000 Tile Contractors to serve you

Little Rock, Arkansas
1709 East 9th Street
Phone: 5-7251

Philadelphia, Pennsylvania
6229 West Girard Avenue
Phone: Granite 4-7116

San Francisco, California
245 Loomis Street
Phone: Valencia 6-3924

Miami, Florida
7250 N. E. 4th Court
Phone: 89-4329 & 89-8812


Portland 14, Oregon
43 S. E. Salmon Street
Phone: Fillmore 3717

Seattle 4, Washington
538 First Avenue, So.
Phone: Mutual 2213

New York 17, New York
101 Park Avenue
Phone: Murray Hill 3-2768

Salt Lake City 8, Utah
560 Gale Street
Phone: 9-8285

Washington, D. C.
P. O. Box 32, Fairfax, Virginia
Phone: Fairfax 144



Beautiful Weldwood Fire Doors,
in the offices of Arthur Andersen
and Co., New York City.

Architects: George B. Post and
Sons.



And Now . . .

WELDWOOD PARTITION PANELS

Like Weldwood Fire Doors, Weldwood Partition Panels have all the beauty of luxurious wood . . . offer positive protection against fire.

Like Weldwood Fire Doors, these partition panels have the incombustible Kaylo* Core.

They are made in 2 types — with either non-treated or fireproofed wood edge banding.

Readily adaptable to low railing and full ceiling height partitions — and easily movable — they are ideal for use in offices, hospitals, schools and other institutions.

Can be obtained with such choice veneers as ash, avodire, birch, elm, gum, Korina, oak, mahogany, prima vera and walnut.

Write for illustrated new booklet — just off the press.

*Reg. Trade-mark Owens-Illinois Glass Co.

Opens eyes wide . . .

Shuts fire off tight!

One glance can tell you more than a bookful of words . . . about the soft, luxurious beauty of the Weldwood Fire Door

. . . and the warm, welcoming atmosphere it imparts to a reception room or office.

But you can *take our word* for THIS: Weldwood Fire Doors have much more than *appearance* on their side!

When *they* are on the job, *no fire can pass* or spread!

The secret of this great protective quality lies in

the door's unique construction. Choicest domestic and imported wood veneers are bonded to an incombustible mineral core — winning for the Weldwood Fire Door the Underwriters' Label for Class B & C openings.

In addition, the Weldwood Fire Door offers exceptional stability . . . extraordinary durability . . . and is proof against rot, vermin and decay. It's unusually *lightweight*, too.

Send for complete information about the Weldwood Fire Door today.

United States Plywood Corporation carries the most complete line of flush doors on the market including the famous Weldwood Fire Doors, Weldwood Stay-Strate Doors, Mengel Hollow-core Doors, Mengel and Algoma Lumber Core Doors, 1 3/8" and 1 3/4" with a variety of both foreign and domestic face veneers.

WELDWOOD® FLUSH DOORS

Manufactured and distributed by

UNITED STATES PLYWOOD CORPORATION

55 West 44th Street, New York 18, N. Y.

Branches in Principal Cities • Distributing Units in Chief Trading Areas
Dealers Everywhere

FREE portfolio of detailed drawings shows **NEW** designs for **SHEET METAL** work

—use **COPPER** wisely—the drawings tell you how!

Anaconda building specialists are frequently called upon to aid in the designing of sheet metal work which requires a minimum use of sheet copper for maximum protection of buildings from weather. The problems which we help to solve are commonly encountered—so we feel that our suggested solutions will be of interest to everyone connected with the building industry. Therefore we have prepared a portfolio of drawings which show suggested details of new or improved methods of sheet metal work. Its size permits handy filing. A set is waiting for you. Fill in and mail the coupon now.

5240



for better sheet metal work—use

ANACONDA[®]

COPPER

The American Brass Company, Waterbury 20, Conn.

Please send me my copy of Portfolio SW.

NAME.....

TITLE.....


COMPANY.....

STREET.....

CITY.....ZONE.....STATE.....

COPPER SHEET METAL WORK

We suggest that you keep this folder in your permanent architectural file. Additional drawings will be issued periodically covering other sheet metal work frequently encountered in residential and commercial construction.



A ROOF SHOULD BE *more* THAN A COVERING!

That's why a Ruberoid water-cooled built-up roof was chosen for the Hochschild, Kohn & Co. furniture store in Baltimore, Md. A lot of care and thought goes into the selection and construction of a good roof. Merchandise, equipment and property should be lastingly safeguarded against all sorts of weather, wet and dry spells, heat and cold. And the right roof can make an important contribution to working conditions by aiding in temperature control and reducing the load on air-cooling equipment.

More and more architects are now specifying water-cooled roofs, a decided plus factor in offering better value to clients. They know that a dry roof on a hot summer day has a heat

flow factor of 11 BTU's per hour per square foot. The heat flow factor is reduced to 4.7 BTU's when that same roof has one inch of water covering it. They know, too, that the *right* roofing specifications applied by experienced. Approved Ruberoid Roofing Contractors are essential ingredients. A Ruberoid Built-Up Roof fulfills all these requirements.

You are bound to find the Ruberoid Built-Up Roofing Specification Book and Built-Up Roof Selector invaluable in planning more efficient roofs, no matter what type of roofing problem you may have. If you don't have these aids, write on your letterhead for your free copies. The Ruberoid Co., 500 Fifth Ave., New York 18, N. Y.



HOCHSCHILD, KOHN & CO.

Architects:

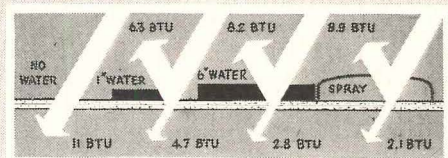
- Abbott-Merkt, New York, N. Y.
- James R. Edmonds, Assoc., Baltimore, Md.

General Contractors:


- Morrow Bros., Baltimore, Md.

Applicators:

- John O. White & Sons, Baltimore, Md.




The relative cooling effect of a roof pool is graphically demonstrated in this diagram. The pool depends primarily upon reflection or water evaporation for effectiveness. Based on controlled scientific tests, the chart shows that water in any form is an excellent barrier to solar radiation.



The RUBEROID Co.

ASPHALT AND ASBESTOS BUILDING MATERIALS

Save with SAFER...SURER
AB BREAKERS



ONE OF 2500 WESTINGHOUSE
CIRCUIT BREAKERS INSTALLED
IN THE GULF BLDG., PITTSBURGH


18 YEARS OF CONTINUOUS SERVICE without failure, replacement or maintenance

2500 thermal-type branch circuit breakers, installed and then forgotten, in the Gulf Building, Pittsburgh, Pa., have written an unparalleled story of circuit protection. B. E. Moore, Building Superintendent, reports that after 18 years of service without failure, replacement or maintenance, these breakers were recently checked in random tests and were found to be "as good as new". On both overload and short circuit protection, they performed precisely to their original specifications. And on inspection, mechanical parts and contacts were found to be in "excellent condition".

What better proof can we give you that when you install Westinghouse Circuit Breakers you install the

finest in dependable, grief-free equipment. They are miserly with maintenance time, too—when trouble is cleared from the circuit, a flip of the breaker handle restores power instantly. No running after fuses, nothing to replace, nothing extra to buy.

For assistance on any circuit protection problem, contact your nearest Westinghouse office, or write for Bulletin No. DB-29-060, Westinghouse Electric Corporation, Box 868, Pittsburgh 30, Pa. J-30049



YOU CAN BE SURE.. IF IT'S
Westinghouse


AB CIRCUIT BREAKERS

THE COMPLETE LINE




Specify Goodall Seamloc* Carpeting

for these 4 plusses



Remington Rand, Inc., New York, carpeted the office of A. N. Seares, Vice-President with Goodall *Sampson* in harmonious Taupe.



The Fidelity Trust Company, Pittsburgh, achieves elegance in this office with Goodall *Sampson* ... the color, Turquoise.



The California Packing Corp., San Francisco, color-keys the office of its Vice-President with Goodall *Sampson* in Willow Green.

1. Wide Color Range:

You'll marvel at the richness, softness, and clarity of Goodall Seamloc's colors. Colors with the subtle variations you need for true decorator beauty. Goodall's Luxuria, Araby, and more than any other wool carpeting. Every Goodall quality, of course, comes in a wide range that meets every decorating theme.

2. Velvet, Hard Twist and Loop Pile Qualities:

Seamloc is available in many qualities. Your dealer will help you select the one that is exactly right for your particular job.

3. Easier Installation:

Seamloc comes in 4½' widths to fit rooms of every size with less waste. Special seam construction allows practically invisible seams. Seamloc makes special insertions of design or color possible without custom-weaving. Seamloc can be moved elsewhere ... re-cut and re-laid ... even cigarette burn repairs scarcely show. And the "welded" seams have a tensile strength of 70 pounds to the square inch ... 2½ times stronger than sewn seams.

4. Long Wear:

Goodall Seamloc is *Blended-to-Perform* of selected all wool yarns. That means long wear, greater resilience, greater luxury. Double backing holds the rich pile in and up ... allows Seamloc to be washed right on the floor. See any of the dealers listed below ... get the right Seamloc carpeting for office, store, institution, and housing project installations.

© 1952, Goodall Fabrics, Inc. Subsidiary, Goodall-Sanford, Inc.
(Sole Makers of World-Famous PALM BEACH* Cloth)

GOODALL FABRICS, INC. • NEW YORK • BOSTON
CHICAGO • DETROIT • SAN FRANCISCO • LOS ANGELES

*Registered Trade Marks

• These key distributors will supply you with Goodall Seamloc Carpeting immediately!

ATLANTA: Vol T. Blacknall Co. BOSTON: Ben Elfman Carpet Co., A. J. Wallace Mfg. Co.
BUFFALO: Bickford Brothers Co. CHICAGO: American Rug & Carpet Co. CUMBERLAND:
Felix Half & Brother, Inc. DALLAS: American Rug & Carpet Co. DENVER: American Rug
& Carpet Co. DETROIT: Edson Moore & Co. FRESNO: D. N. & E. Walter & Co. KANSAS
CITY: American Rug & Carpet Co. LOS ANGELES: D. N. & E. Walter & Co. MILWAUKEE,
MINNEAPOLIS: American Rug & Carpet Co. NEW ORLEANS: Brown & Demaré. NEW YORK,
PHILADELPHIA: American Rug & Carpet Co., Inc. PITTSBURGH: Felix Half & Brother, Inc.
PORTLAND, SALT LAKE CITY, SAN DIEGO, SAN FRANCISCO, SEATTLE, SPOKANE:
D. N. & E. Walter & Co. ST. LOUIS: American Rug & Carpet Co. WASHINGTON, D. C.:
American Wholesalers.



you are looking at



**new wonder wood of
Associated Plywood Mills, Inc.**

Sea Swirl is a decorative plywood, made from superior grades of Douglas fir plywood. Interior and exterior types are available in 4'x8' size, 5/16" thickness. (Other sizes on special order.)

Uses are unlimited in remodeling or new residential and commercial construction: for walls, ceilings, built-ins, furniture.

Sea Swirl is available at APMI Sales Warehouses, as is regular Douglas fir plywood, exterior and interior grades. Contact the warehouse nearest you or write for illustrated booklet.

Associated Plywood Mills, Inc.





PLYWOOD MILLS:
Eugene and Willamina, Oregon


APMI SALES WAREHOUSES

925 Toland St., San Francisco, California; 4814 Bengal St., Dallas, Texas; 4003 Coyle St., Houston, Texas; 4268 Utah St., St. Louis, Missouri; 1026 Jay St., Charlotte, North Carolina; 111 W. Welborn St., Greenville, South Carolina; Eugene, Oregon.

He can have



HERMAN NELSON LEADERSHIP—the result of constant research—Developments from Herman Nelson are the result of exhaustive testing carried on in field laboratory projects using the most modern electronic equipment and progressive methods. Research, not conjecture, evolved DRAFT|STOP—the practical solution to control of drafts and efficient heating and ventilating in the modern classroom.



**GERMICIDAL LAMPS
NOW AVAILABLE IN DRAFT|STOP.**

Another Herman Nelson engineering first! General Electric Germicidal Lamps are now available as an accessory in DRAFT|STOP units. Ultraviolet rays disinfect the air passing through the unit, provide air as pure as if the unit were always pumping more than twice the usual volume of outdoor air into the room.

spring climate *all year round*

Pick out the month you consider ideal for work and study in your section of the country. It's April or May most likely. This same ideal climate is now being brought indoors to schoolrooms year 'round by the Herman Nelson DRAFTISTOP system.


DRAFTISTOP provides an entirely different and superior answer to the heating and ventilation needs of the modern schoolroom. It overcomes the problem of drafts created by large window areas by intercepting the cold air from the windows before it spills into the room. The captured cold air is either drawn into the unit and heated or expelled from the building.

DRAFTISTOP is completely automatic. It introduces outside air only as needed to satisfy *true* ventilation requirements of the room. It tempers the outside air before circulating it; it re-circulates a portion of the room air so there is no necessity of heating a constant flow of outside air.


DRAFTISTOP also provides *cooling action* when needed by drawing in enough outside air to reduce temperatures to proper levels.

By providing the proper heating, cooling and ventilation *without* drafts Herman Nelson DRAFTISTOP creates the perfect indoor climate for work and study. It should be part of your plans for a new school building or a modernization program. For further information write Dept. AR-2, Herman Nelson Division, American Air Filter Company, Inc., Moline, Illinois.


Columbus Boys Academy, Columbus, Ohio. Headmaster, Sumner F. Dennett; Architect, Dan A. Carmichael, Jr.; Consulting Engineer, Robert S. Curl. Newest addition to one of the Midwest's oldest and best known boys' schools is fully equipped with DRAFTISTOP.




South Ward Elementary School, Lewisburg, Pennsylvania. Supervising Principal, Robert E. Beckman; Architect, Malcolm A. Clinger. There is spring climate inside this school year 'round because it's equipped with DRAFTISTOP Unit Ventilators.




John Laidlaw School, Western Springs, Illinois. Superintendent of Schools, James V. Moon; Architects, Berger, Kelley and Samuelson; Consulting Engineer, Beling Engineering Consultants. Modern equipment for this most modern school includes famous DRAFTISTOP Unit Ventilation equipment.




DRAFT STOP HERMAN NELSON
SYSTEM OF CLASSROOM
VENTILATION




One of Several Classrooms



Library and Study Room



Basic Chemistry and Science Laboratory



Nutrition Laboratory

Architect Chooses *Wakefield Grenadiers* for School of Nursing

Hampson and Fisher, architects
Springfield Electric Company, electrical contractor

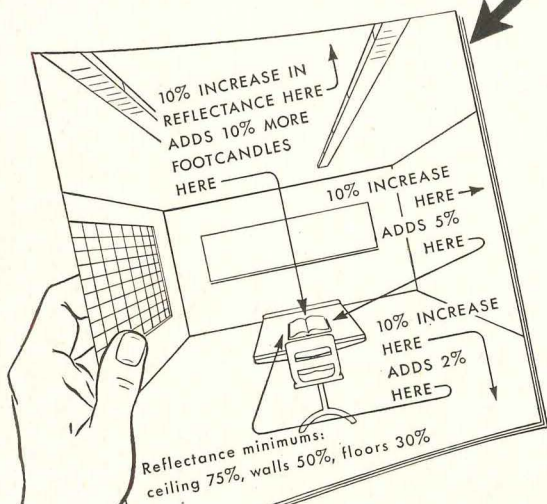
Soon, up to 165 student nurses will be in training in the new School of Nursing of St. Luke's Hospital in Pittsfield, Massachusetts. In the specialized instruction rooms—fifteen in all—Architect John H. Fisher has provided a comfortable visual environment for study and instruction, using Wakefield two-lamp fluorescent Grenadiers. These photographs show four of the special training rooms, where the nurses will learn dietetics, basic chemistry and hospital nursing practice.

A direct-indirect fluorescent luminaire, the Grenadier provides diffused light from lowers and through the white translucent plastic side-panels. Half of the light is directed upward and reflected from the ceiling. The Grenadier is available in a variety of mountings, and for use with two or four bi-pin or slimline lamps.

Grenadiers are designed to keep maintenance costs low. All reflecting surfaces are turned downward so that a minimum of dust collects. Dust films can easily be wiped off. For regular maintenance, the louvers and side panels can be quickly removed.

THE F. W. WAKEFIELD BRASS COMPANY, VERMILION, OHIO

Get the light you pay for...

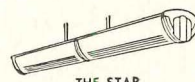


Wakefield Over-ALL Lighting

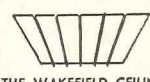
BASIC FOR CO-ORDINATED CLASSROOMS



THE COMMODORE



THE STAR



THE WAKEFIELD CEILING





Girls' Washroom, Standard Pressed Steel Co., Jenkintown, Pa.

Send for your copy of this booklet today.



AMERICAN-OLEAN TILE COMPANY

Executive Offices, 930 Kenilworth Ave., Lansdale, Penna.

NEW

Booklet Shows You How to **RAISE MORALE** and **LOWER** **MAINTENANCE COSTS**

Among the major sources of personnel gripes are unsightly and outmoded washrooms—and their costs in janitor service and maintenance expenses are high.

American-Olean's new 20-page full color booklet gives you the full story on how to cut out refinishing and repainting expenses . . . how you can help your client slash janitor costs to the bone. And it explains why clean, colorful American-Olean tile installations boost workers' morale and help eliminate one of labor's four major complaints against management.

It's the only book of its kind! Page after page of color photographs of actual installations, with specifications. Send for your file-size copy today.

AMERICAN-OLEAN TILE COMPANY
930 Kenilworth Ave., Lansdale, Pa.

Gentlemen:

Please send me my free copy of Booklet 300, Modern Industrial Washrooms.


Name _____ Title _____

Firm Name _____

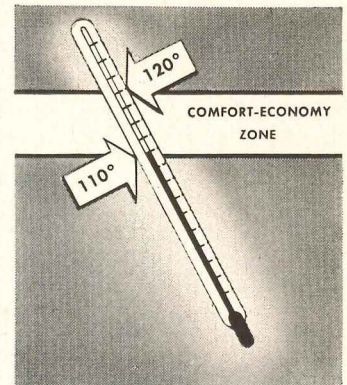
Street _____

City _____ State _____


COMPARE...



Horizontal (Illustrated), Vertical Delivery and Power-Throw types for steam and hot water. Gas-Fired units also available.



Discharge air temperatures of 110°-120° F are correctly related to air velocities— assure perfect heating comfort, lower fuel costs.




Direct-from-pipe suspension is safe and economical, with no hanger-rods. Heated air stream may be easily redirected over full 360°.

for comfort and economy Modine Unit Heaters top the field

Yes, on every count, Modine Unit Heaters stand out. For balanced heating performance . . . for high fuel economy . . . for long years of trouble-free service—Modine is first choice of experienced heating men. *Compare*—you'll choose Modine every time. Modine Mfg. Co., 1510 DeKoven Ave., Racine, Wis.



Write for Bulletin 149-A, "Modine Unit Heating." Or contact your Modine representative listed in your classified phone book.



Built-in velocity generator effectively steps up heat throw. This assures positive heat penetration of cold air strata near the floor.

Modine UNIT HEATERS

U-1133



Stopping Rust with
RUST-OLEUM
769 D.P. Red Primer



Look for this label. Be sure
it's genuine RUST-OLEUM!

RUST-OLEUM

**All Colors, Aluminum and White—
Beautifies As It Protects!**

This practical coating may be applied directly over surfaces already rusted without removing all the rust! Simply wirebrush and use sharp scrapers to remove rust scale and loose particles . . . sandblasting and chemical pre-cleaning are not usually required. Easy to apply by brush, dip, or spray . . . dries to a firm, pliable coating. Cut your maintenance costs, save metal — with RUST-OLEUM! Prompt delivery from Industrial Distributor stocks in principal cities.

RUST-OLEUM CORPORATION
2511 Oakton Street, Evanston, Illinois



FREE SURVEY: A RUST-OLEUM specialist will gladly survey your rust problems. He'll make specific tests and recommendations. No cost or obligation. See Sweets for complete catalog and nearest RUST-OLEUM distributor, or write for literature on your company letterhead.

STOPS RUST!

CLIP THIS TO YOUR LETTERHEAD
MAIL TO: RUST-OLEUM CORPORATION
2511 Oakton Street • Evanston, Illinois

- Have a Qualified Representative Call
- Full Details on Free Survey
- Complete Literature
- Nearest RUST-OLEUM Source




How American architects are utilizing




Pittsburgh Glass in heavy construction

CONTRIBUTING to the over-all distinctive appearance of the new Drayton Arms Apartments in Savannah, Georgia, is the ample use of Pittsburgh Products. Windows are glazed with Solex Heat Absorbing Plate Glass—"the best glass under the sun"—to keep rooms ten to twenty degrees cooler. The soft greenish coloring of Solex, while almost unnoticeable when looking through the glass from inside, acts as a wonderful guard against eyestrain from glare of bright sunlight. Pittsburgh Doorways, Polished Plate Glass, Pittco De Luxe and Premier Metal help to create an open-vision lobby, and Pittsburgh Mirrors are used in every room. Architects: Cletus W. and W. P. Bergen, Savannah, Ga.

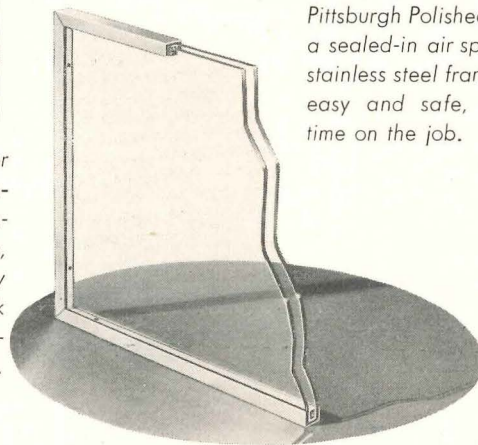


THIS STAIRWAY of a remodeled office building in Charlotte, N. C., shows the application of 1/4" Herculite Polished Plate Glass on the stair rails. The first floor of this building features large expanses of Pittsburgh Plate Glass. The second floor, which overhangs the first, is glazed with Solex Heat Absorbing Plate Glass. Other glass products used here include Herculite Doors, Pittco Premier Store Front Metal, Pittsburgh Mirrors in the washrooms. Architects: A. G. Odell, Jr. & Associates, Charlotte, N. C.



ALL EXTERIOR GLAZING at the new John Wanamaker department store at Wilmington, Del., with the exception of the display windows, utilizes Twindow, Pittsburgh's window with built-in insulation. Additionally, 2700 sq. ft. of Pittsburgh Polished Plate Glass, ninety Herculite Doors and 1/4" Pittsburgh Copper-Back Mirrors are effectively used in this most appealing structure. Architects: Massena & du Pont, Wilmington, Del.

TWINDOW® permits designing large window areas, without sacrificing heating or air-conditioning efficiency. That means abundant daylighting, with interior comfort. Twindow, as shown in the cutaway section here, consists of two panes of Pittsburgh Polished Plate Glass, with a sealed-in air space between. The stainless steel frame makes handling easy and safe, saves installation time on the job.



Design it better with

Pittsburgh Glass

Your Sweet's Catalog File contains detailed information on Pittsburgh Plate Glass Company products.

PAINTS • GLASS • CHEMICALS • BRUSHES • PLASTICS

PITTSBURGH PLATE GLASS COMPANY



American Blower... a time-honored name in air handling




Charleston, W. Va., has a conveniently located American Blower Branch Office to provide you with data and equipment for air handling. You can reach American Blower in Charleston by calling 61-331. In other cities consult your phone book.



EMPLOYEE COMFORT

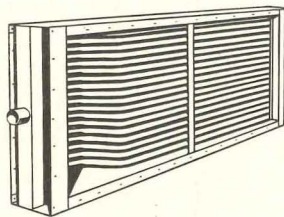
Fresh, invigorating air, indoors, does much to increase employee morale and efficiency. American Blower Ventura Fans are ideal for the job. They're attractively streamlined propeller fans with smooth-flowing lines that harmonize well with modern business interiors. Wiring is fully enclosed for safety. A square mounting panel makes them easy to install. All Ventura Fans are sound-rated and capacities are Certified.



ABRASIVE MATERIALS

If you've found dust from grinding machine operations hard to handle, American Blower Type V Fans are well

worth investigating. The heavy cast-iron housing of Type V fans easily withstands the wear of hard, gritty, abrasive materials. Also, their volume and pressure range is more than adequate to handle the normal requirements of this type of work. Remember, good ventilation is good business.



HEATING COILS

Current demands for heating from business and industry are greater now than ever before — a good reason to take early action on American Blower Heating Coils. Whether you need coils for use in blast heating or zone reheating — you'll find the size and type to fit your needs in the American Blower line. All tubing is helically wound with copper or aluminum fins in 3 standard spacings. Casings are heavy galvanized steel; headers are die-formed steel.

YOUR BUSINESS

Whatever your needs, American Blower heating, cooling, drying, air conditioning and air handling equipment will improve over-all comfort and efficiency in your business. For data, phone or write our nearest branch office.

AMERICAN BLOWER CORPORATION, DETROIT 32, MICHIGAN
CANADIAN SIROCCO COMPANY, LTD., WINDSOR, ONTARIO

Division of AMERICAN RADIATOR & Standard Sanitary CORPORATION


**YOUR BEST
BUY**

AMERICAN BLOWER




**AIR HANDLING
EQUIPMENT**


Serving home and industry: AMERICAN-STANDARD • AMERICAN BLOWER • ACME CABINETS • CHURCH SEATS • DETROIT LUBRICATOR • KEWANEE BOILERS • ROSS HEATER • TONAWANDA IRON




Unit Heaters




Ventura Fans




Air Conditioning
Equipment




Industrial Fans




Utility Sets




Benjamin K. Wyatt, architect, specified Stran-Steel Framing in the construction of Robstown High School Gym, Robstown, Texas.




Stran-Steel Framing was used in walls, roof and partitions in the St. Elizabeth School, Alice, Texas. Wade, Gibson & Martin, architects.



In San Antonio, the Esther Perez Carvajal School is constructed of Stran-Steel Framing. Percy W. and J. Clyde Williams, architects.



The James Madison Elementary School, San Antonio, Texas, is built around Stran-Steel Framing. Phelps, Dewees & Simmons, architects.



Roof of the George West School, George West, Texas, is constructed of Stran-Steel Framing. Wade, Gibson & Martin, architects.



The W. J. Knox Elementary School, San Antonio, is another example of widespread use of Stran-Steel Framing. Benjamin K. Wyatt, architect.



For Texas schools, too, architects are specifying

STRAN-STEEL FRAMING

What school architects like about Stran-Steel floor joists and framing members can be summed up briefly: adaptability to modern design, rigidity, nailability, economy in application of collateral materials and erection time, incombustibility.

The Texas school buildings pictured here are typical of the successful use of Stran-Steel Framing in schools, factories and multiple-type dwellings throughout the country. You owe it to your client to thoroughly investi-

gate this dollar-saving, time-saving method of construction.

Complete literature and specifications data available on request; or see Sweet's catalog service, architectural $\frac{3c}{Gr}$ and building $\frac{3a}{Gr}$ files.

GREAT LAKES STEEL CORPORATION
Stran-Steel Division

Ecorse, Detroit 29, Mich.



NATIONAL STEEL CORPORATION



America's No. 1 Public Seating Buy!



2900 Series
Spring-Cushion Chair

2700 Series
Padded-Seat Chair

* 2600 Series
All-Steel Chair

2025 Series
Plywood-Seat Chair

8102 Series
Masonite-Top Table

Samson Folding Chairs

TRY IT FREE—

Test America's No. 1
Public Seating Buy Right
In Your Own Office!

● Write us on your letterhead, describing your public seating problem. We will send you, express prepaid, for examination *right in your own office*, the amazing new Samson series 2600 folding chair! No obligation. Special low prices on quantity purchases. Ask your Samson distributor for quotation, or write us direct.

Posture-Designed For Extra Comfort! Steel Construction For Extra Strength! Special Folding Action For Extra Safety!

SAMSON FOLDING CHAIRS are definitely your best public seating buy because they offer you: (1) low cost; (2) long life; (3) real comfort; (4) unsurpassed ease of handling!

***Impartial laboratory tests** by Pittsburgh Testing Laboratories found the Samson 2600 series chair: "Substantial, well-balanced, easily set up or folded, storing in the most compact space,

weight uniformly distributed, folding mechanism guards against injury, seat rigidly supports framework, back is properly shaped for comfort."

Leading Users Choose Samson:

United States Navy; Transcontinental World Airlines, Inc.; E. I. DuPont de Nemours & Co.; Denver University Arena; American President Lines; Federal Reserve Bank, *Richmond, Virginia*; National Broadcasting Co., Inc.; Stix, Baer & Fuller Co., *St. Louis, Missouri*.


THERE'S A **Samson** FOLDING CHAIR FOR
EVERY PUBLIC SEATING NEED

Shwayder Bros., Inc., Public Seating Div., Dept. J-1, Detroit 29, Michigan

ALSO MAKERS OF FAMOUS SAMSON FOLDAWAY FURNITURE FOR THE HOME AND SMART SAMSONITE LUGGAGE FOR TRAVEL



**TILE IS
STAINPROOF**



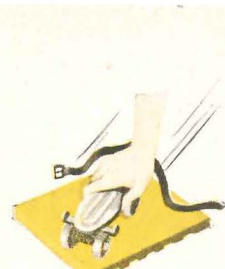
**TILE IS
WATERPROOF**



**TILE IS
FIREPROOF**




**TILE CLEANS
LIKE CHINA**



**TILE DEFIES
SCRATCHING**

TILE LASTS A LIFETIME



ONLY



DEFIES ALL SIX!

When you specify Genuine Clay Tile in any installation, you immediately gain two things: (a) a permanent answer to your wall and floor surfacing problems, and (b) substantial long-range economies in maintenance. Consider, too, clay tile's known ability to resist heat, moisture, scratching, fading and staining. Genuine Clay Tile cleans as easily as a china dish and commands respect wherever it is used. Have you considered the use of clay tile lately in the kitchen, utility room, foyer, powder room or recreation room? It is worth a fresh appraisal every time you build or design any type of building. And remember, whether it is for modern or traditional styling, clay tile is one of the most flexible materials you can use in achieving distinctive patterns and color schemes.

Tile Council of America, Room 3401, 10 East 40th St., New York 16, N.Y. or Room 433, 727 W. Seventh St., Los Angeles, Calif.

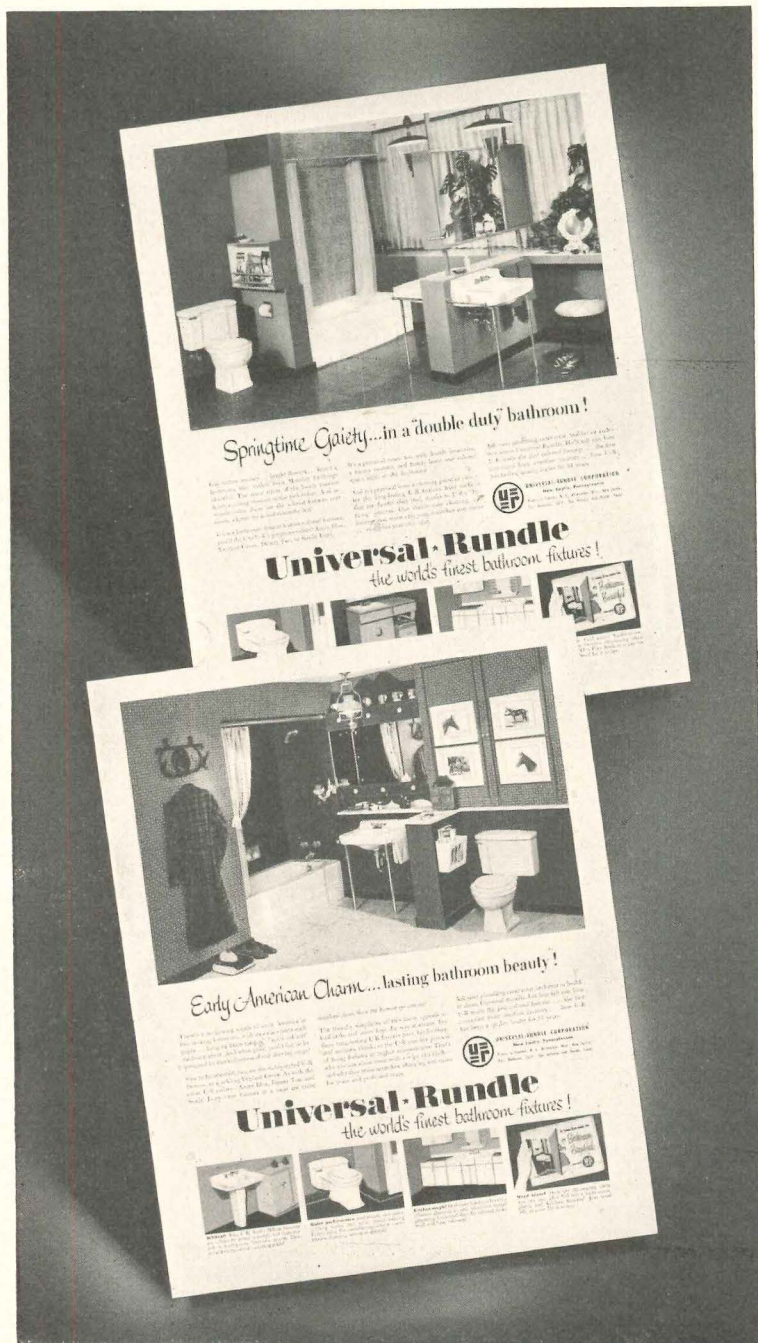
PARTICIPATING COMPANIES:

American Encaustic Tiling Co.
Architectural Tiling Company, Inc.
Atlantic Tile Manufacturing Co.
B. Mifflin Hood Co.
Cambridge Tile Manufacturing Co.
Carlyle Tile Company
General Tile Corporation
Gladding, McBean & Co.
Mosaic Tile Company
Murray Tile Company, Inc.
National Tile & Manufacturing Co.
Olean Tile Company
Pacific Clay Products
Pacific Tile and Porcelain Co.
Pomona Tile Manufacturing Co.
Robertson Manufacturing Co.
Summitville Tiles, Inc.
United States Quarry Tile Co.
Winburn Tile Manufacturing Co.

THE MODERN STYLE IS CLAY TILE

Look to Universal★Rundle

for eye-catching, convincing advertising!



Big, full-color ads that capture the reader's interest . . . ads picturing idea-packed bathrooms that hold his interest—that's Universal-Rundle's exciting advertising for 1952! Actual photos of lovely, practical bathrooms, designed by famed New York designer Ving Smith, appeal to home builders and remodelers by giving them ideas they can use in their own homes. And every ad drives home convincing proof that Universal-Rundle makes the finest bathroom fixtures in the world!

Powerful Universal-Rundle ads this year will reach millions of readers of the Saturday Evening Post, Better Homes and Gardens, and other leading magazines. It will tell your prospects about these exclusive U/R features:

Whitest white—by actual scientific tests!

Matched colors—by U/R, first maker of colored fixtures. Lovely colors, matched closer than the human eye can see!

Strongest bond between surface glaze and body gives highest resistance to chipping!

"Harder than steel" surfaces that are easy to keep clean, scratch-free, sparkling bright!

Write today for the new U/R catalog, showing the complete line of bathroom and kitchen fixtures—plus plans, drawings, specifications and helpful information. (See the U/R line in Sweet's Builders File, also.)

FAMOUS "FIRSTS" From UNIVERSAL-RUNDLE!

FIRST—with colored fixtures!

FIRST—with the one-fire Hi-fired process which gives harder-than-steel surfaces and lifetime bond between surface glaze and body!

FIRST—with the patented Rim-Jet flushing principle!

FIRST—with concealed front overflow!



Universal★Rundle


The World's Finest Bathroom Fixtures

UNIVERSAL-RUNDLE CORPORATION, DEPT. 29, NEW CASTLE, PENNSYLVANIA
Plants in Camden, N. J.; Milwaukee, Wisconsin; New Castle, Pennsylvania; Redlands, California; Hondo and San Antonio, Texas


Speed-ON DECK...




15,000 square feet of roof completed in **8** hours with Kaylo Insulating Roof Tile



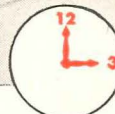

As work-day begins, steel sub-purlins are ready for the roof deck of Kaylo Insulating Roof Tile. Lightweight Kaylo Tile (only 5 lbs. per sq. ft.) permits the use of lighter and more economical structural members and foundations.



Placing of tile begun at 8 o'clock, is well under way by mid-morning. Kaylo Roof Tile—a hydrous calcium silicate, *not glass*—has billions of sub-microscopic air spaces giving it light weight and low thermal conductivity.



Grouting of end joints, including cleaning off excess grout, begun shortly after first tile were placed, is almost finished. Kaylo roof deck is incombustible; has more than adequate strength for typical roof loads.



Final Step. Covering of the Kaylo roof deck with conventional built-up roofing materials was started as soon as the first section had been grouted. By 4:30, 15,000 sq. ft. of roof has been finished in an eight-hour work-day.

KAYLO


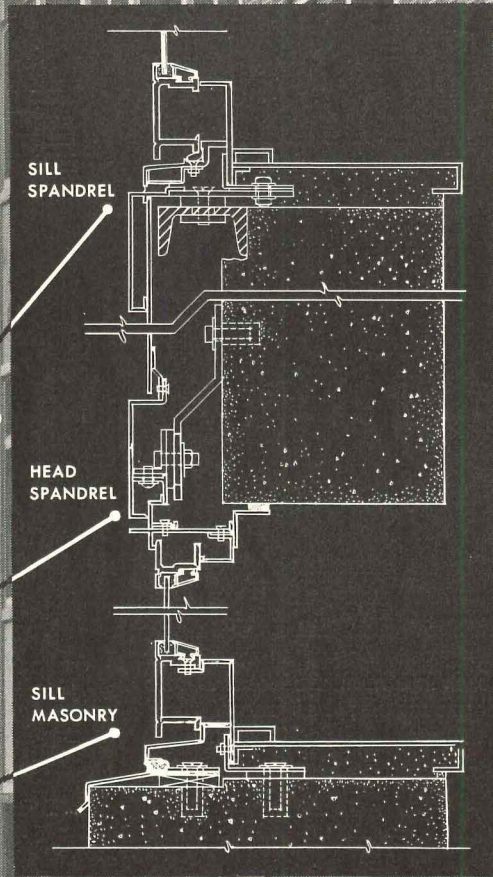
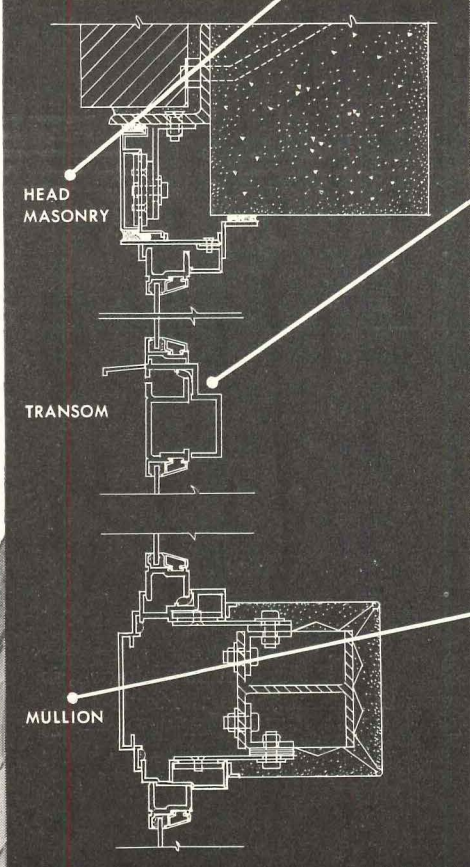

... first in calcium silicate

... pioneered by OWENS  ILLINOIS Glass Company


MAIN OFFICE: TOLEDO 1, OHIO—KAYLO SALES OFFICES: ATLANTA • BOSTON • BUFFALO • CHICAGO • CINCINNATI • CLEVELAND
DETROIT • HOUSTON • MINNEAPOLIS • NEW YORK • OKLAHOMA CITY • PHILADELPHIA • PITTSBURGH • ST. LOUIS • WASHINGTON

For complete details on Kaylo Insulating Roof Tile, write Dept. N-211, Owens-Illinois Glass Company, Kaylo Division, Toledo 1, Ohio.





Chemical Engineering Building, University of Minnesota, Magney, Tusler & Setter, Architects. Roy Jones, University of Minnesota, Advisory Architect. H. M. Leighton Company, General Contractor. The Flour City Ornamental Iron Company, Ornamental Metal Subcontractor, including windows. Alcoa Aluminum used in windows, spandrels, entrance frames and trim, stairway handrails and copings.



...FOR FLEXIBILITY... DESIGN IN ALUMINUM..

In this laboratory, the designer, making skillful use of the many shapes, colors and textures available in aluminum, has made the window-spandrel pattern an expression of both the building's purpose and of the three-foot, eight-inch modular unit used throughout.

As the architects state, "The clean lines of the exposed aluminum surfaces give a straight forward appearance to the entire structure, which seems appropriate in view of the function of the building. Aluminum seemed the natural choice for its light-weight construction, ease of maintenance and regional climatic considerations."

In the planning stages of this, and nearly every other outstanding architectural use of aluminum, Alcoa sales engineers worked with the architects and engineers. They are at your service. For information on any form of aluminum and its availability under present limitations, call your nearby Alcoa sales office or write:


ALUMINUM COMPANY OF AMERICA
1888B GULF BLDG. PITTSBURGH 19, PA.

ALCOA

FIRST IN



ALUMINUM



**nothing protects
against sudden
shower scalds**

like

SAFETYMIX



**GIVE THEM THIS EXTRA SHOWER SAFETY
... AT NO EXTRA COST!**

**SHOWER
SAFETY**

... No scalds ... no chills. Protects against both sudden scalds and chills. Even with pressure fluctuations up to 85%, Safetymix keeps shower temperature constant. Automatically shuts down flow when either hot or cold water fails.

**LIFETIME
QUALITY**

... Only one moving part. Designed and manufactured by engineers and approved by architects, pressure-actuated Safetymix is the most rugged shower control valve made. Only Safetymix has the patented Flow Control Spindle with but one moving part to control all valve functions.

**FREE FROM
MAINTENANCE**

... Easy to fix as a faucet. Safetymix is designed with self-cleaning action to prevent clogging. Saves water. All parts accessible from front.

**COSTS
NO MORE**

Because it costs no more than ordinary shower valves and is guaranteed to be entirely as represented, architects specify Safetymix and engineers recommend it. Safetymix gives the extra safety and satisfaction that builds better reputations. Safetymix is used in thousands of schools, colleges, hotels, industrial plants, institutions and better homes from coast to coast.

See Sweets Architectural File or your Domestic Engineering Catalog.

Send for bulletin and prices.

Symmons

ENGINEERING COMPANY

791 TREMONT STREET, BOSTON, MASS.



KENNATRACK

leads again!

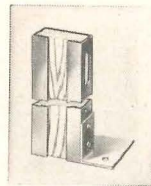
Amazing new Series 800 metal sliding passage door frame gives you advantages never before available!




saves time
saves labor
eliminates warp

Builders, architects and owners from coast to coast are demanding the Kennatrack Series 800 Metal Frame for sliding passage doors. This frame saves time ... saves labor ... eliminates warpage, and can easily be installed by anyone. Treated for rust resistance. Multiple adjustment features make fit and plumb child's play. Designed for all standard 2 x 4 walls. Frames come in standard door widths. Secure complete facts ... then you can see more clearly just what these advantages mean.

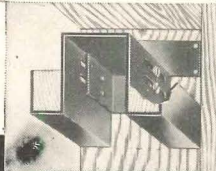
Write Dept. F-1



Prefabricated and complete in one package. Includes famous Kennatrack Series 400 heavy duty track assembled to header at factory, with hangers in place. Can be installed on the job in 25 minutes.




Above: Wood filler strips in metal frame allow plaster base, stops and trim to be nailed or screwed in usual manner.



Door rolls smoothly, quietly on not two ... not four ... but on EIGHT Nylon wheels. Ball bearing axles.

Left: Header adjustable two ways: (1) Pocket end allows 3/4" horizontal adjustment to fit rough opening; (2) Jamb end permits 3/4" vertical adjustment.



Left: Split jambs and supports also provide 1" adjustment for height.

F 1

JAY G. McKENNA, INC.


ELKHART, INDIANA

Jay G. McKenna (Canada) Ltd., 104 Jarvis St., Toronto


SPECIALIZING EXCLUSIVELY IN THE MANUFACTURE OF SLIDING DOOR HARDWARE

NOW!

*turn off the lights...
turn on the daylight!*



"Elimination of electric lighting during daylight hours, better distribution of light to create better working conditions . . . consequently safer conditions and better inspection of the merchandise" are the reasons of the Lindblad Construction Company for recommending Wascolite Skydomes in the new addition to the General Refractories Co. plant, Rockdale, Ill. Note sharp contrast between daylighting by Skydomes and illumination by incandescent lamps in adjoining structure (circled).



Thousands of dollars annually in power costs alone can be saved with Wascolite Skydomes . . . world's most efficient daylighting units. Improved production, safer working conditions, and elimination of lighting maintenance for daytime operations are also achieved.

Skydomes transmit 62% more light than conventional skylights* . . . are weather-proof and shatter-resistant. They come completely prefabricated . . . are installed in *minutes*. They are 100% *worry-proof* . . . require no maintenance except for routine wash-

ing under extreme conditions. Skydomes are adaptable for any climate because their design permits free expansion and contraction of the Plexiglas dome.



Wascolite Skydomes are available in stock sizes to fit standard roof openings (custom sizes to order) . . . in square, circular and rectangular frames . . . in *clear colorless* or *white translucent* Plexiglas. Specified light readings are easily obtained. Write for complete information.

**By independent laboratory tests; name on request*

WASCOLITE SKYDOMES[®]
PATENT PENDING
"62% More Light On The Subject"

WASCO FLASHING CO.
82 FAWCETT ST.
CAMBRIDGE 38, MASS.

Fire-Safety Begins with Steel Joists

Here's the floor construction that can make your next school, store, small factory or hospital fire-safe. Bethlehem Open-Web Steel Joists, used in combination with concrete floor slab and plaster ceiling, provide an incombustible barrier against the spread of fire.

Another advantage in designing with Open-Web Joists is that you get stiff, solid floors, resistant to vibration and sound. Because Bethlehem Joists won't sag or shrink, ugly cracks can't form between baseboard and floor.


Bethlehem Open-Web Joists speed construction, help cut costs. They reach the job clearly

marked and ready for immediate placing. They are installed without falsework or special equipment. Pipes and conduits are run right through the open webs.

Next time you design a light-occupancy building, remember Open-Web Joists. For full information, call the nearest Bethlehem sales office, or write to us at Bethlehem, Pa.

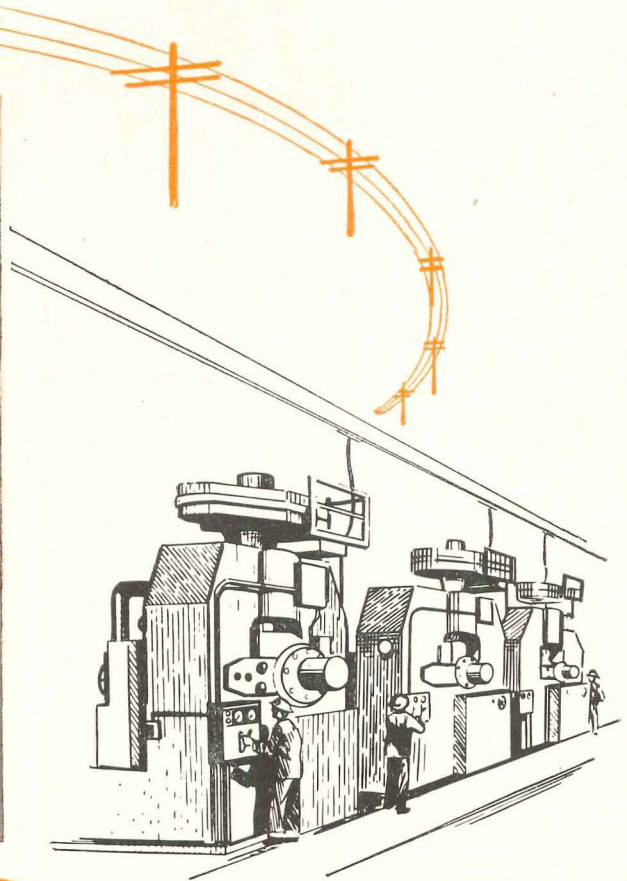

BETHLEHEM STEEL COMPANY, BETHLEHEM, PA.

On the Pacific Coast Bethlehem products are sold by Bethlehem Pacific Coast Steel Corporation. Export Distributor: Bethlehem Steel Export Corporation





BETHLEHEM OPEN-WEB JOISTS



From Service Entrance to Machine

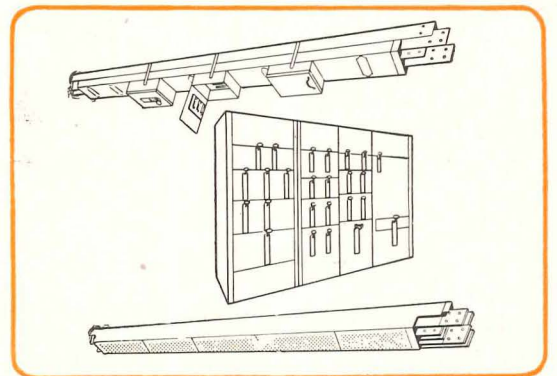






... it's  all the Way!

AND FOR GOOD REASON. For more than 60 years  has been producing quality products that are serving the needs of industry all along the production line — from service entrance to machine — electrical products that have been proven and time-tested to give maximum safety and performance.

If power and light distribution is a problem in your business . . . if you want products that are modern in design, rugged in construction, easy to install, economical to operate, and give long-lasting, trouble free service, then do as scores of others have done — install  all the way.

For complete information about all  products, contact your nearest  representative, listed in Sweet's, or write to Headquarters.



A typical  Installation is shown in the photo above (top left). Features include  High Efficiency busduct to bring power into the plant from service entrance, a  dead front Switchboard, and  Power Plug to carry power to machines.


Frank Adam Electric Co.

P. O. BOX 357 ST. LOUIS 3, MISSOURI

Makers of BUSDUCT • PANELBOARDS • SWITCHBOARDS • SERVICE EQUIPMENT • SAFETY SWITCHES • LOAD CENTERS • QUIKHETER



Our 61st
Year



*Operator 4703AF
for metal casements.*

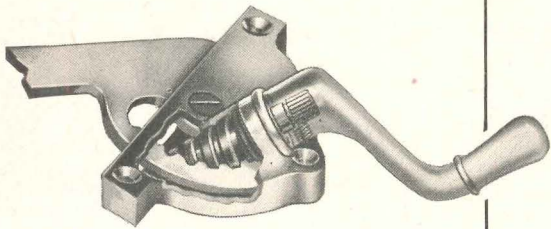
**Add
one line
to your
specifications
and be sure**

Why leave it to chance when you can have GETTY operators as original equipment on metal casements by simply adding one line to your specifications?

With any casement operator goes a big responsibility. As control tower of the window's flight, it must respond to the touch of a finger, lock securely at any opening, and withstand years of hard twists and turns. It's a man-sized job—a GETTY job.

GETTY Operator 4703AF is the only *internally* geared metal casement operator. This exclusive feature permits the entire length of the worm to be engaged at all times with the gear teeth—assuring "fingertip" control and a lifetime of faithful service.

That's why we ask architects and builders to add this small but significant phrase to their specifications and orders: *GETTY Operator 4703AF on all metal casement windows.*



*Operator 4703W for wood casements
—cutaway shows internal gearing.*



H. S.



& Co., Inc.

3348 NORTH 10th STREET • PHILADELPHIA 40, PA.

Canadian representative: A. N. Ormsby Co., 23 Scott St., Toronto

GETTY OPERATORS ARE FOUND ON MORE CASEMENT WINDOWS THAN ALL OTHER OPERATORS COMBINED




CENTRAL LABORATORY

A - E RESEARCH BUILDINGS

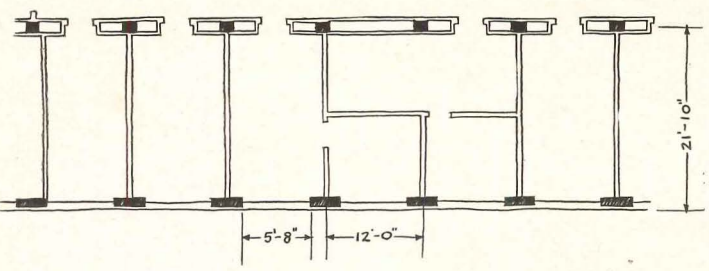
U. S. ATOMIC ENERGY COMMISSION . . . UNIV. OF CALIFORNIA

Hertzka & Knowles, Architects

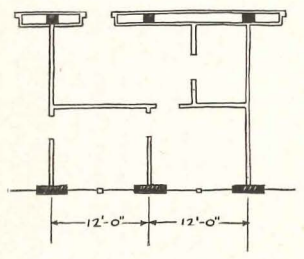
CAFETERIA



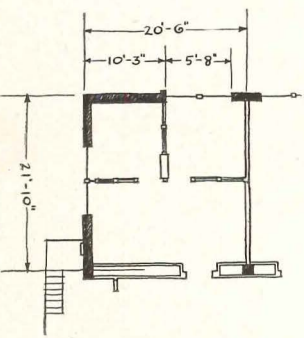
Photos: Ernest Braun



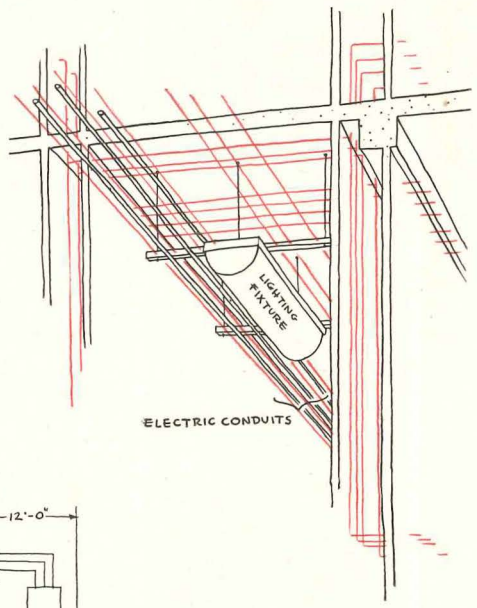
Plans, left and below, show the 12-ft modulus and single row of interior columns which were found most adaptable to space requirements of individual laboratories. Usable wall space was needed on all four sides of each laboratory, and in this building large glass wall areas were found to cause serious problems. Hence a fairly small window unit was centered in each bay



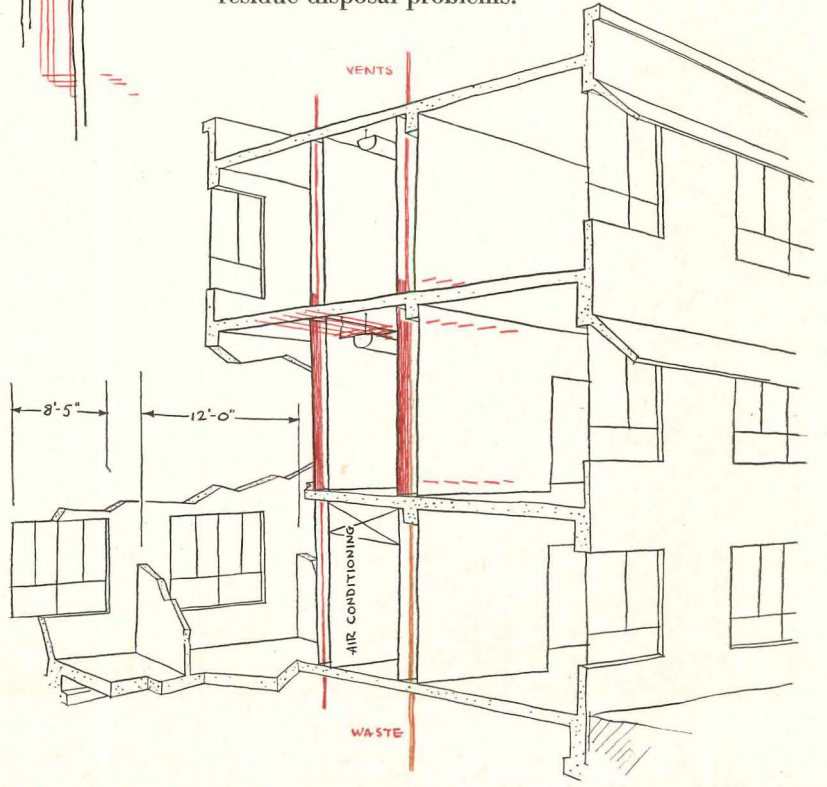
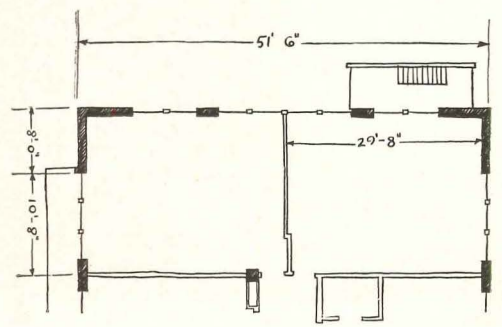
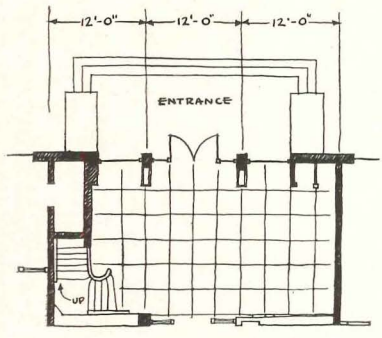
Perspective and detail show exposed plumbing and services at ceiling of second-floor corridor with risers running in walls to other floors. Air supply duct is furred in first-floor corridor ceiling, return exposed in third-floor corridor. Furred spaces, which might constitute hazards, are eliminated from individual laboratories



Location of chemical and medical labs on top floor permits simple ventilating system (pressurized corridors exhausted through rooms, blowers for greater airflow when needed) and short duct runs



THIS CENTRAL RESEARCH LABORATORY differs little from the conventional industrial research laboratory. Its first two floors house administrative areas, etc., and offices and laboratories for physicists. On its third floor are conducted experiments using one curie or less of radioactive substances, but structurally the third floor is like the others. This could be done because, where quantities of active materials and radiation hazards are small, the building can be designed in accord with what has been nicknamed the "concentrate and contain" philosophy. Under such a program only the small content of a box laboratory, within which all experiments with radioactive substances are conducted, is "hot." Negative pressure within the box insures that the small volume of contaminated air will pass through a filter before being exhausted. This simplifies ventilating problems, and using box labs means that no excessively large, heavy equipment need be built into the structure. Such simplicity cannot be attained in an A-E lab designed according to the "dilute, disperse, decontaminate" theory which permits handling radioactive materials openly under hoods and entails extensive air treatment, laundry, water decontamination, and residue disposal problems.








Photo below, reproduced from the Atomic Energy Commission's handbook, "Control of Radiation Hazards in the Atomic Energy Program," shows one type of cabinet or box. Worker inserts hands in protective gloves fixed to cabinet



When materials emit only weak particle radiation, experimenters handle efficiently and safely with rubber gloves inside ventilated cabinets called boxes. Air suction through the boxes keeps radioactive dust and vapors contained.



Photos: Ernest Braun



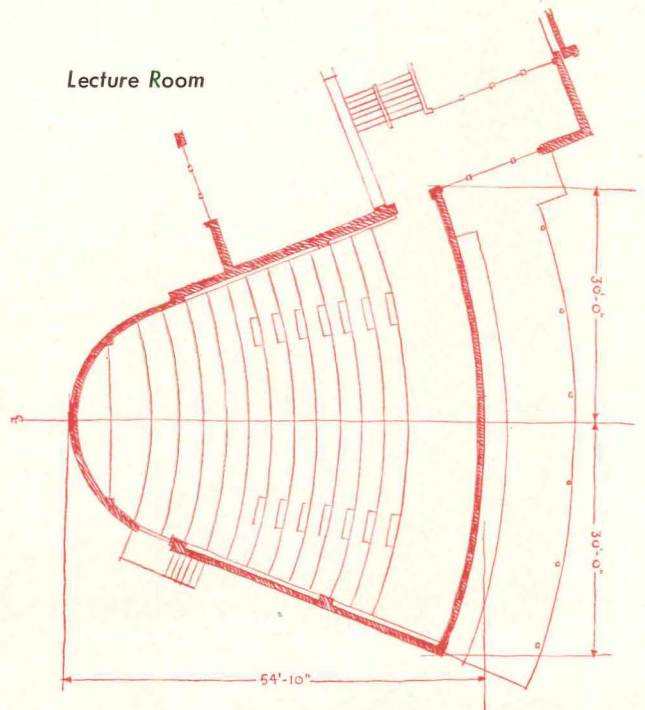


CENTRAL RESEARCH LABORATORY

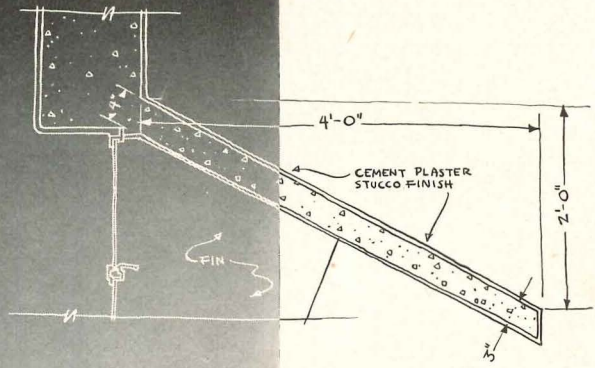

Construction: reinforced concrete columns, floors, walls, roof. Interior partitions: wood stud for economy and easy removal. Interior walls are smooth plaster, ceilings acoustical tile and plaster, exterior cement stucco, windows steel, entrance doors aluminum




Lecture Room

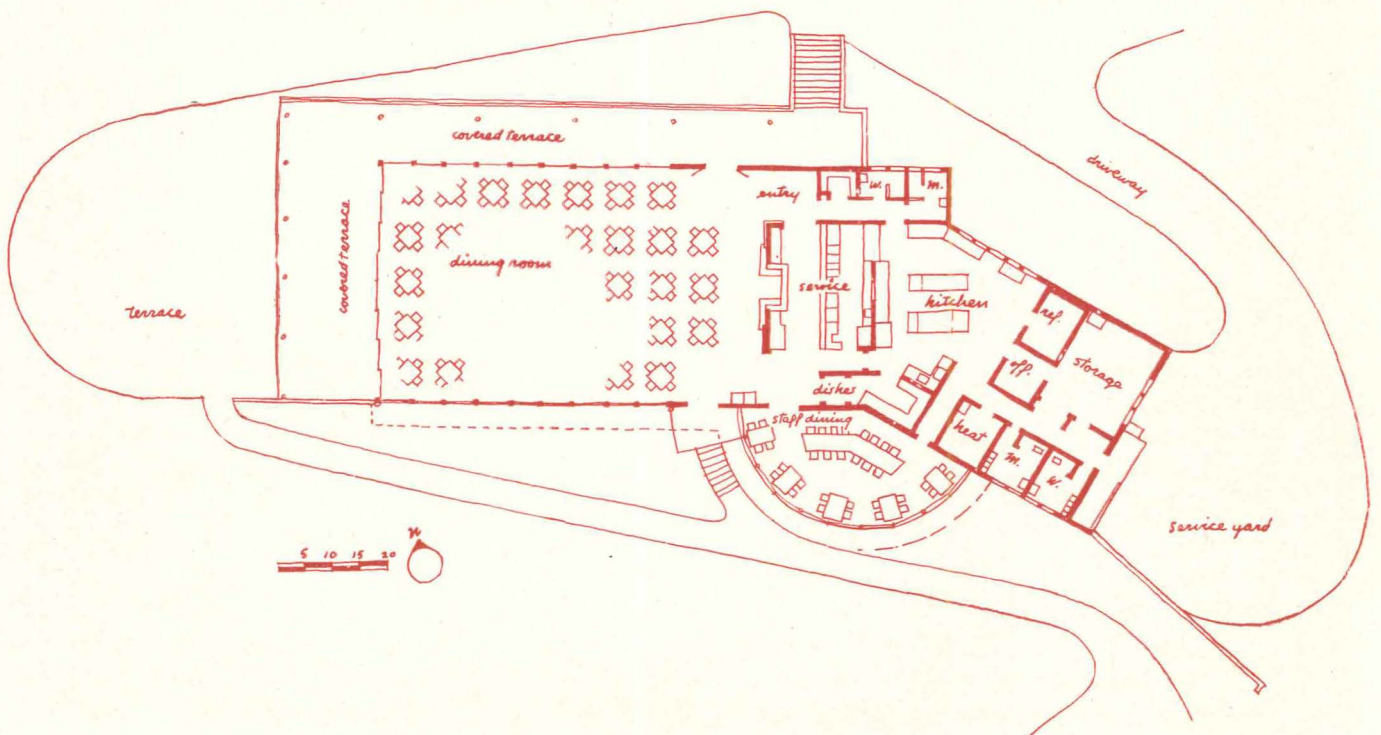


Photos: Ernest Braun



Orientation, dictated to a great extent by site limitations, complicated the light-control problem. External light shades were decided upon. Sloping concrete shades were selected for utility and low maintenance after study of various types of awnings and louvers





ATOMIC ENERGY BUILDINGS

CAFETERIA



Photos: Ernest Braun

THE CAFETERIA at the University of California's radiation installation has a main dining room capable of seating two hundred and a smaller dining room for staff or guest luncheons. It is designed to serve only the laboratory personnel, comprised of mechanics of all trades, office and administrative workers and staff, and scientists.

All the available land is extremely hilly. Since it was desired that this building should not occupy space suitable for a more important or essential structure, selection of a site was limited to those which were considered marginal. The one finally chosen is sloping and

has an inspiring view over Berkeley, San Francisco Bay and the Golden Gate, channeled down a ravine with trees on either side. Economy and provision of a pleasant atmosphere governed the Cafeteria's design.

To take advantage of the views and to establish an atmosphere conducive to relaxation, it was decided to create a glass-walled pavilion with ready access to several terraces for lunching outdoors in good weather. Strict economy of construction was important due not only to budget limitations, but also to the fact that the building is considered to be something less than permanent.



A.E.C. CAFETERIA

Dining rooms are constructed of rigid steel frames with wood purlins and 2-in. roof planks; kitchen is wood framed. Dining room floors are concrete slabs, radiant heated and covered with asphalt tile. Sash are steel in steel frames; ceilings, acoustical tile. Lighting fixtures were designed by the architects





The Central Research Laboratory and, in a different fashion, the Cafeteria at the University of California show the effects of flexibility as a prime design consideration. In the Laboratory, though the building shell is concrete, because radioactivity is confined to comparatively small experiment boxes the structure is uncomplicated and interior partitions can be shifted relatively easily. The Cafeteria could be dismantled with ease. The two buildings, so different in appearance that they scarcely seem to have been designed in the same office, thus have much in common. In addition, the Cafeteria demonstrates that low-cost, temporary construction need not be ugly.



Photos: Ernest Braun







CHURCH IN THE NETHERLANDS

KRUISKERK (CROSS CHURCH), AMSTELVEEN

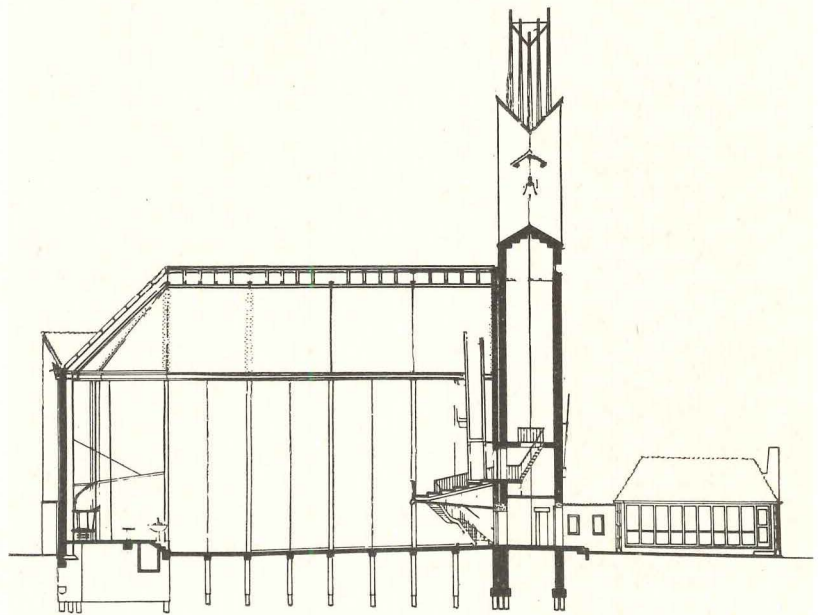
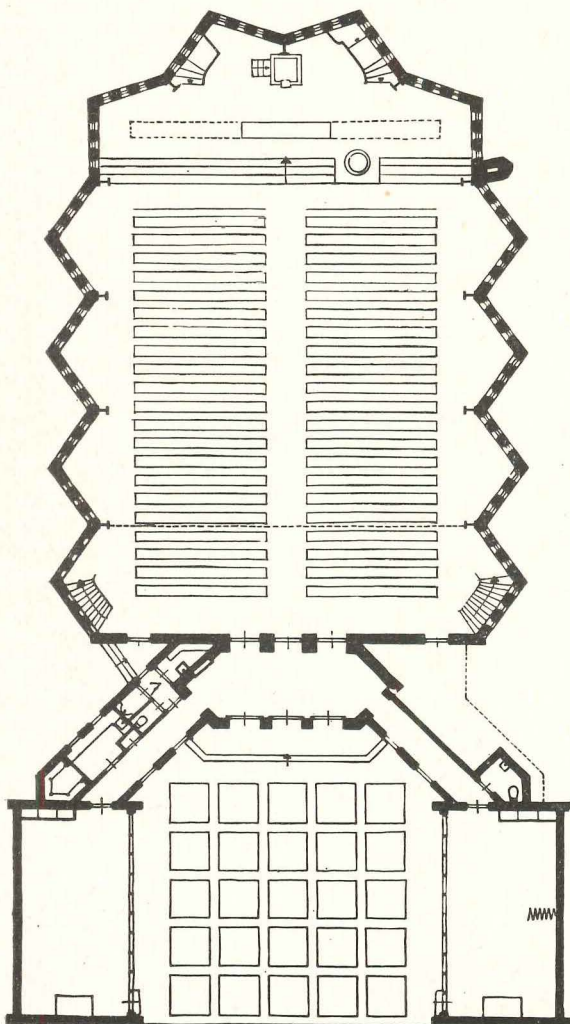

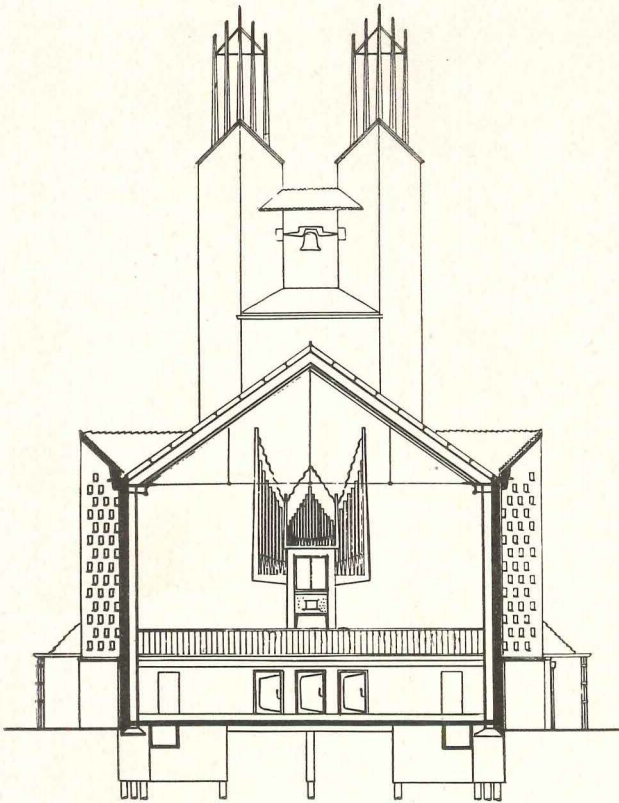
Marius Duintjer, Architect

CHURCH BUILDING COMMITTEES are not always as far-sighted and intuitive as the one responsible for this Dutch Reformed Church in Amstelveen, near Amsterdam, The Netherlands. The Amstelveen committee instructed its architect that "every effort should be made to bring the church closer, in a modern and progressive manner, to the community," and that "we want a church, not a hall." More prosaic requirements were location of the pulpit

P. van der Weiden
Consulting Engineer

B. Guntenaar
Sculptor






Top: organ loft is at rear of church to permit seating of 1000 in nave. Left: pulpit is at head of center aisle, with communion table directly below it; table can be extended (dotted lines) to accommodate a total of 65 communicants. Above: foundations are wood piles, approaches are concrete

CHURCH IN THE NETHERLANDS

in the center of the chancel, a large communion table and a large baptismal font.


The site of the new church could not have been better chosen to stress the community relationship: it borders on a municipally owned park area (page 118) which, when fully developed, will include a promenade, a children's playground, and an open-air theater at its eastern end. The church itself eventually will be surrounded by open lawn, so that there will be no visible separation between it and the municipal property.

The idea of the centrally-located pulpit was the starting point in the design of the church. "The movement in the Reformed Church in favor of a reduced length of nave, in the direction of the pulpit," the architect comments, "has grown little by little. We also sought this moderation of the longitudinal direction in fixing the transverse axes. . . . This was the reason for cutting into the outer walls."



Photos courtesy Netherlands Information Bureau

Above: carved dove, symbolic of the Holy Ghost, on front of the pulpit was designed by Guntenaar; sounding board over pulpit has as much esthetic value as practical



The most striking design feature of the building is the substitution of 996 small windows for the few large windows customarily used in churches. Distributed over three of the four walls, they permit a screened light to penetrate to every corner of the church proper; they also contribute materially to the feeling of space created by the accordion-like walls and the high ceiling.

The organ was placed in a balcony at the rear of the church to boost the seating capacity to an even thousand. Sunday School room, deacons' room, a tea room, archives and wash rooms are provided in the two small buildings flanking the church front.

Construction is reinforced concrete and steel. Tower spires are lead-covered wood; ceilings are wood; pews, pulpit, communion table top and organ casing are mahogany. Floors are covered with red tile, walls are finished in white cement. The baptismal font of basalt has a red copper lid with a handle representing Jonah and the whale; it was designed by the sculptor, B. Guntenaar.

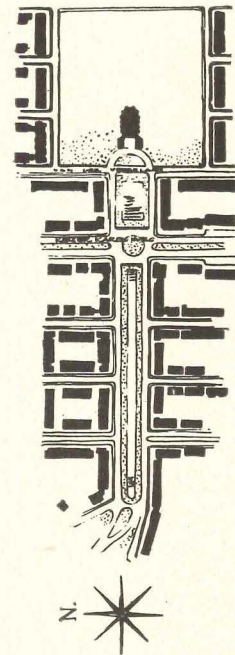
CHURCH

IN THE NETHERLANDS

Photos courtesy Netherlands Information Bureau

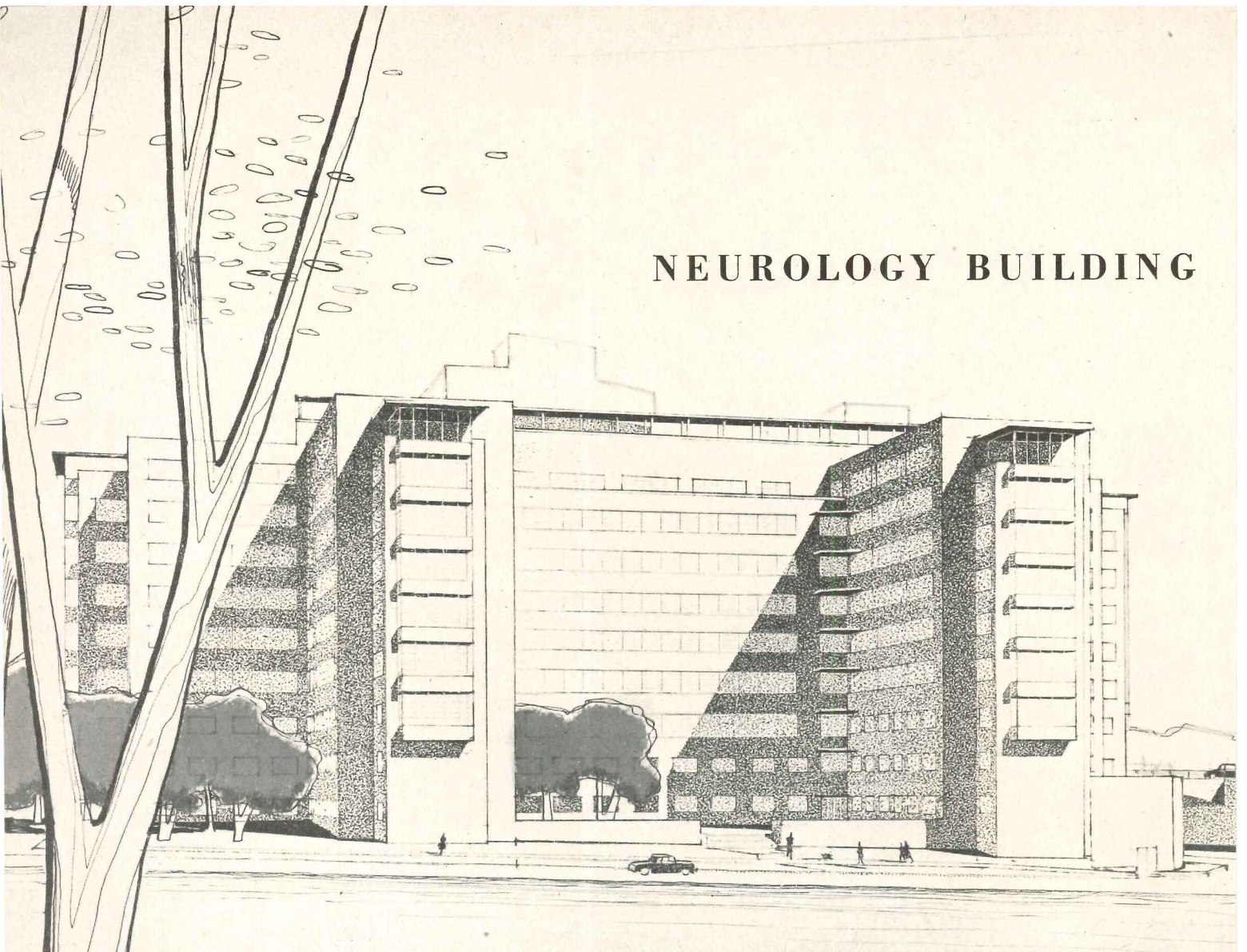


Front of church is completely closed, contrasting pleasantly with window-studded walls on other three sides. Bell hangs free between the towers, far above church doors





NEUROLOGY BUILDING



Harbeson, Hough, Livingston & Larson, Architects

PHILADELPHIA GENERAL HOSPITAL

*Dr. Rufus S. Reeves, Director
Philadelphia Department of Public Health*

*Dr. Pascal Lucchesi, Director
Philadelphia General Hospital*

Sauter and Castor, Structural Engineers


Moody and Hutchison, Mechanical Engineers

IN THE COUNTRY-WIDE EFFORT to improve standards of treatment and care of mental patients, this building represents a major advance. It is a large facility for a huge municipal hospital group, and so is in position to serve a great need, not only in inpatient care in 750 beds, but also in outpatient work and in teaching medical personnel and nurses.

In developing the program for the Neurology Building, the director of the hospital, the building committee of neurologists and psychiatrists, and the staff were concerned that the building provide for the most advanced methods of treatment and rehabilitation, also

that it provide cheerful surroundings conducive to modern therapy. Essential to the program were class and lecture rooms and demonstration facilities for instruction of nurses of this and other hospitals and of medical students from five schools in Philadelphia.

It is the policy of the hospital to have a minimum of private rooms, in a concept of economy and of equal care for all patients, and in the rest of the hospital large wards are the rule. In this building there are 16-bed and 24-bed wards, but they are divided into 4-bed groups by partial partitions, as some sense of privacy is desirable for nervous patients. Additional partition-



First of many new buildings in a 20-year plan, the Neurology Building adds 750 beds for care of mental patients, and extensive facilities for outpatient treatment. Cost: \$8500 per bed

Photo opposite page: Cortlandt V. D. Hubbard

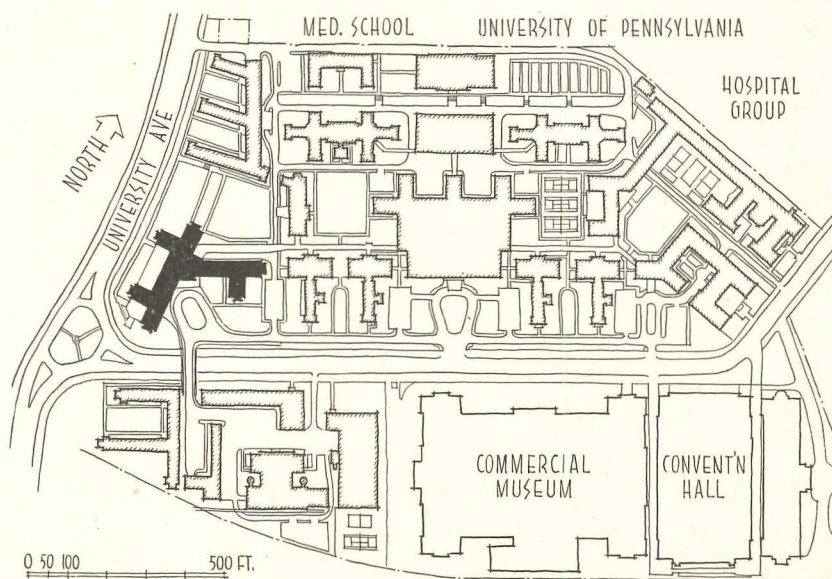


ing could make them entirely separate 4-bed units. Single rooms are provided for disturbed patients or for those needing real quiet. Nurses stations are placed in the reentrant angle between the larger wards to provide close supervision with a minimum staff.

Form of the building comes from restrictive site conditions. The site is in a fairly congested part of Philadelphia, bounded on the north by the University of Pennsylvania and on its other frontages by heavily


traveled streets. These limitations, coupled with the desire to develop outdoor recreational areas, made a tall building the obvious solution.

The hospital centralizes all possible facilities. Thus food is prepared in a central kitchen, transported by heated carts to various buildings. A system of double-deck corridors provides both service and other circulation through the whole hospital group. The Neurology Building does not have extensive medical facilities, as




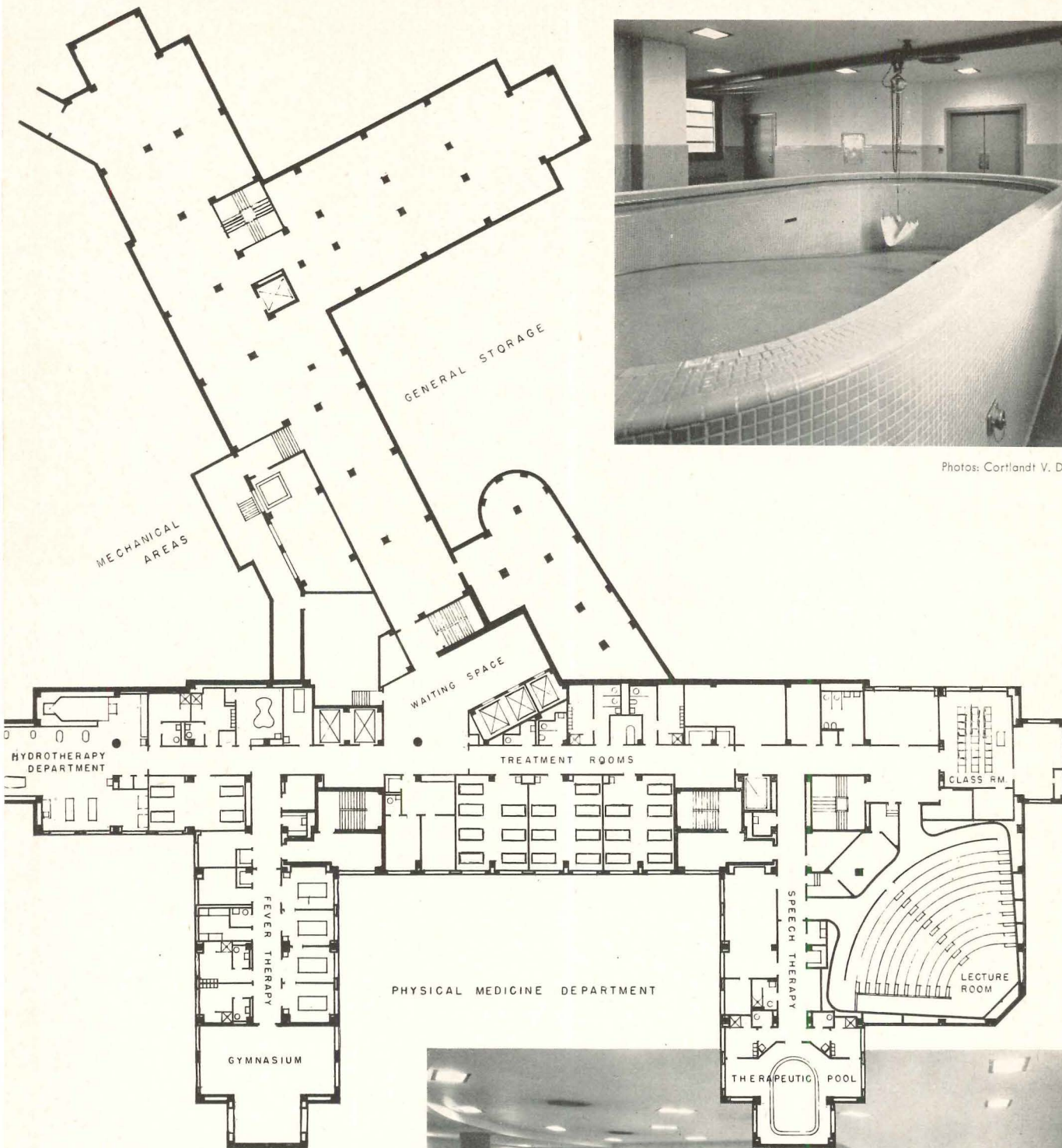


Entrance canopy serves a double entrance — outpatient department on the left, main lobby entrance at the right



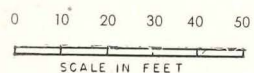
Photos: Corlandt V. D. Hubbard






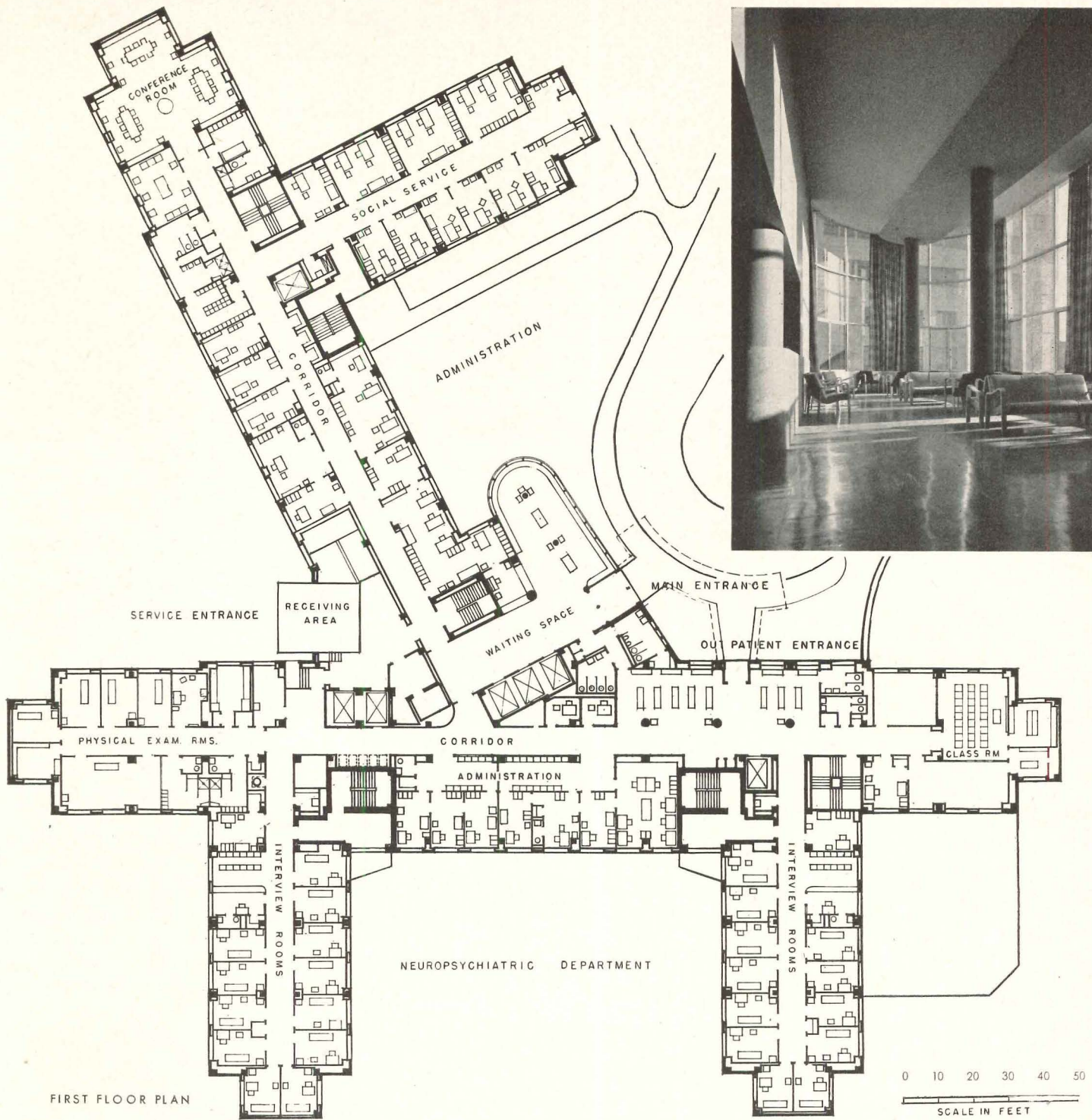
Photos: Cortlandt V. D. Hubbard

BASEMENT FLOOR PLAN



Main portion of basement is above grade, concentrates a great amount of physical therapy facilities. Mechanical services and food come from centralized facilities serving the entire hospital group. Occupational therapy facilities are on second floor (plan not shown) and on individual nursing floors





these too are centralized for the hospital. It does have, however, very extensive treatment and interview rooms, hydrotherapy, occupational therapy, and dining and day room facilities.

The building is without a basement in the usual sense. A difference in grade gives full story height to much of the basement level, for gymnasium, hydro room, physical medicine and amphitheater.

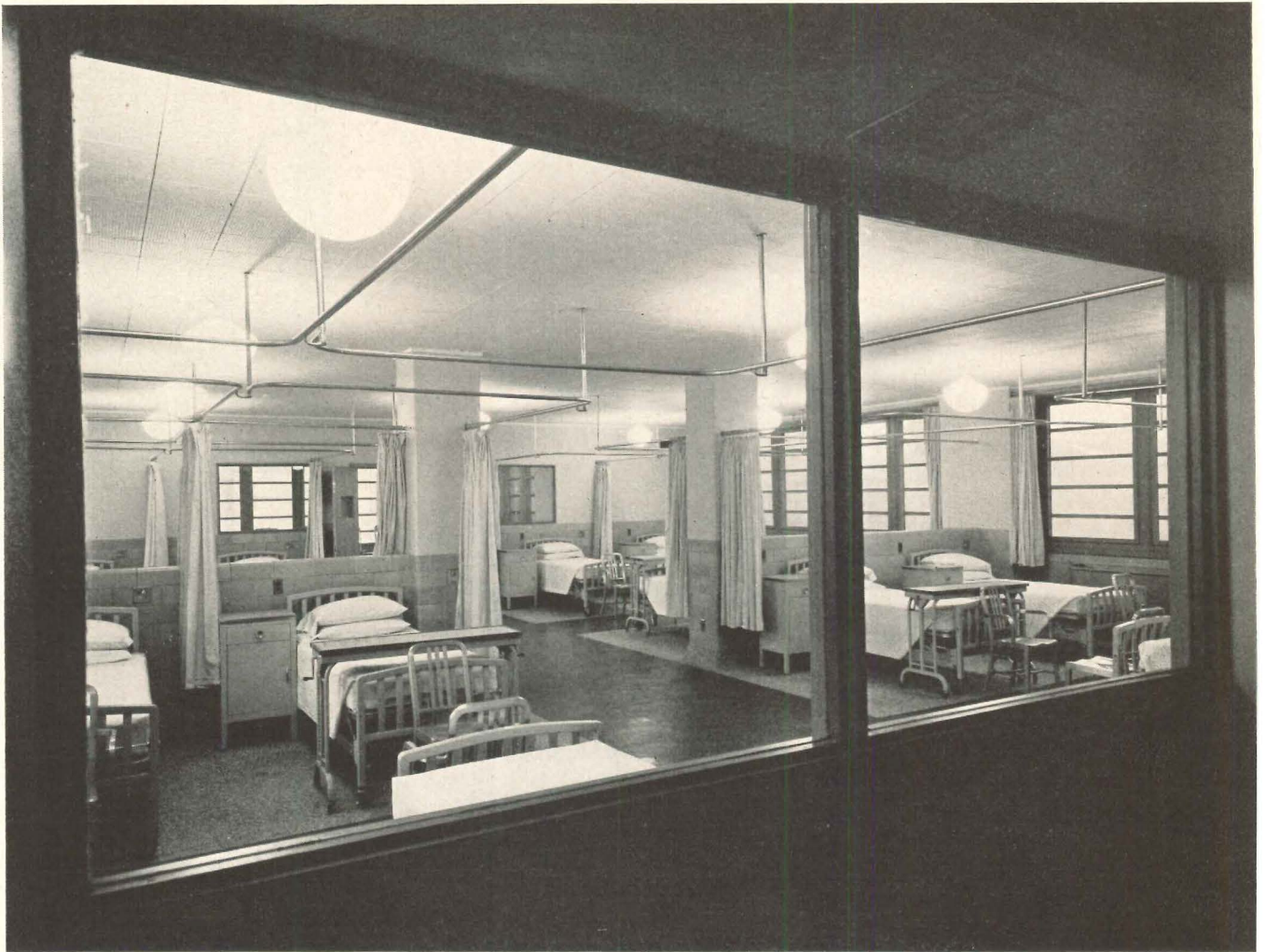
Second floor (not shown) is primarily a service level, for food distribution, laundry services, exercise rooms, and various shops which aid in patient rehabilitation.

Nursing floors generally alternate for male and female patients. The eighth floor is special, was origi-

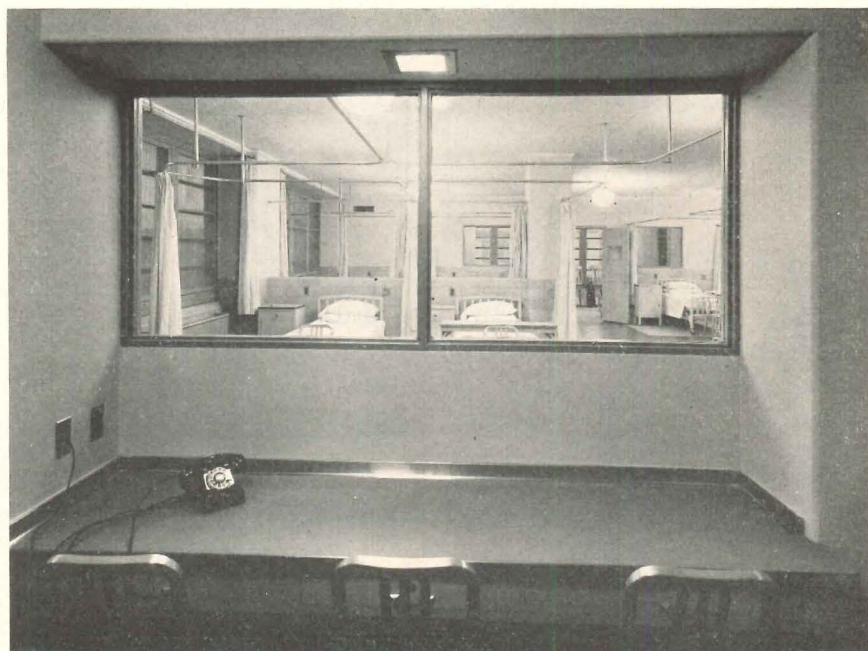
nally designed for detention cases, is now to be used for alcoholics, narcotics, and in some instances criminal cases.


The roof deck, as in most mental hospitals, is developed for recreational areas, is floored with quarry tile and provided with shelter canopies.

Color has been extensively used for both exterior and interior. Sash is gray green, soffits of canopies a chrome yellow, lally columns venetian red. In the interior color was carefully studied for therapeutic value. In general colors are soft; corridor walls are pale yellow, doors natural birch. Wards are pale green, cubicle curtains a green in harmony, beds and cabinets green.



Photos: Cortlandt V. D. Hubbard


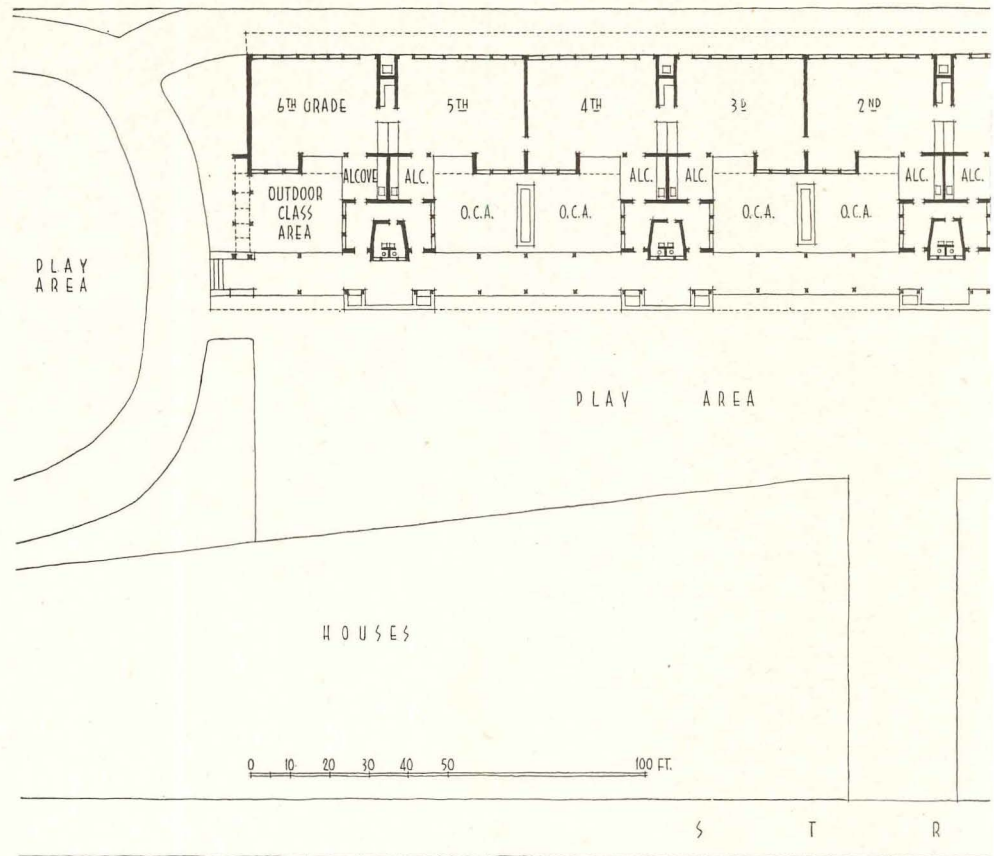




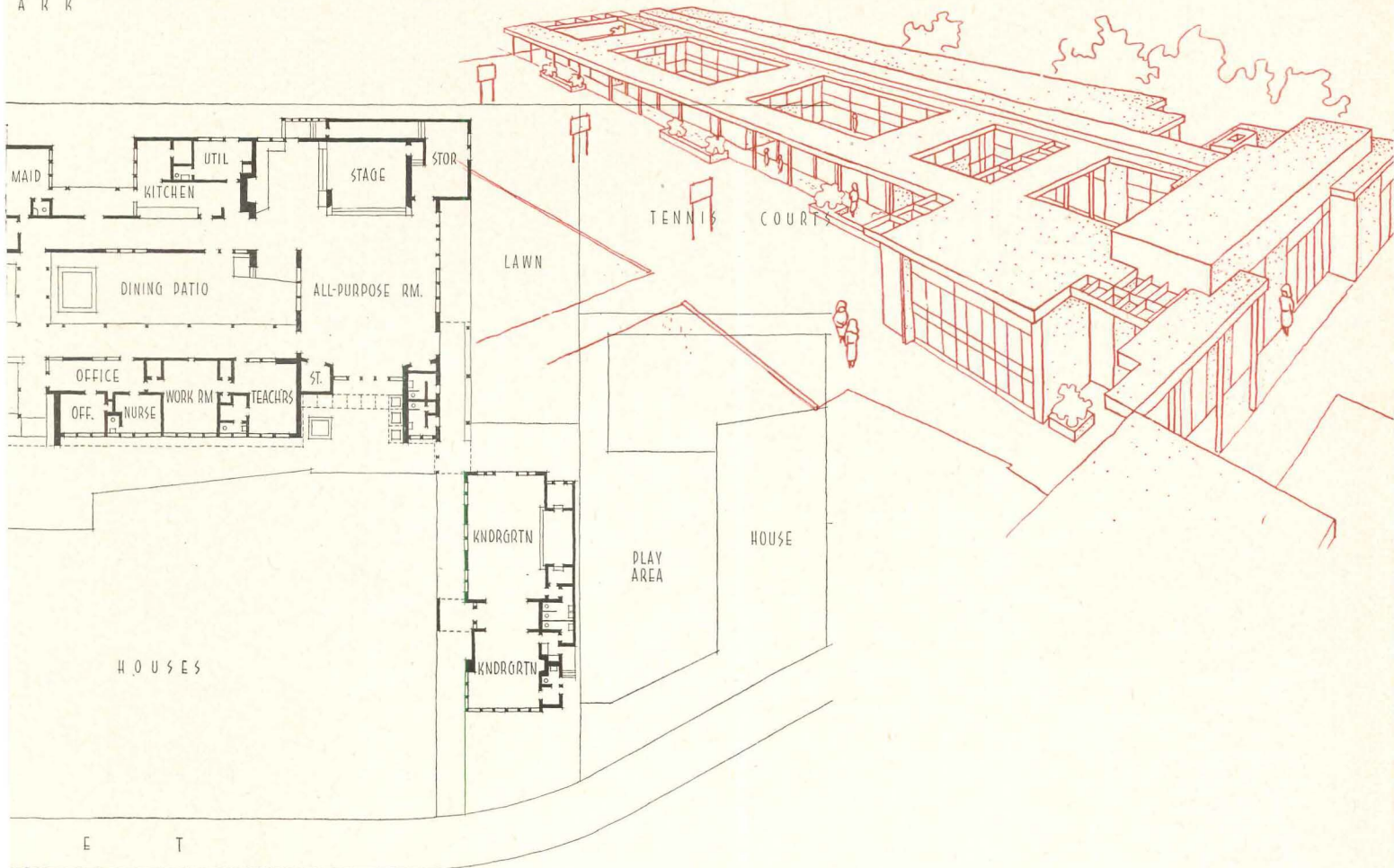
Nursing floors use large wards, in accordance with general hospital's policy of economy and equal care for all patients. But 4-bed groups are separated by low partitions, can be completely partitioned if need for more privacy proves itself. Floors in wards are terrazzo under beds, linoleum elsewhere. Glazed tile is used extensively for wainscot. Ceilings are of acoustic tile



*Though completed before
the present building materials
crisis, this pleasant private
school offers many
suggestions for design in
times of shortages*



Photos: Roger Sturtevant



KATHERINE DELMAR BURKE SCHOOL

San Francisco, California


Donald Beach Kirby,

Thomas B. Mulvin, Architects Associated


THIS IS A PRIVATE SCHOOL, for girls only, and the building shown is for classes from kindergarten through sixth grade. Thus its circumstances are somewhat special; nevertheless it comes closer to the ideal of a school designed inside and out for children than most of those an editor sees. Miss Barbara Burke, president and principal, felt that the children should enjoy the informality of modern residential design. The architects, more than sympathetic to her ideas, produced neither a modern "house" nor a residential front for a cold institution. They achieved a more difficult goal: a building frankly

an institution, and yet with a heart, an institution designed with understanding of what is appropriate to and what is appreciated by children. You will search in vain for a false note in the concept. There aren't any of the adult whimsies which we so often palm off on our youngsters. There is complete utility in the school's arrangement, and beyond that there is comprehension in its proportioning. It is a simple wood-framed structure, low in cost (about \$12.50 per sq ft) for its circumstances, designed with true economy of means but without the sacrifice of essentials.

1



Classrooms, outdoor




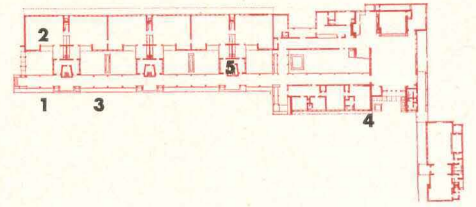
Classroom, indoor

2




KATHERINE BURKE SCHOOL



Part of a long-range project to provide elementary and high school facilities which will be built as property is acquired, this private school has for a site a narrow strip of land in San Francisco bordering on Lincoln Park and the Golden Gate. In the building now finished, a one-story, wood-framed structure with stucco



exterior and redwood trim, classrooms for kindergarten through sixth grade were required to be flooded with sunlight, to be up-to-date pedagogically yet decidedly not clinical nor ultra-scientific if this meant sacrifice of human qualities

Photos: Roger Sturtevant






6

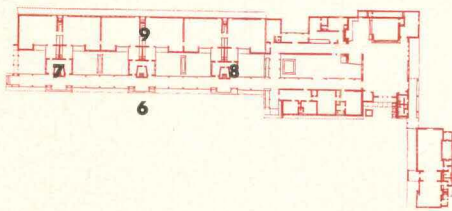
Each classroom has a large glass wall facing the park, a sunny project alcove and large sliding glass doors facing south on an outdoor class area, and ample built-in storage space on one wall. The concrete slab floors are covered with asphalt tile. Interior finish is plaster and composition board on walls with birch and vertical-grain fir paneling and trim. Ceilings are acoustical tile. A combination of radiant floor panels and warm air units heats the school. The building is oriented to provide a barrier against prevailing winds, so outdoor areas are comfortable. The all-purpose room is used for recreation, dining, dramatics and meetings. E. Jasper Winnie was the architects' chief assistant; Engelhardt, Engelhardt and Leggett were educational consultants; Harold M. Engle was structural engineer; Clyde E. Bentley, mechanical and electrical engineer. John H. Kelly was project manager.

Between each pair of classrooms, and joining them with the playground, are toilets and coat rooms which help define outdoor class areas. Location of these facilities, and the access to rooms by either covered walk or intercommunicating doors, constitute tacit recognition of California's not always clement weather



7

KATHERINE BURKE SCHOOL




8



9

Photos: Roger Sturtevant

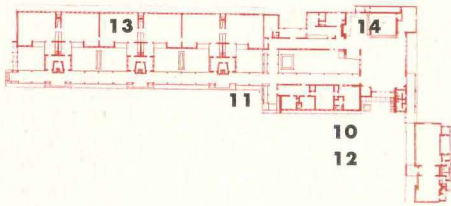


Photos: Roger Sturtevant

10



KATHERINE BURKE SCHOOL



Space for supplies in workroom (top of page) is supplemented by storeroom behind stage in all-purpose room. Even the office (right) is a friendly place



11

12



Workroom

13




Classroom



Fireplace alcove in all-purpose room; dining patio (sketch) adjoins




14



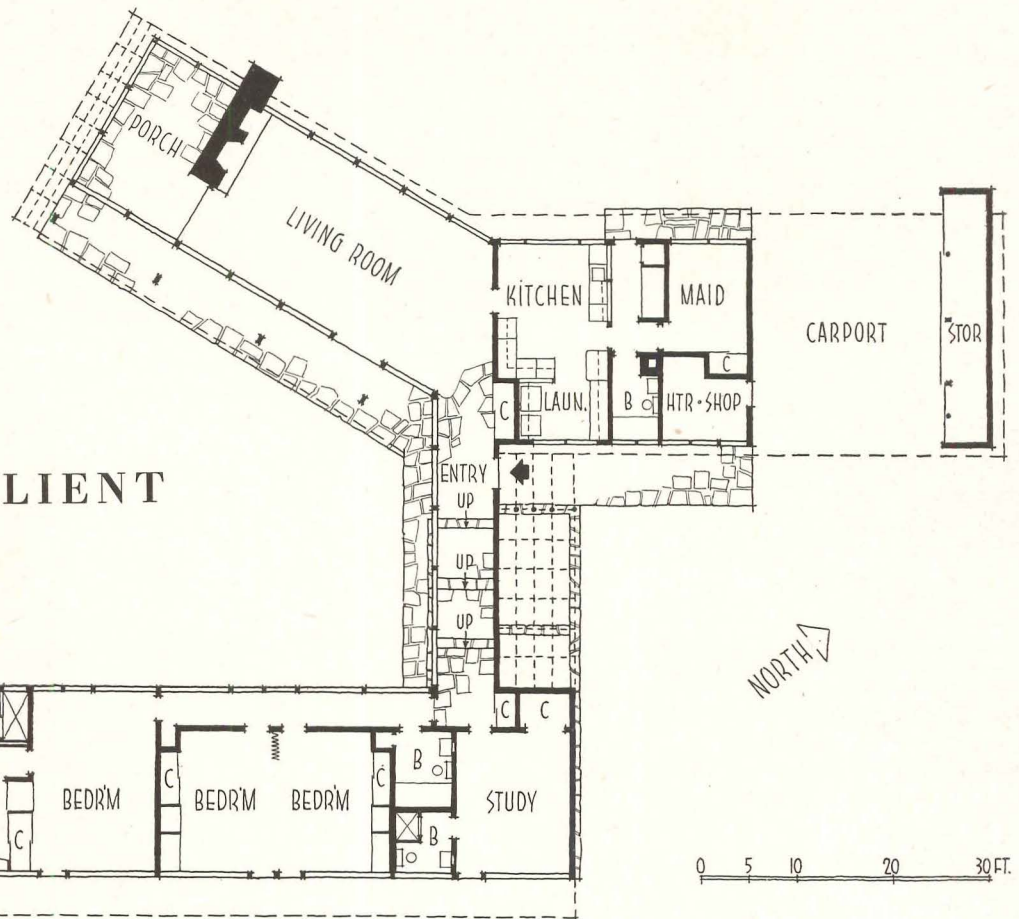

*John Hancock Callender and
Allen & Edwin Kramer
Associated Architects*

HOUSE DESIGNED FOR

Upper Brookville, Long Island, N. Y.




Photos: Tom Leonard



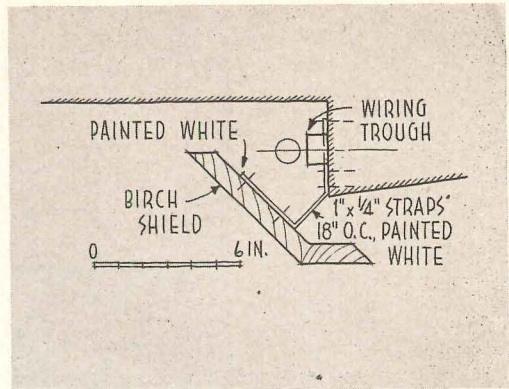
A MAGAZINE CLIENT

THIS EXTREMELY PLEASANT AND LIVABLE HOUSE, officially known as "House & Garden's House of Ideas," suggests one idea that is perhaps especially worthy of note. Its design seems to indicate a careful fusion of many better qualities of two widespread style influences — the crisp, clean lines of the International Style, and the rambling openness of the popularized Ranch House Style. Yet, it has eliminated the severity of the one, and the ungainliness and awkward combination of materials frequently found in the other. The house was conceived and sponsored by *House & Garden Magazine* in collaboration with John Hancock Callender and Allen & Edwin Kramer, Associated Architects, and constructed by Cy Williams, Inc. The landscape architects were Umberto Innocenti and Richard K. Webel.

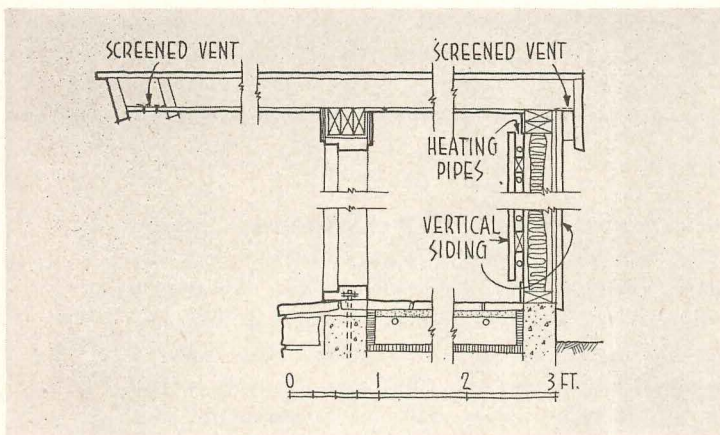


Photos: Tom Leonard

HOUSE FOR A MAGAZINE CLIENT



The entrance facade (left) has a closed-in look, was planned to give dramatic impact as front door opens on vista of outdoor courtyard. Entrance corridor (below) connects bedroom and living room wings, serves as transition in grade levels. Difference in corridor and living room ceiling heights is concealed by light trough (detail above). Entire house is heated by radiant coils in floors, supplemented in corridor by coils behind wall panel (below left)



Careful, well studied planning and detailing are conspicuous throughout the house. Exterior walls are vertical cypress planks finished in clear creosote; trim is painted crisp black and white. The roof is of a special built-up type, consisting of aluminum foil, vegetable mastic and white marble chips. Rough stone is sparingly used to edge planting areas and for the chimney.

The house was planned for an "average family of four," and consists of three distinct wings for living, sleeping and service facilities, disposed around a central outdoor living area. A great sense of space and openness exists in each of the rooms, brought about chiefly by use

of half partitions, glass panels, and window walls. Each room also has its own outdoor terrace.

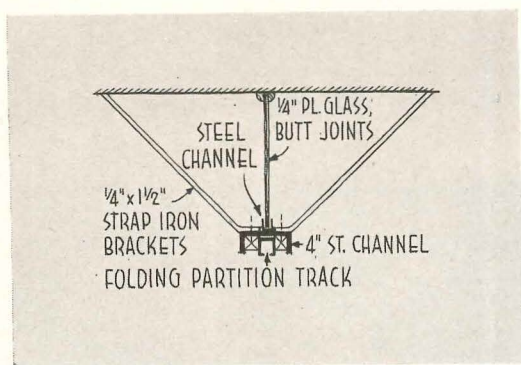
Interior walls and ceilings are finished with painted gypsum board; floors are concrete slab, finished with flagstone or one of a variety of tiles. Interior furnishings were done separately by Macy's, New York. Heating is by copper tube radiant floor panels, split into three zones with outdoor bulb and indoor thermostat controls. The boiler is oil fired. All walls, ceilings and slab edges are insulated. An intercommunication system is installed throughout the house. Flush downlights are used in most of the rooms.



Space is added to living areas by covered walk, porch and central courtyard. Panels at top and bottom of window walls open for ventilation. Photo below: side exterior view of carport, kitchen, living room




HOUSE FOR A MAGAZINE CLIENT





Children's bedroom (above) can be divided by folding partition; a glass panel (detail above) simplifies problem of joining track with sloping ceiling. Master bedroom is separated from dressing room by two-way closet (two photos right). Each bedroom has terrace



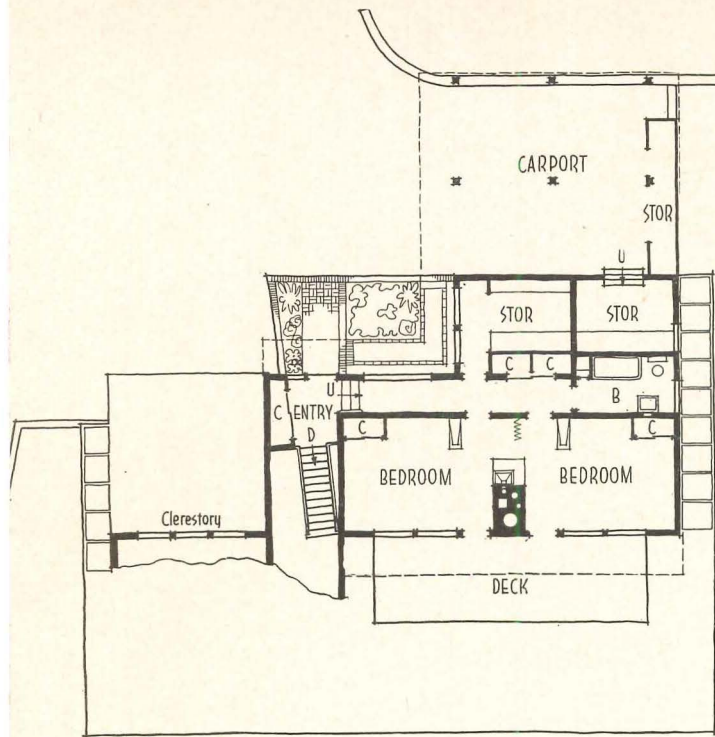
The sense of openness which carries through entire house is continued in kitchen by use of suspended cabinets, plate glass behind range and sink (right, top and bottom). A larder is provided adjacent to service entrance for storage of groceries. Exterior view (below) shows bedroom wing at left, service wing at right



Photos: Tom Leonard







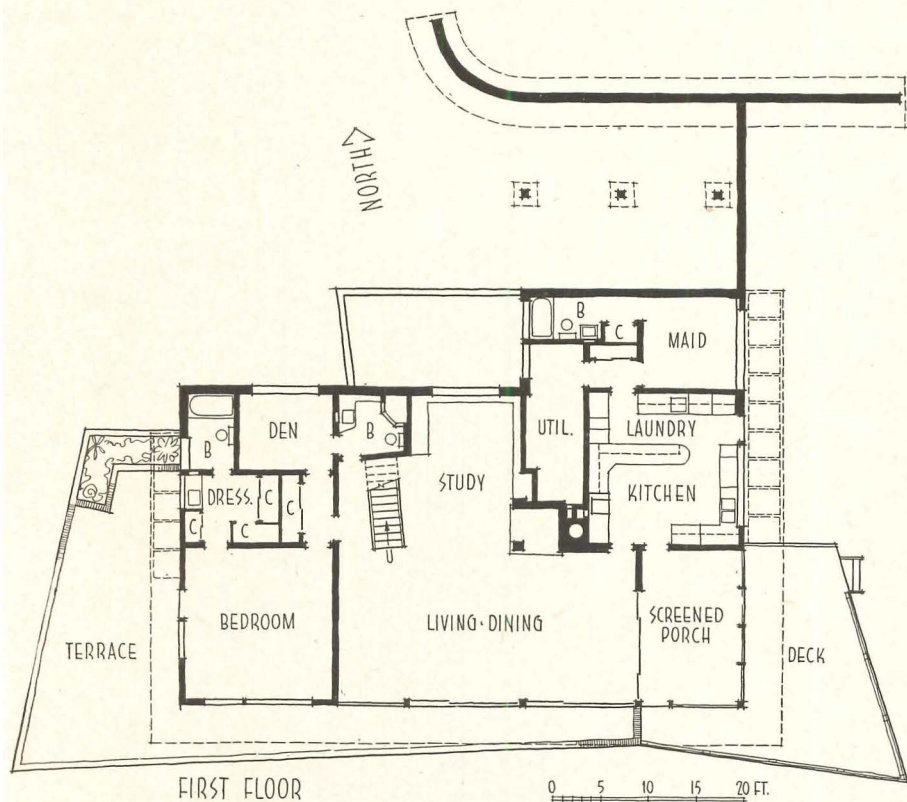
SECOND FLOOR

THE CASCADING FORMS and roof lines of this hillside house not only express the character of the setting, but also reflect skillful handling of the client's basic requirements. The owners desired an essentially one-floor house, secluded from the main road at the front, yet affording terraces for all rooms and good views of woods, creek and waterfall to the rear. The house was therefore kept low at the front, and placed where a knoll shields it from the road. Rooms were divided into three levels. Principal areas are on the lower floor to obtain the best views; entry and carport are on an intermediate level. The children's bedrooms are on the top floor, where they may be closed off when the children are away at camps and schools. The variety of roof levels provides a series of open decks, a clerestory for the master bedroom, a skylight for the open stairs, and overhangs for all windows. The site was landscaped by Henry Fletcher Kenney, with the idea of blending together the house and the woods.


SPLIT-LEVEL HOUSE FOR CINCINNATI, OHIO

Residence for Mr. & Mrs. J. Ralph Corbett

Carl A. Strauss, Architect



FIRST FLOOR

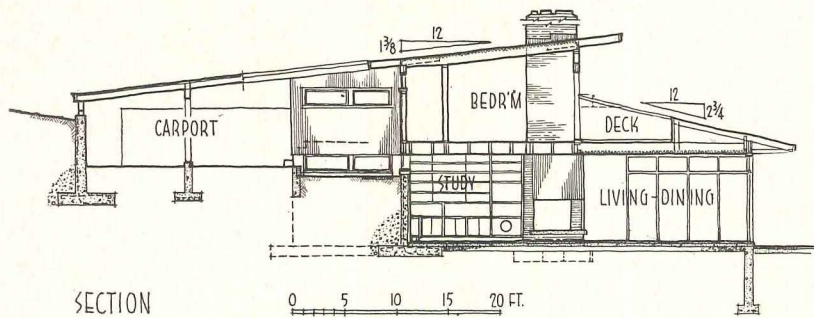


The house is built on a concrete slab, with wood frame construction. Exteriors are natural finish redwood. Trim is painted blue-gray

Photos: George Stille



SPIT-LEVEL HOUSE




Principal living areas form single, open room with two walls of sliding sash. Corner fireplace is visible from all parts of room. A convertible screened and glazed porch beyond dining area has combination heating and lighting units in ceiling to permit year-round use. The rest of the house is heated by radiant ceiling panels. The furnace is oil fired. Study alcove and stair well are pine paneled, other walls plaster




Photos: George Stille





Kitchen (right) is placed to serve both dining area and screened porch. A service entrance in the laundry portion opens onto a drying yard with steps up to carport. A built-in charcoal grill in the kitchen uses central chimney. Concrete slab floors are carpeted in the main living area; other areas are covered with asphalt or plastic tile. Recessed ceiling fixtures, some with flexible swivel lights, are controlled by low voltage switches. Master control panels are in upper hall and in the master bedroom. Bedrooms have built-in air conditioners





Photos: Joseph Molitor



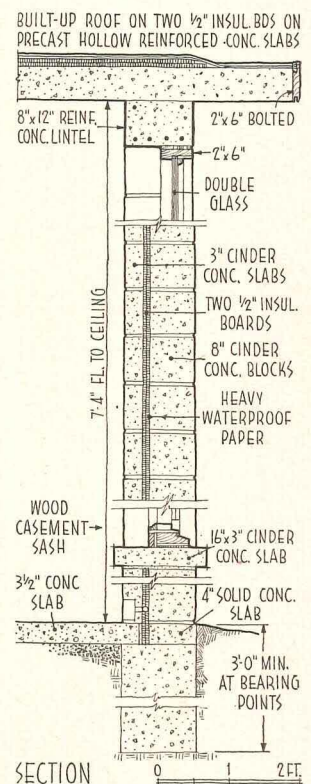
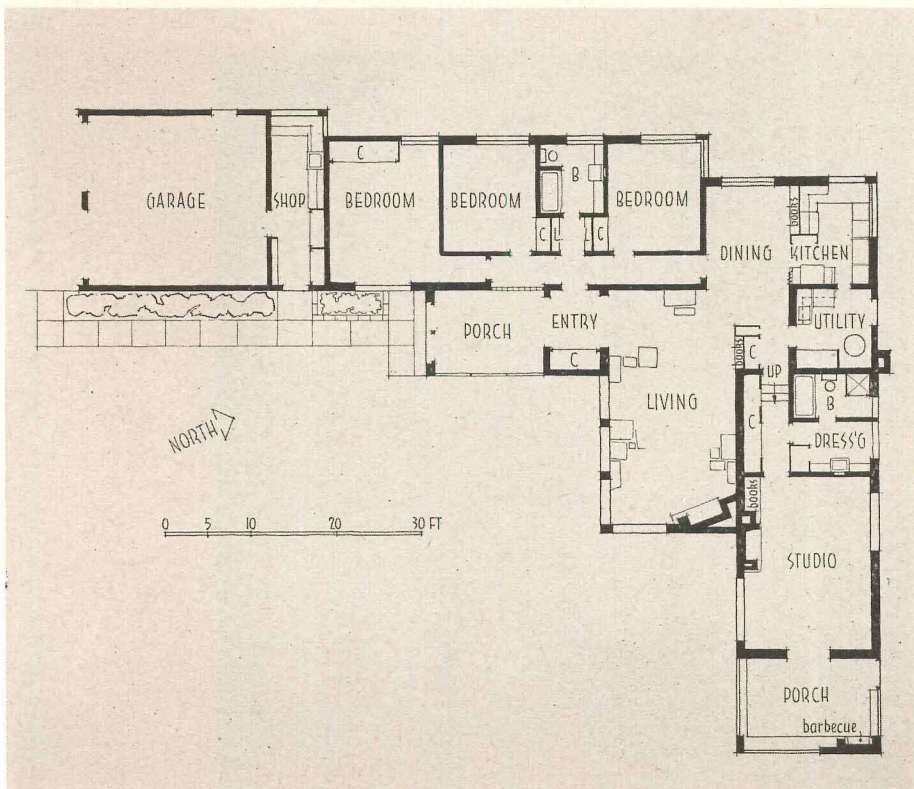

HOUSE MAKES THE MOST OF STOCK MATERIALS

Residence for Miss Veronica McCarthy


Fairport, N. Y.

Don Hershey, Architect


AN UNUSUAL AMOUNT of space and equipment at a cost of little more than half that of neighboring residences of similar size was provided in this simply designed house. Results of the architect's idea that construction costs could be lowered substantially by reducing the number of structural components involved are evident throughout the house. Only standard stock materials are employed, as in wall section, below right. The house is, in effect, designed to fully exploit these materials in the most straightforward and economical manner possible. The simplicity and logic with which the materials were treated made both for a low-cost, livable home and also for direct and uncomplex relations between architect and contractor. The ultimate benefactor of course was the client, who was afforded a maximum of space and conveniences for his expenditure. In addition to this, the direct expression of materials — cinder block, prefabricated concrete slabs, Vermont slate — without costly finishes results in a house as pleasingly simple as it is practical.



McCARTHY HOUSE




Simplicity with which materials are combined is evident in entrance hall, above, and master bedroom, below. Prefabricated cabinets are used throughout



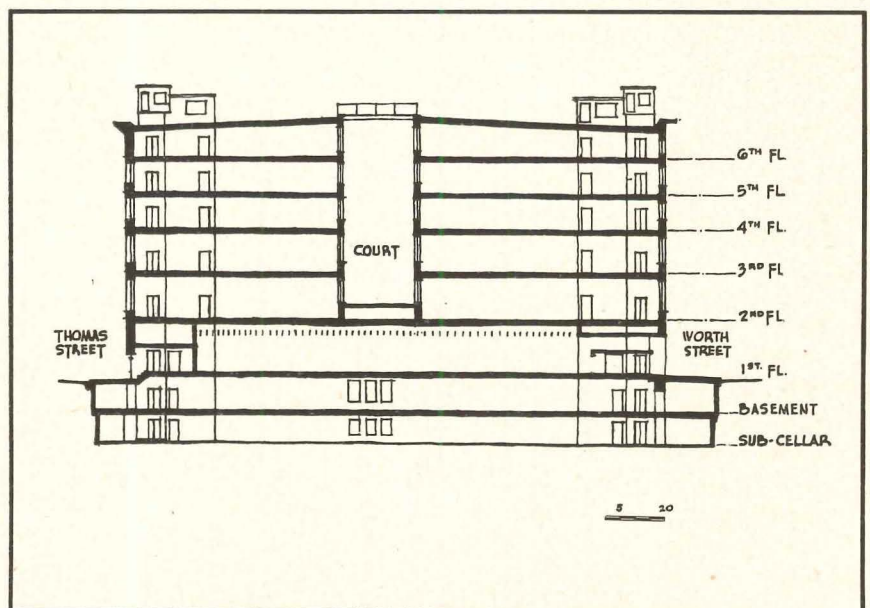


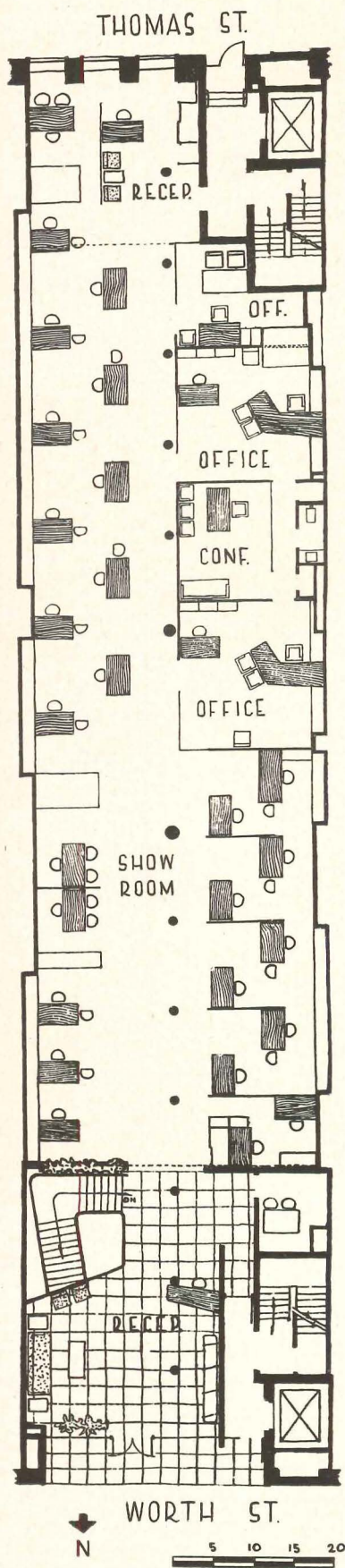


Living room, above center, and dining room, above right, are adjoining. Comfortable, uncluttered appearance of studio, below left and right, is effected by generous storage facilities




Photos: Joseph Molitor

REMODELED OFFICES



GIVE LIFT TO OLD TEXTILE AREA



Photos: Richard Garrison



Beeston and Stott, Architects

Beeston-Stott-Patterson, Designers

THE GROWING TREND of competitors to relocate uptown in the big buildings of New York's congested West 30's and 40's led Greenwood Mills, Inc., to carefully analyze their own position. Their New York sales rooms and offices were housed in a narrow, cast iron front, post Civil War structure that was almost identical to its neighbors. It was located in the heart of the old wholesale textile district where the uptown movement had lessened realty values — and the traffic problem. The final decision to remain and completely remodel the building has helped considerably to add to the prestige of both the district and the firm.


The architects and designers succeeded in providing a series of inviting, open interiors from the long, narrow plan, which had a row of cast iron structural columns through the center. As a light court divided the upper portion of the building, it was decided to provide a separate entrance to the front half so it could be rented. The front of the building was replaced with a new facade of soft blue-green matte-glazed brick and white marble trim. The Thomas Street facade was provided with a new entrance and painted the same blue-green. New stairways, elevators, toilets and air conditioning were installed throughout the building.

REMODELED OFFICES

The reception lobby (below) leads directly into main sales and office area. Interior colors and textures were carefully studied; greens and browns were used throughout, with coral and yellow accents



The stairway shown above and upper right, was planned to be as open and attractive as possible to permit use of basement as a sales area. Besides the general interiors, the design contract included the special louvered ceiling, most of the desks, the wall cabinets, and such accessories as blotter pads, letter trays and waste baskets. Side walls were furred out to hide pipes and pilasters, recess new cabinets

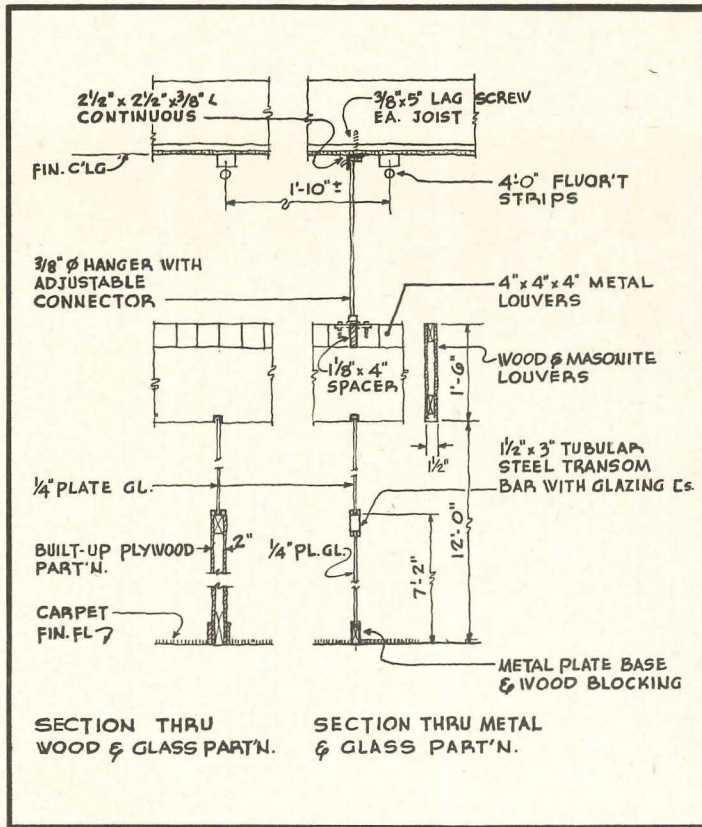


Photos: Richard Garrison

Open planning and glass partitions are also used in upper floors, as in second floor office at right. All floors are surfaced with asphalt tile, rubber tile, or carpet. Walls are plaster, with many surfaced with plastic or textured fabric



REMODELED OFFICES



Detail above shows sections through typical office partitions and through the louvered ceiling of the main floor


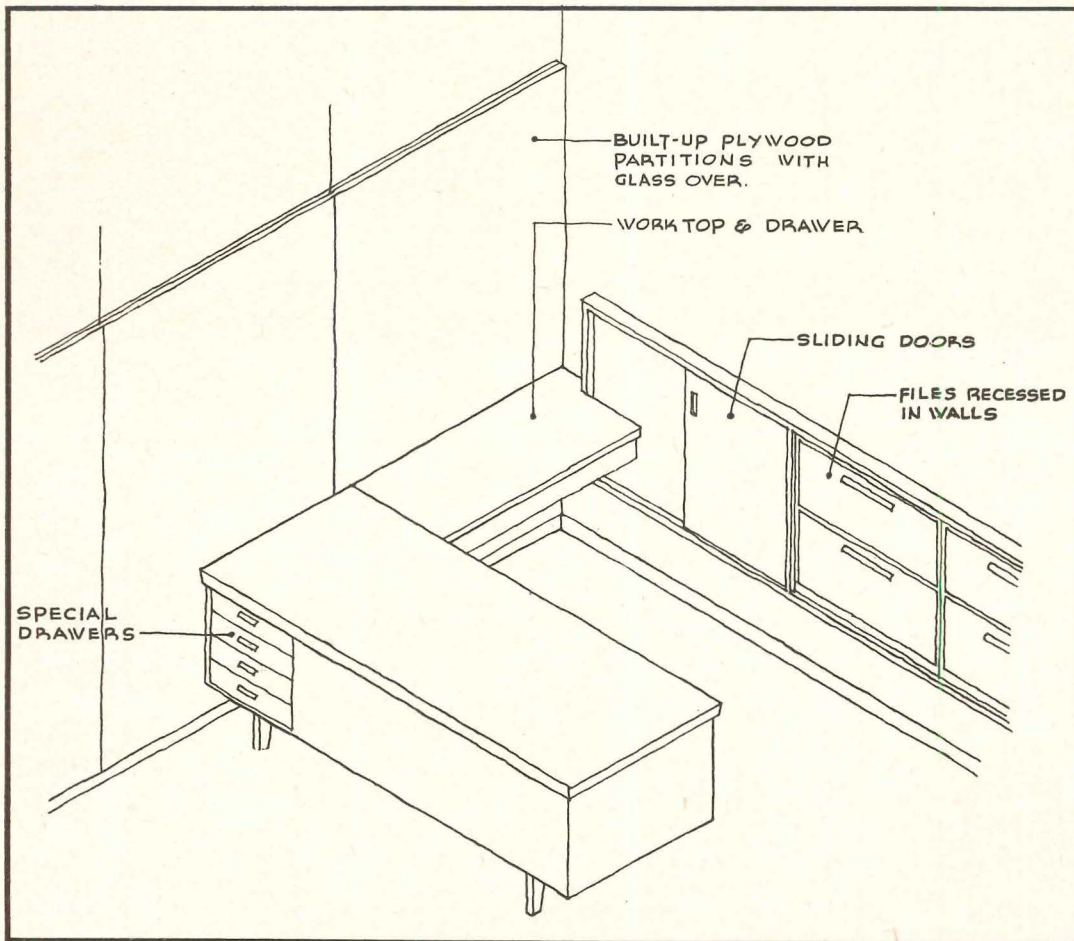

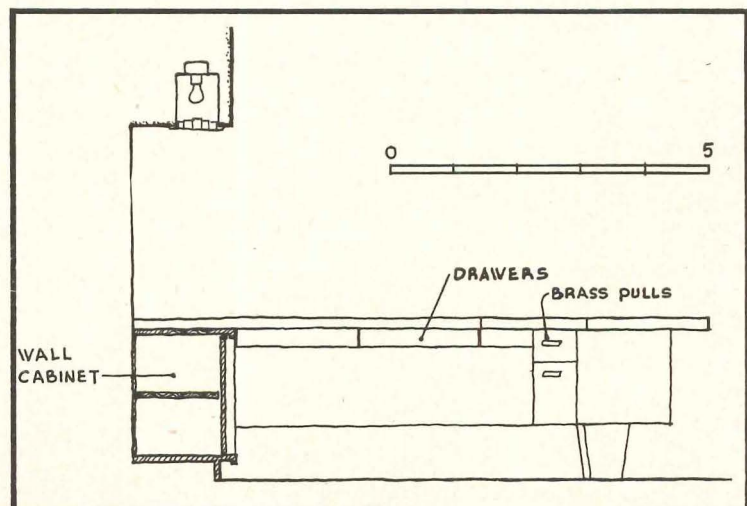


Photo: Richard Garrison



The president's office (above) is in the center of the main floor, and planned at his request to be as open as possible yet give a reasonable amount of privacy. This was solved by using glass and thin wood screens. Detail of president's custom-designed desk is shown right. Sketch at left shows arrangement of junior executive's desk (visible at right in photo)



EXPANDING STORE CREATES DESIGN PROBLEM


Carol Antell, New York City

Seymour R. Joseph of Joseph and Vladeck, Architect

THIS NEW YORK SPECIALTY SHOP has approximately tripled its area since it first opened. Its method of expansion was unusual: first, half the ground floor of a former garage was acquired; then a year later a two-story building two doors away was added; and finally the two were linked together. The three-phase development provided an interesting design problem for the architect, and his solution brought him the First Award in the commercial classification at the 1950 convention

of the New York State Association of Architects.

First part of the project was the Accessory Shop (extreme right on plan and sketch, photos on pages 158-159). Designed for the display and sale of costume jewelry, blouses and handbags, it is straightforwardly open, with cases lining both long walls. Much of the display area is in the deep entrance arcade, which has a large circular showcase as well as counter-height cantilevered cases on both walls.



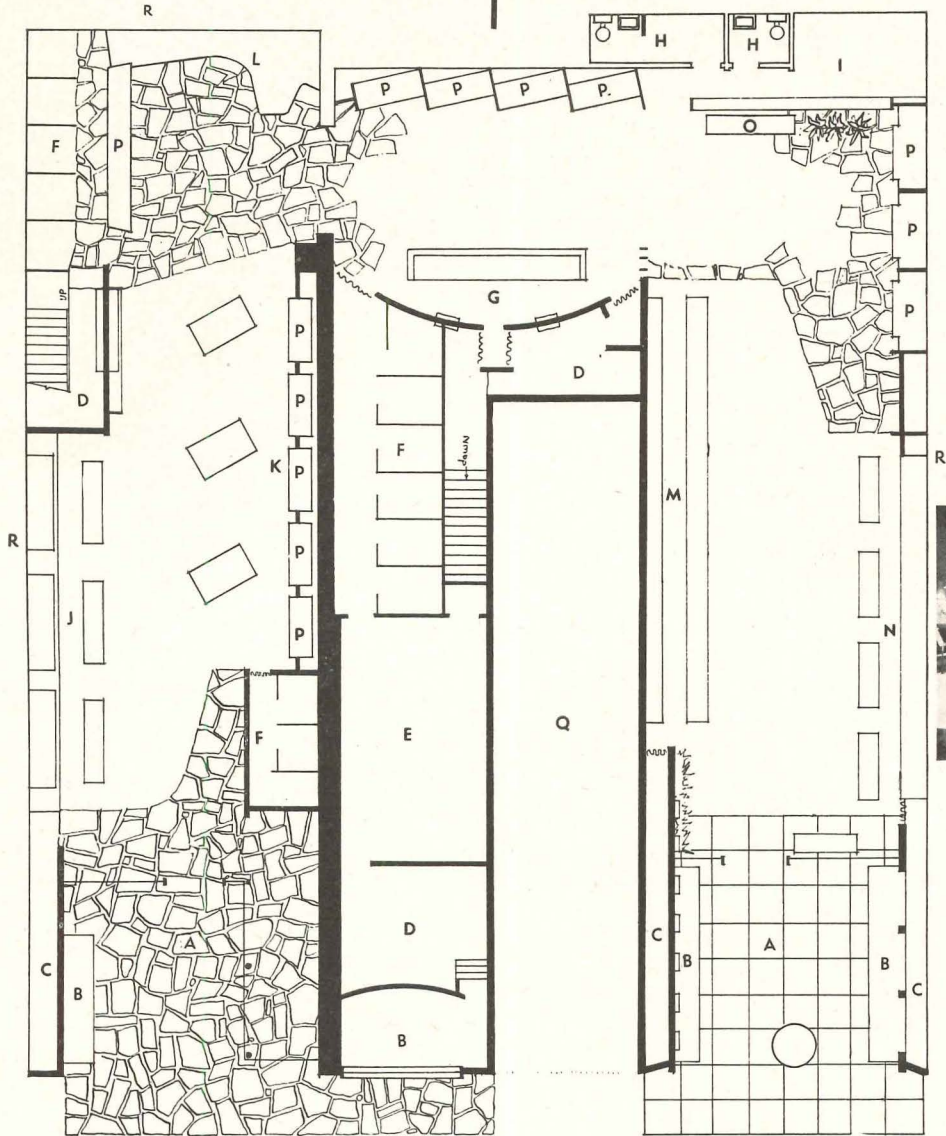
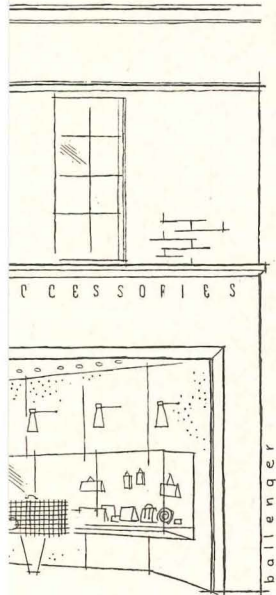
Next came the Sportsweat Shop (left on plan and sketch, photos on pages 160-161), which occupies all of the two-story building. Everything about this shop was designed to suggest the outdoors — the two-story arcade, the flagstone floor, the tree growing out of the show window, and the pool in the rear of the store. (Offices and stockrooms are on the second floor.)

The last and most difficult phase of the expansion came when half the space between the two shops was acquired, along with a continuous area to the rear which permitted a connecting passage. This new space

was utilized for facilities such as stock and alteration rooms, fitting rooms, and wrapping desk. The connecting passage itself also permitted the use of surfacing materials as a visual link between the two quite different shops.

Exterior walls of both shops are precast terrazzo block; interior walls are plaster, wood panels, and Tennessee ledgestone. Ceilings are plaster and redwood, floors are carpeted in sales areas. The architects designed all showcases and fixtures, and selected everything that went into the entire shop — even to the ashtrays.

Photos: Ben Schnall



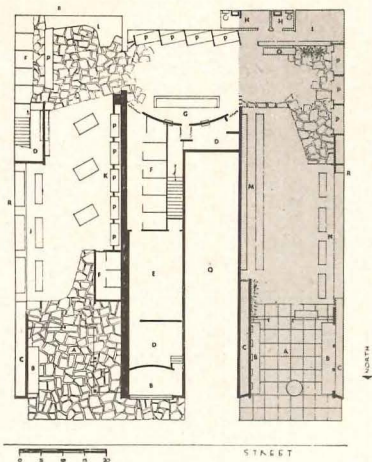
STREET

NORTH

- A. ARCADE
- B. WINDOW DISPLAY
- C. PASSAGE
- D. STOCK ROOM
- E. ALTERATION ROOM
- F. FITTING ROOMS
- G. WRAPPER DESK
- H. TOILETS
- I. AIR CONDITIONING


- J. BLOUSES and SWEATERS
- K. SPORTSWEAR
- L. POOL and DISPLAY
- M. JEWELRY
- N. HANDBAGS
- O. DISPLAY
- P. DRESS CABINETS
- Q. AREA NOT INCLUDED
- R. ADJOINING BUILDING





The Accessory Shop, first part of the store to be completed, has plaster walls and ceiling, concrete floor. Mirrors on jewelry counter are mounted on universal joints, can be swung down behind counter. Rear wall is illuminated glass panel with mirror spots

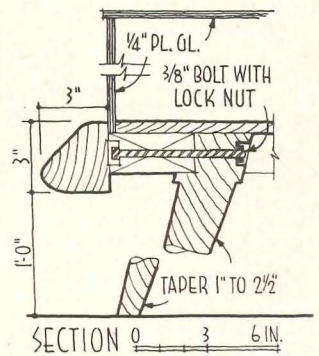
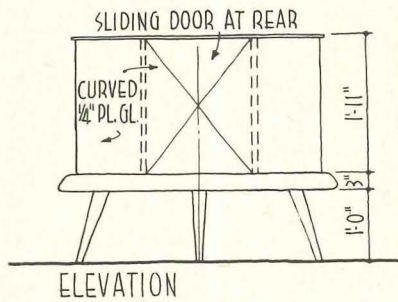
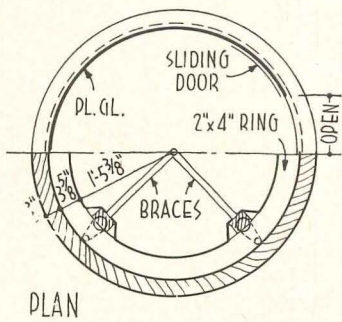
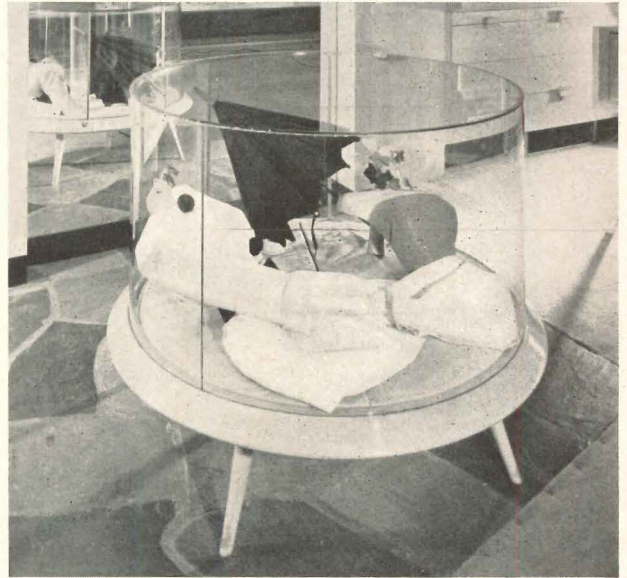
CAROL ANTELL—ACCESSORY SHOP

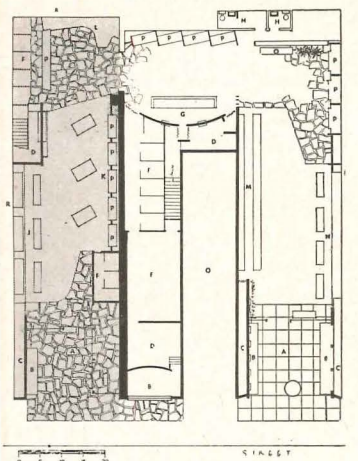


Three circular show cases (details and photo opposite) were designed by the architect especially for this shop; a fourth, mounted on a tapered pedestal, is used in the arcade (left)



Photos: Ben Schnall






Second part of property acquired was a two-story building which offered more freedom in design of exterior. Since this is a sportswear shop, an outdoor atmosphere was desired. Hence the flagstone floor in arcade, the tree growing out of show window. Side walls here are wood panel, rear wall is Tennessee ledgestone

CAROL ANTELL—SPORTSWEAR SHOP


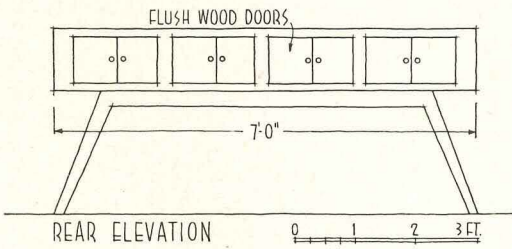
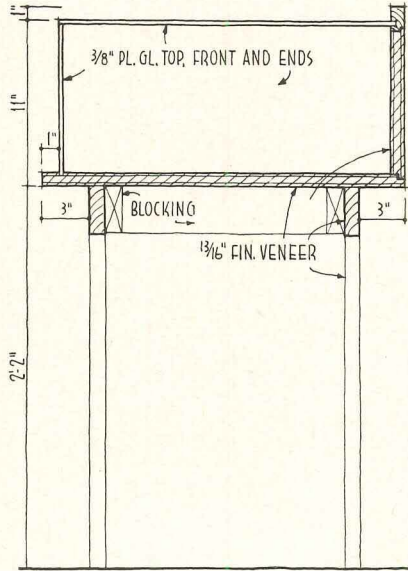


Photos: Ben Schnall

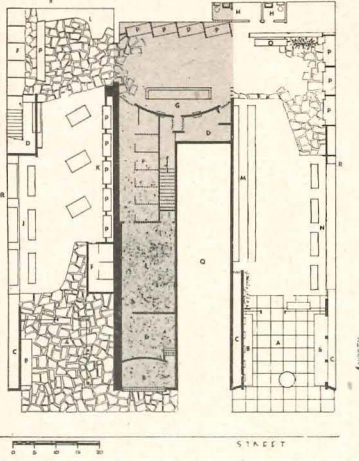


Ledgestone wall is clearly visible from street, adding to outdoor emphasis of planting box on second-floor balcony. A few fitting rooms and stairs to second-floor offices are behind stockroom desk (top, opposite page)






The architect designed all showcases and fixtures, cantilevering most of the wall cases. Flagstone floor of arcade is carried into interior and repeated in rear of shop which connects with Accessory Shop (next page)



CAROL ANTELL — CONNECTING PASSAGE

The two shops were tied together visually by repetition of certain materials, particularly in passage between them, where common facilities such as wrapping desk are located. Wrapping desk is covered in cowhide, which is repeated on bench at rear of Accessory Shop (page 159). Note small pool in extreme corner of Sportswear Shop (right)




Photos: Ben Schnall





INDUSTRIAL BUILDINGS

ARCHITECTURAL RECORD'S BUILDING TYPES STUDY NUMBER 183



CONSTRUCTION OF INDUSTRIAL BUILDINGS has roared on through 1951, and goes roaring ahead into 1952. In the Dodge outlook for this year industrial construction was estimated at just under the volume of last year. And last year was terrific.

How long any country can continue to expand its manufacturing capacity so rapidly, without reaching some limit, is a question nobody seems moved to answer. Right now America is still adding its war production onto its civilian manufacturing, and, except for some metals shortages, doing quite well by both. Business is good, money is flowing, and expansion continues.

It is not just tank plants and steel mills that swell the statistics. It is automobile plants, and pickle factories, and doughnut assembly lines. It is chemicals, medicinals, and perfumes. It is baby foods, and toys, and schoolbooks.

There are other reasons, besides real expansion, for building new factories. New plants are built to house more modern, more efficient, more automatic machinery. To cut costs, to get closer to markets or material sources. To improve transportation. To improve labor conditions. To escape taxation. To simplify or unify operations. To whip competition, in one way or another. There are still ancient and seemingly revered buildings that should long since have been replaced.

All of these factors have a bearing on planning and design. Choosing the location for a new factory has become a complicated study, especially now that industry rather generally is pioneering new and undeveloped areas. The government is actively encouraging decentralization or dispersion as a safety measure in case of enemy attack. Decentralization is a natural development, in any case, as industry seeks new labor sources, new material sources, new transportation efficiencies, increased amenities for workers, freedom for future growth, and so on.

Architects and engineers are then called upon to add to their program basic items which are sometimes merely assumed — water supply, fuel, power and so on. In many instances a whole new community must somehow develop, with workers' housing, schools, shops, everything a town must have. Industry generally has seemed to dodge the responsibility, because of a dread of paternalism and its evils. In the end, however, the success of the entire project may hinge on proper community planning and development, and industrial management is not as blind in this as sometimes appears.

Which is to say that industrial expansion is a very dynamic movement, continually shifting and sharpening its requirements for buildings. It is sometimes said that industrial buildings have settled into a pattern, that they all look alike, that their designs might as well roll off some assembly line for blueprints. But it takes very little reflection to see that design can never become static. Design of buildings for industry, like industry itself, feeds upon change. Like an airplane, it must have forward movement, or fall.

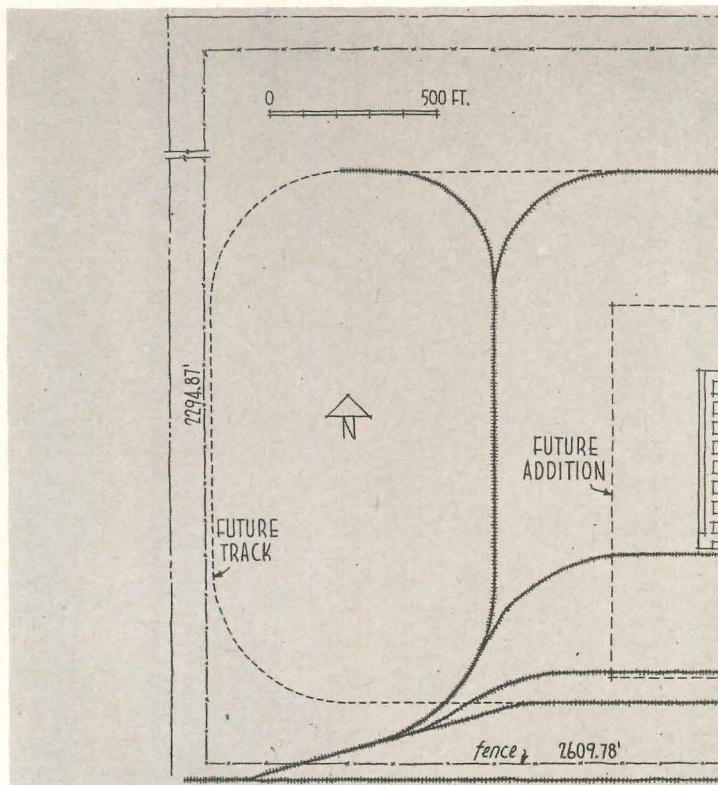
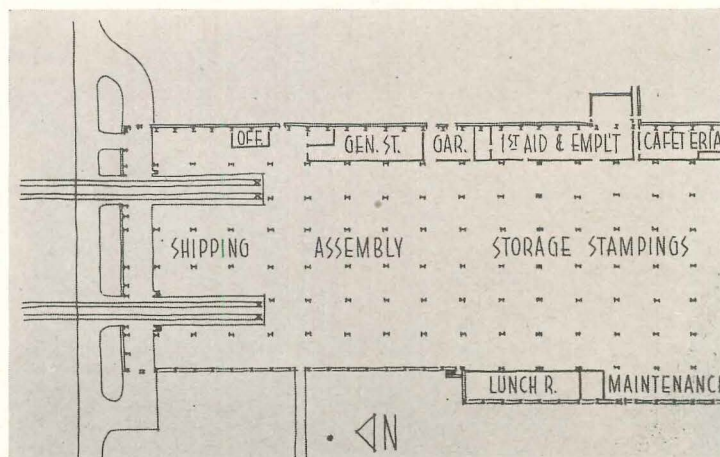


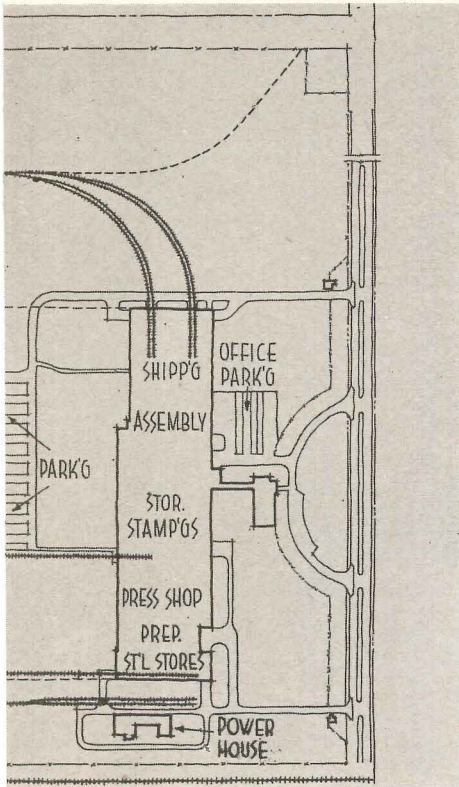
Photo: Lens Art



FLEXIBLE PLANT FOR AUTOMOBILE BODIES

The Budd Company, Chase Plant, Gary, Ind.

Giffels & Vallet, Inc., L. Rossetti, Architect and Engineers



THE AUTOMOBILE INDUSTRY is probably the best client industrial architects and engineers ever had. It has been a huge industry, a growing one, but perhaps more important still, an industry of constant change. In Detroit you hear of a radically improved engine which is coming in a couple of years "as soon as new plants can be built to make it." Each new development seems to require drastic changes, including new buildings, to make the new gimmick with the necessary efficiency.

This Budd plant concentrates on two parts of an automobile body, doors and roof, was needed in a hurry when efficiency required such specialization.

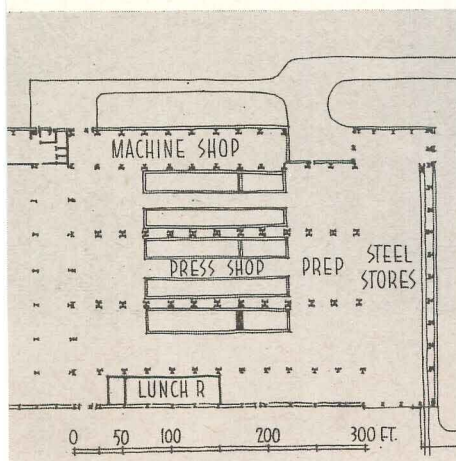

One addition has already been built, increasing the assembly and shipping area by 65,000 sq ft. As the site plan shows,




the plan was designed for great expansion. The first plant could be tripled in size, then a fresh start made in a second loop of railroad tracks. The power plant was placed so as not to block this growth. The original press shop, where body stampings are made, was made large enough to permit the present expansion to assembly and shipping areas.


The press room has one interesting contribution to flexibility. Normally the huge stamping machines are set in individual pits and thus are difficult to move to accommodate changes in the work line. Here the engineers worked out a long trench (there are five of them)

to take the machines in any desired location (plan and sections, page 168). Prebuilt, trussed slab floor sections can be placed across the pits between machine mountings. This system makes it possible to move the huge presses back and forth at will, or even change their place in the rotation, without the delay and expense of building new pits. Actually there are three different cross sections in the five trenches; changes from one line to another would be rare, but to an extent even these could be accommodated.

It is interesting to note that the bottom seven or eight feet in the deepest pits are below the water line in the marshy base of the sand dunes on which this building stands. Metallic waterproofing has avoided any trouble in this respect. The engineers have also been able to cope with some settling, by opening the floors at spots and pumping in sand.






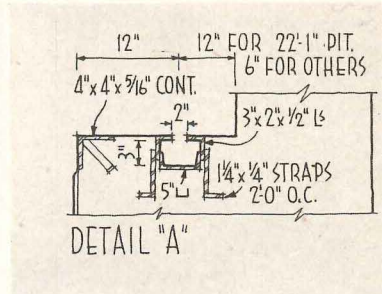
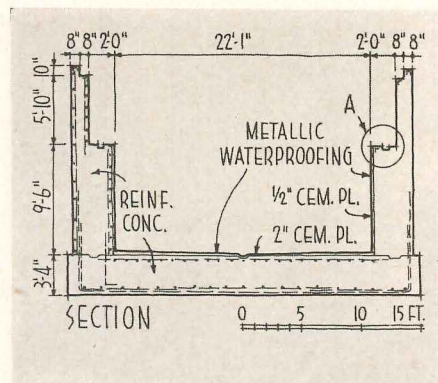
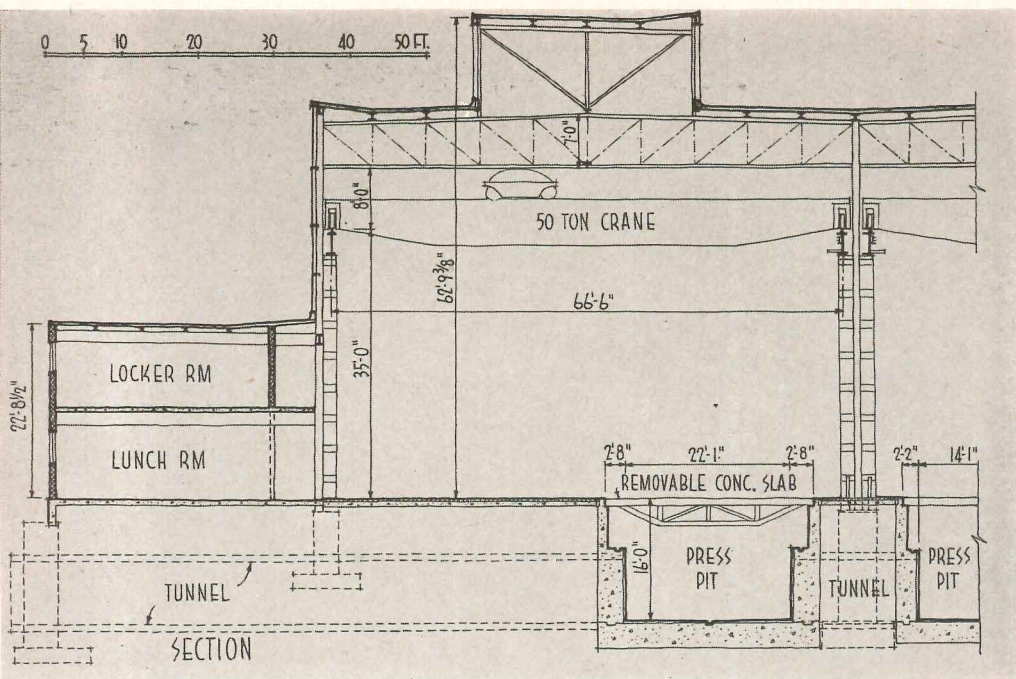


Photos: Lens Art


The above photograph is already out of date, as this shipping and assembly area has been enlarged by 65,000 sq ft



Offices are in separate buildings relatively far away from the plant, for isolation from noise of heavy metal presses



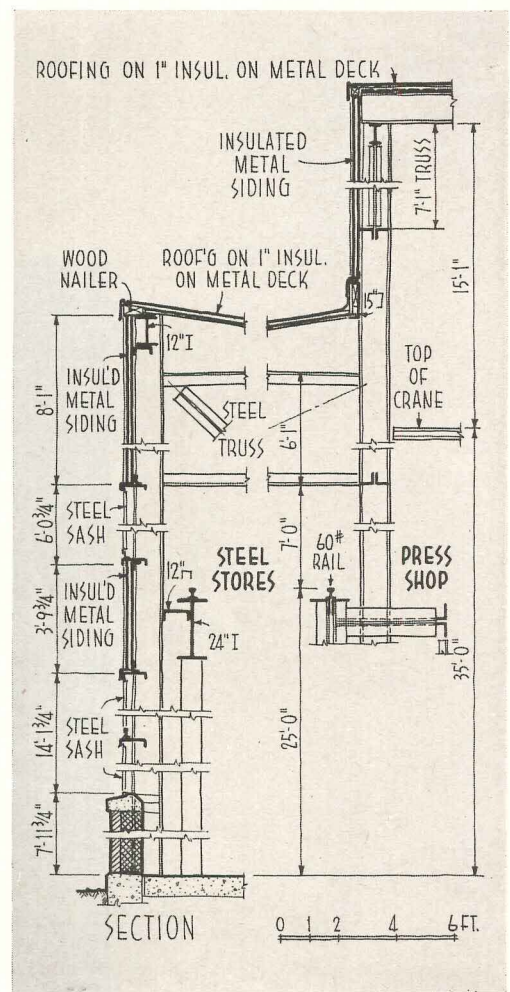

Press pit is a long trench in which the huge presses can be moved up or down the line as production changes require, are deep enough for maintenance servicing of presses. Removable trussed slab floor sections cover pits between press locations (see also small photo below)





Photograph at left shows largest metal presses in line over pits. Photo above shows underneath view of press being serviced from the trench. Note floor section in place spanning pit trench between machines



Photos: Lens Art



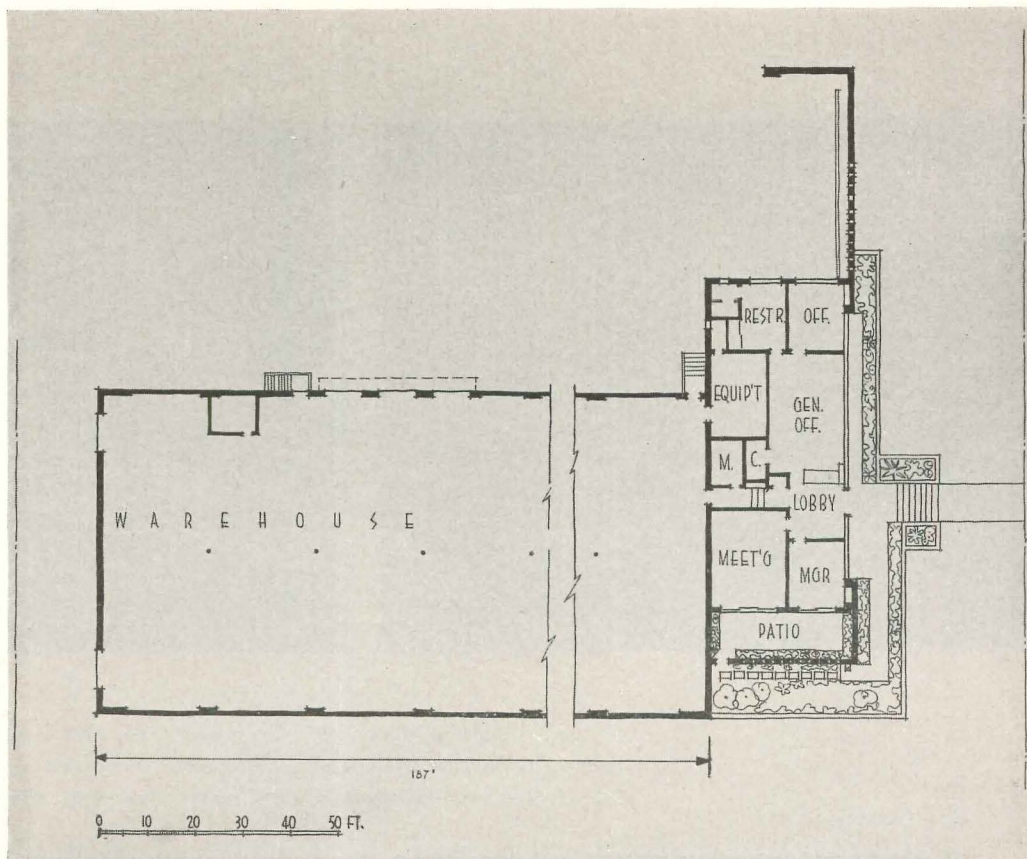



WAREHOUSE BUILDING

District Offices for S. C. Johnson & Son, Inc., Los Angeles



Photos: Julius Shulman




FOR FUTURE MANUFACTURING

Albert C. Martin and Associates, Architects and Engineers

This building was awarded an honorable mention in the recent Honor Awards Program of the Southern California and Pasadena chapters of the A.I.A. "Plan was simple and direct," said the jury report, "with fine relation between office and warehouse. The interior of the warehouse has real beauty . . ."

DISTRIBUTION of nationally advertised products on the West Coast frequently calls for a building such as this, a district office building and warehouse planned for later manufacturing operations. In such an enterprise the site is chosen with consideration for both administrative and truck traffic, in this instance in a fast-growing industrial area southeast of Los Angeles proper. Site and building are planned to allow for expansion of both office portion and manufacturing space. And architectural values are developed for both prestige and advertising purposes.

Structure is reinforced brick masonry, using common brick for the warehouse and face brick for the office portion. Windows are steel sash, mechanically operated in the warehouse. Floors are quarry tile in the patio, slate on the terrace; office floors are covered with rubber tile, asphalt tile, linoleum, cork tile and hardwood parquet floors. In the warehouse floor is concrete, treated to increase its hardness and to control cracking. Walls in the warehouse are exposed brick; office walls are finished with several species of hardwood paneling, natural wax finish. Acoustic tile ceilings; fluorescent lighting.



Walled-in patio at one end of office building provides a pleasant outlook for the district manager's office, and for the sales meeting room (upper left). Sliding doors open these rooms to the patio

Photos: Julius Shulman




FACTORY AND SHOWROOM FOR PERFUMES

Fabergé Perfumes (Canada) Ltd., Etobicoke, Ont.


John B. Parkin Associates, Architects



IN ANOTHER era a showroom would not be combined with a factory unless the location were in a downtown section, on routes well traveled by buyers. This one, however, is designed to attract retail representatives to an outlying location, on Queen Elizabeth Way, Etobicoke, Ontario. It provides full manufacturing facilities for perfume, cologne, and other cosmetics,

complete employee facilities, and office and showrooms. A cosmetic showroom does not amount to much, measured in square feet, but it does call for a certain sales approach in design — reflecting pool at entrance, gardens (yet to appear), serpentine wall separating main and employees' entrance, spacious lobby, general attention to display. Interiors are quite colorful.



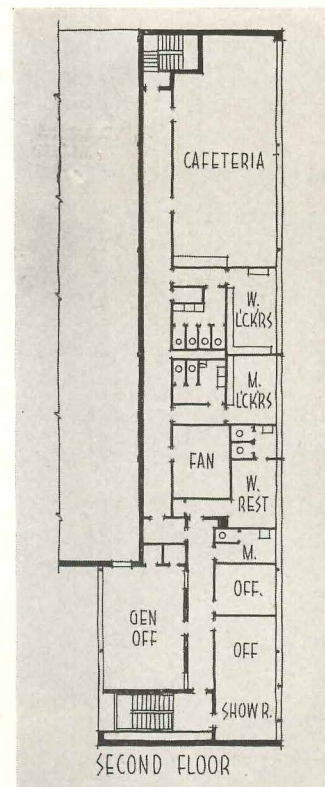
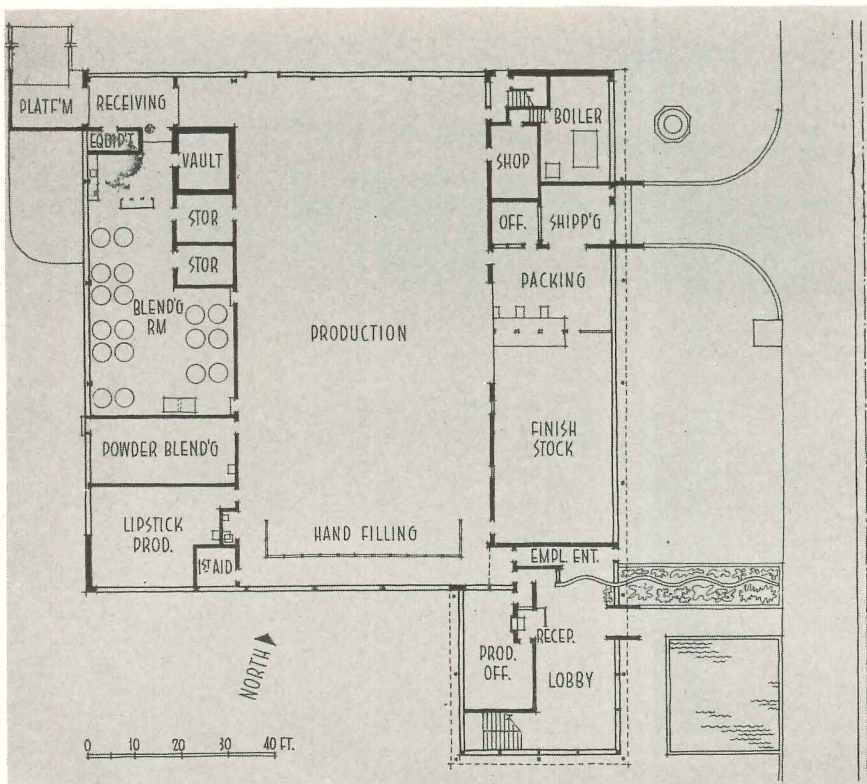
Photos: Panda








Photos: Pando

Main lobby, above and left, is unusually spacious, since this is showroom for Fabergé as well as factory. Serpentine wall is continuation of one outside, separating entrances






Sales offices, even for cosmetics, manage to avoid the chi-chi effects in furniture and decoration usually associated with displays of feminine items. Main production area, below, has 60-ft clear span, bright colored walls, general and local lighting



LABORATORY FOR MUD ENGINEERING



*Offices and Laboratories for Baroid Sales Division,
National Lead Company, Houston, Texas*

Wyatt Hedrick, Architect

The H. K. Ferguson Company, Builder

MUD RESEARCH means the development of various drilling mud concoctions to lubricate, cool and clean the operation of drilling an oil well, and is, of course, important in the world's search for new petroleum fields. This new building combines mud laboratories and offices, and consolidates two company divisions, one being moved in from the Pacific Coast.


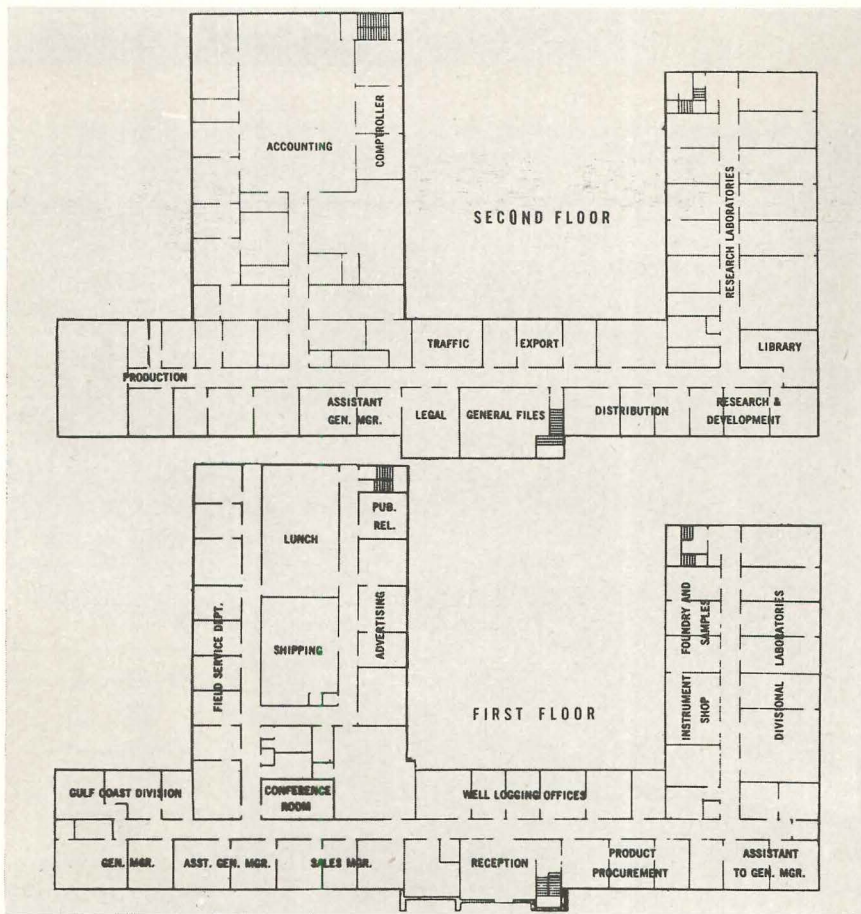
The building is of reinforced concrete construction with buff face brick walls. It contains a total area of approximately 40,000 sq ft. For the office space at the front, unbroken fenestration extends the length of the building. Windows along the laboratory wing (photograph above) are separated by piers which are necessary to good space use in laboratory space.

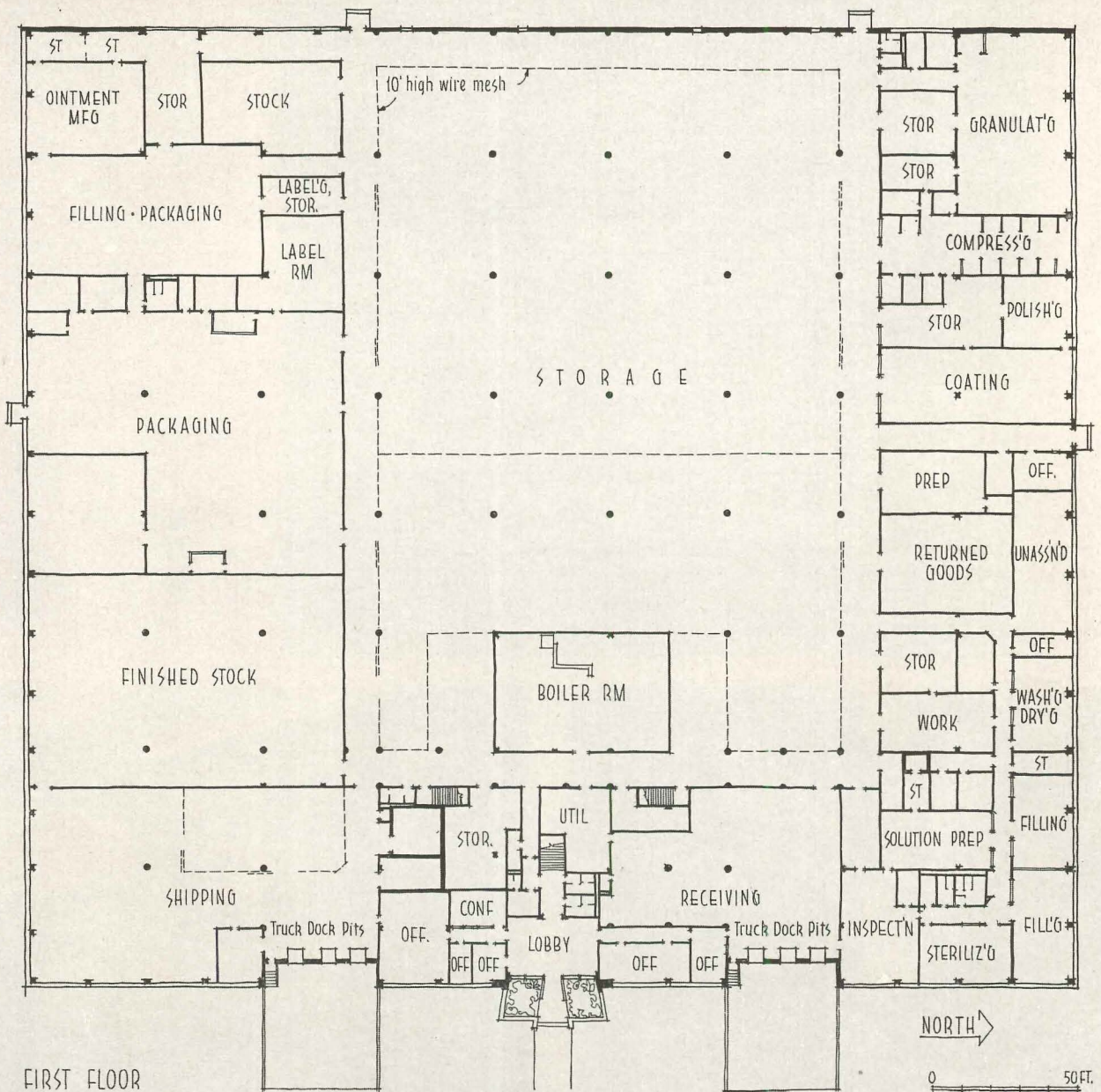

The building is completely air conditioned, and is equipped with its own heating plant. Lighting is provided by fluorescent lamps hung just below ceilings of acoustical tile.





Photos: Litterst Comm.





FIRST FLOOR



Photos: Gottscho-Schleisner

PLANT FOR PHARMACEUTICAL PRODUCTS

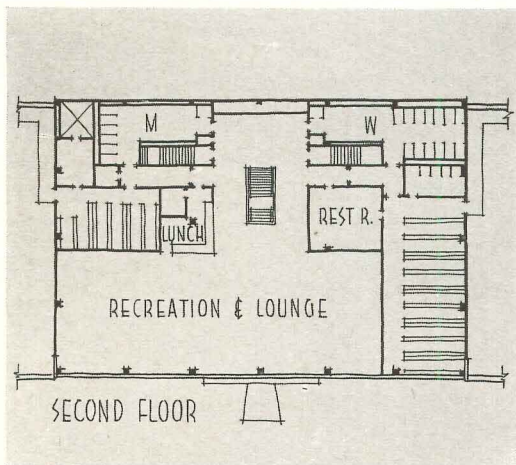
Ciba Pharmaceutical Products, Inc., Summit, N. J.

Petroff & Clarkson, Architects

Guy B. Panero, Engineers

John W. Ryan Construction Company, Builders

SIX ESSENTIAL REQUIREMENTS were specifically laid down for this pharmaceutical plant: 1. closely controlled temperature and humidity conditions, plus highest standards of cleanliness; 2. layout for four separate manufacturing operations; 3. design for good employee and community relations; 4. materials and finishes for hard wear and easy maintenance; 5. provision for expansion of any one area; 6. blending of the new building with the existing group. Contributing to these ends, the plan puts manufacturing operations along outside perimeter, warehousing and mechanical equipment in the center. This scheme gives workers best locations; also permits separate zone controls for air conditioning and humidity control.






Photos: Gottscho-Schleiner


In addition to the cafeteria, the second floor has recreation room with ping pong tables and so on. Second floor can be added to as required. Below, left: solution preparation room, where begins the manufacture of various ampule products. Below, right: packaging operations



Below, left: ampule filling and sealing is done by operators in these cubicles along outside perimeter, for most pleasant working conditions. Below, right: kettles for sugar coating pills; one hose supplies warm air, the other is an exhaust. Relative humidity is 40 per cent



Below, right: large central warehouse area has ceiling height of 19 ft, and is the only part of building in which structural steel is exposed. Columns, however, are protected at base with concrete



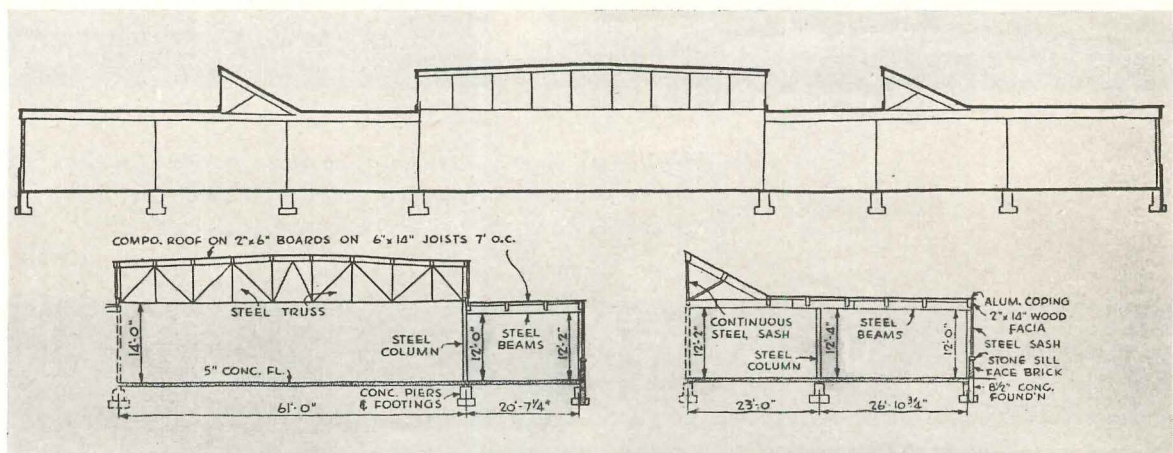
TWO VARIATIONS OF PROTOTYPE DESIGN

Two Food Products Plants at Clearing Industrial District, Chicago
John S. Cromelin, Architect

AT THIS OLD and well-established industrial subdivision, small factory buildings tend to follow a prototype design worked out many years ago (see sections below, from ARCHITECTURAL RECORD, December 1946). Here are two similar buildings, both for food products, which follow the pattern in some respects, differ in




Photos: Hedrich-Blessing



others. The basic scheme uses various combinations of more or less standard bays, wider center bays with trussed monitor roof, A-frame roof sections to light interior bays, mostly with wood joists on steel beams, and mill type of roof construction. The Melville building, in which speed was of paramount importance, was designed as far as possible to use a supply of fabricated steel which the Clearing Company already had. Minor adjustments were made in column spacing, and in a wide bay where bar joists were used.

In the Chapman & Smith building, a standard bay of 26 by 30 ft was used, to meet special pallet storage requirements. Alternate bays were raised to provide monitor lighting, with the usual steel beam and wood joist construction. Here a variation was made: wood joists were placed above beams, instead of set flush on steel angles. In these bays this scheme saved on sprinkler heads and connections.





*In Melville building speed of construction was necessary,
as previous quarters had to be vacated to widen street*

*Chapman & Smith makes a display of its new building for
visiting women's groups, as company makes bakers' mixes
for doughnuts, pie crust, cakes, also jellies and fruit syrups*







Photos above: Hedrich-Blessing

Melville plant, making many different kinds of confections, has very complicated production flow, and resulting lines have a Rube Goldberg look; but they are result of much study and many rejections, and they work

Chapman & Smith laboratories are air conditioned, as are also offices and kitchens. Below, right: completely enclosed truck dock is necessary for loading and unloading perishable materials, is lighted by monitor






Photos above: Hedrich-Blessing

Most of plant is quite open; some areas, however, develop explosive hazards of starch dust, have elaborate precautions

"Wet room" has quarry tile floor and wainscot, to protect it against the corrosive action of fruit juices used in jellies



CONSOLIDATED OFFICES



AND WAREHOUSE BUILDING

American Cyanamid Company Building, Los Angeles

John M. Stahl, Owner

McClellan, MacDonald & Markwith, Architects


M. J. Denn, Designer Associated with Owner

Buttress and McClellan, Contractors



CONSOLIDATION was the *raison d'être* for this little building, consolidation of several office and warehouse locations in the Los Angeles area. Cyanamid does not own it; it was built for them by the owner under a long-term lease.

The building has 44,700 sq ft of warehouse and 18,400 sq ft of office space. It is of pre-cast slab wall construction, the slabs poured one on top of the other, then set in position and joined by poured columns. Wall slabs are poured on floor slabs protected by Hunt's process from adhering. A stack of wall panels may be poured one on top of the other, with windows framed in and reinforcing bars projecting out the sides. Concrete is vibrated after being poured and one surface troweled smooth for an interior finish. Panels are then lifted into position, steel projections welded together, column steel forming set and the column poured.




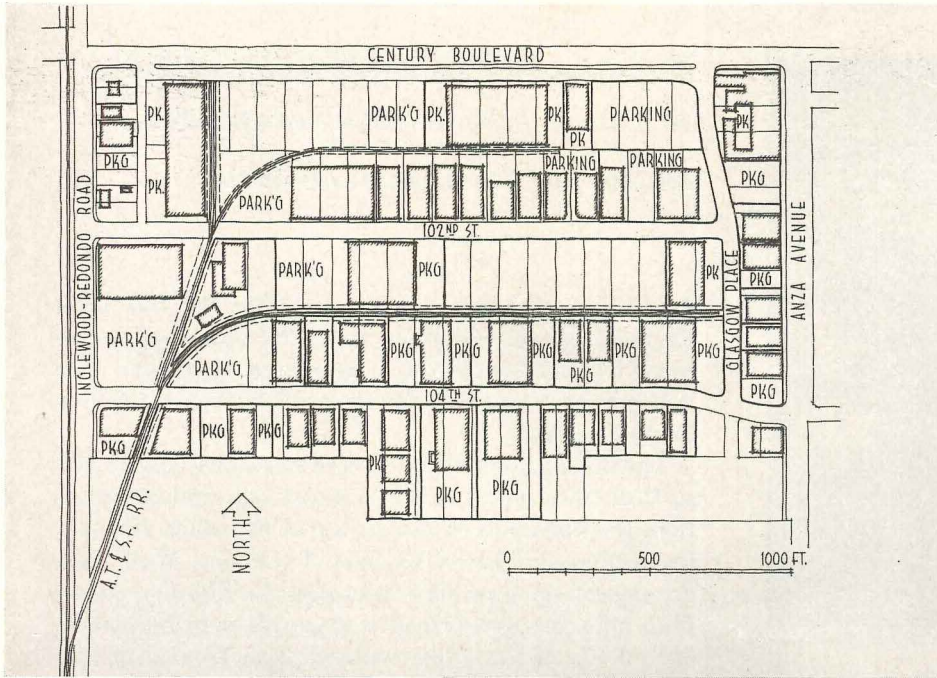
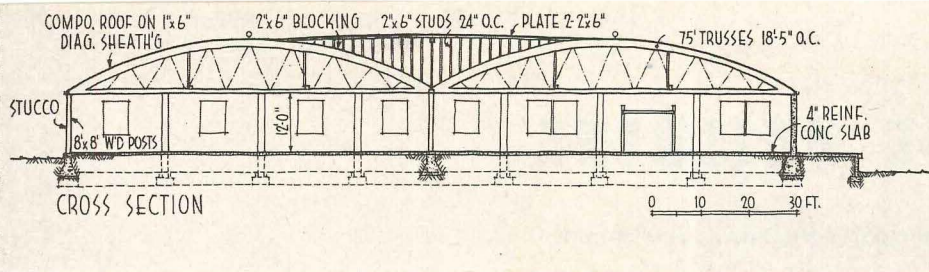


Photo: William Eccles

TILT-UP BUILDING FOR INDUSTRIAL

International Airport Industrial District, Los Angeles

S. Charles Lee, Architect

THE INDUSTRIAL SUBDIVISION, or "district," is by no means a new idea, but is one that has seen much development in the postwar industrial expansion. The advantages of prearranged rail lines, roads, utilities have been attractive to small factories. Frequently, in fact usually, there have been further advantages of efficient and economical construction, so that many of the factory management's building problems have been solved for them by specialists of the district.

The International Airport Industrial District at Los Angeles is one that has developed rapidly in the last year or two, until the site plan for its 95 acres now shows more than 40 plants, with more in progress. It is being developed by Samuel Hayden and S. Charles Lee, architect, with Frank A. Schilling as project manager. There are 120 plots, each slightly over a half acre, zoned for M-2 light industrial buildings. There are certain controls over plans, set-backs, parking provisions, and so on, so that there are guarantees of continued smooth operation.

Virtually all of the buildings use the Precast structural system of tilt-up concrete construction, with methods and modules standardized. The standard spacing of trusses, based on the maximum allowable length of 2 by 8 rafters spaced 24 in. o.c., automatically establishes

a modular length of side wall panels for 18 ft 5 in. bays. An early fault of some precast wall panels — shrinkage cracks at corners of window and door openings — was eliminated by the use of diagonal steel in the panels.

The standard practice on the Hayden-Lee tract has been first to prepare the grade for the floor, whether it be ground level or car height. The isolated footings on which the wall panels rest are then poured, then a strip of floor of suitable width is laid, in checkerboard pattern to control cracks. Next the floor is coated with a bond-breaking agent — and simple wall forms are placed on the slab in a horizontal position. Steel sash, held in forms, are then placed, followed by reinforcing steel, and the concrete poured. After the required curing time has elapsed, the wall panels, weighing up to 30 tons, are raised by heavy truck cranes or derricks, placed in vertical position and braced by means of adjustable braces. Column steel and enclosing forms are erected and the columns poured, after which the trusses, which have been built and assembled on the job, are raised, and the roof completed.



Typical arched truss spans 75 ft, and typical building combines so many units of space 18 ft 5 in. by 75 ft. Usually about 10 per cent is devoted to office space, and fronts are given treatment to suit the client.



Photo: Julius Shulman

DISTRICT


Samuel Hayden, Builder



Various stages in the tilt-up process in which side wall panels are poured on the floor, raised into position and joined by poured columns. Wall panels are dimensioned to fit an 18 ft 5 in. column spacing, usually are 12 ft high. Roof trusses, 75 ft, are built on site

Most plants at International Airport Industrial District are small factories, making small products or parts — plastics, food products, sheet metal products, electronics, cosmetics, and so on. Buildings look much alike except for the fronts, where trademarks and promotional displays show strongly as the determinant for esthetics

Photos: Julius Shulman



TRENDS IN WARM AIR HEATING

Part 1: Houses

METAL SHORTAGES combined with high building costs are encouraging novel designs of warm air heating in houses. This does not imply that these systems are only substitutes. It does mean that they lend themselves to the application of non-critical materials, that the structure itself can be made part of the heating system to reduce costs, and that a deterrent to their more widespread use has been the lack of correlated performance data and of knowledge concerning how air behaves in unorthodox distribution systems.

This article reviews many new types of warm air heating and shows examples of non-critical materials being used. It also reports the results of some current laboratory research and field investigations to show that these systems meet present-day comfort standards, and that proper attention must be given to the design of the system, including site selection as well as location of ducts. Most of the discussion will be devoted to the basementless house, but other examples show systems for houses over crawl spaces and houses with basements.

Concepts of warm air heating have had to be revised in line with modern house building practices such as the concrete floor slab, extensive use of glass, application of the panel heating principle, the desire to save cubage and to cut the cost of the mechanical system, and the desire for greater flexibility in planning.

Non-Critical Materials

It was natural that many non-metallic materials would be used for ducts in concrete slabs, as well as traditional galvanized ducts and less conventional galvanized downspouts (see ARCHITECTURAL RECORD, Dec. 1948, pp. 135-6), the governing factors being the type of system, availability and cost of materials, and local labor practices.

Following is a list of non-metallic duct materials and some systems being used that require practically no metal: (1) cellular clay tile, (2) clay pipe (sewer

tile), (3) concrete pipe, (4) plastic pipe, (5) pre-cast hollow concrete slabs, (6) fiber pipes impregnated with plastic, (7) asbestos pipe, (8) wood sleepers over a concrete slab (warm air panel), (9) furred down ceiling of wood and gypsum board (ceiling panel), and (10) crawl space heating.

Space Saving Equipment

Some of the new warm air heating systems in which air is admitted to the rooms have many inherent advantages. They can provide ventilation, banish odors, and control humidity. They respond rapidly to outside air temperature change. They permit cooling as well as heating. Air blankets windows to counteract the effect of their low temperature.


Air's biggest disadvantage is its low density and specific heat, which means that a much larger conductor must be used to deliver heat by air than by water or electricity. This need not be a disadvantage where the warm air supply and return ducts are part of the structural slab, but it could be with conventional forced warm air. High velocity warm air systems with small 4-in. ducts have been developed to overcome this difficulty, especially in houses of more than one story.

Warm Air Perimeter Heating


In this article the term "warm air perimeter heating" designates systems which heat primarily by convection, forming a curtain of warm air in front of windows and at the outside walls of the house at the point of greatest heat loss. It is estimated that from 60 to 80 per cent of the heat loss from a basementless house occurs here. There are three "perimeter" methods of heating concrete slabs.

Perimeter Loop System. The perimeter loop system utilizes a continuous duct loop around the perimeter of the house, located 2 in. beneath the concrete and from 3 to 5 in. in from the edge of the


Non-Critical Duct Materials



Stock, three-cell clay tile



Hollow-core structural concrete slabs



Concrete pipe



Above: Plastic impregnated fiber tubes

Below: Vitreous clay pipe



WARM AIR PERIMETER HEATING

slab. This loop is then connected to a warm air plenum in the concrete slab by means of feeder ducts. Warm air is delivered into the rooms through registers placed in the floor beneath the windows and opening into the perimeter loop duct.

Radial System. The radial system also utilizes registers placed in the floor beneath the windows, but differs from the perimeter loop system in that a separate warm air conduit is installed from each register location to the warm air plenum cast in the concrete slab. Floor surface temperatures between registers may not be as warm as with a perimeter loop system.

Lateral System. The third method is the lateral system, in which a series of small, parallel ducts are installed in the floor from a central distribution duct that runs the entire length of the building to two collecting ducts on either side of the building. It is estimated that heat from

the loop system and the radial system is about 30 per cent radiant and 70 per cent convection.

Design Considerations. Air flow through the perimeter duct must be adequate and the temperature must be high enough to maintain comfortable floor temperatures. With a low velocity air flow, the temperature drop in the ducts is too great. Most of these systems are designed for duct air velocities, particularly in radial ducts, of between 600 and 800 ft per min.

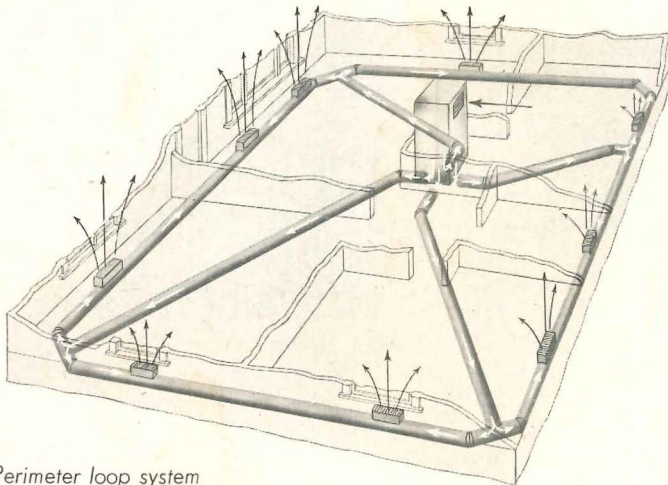
Radial feeders must be spaced at intervals along the perimeter duct not greater than 25 to 30 ft, and there should never be more than three outlets between any two feeders. A register must never be located closer than 2 ft to the intersection of a feeder duct and the perimeter loop duct. Usually it is best to have an intersection of a radial feeder duct and a perimeter loop duct at the point of greatest heat loss.

The feeder ducts should slope down-

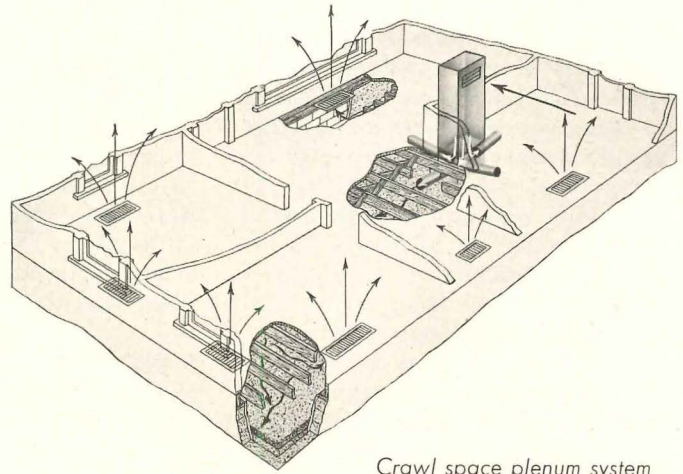
ward toward the plenum so that they will be at least 5 to 6 in. beneath the slab at the point where they enter the plenum. This pitch places the feeder ducts farther beneath the floor surface at their hottest point so that the floor surface temperatures will not be excessive. Registers should be placed from 5 to 7 in. in from the inner surface of the outer wall.

Crawl Space Heating. In houses built over a crawl space, it may serve as a warm air plenum. The warm air is delivered into the crawl space from the furnace through a suspended sheet metal duct, which extends down from the furnace into the crawl space, and then through short ducts that direct the air into all corners of the house. If the furnace is centrally located, a minimum of four ducts, probably 6 ft long and 6 or 8 in. in diameter, will be sufficient. If the furnace is located at one end of a long, rambling building, it may be necessary

(Continued on page 194)





Perimeter loop system



Crawl space plenum system

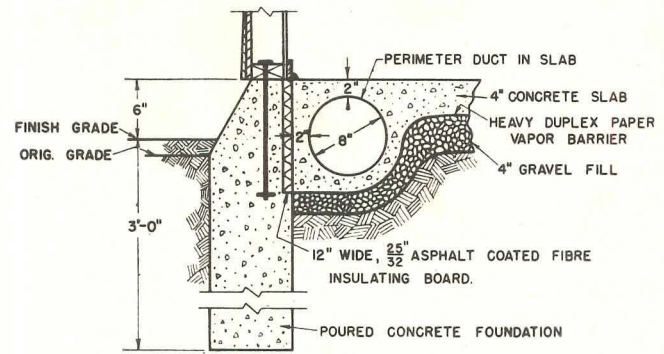
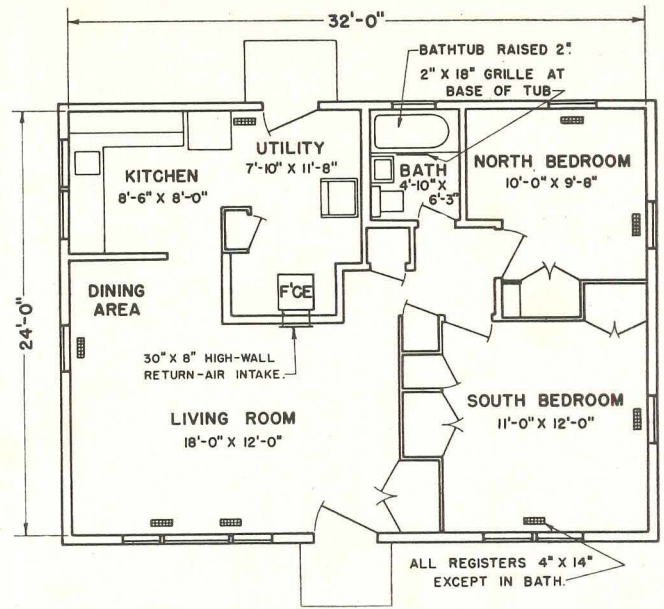
Space-Saving Equipment

Left: vertical, downflow furnaces fit compactly into a small utility room. In small houses, the return air flows freely through the rooms and back through a louvered opening in the door of the utility room. Center: horizontal furnaces save space when installed in an unused attic. Right: high velocity systems blow air through small 4-in. ducts

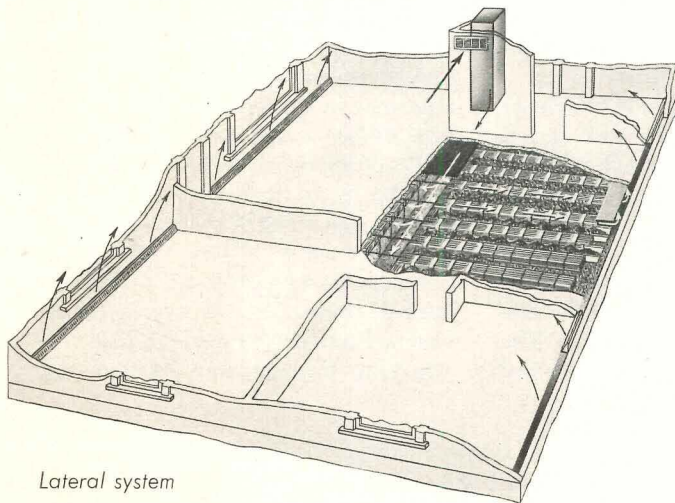


Graphs and a table on this page and the next show the performance of a perimeter loop heating system with radial feeders installed in Warm-Air Heating Research residence No. 3 at the University of Illinois. This type of system is illustrated in the drawing farthest left across the page. The system consists of an 8-in. warm-air duct embedded in the concrete slab in the form of a single loop around the periphery, and a series of 8-in. radial feeder ducts, connecting the perimeter duct with a subfloor plenum. Four arrangements of feeder ducts were studied as indicated in the sketches on this page marked A, B, C, and D. At the bottom of the page are given the floor to ceiling air temperature differentials for a typical winter day. And on the next page, floor temperatures are shown for duct arrangement "A".

The tests are part of a continuing research program under the sponsorship of the National Warm Air Heating and Air Conditioning Association.

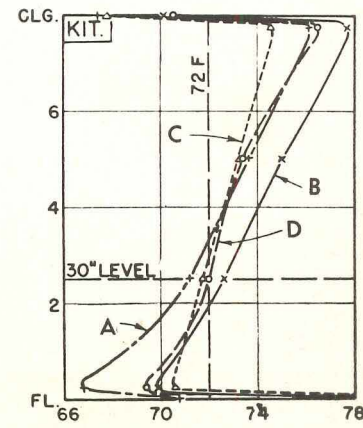
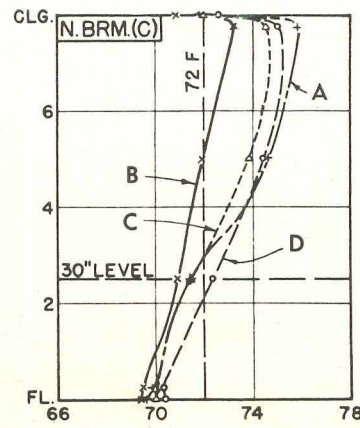
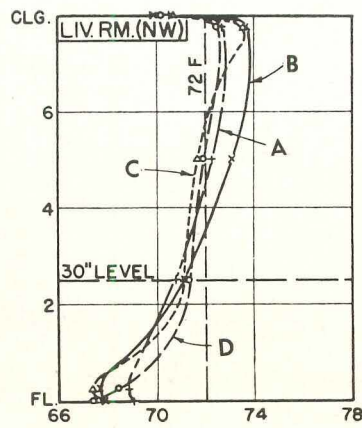
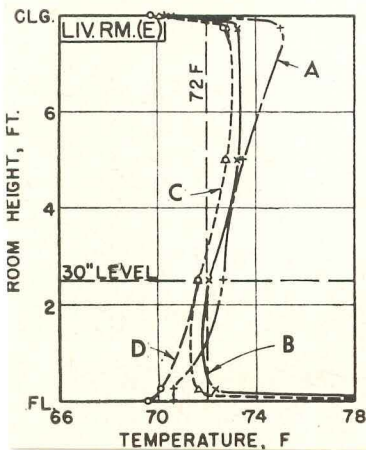
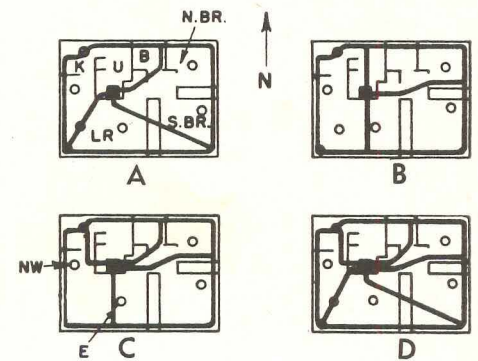


Above: plan of Warm Air Research Residence No. 3 at the University of Illinois and section through floor slab showing warm air duct located at periphery of the slab; note insulation and vapor barrier



Lateral system

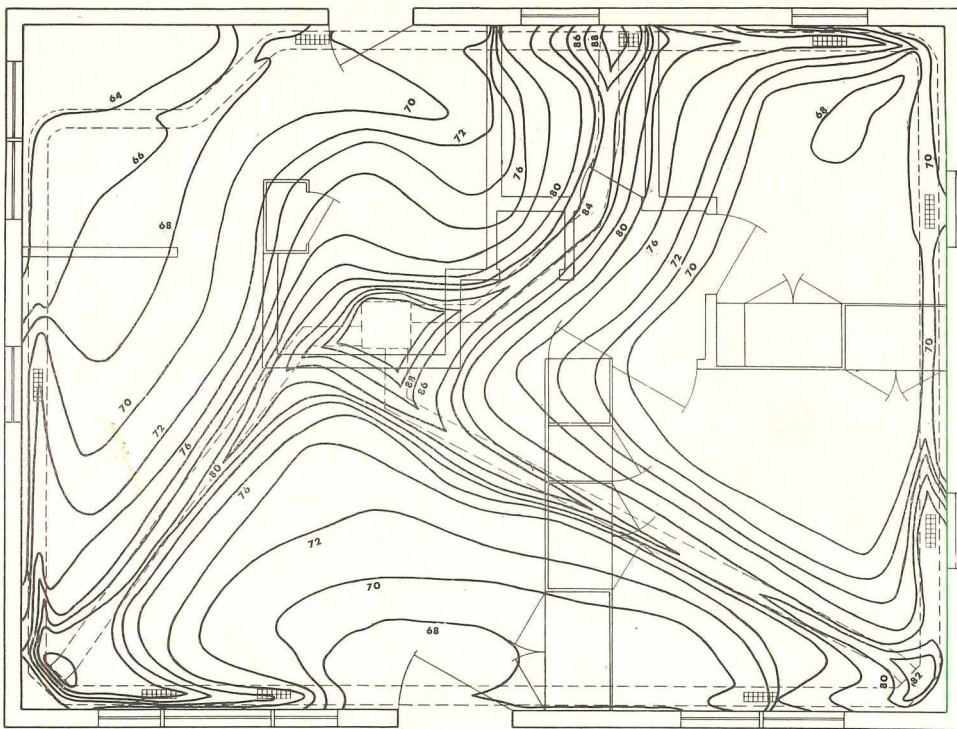
Right, below: four duct arrangements were tested to determine their effect on room air and floor surface temperatures. Below are floor to ceiling air temperatures for this weather: no sun; wind 2-7 mph; outdoor temp. 18-21 F. Average differential for D was only 2.7 F, attributable to greater panel effect



Heat Balance for Perimeter Arrangement "A"

Items	Measured Values, Btu per Hr
Subfloor Loss	6,280
Above-Ground Losses	16,100
Total Heat Loss	22,380
Heat Supplied Above Ground	
a. Warm air from floor registers	9,350
b. Panel Heating effect	3,090
c. Furnace casing heat transfer	1,100
d. Flue pipe heat transfer	370
e. Electrical energy	1,190
f. Heat from Occupants	1,000
	16,100

Note: Values based on outdoor temperature of 35 F and wind velocity of 10 mph, SW. No solar heat gain occurred.



Floor surface temperatures for Residence No. 3 with outdoor temperature 30-35 F, no sun

to install one or two ducts (8 to 12 ft long or longer) to get the heated air into the far corners of the crawl space.

The air is then delivered into the rooms through registers placed in the floor beneath the windows and connected directly with the open crawl space. There is no duct work connecting each individual register to the furnace.

Crawl Space Treatment. It is fundamental that the site be well drained and properly graded, and every precaution be taken to avoid the collection of ground water in the crawl space or around its foundation walls.

The crawl space area up from the foundation wall must be air-tight.

The inner surfaces of the foundation walls should be insulated, and at least one surface should be treated to act as a vapor barrier. The *U* factor of foundation walls should be about that of the walls in the habitable area. Outside wall surfaces between the joists should be insulated with a 2 or 3 in. thick batt.

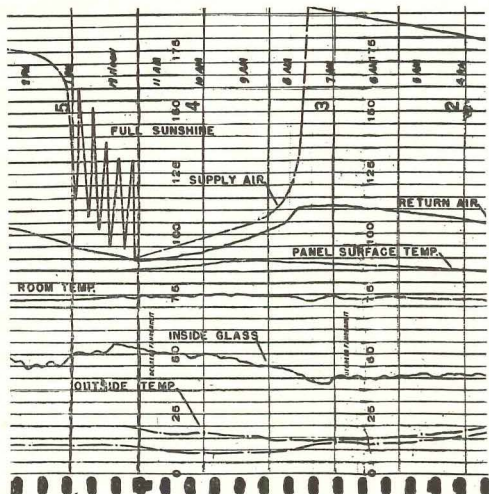
The ground in the crawl space should be covered first with a coarse gravel about 2 or 3 in. thick, particularly if the house is located on ground with a high water table. The gravel should be covered with roll roofing of at least 55 lb weight with the edges lapped and sealed, and the membrane brought up the side walls 6 in. and sealed to them. The moisture membrane is covered with 1 or

2 in. of sand or coarse gravel for mechanical protection and to keep the heat from direct contact with the roofing.

Field tests have shown that ceiling temperature differentials, measured 3 in. above the floor and 3 in. below the ceiling, are from 1 to 3½ F, and that floor surface temperatures in the center of the rooms are in the low seventies, and the floor surface temperatures within a few inches of the walls averaged about 65 F.

There is some drying out of the wooden structural members exposed to the warm air within the crawl space. Shrinkage is an accelerated action of a normal process. In the average house over a basement with wood floor construction, this shrinkage goes on for

Portion of graph showing results of tests on a "split" system with air flowing in sinuous pattern through cellular clay tile and admitted to the living room under windows. Note that room air temperature changes only slightly with full sun



Photograph is of a typical warm air floor panel. Stock, unglazed tile was employed, 12 by 12 by 4 in. Notice that the tile was cut to form a "U" turn. Tile is covered by 2½ in. of concrete



WARM AIR PANEL SYSTEMS

several years. In the crawl space warm air system, it will take place in the first year.

Warm Air Panel and Split Systems

Some engineers advocate panel heating, or, the "split" system in which the air follows a sinuous pattern in the floor or ceiling panel and then is "bled" into the room through small openings near windows.

For large houses where the total heat loss exceeds 100,000 Btu/hr, one independent heating system can take care of the total heating load, if a panel or "split" system is used. But with "perimeter" systems, when the heat loss is greater, two or more independent systems are required; and the systems can then be zone controlled.

These engineers also believe that most of the heat from the air should be dissipated in floor or ceiling panels, resulting in surface temperatures around 85 F and 100 F respectively. Temperature of air to rooms approaches that of the room.

One consulting engineering firm describes their floor panel heating system for residences, comprised of cellular clay tile topped with 2½ in. of concrete, as follows:

The residential installation is controlled by room thermostat and conventional warm air bonnet control except that continuous fan circulation is not used. When the thermostat signals for heat, the burner provides constant heat input to the slab until the thermostat has been satisfied. The fan is controlled by a high-low limit setting. If the fan ran continuously after the thermostat shut off the burner, the slab would continue to store heat, and the house would become too warm.

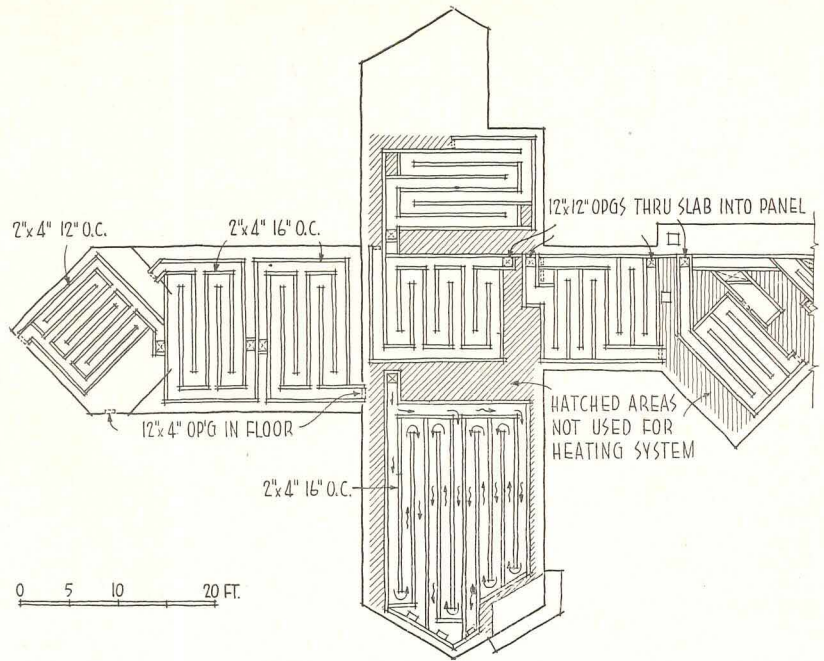
Night set-back is not recommended because then the system is forced to operate in the morning for a good while after sunrise when the outside tempera-

ture and solar effect is gradually increasing. Overheating will result.

With a fixed room thermostat setting, the off period of the burner is from 8 a.m. to around 4 p.m. During this period, the solar heat is absorbed by the floor slab, which consists of a 2½ in. concrete mass and the tile air space below providing a low heat storage. High heat storage is prevented.


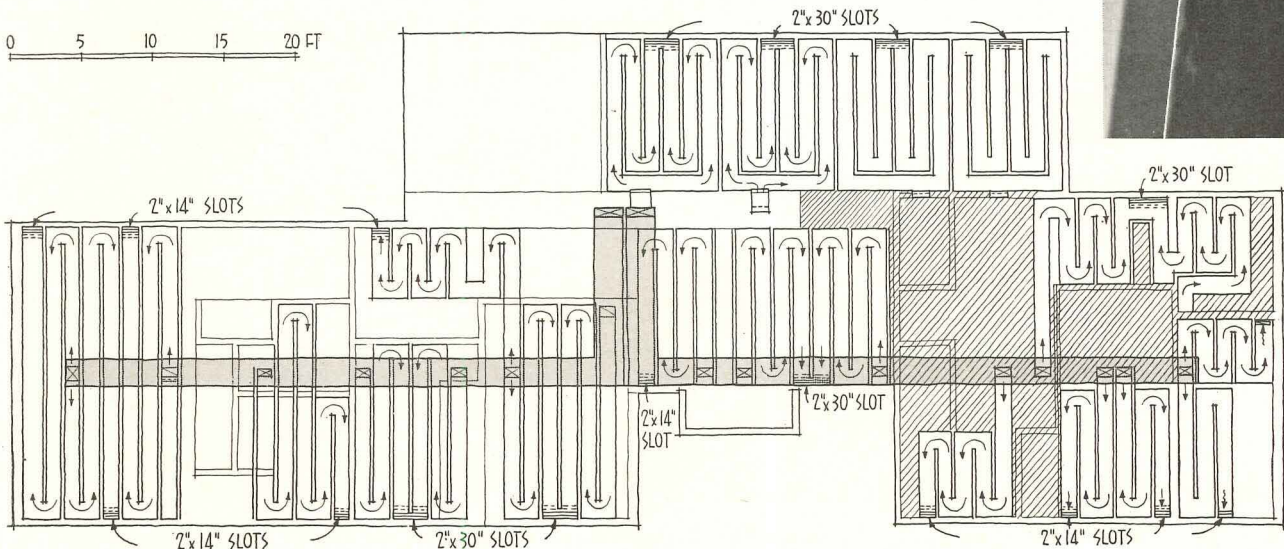
Other systems making use of non-critical materials include a floor panel system with wood sleepers laid on a concrete floor slab, and a plywood subfloor above. Ceiling panels are being constructed with gypsum board furred down from ceiling joists, and the furring strips act to guide the air in a sinuous pattern. See the two sketches on this page.

The editors wish to acknowledge the help of the following people in providing material for this article: C. W. Nessell and Randall Nelson, National Warm Air Heating and Air Cond. Assoc.; R. W. Roose, University of Illinois; and Richard P. Goemann of John D. Dillon, Consulting Engineers.



Above: portion of a large house laid out with a floor panel system consisting of wood sleepers over a concrete slab, all covered by a plywood subfloor. Trench underneath distributes heat to panels

Below: layout of a typical ceiling panel system. Furred down ceiling is used similar to photo (note reflective insulation). Gray tone indicates large distribution duct to front panels. Slots admit air near outside walls



NATURAL FINISHES FOR EXTERIOR WOOD

By F. L. Browne, Chemist, Forest Products Laboratory, Madison, Wisconsin

NATURAL FINISHES for exterior wood siding have become increasingly popular, and when applied and maintained correctly usually have been found attractive and satisfactory. On the other hand, natural finishes applied without the knowledge of what they require often have been disappointing. Woods that have a rich brown or red color of their own, such as redwood and western red cedar, lend themselves particularly well to natural finish, though woods of paler color, such as cypress, pine, knotty pine, and Douglas fir are sometimes finished in that way.

Natural Finishes Need Frequent Renewal

The first thing to learn about natural finishes is that they are much less durable and, therefore, must be renewed much more frequently than coatings of paint. Paint should go at least four years before needing renewal, but natural finishes nearly always need renewal at least once a year. On parts of a building that are fully exposed to sunshine and rain, natural finish usually needs renewal every six months until it has been done three or four times, after which the intervals may be somewhat longer, though seldom more than 12 months. On more sheltered parts of the building, yearly renewal may suffice, and in deep shade, the intervals may be even longer.

Need for renewal of finish becomes evident when the luster or glossiness originally imparted to the wood by the finish fades to the dullness of unfinished wood. Another test is to splash water on the surface to see whether the water rolls off quickly in droplets or spreads on the wood and is soon absorbed. In the latter case, fresh application of finish is in order. Needed renewal of finish must not be delayed too long. If it is postponed unduly, the wood begins to acquire a gray color that turns still darker gray when more finishing eventually is done. To restore the desired color after serious grayness has developed, the surface must be scraped or sanded until the wood is bright again. If the wood is allowed to become roughened and cupped

as well as grayed by weathering, the restoration of a smooth, bright surface becomes very laborious. For that reason, the timely renewal of natural finish simply cannot be neglected. Similar neglect of coatings of paint is less serious.

There is no way of keeping wood very long with exactly the color and nearly complete absence of gloss with which it comes from the lumber yard. A finish that could do so would enjoy a good market. Any protective finish that can be applied necessarily penetrates slightly into the wood, displaces air from wood cells, and seems to deepen the color of the wood even if the protective material has no color of its own. Moreover, by filling the pores in the wood, the protective material makes the surface smoother and, therefore, imparts at least a moderate degree of luster or glossiness. As time passes, there is further change of color because sunlight gradually darkens the color of most woods by changing yellows and reds toward brown. Even the weakened sunlight that gets through windows eventually darkens interior woodwork. If, in addition, the protective finish itself darkens with age, as most of them do, still more change in color must be expected.


Natural finishes may be divided into three broad types, oil finishes, wood sealer finishes, and the varnish finishes.

They differ in the composition of the material used, in the appropriate methods of application, in the resulting appearance, and in important characteristics of performance.

Oil Finish

Oil finish has the lowest degree of luster or gloss. It also darkens the color of the wood more than other natural finishes do because the oil penetrates farther into wood. Also, the oils are inclined to continue darkening with age more than most sealers or varnishes do. The darkening, however, can be largely corrected by incorporating a little pigment in the oil as is described later.

The simplest and oldest oil finish is ordinary linseed oil, either raw oil or boiled. Unless the work can be done in warm, dry weather, it is best to use boiled oil or else to add about one-sixth of a pint of liquid paint drier to a gallon of raw oil. Most painters also like to add some volatile thinner to linseed oil, thinking that it makes the oil penetrate deeper. That is not the case, but thinning the oil helps to avoid leaving any excess oil on the surface. Turpentine, mineral spirits, or other thinner sold for mixing with paint may be used, but not more than a half gallon of thinner should be added to a gallon of oil.



Portion of a Forest Products Laboratory test panel at Madison, Wis., treated with a "redwood finish." It has been exposed to the weather for 7 months, facing south. The top board is redwood followed by white pine and cypress. Experts recommend re-finishing once a year after the second application

Natural finishes for major areas of wood exteriors are a relatively new development. This report deals with the various misunderstandings and difficulties that have come up in the Forest Products Laboratory's consultations with architects and others. When the requirements and limitations of natural finishes are considered in advance, and the necessary precautions have been taken, natural finishes have been found both practicable and pleasing.

The oil may be applied by brushing, spraying, or mopping. For new wood, two good coats are needed. But it is most important to see that all of the oil sinks into the surface of the wood. If, after the second coat has been applied and has stood 20 to 30 minutes, there are any glossy places where excess oil stands on the surface, it should be wiped off before it has time to harden. Coatings of linseed oil that stand on the surface are unsatisfactory, not only because they are too glossy, but because they are inclined to run or to wrinkle when drying. These coatings of oil are too soft, tend to hold dirt, and become mildewed easily. In renewing the oil finish after it shows signs of wear, one fresh application should suffice.

Commercial products are often called log oils or log cabin oils because the natural finishes for exterior woodwork first became popular for summer cottages built of peeled logs. These commercial products are usually made of bodied linseed oil, tung oil, or other drying oils and thinners. Bodied oils have been heated or treated chemically to increase the viscosity greatly, after which a greater proportion of thinner must be added to restore suitable viscosity for application. The bodied oil finishes do not penetrate so deeply into wood as raw or boiled oil, and, therefore, do not

darken the color of the wood so much. The product approaches the properties of a wood sealer more and more closely as the degree of bodying is increased.



The commercial oil finishes should be applied and maintained just as has been described for the raw linseed oil finish. Since a bodied oil is more apt to leave an excess standing on the surface than raw oil is, special care should be taken to wipe off the excess before it becomes hardened.

The oil finishes give their best service in dry places where there never are any prolonged periods of dampness. Where dampness may linger for some time, the oils are subject to attack by molds, usually called mildew. A dark, almost black discoloration may result. Mildew can be prevented by incorporating suitable preservatives in the oil finish. Some, though by no means all, of the commercial oil finishes already contain preservatives. If so, the kind and amount should be stated on the label.

Suitable Preservatives. If linseed oil or a commercial product not containing preservative is used, there are two ways of incorporating suitable preservative. One way is to mix one of the concentrated solutions of pentachlorophenol or other chlorinated phenols with the linseed oil, instead of adding turpentine or paint thinner. If the directions on the

preservative say that it is to be mixed with three times its volume of fuel oil for use as a wood preservative, it may be mixed one volume of concentrated preservative to three volumes of linseed oil for a linseed oil finish. The other way of accomplishing the purpose is to apply one of the water-repellent preservatives to the wood before the linseed oil finish is put on. In the second case, most renewals of the finish can be done with the linseed oil alone, for the treatment with water-repellent preservative need not be repeated for three or four years.

Adding Pigments. The oil finishes may be further modified to advantage by incorporating a small amount of pigment in them. Usually a pigment of reddish-brown color simulates the color of the heartwood of redwood or red cedar.



Some natural finishes whiten (loss of adhesion) and scale when applied to rather large areas of exterior siding. At left is a 3-year-old house in Arizona which had been refinished 1 year before the photo was taken. Above is an 18-month-old house in Madison, Wis., which had been refinished only 6 months before

NATURAL FINISHES FOR EXTERIOR WOOD

The pale color of any sapwood present in the lumber is thereby changed to resemble the heartwood more closely, and such woods as pine or Douglas fir are given a richer color. Moreover, better maintenance of color is achieved because the presence of the pigment tends to mask the gradual darkening in the color of the wood itself. If renewal of finish should be delayed until some boards become slightly grayed from weathering, the pigment helps to restore the desired color, provided the graying has not been allowed to go too far. Finally, presence of a little pigment usually adds appreciably to the durability of the finish. Of course, the amount of pigment must be small, well short of the point at which it would give a painted or even a stained appearance.

A number of the commercial oil finishes on the market contain pigments. Linseed oil or prepared oils without pigment can be pigmented just before use by adding a small proportion of burnt sienna ground in oil. About one-half pint of sienna-in-oil to a gallon of oil may be right, but the exact proportions are best determined by trial on sample cuttings of the wood.

Wood Sealer Finish

Like the oil finish, the wood sealer finish is a penetrating finish that should not be permitted to build up on the surface into a glossy coating. Sealers do not penetrate wood so deeply as oils do. For that reason, the sealers usually darken the wood less and give the surface more luster or glossiness than the oils do. The sealers, however, are less glossy than varnish finishes unless too much sealer is applied and the excess is not wiped off.

In composition, wood sealers are much like varnishes except that the sealers contain more thinner and less nonvolatile matter. Both are made as a rule by cooking resin and drying oil together in suitable proportions, incorporating driers, and thinning to proper consistency. Many kinds of resin, both natural and synthetic, may be used. The difference between a sealer and a varnish lies more in the method of application than in the composition. Wood sealer finish, like the oil finish, sinks into and saturates the wood surface without forming a continuous coating of appreciable thickness over it, as varnish finish does.

If excess sealer finish is not wiped off, what may start out as a sealer finish will end up, after one or two renewals, as a varnish finish. A good spar varnish

or marine spar varnish will give sealer finish if thinned with about an equal volume of turpentine or other paint thinner and applied like the oil finish.

Although most wood sealers are more resistant to mildew than the oils are, sealer finishes are more readily attacked by fungi than are paints. Wherever there may be lingering dampness, it is advisable to have a preservative in the sealer finish. Some of the commercial products already contain preservative. Otherwise, preservative may be incorporated in a sealer finish by either of the two methods suggested for oil finishes.

Some commercial wood sealers contain pigments for the same desirable purposes already described for oil finishes. The user may also add pigments to sealers lacking them by following the methods suggested for pigmenting oil finishes.

Varnish Finish

Unlike either oil finish or sealer finish, varnish makes a highly glossy coating of appreciable thickness covering the wood. Varnish may not darken the color of the wood to begin with much more than a sealer does, but with the passage of time, there may be more darkening caused by change in the varnish itself than would be the case with a wood sealer.

Varnish is applied by brushing or spraying. At least three coats are needed for new wood, but for renewal, one coat at a time is sufficient. On new wood, the first coat may be thinned moderately with turpentine or other paint thinner. Shellac must not be used for the first coat on exterior surfaces, even over the knots in knotty pine. Succeeding varnish coats are expected to stand out without penetrating the wood and, of course, none of the varnish is wiped off.

Where there is dampness at times, varnish finishes need preservatives against mildew much like sealer finishes. Unless the varnish already contains a preservative, it is advisable to apply a water-repellent preservative to the wood before starting to put on varnish. It is seldom practicable to add a concentrated preservative to a varnish because varnish cannot stand much addition of thinner. Similarly, it is not good practice to add pigments to varnish. If pigmentation is desired, it is best to apply a pigment oil stain to the wood first and then to varnish over it.

On the whole, experience with varnish finish on large areas of exterior woodwork such as siding has not proved satisfactory. Often the varnish finish develops

milky, opaque patches where the coating has lost its adhesion to the wood without breaking open. Some varnishes craze or crack in an unsightly manner, after which renewal of the finish is difficult.

Finishing Hardwoods

The methods of natural finishing described so far are suitable for all of the softwoods and for hardwoods with pores no larger than those in birch. Hardwoods with pores larger than those in birch, however, usually need special treatment for the pores after water-repellent preservative, if used, has been applied, but before oil, sealer, or varnish is put on. The treatment for pores is the application of a paste wood filler.

Paste wood filler is applied by thinning it with paint thinner to a consistency suitable for brushing, like paint, but brushing across the grain of the wood rather than with the grain.

For varnish finishes on hardwoods with large pores, use of wood filler is necessary to avoid danger of premature failure of the finish. For wood sealer finishes, the use of filler is strongly recommended, though it may not be essential. For oil finishes filler may be omitted.

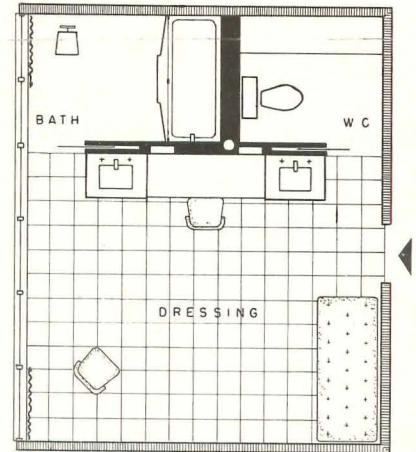

Finishing Doors and Windows

Doors and windows usually need more careful maintenance of protective finish than is necessary on wood siding. Paint or trim enamel affords the most reliable means of maintaining the needed protection. Careful consideration should be given to the choice of paint or trim enamel for the exterior surfaces of doors and windows even when natural finish is selected for the siding. Paint of a color matching that of the naturally finished siding may be used if desired.

But if natural finish is wanted for doors or windows, it is probably best to apply a full varnish finish consisting of three or four coats, because varnish gives better protection against weathering than oil or sealer finishes do.

Rust Stains

Woods that contain tannins, such as redwood, red cedar, oak, and chestnut, readily produce a black color when brought in contact with iron rust and a little moisture. Other extractives present in many woods may also form strongly colored compounds with iron. Exterior woodwork, therefore, should always be fastened in place with corrosion-resistant nails, screws, or other fastenings.



Left: Free-standing T-shaped partition subdivides bathroom facilities in separate compartments. Above: Plan of typical "T" core arrangement

**New Bathroom Planning Service
Accents Flexibility and Economy**

One of the first fruits of a new *Crane* service which will offer suggestions for bathroom plans, room designs and remodelling designs is the development of a family "T" bathroom, designed by Edward L. Barnes, Architect. A number of varied and flexible arrangements are possible with the scheme, which utilizes a central T-shaped core, either free-standing or extended to the ceiling, subdividing a room into separate compartments for tub, lavatory and water closet, so that these fixtures may be used privately and simultaneously. Sizes of compartments can be adjusted to suit particular family needs and the scheme is adaptable for homes from luxury to modest classes.


Of especial interest are economies in construction made possible by the plan. Since fixtures are placed back-to-back around the T core in which all the plumbing is "stacked," installation of costly additional roof vents and soil pipes is eliminated. In addition, in the T plan there is less distance between piping connections of the three main fixtures than in the normal "minimum" bathroom in which fixtures are ranged along perimeter walls. Perimeter walls in the T plan, besides, can be planned with complete flexibility since they are not tied down by plumbing. Any wall can be a closet wall, windows may run on any side, and access is possible from

anywhere on the perimeter. Separate access from different adjacent rooms, combined with the separation of facilities in the scheme, often makes it possible to eliminate entirely the need for a second bathroom or guest washroom.

A variety of fixture arrangements is also possible with the plan. The dressing room may have one, two or more lavatories. The toilet room may have its own lavatory with separate access to the hall or it may be simply a room for the water closet and the utility cupboard. The bathroom may incorporate a tub shower or a stall shower and, if desired, a separate toilet. Exact arrangement of fixtures can be adjusted to specific needs.

Not only does the T plan permit simultaneous use of separate functions, it also allows additional use of the bathroom area for many secondary household functions and activities currently centered elsewhere in the house. Personal hygiene, dressing, make-up, exercise, sun-lamp bathing, and storage of clothes, linens and household equipment may all be transferred to the new multi-purpose room.

A dossier of plans and suggestions for bathroom and kitchen planning, including further specifications for the T plan will soon be available to architects, builders and home owners through dealers. Crane Co., 836 So. Michigan Ave., Chicago, Ill.

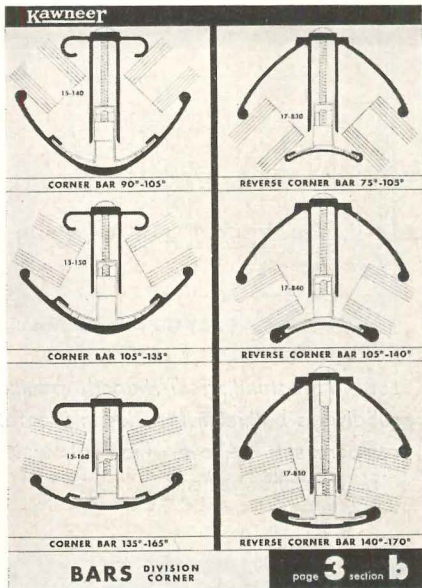


Above: Dressing room features Crane Criterion lavatory designed by Henry Dreyfuss and awarded N. Y. Architectural League Gold Medal. Bath is at left. Below: Dressing room with toilet compartment at right



(Continued on page 308)

LITERATURE FOR THE OFFICE



Page shows typical details of architectural metal products, facilitates specification and drafting

Architectural Metal Details

Portfolio of Construction Details for Kawneer Architectural Metal Products. A handy complete reference file of construction details for Kawneer architectural metal products is now available to architects and is designed to facilitate both specification and drafting entailed in the employment of the products. The manufacturer's complete line is included and the material has been divided into

nine basic sections, such as Sash and Jambs, Trim, Facing Materials, etc. Each of these sections is clearly indexed and each sheet is marked with page and index number. Pages have loose leaf punchings so that the entire file may be kept either in its accompanying envelope or in a loose-leaf folder as desired. The loose-leaf arrangement further permits the draftsman to conveniently use the details on the drawing board, and, if necessary, to reverse the pages for opposite-hand details. All moldings are shown in full size and are fully dimensioned, and quarter-size typical details illustrating possible uses of the products are also included. 45 sheets, illus. The Kawneer Co., Architectural Service Dept., Niles, Mich.*

Radiant Heating

Radiant Sunshine Comfort for Every Heating Purpose (Catalog No. EL-16). Brochure gives complete specifications of Electrigras panels for radiant heating. A description of the unit is given and features of the thermostatic zone control are shown. Illustrations point out the features of baseboard panels and Dial-temp panels and also demonstrate the use of the automatic portable heaters. 8 pp., illus. Appleman Glass Works, Bergenfield, N. J.

Commercial Doors

Ellison; the Balanced Door. Brochure points out features of the manufacturer's commercial door, showing operation, hardware and construction details. Photographs of a number of varied installations of the doors in both new construction and remodeling jobs are included, and serve to illustrate a number of frame designs as well. Specifications and a list of other installations throughout the country are also given. 12 pp., illus., Ellison Bronze Co., Inc., Jamestown, N. Y.*

* Other product information in Sweet's File, 1952.

Heating Equipment

Airtherm Convectors (Catalog 702A). Catalog contains description of convectors for schools, institutions, apartments, homes, offices and public buildings. Working drawings point out the features of floor, wall and recessed cabinets, giving roughing-in dimensions for each type. Tables are given on steam capacity and forced circulation hot water capacity. Other hot water capacity data and typical convector specifications are also included in the catalog. 16 pp., illus., Airtherm Mfg. Co., 747 S. Spring Ave., St. Louis, Mo.*

Vinyl Cork Tile

Dodge Vinyl Cork Tile. Catalog demonstrates with illustrations the various types of interiors in which vinyl cork tile flooring may be used. Test results are given, pointing out the many features of this material. A complete color chart is included in the pamphlet which shows the available solid colors and marbled patterns. Standard sizes are also shown and installation specifications contained in the brochure. 8 pp., illus., Dodge Cork Co., Inc., Lancaster, Pa.*

Fabric Wall Coverings


Two new booklets are now available on fabric wall coverings, giving illustrative information on each:

- *Joanna Vinylized Wall Fabric.* Booklet discusses the qualities of new plastic-on-cloth material. Gives a step by step presentation of the fabrication, application, wearing qualities and recommended uses of the vinyl coated fabric. Included with the brochure is a card of samples showing the 25 colors available, along with a larger sample of suitable size for testing. Booklet available if requested on firm's letterhead. 12 pp., illus. Joanna Western Mills Co., Wall Covering Div., 22nd & Jefferson Sts., Chicago 16, Ill.*

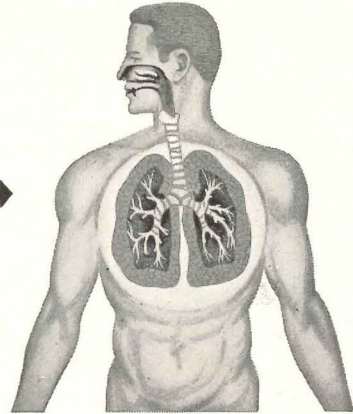
- *Fab-Rik-O-Na Cloth Wall Coverings.* Illustrated brochure describes the available types of this line of wall coverings, showing microscopic details of textures. Advantages and uses are discussed and specifications are given. Interior photographs are included in the pamphlet, illustrating several treatments. 4 pp., illus. H. B. Wiggin's Sons Co., Bloomfield, N. J.*

(Continued on page 334)


Anemostat
Air Diffusers...



actually "breathe"...



to give you
conditioned comfort



The familiar process of breathing dramatically illustrates the Anemostat principle of aspiration. Just as we inhale air, mix it within our lungs and expel it, so Anemostat air diffusers also aspirate . . . by drawing room air *into* the unit and mixing this room air with supply air *within* the outlet before distributing the mixture in many planes traveling in *all* directions.

This aspiration effect eliminates uncomfortable drafts and stale air pockets . . . equalizes temperature and humidity throughout the conditioned area.


Yes, breathing is essential to human life . . . and to the proper performance of heating, ventilating and air conditioning systems. Remember, only Anemostat air diffusers are designed to perform this vitally important function of aspiration.

AC-1284

ANEMOSTAT[®]
DRAFTLESS *Aspirating* AIR DIFFUSERS

ANEMOSTAT CORPORATION OF AMERICA
10 EAST 39th STREET, NEW YORK 16, N. Y.
REPRESENTATIVES IN PRINCIPAL CITIES

*"No Air Conditioning System Is Better
Than Its Air Distribution"*



Typical view showing Webster Walvector ® providing heat the full window length, column to column. The steam risers and the returns are in alternate columns. Webster Radiator Valves provide shut-off of the heat in each bay.

Steam Cost 12% under estimate

The Commerce Building, first new office building in Harrisburg since 1935, is obtaining Webster Tru-perimeter Heating results with Webster Moderator low-pressure steam heating, using 12% less steam than estimated.

The Pennsylvania Power & Light Co. estimated the cost of steam for heating at \$3,527 per season. Meter readings for the first complete heating season showed steam cost of only \$3,101, less by \$426 than the estimate.

Architect William Lynch Murray specified a Webster Moderator System to assure "controlled-by-the-weather" economy in this 13-story building; Webster Walvector ® to spread the heat the full length of exposed walls.

Edward H. Bower, managing director and co-owner, says: "The continuous radiation beneath



continuous window bands is just what we need. All sections of the building heat evenly, rapidly and comfortably regardless of outdoor weather conditions."

Webster Tru-perimeter Heating with steam or hot water is a development you will want to know more about when planning new buildings or extensive modernization. It is a development of the Webster organization—with direct representatives in 65 U. S. cities working with architects, engineers and heating contractors in the solution of specific problems of heating. Write us or get further information from your Webster representative.

Address Dept. AR-2

WARREN WEBSTER & COMPANY

Camden 5, N. J. Representatives in Principal U. S. Cities
In Canada, Darling Brothers, Limited, Montreal



WEBSTER
MODERATOR
SYSTEM
OF STEAM HEATING
"Controlled by the weather"

Commerce Building, Harrisburg, Pa. Architect: William Lynch Murray & Associates. Mechanical Engineer: Benj. A. Johnson. Heating Contractor: Herre Brothers.

Inset shows the heart of the Webster Moderator Control. Variator and Electronic Pressure Control Unit shown here operate in conjunction with the following equipment not shown: Outdoor Thermostat, motor-operated Main Steam Control Valve, and extended tube orifices installed in each Walvector ® unit.

RADIANT HEATING SYSTEMS FOR HOUSES-16: Controls

By William J. McGuinness, Professor of Architecture, Pratt Institute

CONTROLS

Basic Assumptions

If domestic hot water need not be generated from the same boiler, the boiler may be used to deliver water at the lower temperature needed for radiant panels. However, since most modern installations produce both water for heating and domestic hot water from the same plant, it will be assumed that the boiler water temperature must be kept at about 180 to 200 F, and that some mixing device is needed to produce water in the usual range of about 100 to 150 deg for use in the radiant panels. The second assumption is that the fuel used is gas or oil, rather than coal. The systems of control described apply to these two fuels. The third assumption is that high- and low-limit aquastats are used to operate the automatically controlled gas or oil fires to keep the boiler water at a fairly constant temperature for use in the mixing devices.

Water Temperature Control

The common method of delivering water of the temperature required is to mix some of the hot water from the boiler with the cooler return water from the radiant coils. Fig. 16 shows three methods for doing this. The first of these uses gate valves, which may be adjusted manually to deliver water at the correct temperature. An improvement on this scheme is seen in the second example where a thermostatic mixing valve is used. It can be set to deliver water at any desired temperature provided the boiler water temperature is higher. Either of these is suitable for use with a circulator which operates at intervals to make up the heat losses as required. The third arrangement in Fig. 16 is a blending valve which constantly changes the temperature of the water delivered in accord with the dictates of indoor and outdoor bulbs, as described later. This valve is used with a circulator which operates continually, except that, occasionally, it is turned off for brief intervals when the room temperature exceeds that set for it. The graph in Fig. 16 shows two typical points on the curve of operations for such a

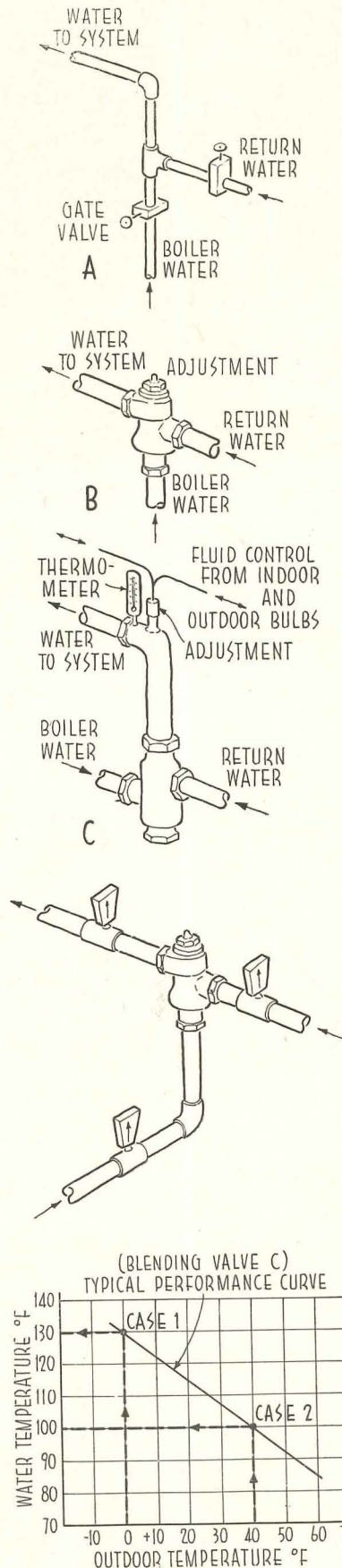


Fig. 16
Three methods of adjusting temperature of water for coils

A
Valves on return water and boiler water can be adjusted manually to deliver water to coils at proper design temperature. System works quite satisfactorily with intermittent use of circulator

B
Temperature control valve with thermostatic element will assure delivery of water at any predetermined temperature, provided boiler water temperature is higher. It is an improvement over "A" at some additional expense

C
When circulator is run continuously, temperature of water delivered to coils can be changed by this automatic blending valve. Control is by indoor and outdoor bulbs

In any system, liberal use of thermometers is recommended as an adjustment aid

(Text continued on Sheet 18)



MILCOR
REG. U. S. PAT. OFF.



Super-Ex Corner Bead

for longer plaster life, lasting plaster beauty

— combines the rigidity of a solid wing with the added plaster reinforcement of expanded metal

Greater corner protection — Improved Super-Ex Corner Bead gives you greater depth of plaster adjacent to the bead — regardless of plaster grounds.

Adapts to any plaster ground — 60° angle gives spring fit with any depth of plaster ground, whether $\frac{3}{4}$ ", $\frac{5}{8}$ ", or $\frac{1}{2}$ ".

Insures customer satisfaction — goes on fast, reduces erection costs, protects corners and assures straight true-edge beauty.

*Reg. U.S. Pat. Off.

M-103

INLAND STEEL PRODUCTS COMPANY

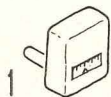
4035 WEST BURNHAM STREET • MILWAUKEE 1, WISCONSIN

BALTIMORE 24, MD. — 5300 Pulaski Highway • BUFFALO 11, N. Y. — 64 Rapin St. •
CHICAGO 9, ILL. — 4301 S. Western Blvd. • CINCINNATI 25, OHIO — 3240 Spring Grove Ave.
• CLEVELAND 14, OHIO — 1541 E. 38th St. • DETROIT 2, MICH. — 690 Amsterdam Ave. •
KANSAS CITY 8, MO. — South West Blvd. and State Line • LOS ANGELES 58, CALIF. — 4807
E. 49th St. • NEW YORK 17, N. Y. — 230 Park Ave. • ST. LOUIS 10, MO. — 4215 Clayton Ave.

RADIANT HEATING SYSTEMS FOR HOUSES-17: Controls

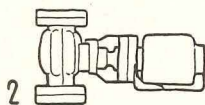
By William J. McGuinness, Professor of Architecture, Pratt Institute

Fig. 17 Control Devices (See Fig. 18 for combined uses)



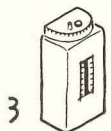
1. Aquastats

High and low limit immersion aquastats in the boiler water turn fire on and off to maintain water temperature high enough to generate domestic hot water, and for use in radiant coils after mixing



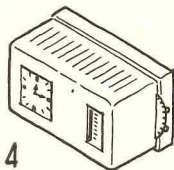
2. Circulating Pump

Intermittent use with fixed water temperature or continuous use with varying water temperature are two usual schemes. In both cases, room thermostats or room controls generally stop circulator when room temperature is adequate



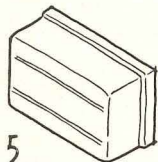
3. Thermostat

For intermittent circulator use, thermostat turns circulator on when heat is called for, and off when satisfied. This type with no automatic night set-back is often used when lower temperature is inadvisable at night, as in concrete floor slabs. Heavy slabs recover slowly from low temperatures



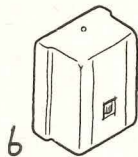
4. Clock Thermostat

The temperature of ceiling panels can be lowered at night (morning recovery is fast). For this purpose, clock thermostat can be used. For use in connection with outside anticipator, it can be electronic



5. Averaging Thermostat

In large houses, it is sometimes advisable to average the temperature at which thermostat operates. This one acts in tandem with main thermostat and the average temperature of the two is used. In ceiling systems where panels cool off unevenly, this is a good equalizing device



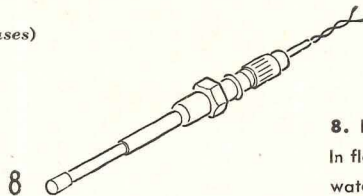
6. Outdoor Anticipator

This device is part of an electronic system. Together with thermostat and (in floor systems) immersion bulb in return water, it operates circulator. This anticipates cooling off of house by sensing a drop in outdoor temperature before inside thermostat does. It is placed on a north wall



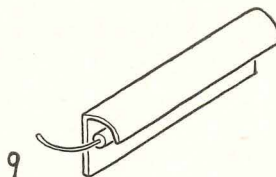
7. Cycler

It is evident that with multiple controls, fire and circulator would be turning on and off at short intervals. Cycler assures periods of operation not less than three or four minutes



8. Immersion Bulb

In floor slab systems, this is set into return water to sense any drop in temperature. It operates together with outdoor anticipator to turn on circulator when needed. The outdoor anticipator varies control point of immersion bulb



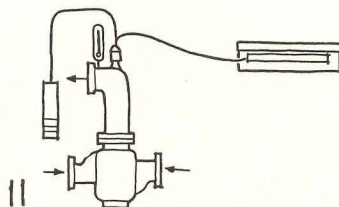
9. Outdoor Bulb

Before inside devices can observe change in outside temperature, outdoor bulb operates. When outdoor temperature drops, a contracting liquid opens valve at boiler water supply, increasing temperature of mixed water. With outside rise, reverse occurs. It is placed on a north wall



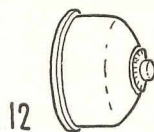
10. Indoor Bulb

This is operated by the room control. When room temperature exceeds setting of room control, it warms indoor bulb electrically. Indoor bulb then delivers an expanding liquid to blending valve. This tends to close boiler water opening in blending valve, reducing temperature of water delivered. If room temperature continues to rise, it shuts off circulator



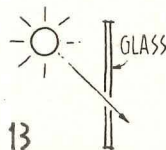
11. Blending Valve

Continuous use of circulator demands varying water temperature. Increased temperatures of either indoor or outdoor bulb cause an expanding liquid to depress mechanically the valve which admits hot boiler water to mixture. This reduces temperature of water delivered to system. With decreasing bulb temperatures, hotter water is delivered



12. Room Control


About the size of a thermostat and with similar setting dial, this control operates as described in (10) (Indoor Bulb). It is upper limit control only, outdoor bulb taking care of operating system when temperatures drop. Room control senses radiant and convective changes as well as changing room temperature. Flush type is also available



13. The Sun

In solar houses with much glass on the south, sun is part of heating system and is more than adequate to heat house. Interior heating system, or at least the south zone, must turn off when sun is operating

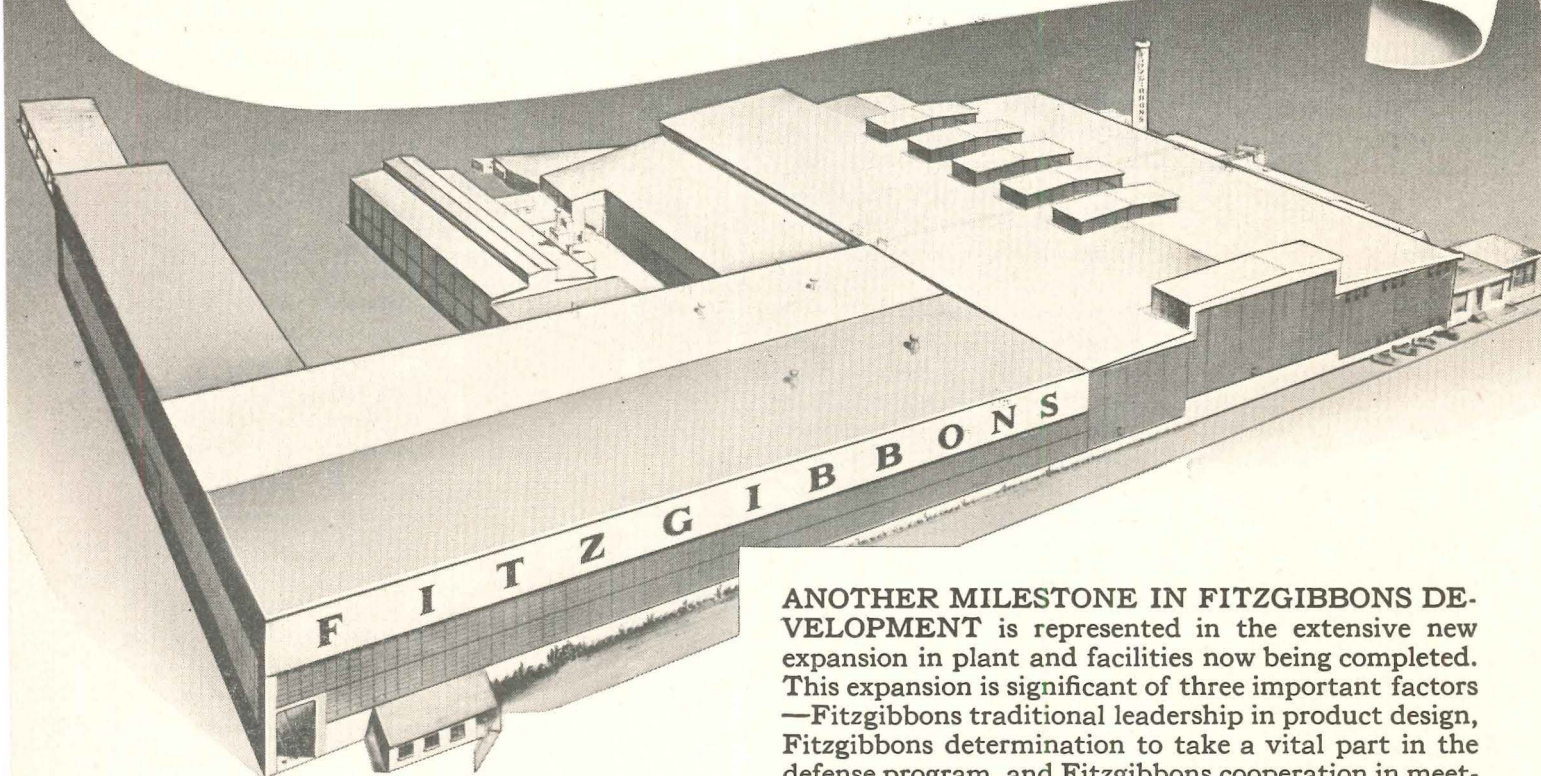
200 ± Btu
Per Sq. Ft.
Per Hour



**A steel boiler is a
lifetime investment**

—sell "the best in steel boiler heat"

THE FITZGIBBONS BOILER[®]



ANOTHER MILESTONE IN FITZGIBBONS DEVELOPMENT is represented in the extensive new expansion in plant and facilities now being completed. This expansion is significant of three important factors—Fitzgibbons traditional leadership in product design, Fitzgibbons determination to take a vital part in the defense program, and Fitzgibbons cooperation in meeting the problems of jobbers and heating contractors. The latter quality in particular will be further enhanced by the greatly enlarged facilities, which will clear the track for defense production without effect on boiler building . . . Now it will be easier still to do business with Fitzgibbons.



Fitzgibbons Boiler Company, Inc.

General Offices: 101 PARK AVENUE, NEW YORK 17, N. Y.

Manufactured at OSWEGO, N. Y.

• Branches in Principal Cities



RADIANT HEATING SYSTEMS FOR HOUSES—18: Controls

By William J. McGuinness, Professor of Architecture, Pratt Institute

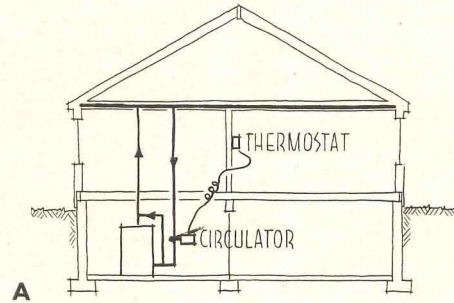
valve. Case 1 occurs when the outside temperature is zero (design temperature in many localities). In this case, the water is delivered at 130 deg, which could be the design temperature called for at this critical condition. At the milder outdoor temperature of 40 deg, the water is delivered at 100 deg, which is sufficient to make up the smaller heat losses which occur at this higher outdoor temperature.

Systems of Control

Two important influences in selecting a control system are the thermal lag of the panel and the amount of glass facing south, which makes solar heating a part of the heating system. For houses having little glass and employing ceiling coils, fixed proportions for water mixing are possible with intermittent use of the circulator, controlled by a simple electric thermostat. The mixing may be as shown in Fig. 16, A or B. Ceiling coils have a fast response. They heat quickly and cool quickly. This house is little influenced by changes in the intensity of sunshine. See Fig. 18 (A) for this arrangement. The use of floor coils in concrete in this kind of house would preclude the possibility of night set-back because of the thermal lag. Otherwise, the control could be the same. Outdoor control might be of some advantage in this case if budget permits.

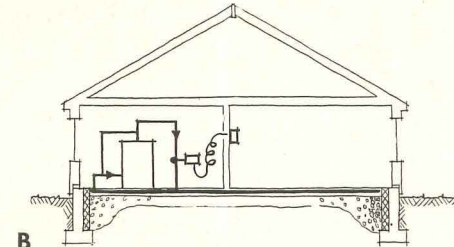
In solar houses receiving much heat gain from glass on the south, the use of outdoor controls is recommended in all cases, and they are most necessary with the use of floor coils. It is necessary to anticipate the heat that will come from the sun and to shut off the system before this heat is received. Conversely, when the sun is about to set and outside temperature drops, it is well that the system start in response to an outside sensing device early enough to replace the effect of the sun when it sets. The additional importance of anticipating outside temperature changes by regulating the temperature of coils in concrete slabs is obvious because of their greater thermal lag.

Fig. 18 Recommended Control Systems For Radiant Panels



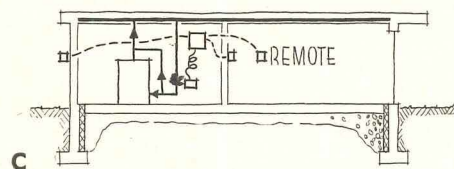
A. Conventional House, Ceiling Panel

Glass represents about 10 to 20 per cent of wall areas, orientation is unimportant. Circulator is operated intermittently by clock thermostat which can serve for night set-back. Outdoor controls not needed



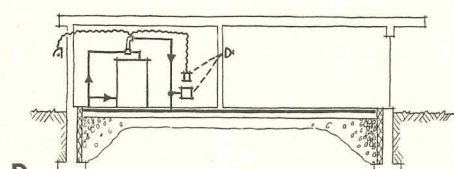
B. Conventional House, Floor Panel in Concrete Slab

Glass and orientation same as case "A" above. Plain thermostat without night set-back operates circulator intermittently. A radiant-and-convective type room control, Item 12, Fig. 17, is slightly preferable. Outdoor controls are of some advantage. If used, they could be as in cases "D" or "E" below. Night set-back not recommended because of slow return of slab temperature



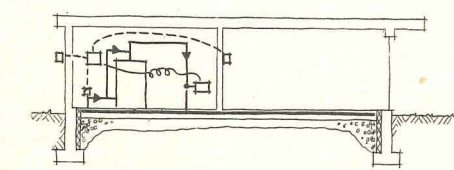
C. Solar House, Glass on South, Ceiling Panel, Electronic Controls

Electronic relay amplifier receives signals of outdoor anticipator and of thermostat-set comprising clock thermostat and averaging thermostat remote from it. Through a cyler assuring at least 3 or 4 minutes operation, circulator is controlled by amplifier for intermittent operation



D. Solar House, Glass on South, Floor Panel in Convective Slabs, Blending Valve Control

Outdoor bulb and combination of room control operating indoor bulb regulate blending valve. Room control location is same as for thermostat. Temperature of water varies to compensate for varying temperatures. Circulator operation is continuous unless indoor bulb cannot cool slab quickly enough, in which case room control turns off circulator. No night set-back. Note: System may be used for ceiling panel as in case "C" without change except night set-back may be added



E. Solar House, Glass on South, Floor Panel in Concrete Slab, Electronic Controls

Electronic relay amplifier receives signals of outdoor anticipator, a plain thermostat (no night set-back) and an immersion bulb in return water. If one indicates temperature drop, circulator is started. Immersion bulb helps prevent lag in floor slab systems. A cyler is used

For appearance, long life, low maintenance...

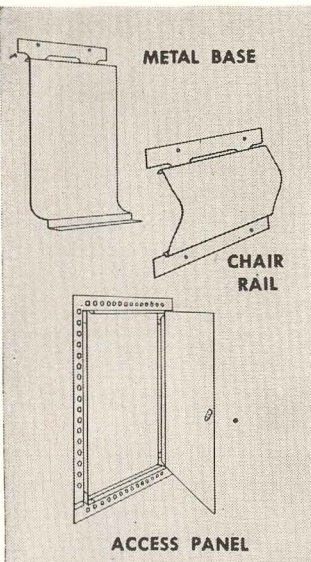


Women's Dormitory, University of North Carolina


Architects: Northrup & O'Brien. General Contractor: George W. Kane.

...architect specifies

KNAPP METAL TRIM



Northrup & O'Brien, architects, Winston-Salem, N. C., specified Knapp Metal Trim for the new Women's Dormitory, University of North Carolina because they know that they can count on Knapp Bros. to meet their most exacting requirements. For a half century, Knapp Bros. have taken pride in producing precision metal trim products that are the recognized standard for schools, hospitals, public and institutional buildings where sanitation, fine appearance, fire resistance and low cost maintenance are the deciding factors. No matter how large or how small, each job is handled with utmost care and efficiency. Write today for complete details.



Knapp No. 250 "Kliptite" Metal Base 6" high used throughout this dormitory. Clip-on feature eliminates exposed screwheads... easy to install... low maintenance... fine appearance.

Metal Trim Building Products Since 1905

Mail This Coupon Today!

Knapp Bros. Mfg. Co., Dept. AR-252
16 E. 72nd St., Cincinnati 16, Ohio

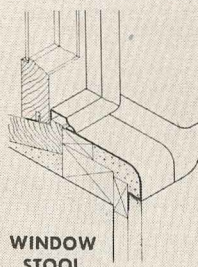
Please send me complete information on Knapp Metal Trim.

Name _____ Title _____

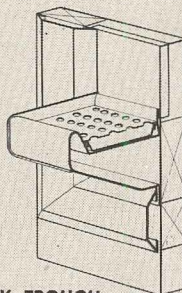
Company _____

Address _____

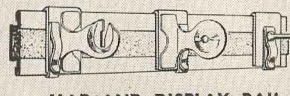
City _____ Zone _____ State _____



WINDOW STOOL



CHALK TROUGH



MAP AND DISPLAY RAIL

KNAPP BROTHERS MANUFACTURING CO., CINCINNATI 16, OHIO

RADIANT HEATING SYSTEMS FOR HOUSES—19: Controls

By William J. McGuinness, Professor of Architecture, Pratt Institute

Selecting A System

In Fig. 18, electronic and mechanical systems are shown for the control of radiant panels. In general, the electronic systems use a fixed water temperature adjustment with intermittent circulator operation, while the mechanical systems use a blending valve and continual circulator operation. Each has its particular merits. The electronic system is inexpensive and very sensitive. The system of continuous circulator operation has the advantage of adjusting closely to the actual heat loss from the house. By some it is thought that continuous operation is a distinct advantage in floor slab panels and in larger installations, both situations where, because of great thermal capacity, the panels would not be flexible enough to follow quick changes in heat delivered to coils.

ZONING

Selection of Zones

In modern solar houses the first zone to pick is the no-sun zone. This

is shown in Fig. 19 on the north side of the house. This zone receives no sun during the day, and at low outdoor temperatures the heating panels might operate all day. Under these same conditions and when the sun is shining, all south zones might be turned off. A further split could be between the sleeping and living wings. This is possible only when ceiling systems are used, permitting night set-back. Further zones might be suggested by remote, isolated wings or second stories. In these cases, the north sides of isolated wings or upper stories should still be separately zoned if the south receives much sun during the day.

Piping For Zone Control

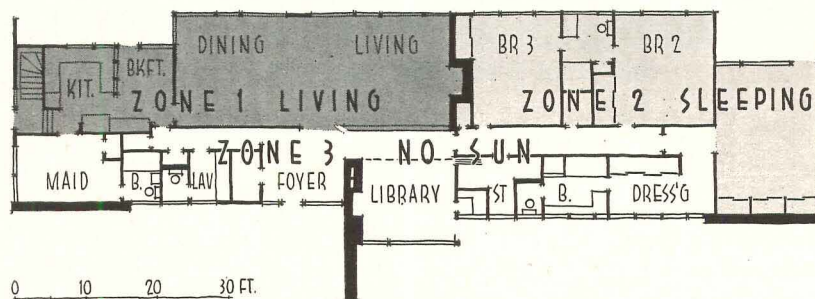
The piping shown in Figs. 11 and 15 (see Time-Saver Standards Sheet 11, October 1951, and Sheet 15, January 1952) for single zone systems would have to be modified for multi-zone operation. For instance, in a three-zone system such as shown

in Fig. 19, a header would be needed to receive the mixed water. The three mains serving the zones would each start through a separate flow-control valve. The piping for each zone would run separately and return as a zone-return-main from each of the zones. A circulating pump would serve each individual zone-return-main before the return water was assembled in a master return header.

Controls for Zoning

A full set of controls is required for each zone. In the house shown in Fig. 19, three sets of controls are needed. A ceiling system is assumed. If the controls were electronic, they would comprise three each of: clock thermostat, averaging thermostat, outdoor anticipator, and electronic relay amplifier. If continuous operation were selected, the controls would comprise three each of: blending valve, outdoor bulb, indoor bulb, and room control. In either case, three pumps and three flow-control valves would be needed.


Fig. 19 Zoning Layout for Large Solar-Type House



Plan: Courtesy of Daniel Schwartzman, Architect

"I find that my construction cost

RUSCO Hot-Dipped Galvanized Prime Window



TYPICAL VIEWS OF FURNACE BROOK ACRES HOMES, QUINCY, MASS.

Rusco Prime Windows with insulating sash are being used exclusively on the 100 fine Colonial and Ranch Style homes in Furnace Brook Acres. Purchasers will enjoy homes that are warmer in winter, cooler in summer — never have screens or storm windows to change.

A. J. Spinelle,
Builder and Trustee, says:

"As you know, I am using the Rusco Prime Window and Insulating Sash with Wood Surround exclusively in all my new ranch homes.

"I find that my construction cost has lowered a great deal and, in addition to that, your windows offer great sales appeal to prospective home owners. The Rusco Prime Window certainly enhances the appearance of my homes and the buyers are particularly pleased with the easy operation and convenience in washing the windows.

"I highly recommend this window for any type of residential construction and in many cases I am sure it would be ideal for industrial types of construction also."