

ARCHITECTURAL RECORD



Copyright 1950 by F. W. DODGE CORPORATION, with all rights reserved • Publishing Director, Magazine Division, H. Judd Payne • Business Manager, Robert F. Marshall • **EDITORS:** Editor-in-Chief: Harold D. Hauf, A.I.A., A.S.C.E.; Managing Editor, Emerson Goble; Senior Associate Editor, Frank G. Lopez, A.I.A.; Associate Editors, Robert E. Fischer (Engineering), Florence A. van Wyck; Washington News, Ernest Mickel; Contributing Editor, Frederic A. Pawley; Western Editor, Elisabeth Kendall Thompson; Special Editorial Representative, Western Section, William C. Rodd; Associate in South America, Edmund J. Whiting, A.I.A.; Editorial Assistants, Jeanne Davern, Dorothy C. Jackson, Herbert L. Smith, Jr., A.I.A. • **ART DEPARTMENT:** Design Consultant, M. Peter Piening; Assistant, Frances Torbert; Drafting, Sigman-Ward • **CONSULTANTS:** Chairman, Editorial Board, Kenneth Kingsley Stowell, A.I.A.; Industry Relations Consultant, Thomas S. Holden; Statistical Consultant, Clyde Shute; Field Research Consultant, Clifford Dannels, Jr.

Architectural Record (combined with American Architect and Architecture) is published monthly by F. W. Dodge Corporation, 10 Ferry St., Concord, N. H., with Editorial and Executive Offices at 119 West 40th Street, New York, N. Y. Western Editorial Office, 2813 Channing Way, Berkeley, Calif. Thomas S. Holden, Pres.; Howard J. Barringer, Vice-Pres. and Treas.; Irving W. Hadsell, Vice-Pres.; Chauncey I. Williams, Vice-Pres.; Sanford D. Stockton, Jr., Secy.; Walter F. De Saix, Asst. Treas.; Edwin H. Freed, Asst. Treas.; Irving B. Sabin, Asst. Treas. Member Audit Bureau of Circulation and Associated Business Papers Inc. Architectural Record is Indexed in Reader's Guide, Art Index, Industrial Arts Index and Engineering Index. Subscription rates: United States and Possessions, Canada, Cuba, Mexico, Central and South America, and Spain, \$4.50 the year, \$7.50 for two years, \$9 for three years; elsewhere, \$6.50 the year, \$11.50 for two years, \$15 for three years. Single copy \$1. Circulation Managers: Marshall T. Ginn. Every effort will be made to return material submitted for possible publication (if accompanied by stamped, addressed envelope), but the editors and the corporation will not be responsible for loss or damage. Other Dodge Services: Real Estate Record & Builders' Guide, Sweet's Files, Home Owners' Catalog, Dodge Reports & Dodge Statistical Research Service.

COVER:
Background photo courtesy Structural Clay Products Institute

THE RECORD REPORTS..... 9
 News from Washington. By Ernest Mickel..... 15
 News from Canada. By John Caulfield Smith..... 16
 Construction Cost Indexes..... 26

REQUIRED READING..... 28

EMPLOYERS INSURANCE BUILDING..... 101
 Dallas, Tex. George L. Dahl, Architects & Engineers

INDIAN LANDING SCHOOL..... 106
 Brighton, N. Y. Kaelber & Waasdorp; Perkins & Will, Architects

PICNIC SHELTER FOR RECREATION CENTER..... 113
 Mayodan, N. C. Raymond and Rado, Architects

RESIDENCE OF DR. AND MRS. R. L. GLASE..... 116
 Seattle, Wash. Bain, Overturf, Turner & Associates, Architects

OLD CHICAGO HOUSE COMPLETELY TRANSFORMED 120
 Merrill Shepard Town House, Chicago, Ill. Francis R. Stanton; Stanton and Rockwell, Architects

**BUILDING TYPES STUDY NO. 165
 APARTMENTS**

THE CASE FOR BETTER HOUSING..... 123
SPACE FOR LIVING, PLEASE!..... 124
EL-KAY APARTMENTS..... 125
 Westwood, Los Angeles. Richard J. Neutra, Architect
APARTMENTS BEYOND TOMORROW..... 127
 An Editorial by Richard J. Neutra
WE CAN AFFORD BETTER HOUSING..... 128
 By Thomas S. Holden
FORDHAM HILL APARTMENTS..... 132
 Bronx, N. Y. Leonard Schultze and Associates, Architects
WORKING WITH WASHINGTON ON HOUSING..... 136
 By Miles Colean, Housing Consultant
LUNT-LAKE APARTMENTS, CHICAGO..... 142
 Pace Associates; Holsman, Holsman, Klekamp & Taylor; Frank J. Kornacker, Associated Architects & Engineers
CRESTVIEW APARTMENTS..... 146
 Wisconsin Ave., Washington, D. C. Berla & Abel, Architects; Otto Vogt, Structural Engineer; General Engineering Associates, Mechanical Engineers

ARCHITECTURAL ENGINEERING

TECHNICAL NEWS AND RESEARCH

ARCHITECTURAL ACOUSTICS..... 148
 Article 3, Part One: Good Hearing Conditions. By Richard H. Bolt and Robert B. Newman

MODULAR COORDINATION..... 152
 How Two Architectural Offices Are Using It

TIME-SAVER STANDARDS

BIBLIOGRAPHY OF STANDARD SPECIFICATIONS & CODES — 4 156
 Prepared by William Henry Deacy, A.I.A.
HARDWARE — 16, 17, 18..... 161
 Panic Exit Mechanisms; Door Bolts


PRODUCTS . . . for Better Building..... 157

MANUFACTURERS LITERATURE..... 158



MELROSE HOUSES, BUILT FOR NEW YORK CITY

Both New York State and New York City have been making great strides in public housing. Standardized design and pre-construction planning have served to hold costs on Public Housing at lower levels. John A. Johnson & Sons have been called upon again and again by the State and City to construct some of their important projects. Included have been contracts for the eight structures, pictured above, comprising Melrose Houses, Bronx, N. Y. (1023 family units) at a total development cost of \$14,325,000, and seven of the ten structures (approx. 1000 units) in the \$18,000,000 Farragut Houses project in Brooklyn, N. Y.



Louis E. Jallade and William T. Koch, Architects

HOUSING AUTHORITY

Other large housing projects under way or recently completed by the Johnson organization include groups at Mt. Vernon, New Rochelle, Hempstead, Troy and Schenectady, N. Y., Hartford and Stamford, Conn., Fort Dix, N. J., Scranton, Pa., Andrews Field, Md., Oak Ridge, Tenn., Cold Springs, Ky.

John A. Johnson & Sons Inc.

BUILDING CONSTRUCTION . . . "A FIRM FOUNDATION SINCE 1896"

- NEW YORK
- COLUMBUS
- BROOKLYN
- BELHAVEN
- PEMBERTON
- OAK RIDGE
- WASHINGTON
- ATLANTA

More and more owners who have building problems are turning to John A. Johnson & Sons, Inc., in the interest of efficiency, know-how, speed and economy. A new brochure is now ready which you will find interesting and perhaps valuable.

*What this
unconditional
guarantee
means to
you!*

Every Kwikset box carries the statement "Unconditionally Guaranteed Against Defects in Materials and Workmanship." What does this unconditional guarantee mean to you?

FIRST, IT GUARANTEES QUALITY MATERIALS

No manufacturer can afford to make an unconditional guarantee unless highest quality materials are used in his products. Kwikset adheres strictly to this policy of using only the highest quality materials scientifically selected for the particular service to which they are put.

SECOND, IT GUARANTEES FINE WORKMANSHIP

The finest of materials are useless unless they are processed into the final product with care and precision. Kwikset's simple design and advanced facilities make possible cost-saving precision manufacture. Tolerances are held to .001-inch... equivalent to $\frac{1}{8}$ the thickness of a human hair! Kwikset's gleaming finishes are permanently protected by a specially compounded plastic.

THIRD, IT GUARANTEES CUSTOMER SATISFACTION

Every one of the millions of Kwikset locks now in use is its own best testimonial. When you specify Kwikset, you are backed by Kwikset's unconditional guarantee. Kwikset challenges comparison on beauty, quality, ease of installation and low price...no other lock combines all of these desirable qualities so well!



KWIKSET LOCKS, INC.
ANAHEIM, CALIFORNIA



*Look to Kwikset to be First and Foremost
with Top Quality Residential Hardware*

TWO GROUPS AT WORK AS A.I.A. ACTS ON EMERGENCY

THE AMERICAN INSTITUTE of Architects has responded to the national emergency with quick action on two fronts — the first established to “mobilize” the resources of its own membership and the second to consolidate the efforts of all the design professions.

Two separate committees are carrying the ball in these endeavors — a strong new National Defense Committee headed by Past President Douglas Orr of New Haven and an Emergency Committee which has Roy F. Larson of Philadelphia as its chairman.

National Defense Committee

The National Defense Committee, which had its initial meeting in New York last month, will spearhead the A.I.A.'s drive to insure fullest use of the services of the architectural profession in aid of the expanded national defense program.

Members of the committee include Howard L. Cheney and John Reed Fugard, Chicago; Harold D. Hauf, Harry M. Prince and Perry Coke Smith, New York; Glenn Stanton, Portland, Ore.; Harold Buckley Willis, Boston; Kenneth E. Wischmeyer, St. Louis. Other members representing different parts of the country are being added from among the chairmen of standing committees of The Institute dealing with architecture and nuclear sciences, government relations, schools, hospitals, urban planning and housing, and related subjects.

As outlined by President Ralph Walker at the committee's first meeting, the A.I.A. program will have far-reaching effects on the entire program of the Institute and its chapters.

A preliminary survey of the field, based on wartime experiences of architects in this country and abroad, indicates that the architectural profession will be expected to make a major contribution to civilian defense, Chairman Orr said. A detailed survey is already under way to document the capabilities of the architectural profession. Mr. Orr described problems of plant and shelter

design, the dispersal of urban populations, and camouflage as among those of immediate importance.

The Committee is also actively at work on problems relating to government control of building materials, the reorganization of public housing, re-development and research programs, and such immediate defense activities as the design of airports and public buildings to house defense activities. The Institute's Washington staff is being consulted by government agencies on specific building programs.

Also on the Committee's agenda will be long-term planning for readjustment following the emergency period, as well as fundamental studies to explore ways in which emergency construction can make a maximum contribution to the gradual reconstruction of problem areas in American cities.

Both Mr. Walker and Mr. Orr have emphasized that the scope of the committee's work is very broad and that work on the most urgent aspects of it has already begun. They describe the organization as “tentative” and stress that the task of developing a comprehensive policy to deal with the present emergency is still in its initial stages. They invite suggestions from local chapters of The Institute and say they expect much of the committee's work will eventually be local in character.

Emergency Committee

Formation of the Emergency Committee as a collaborative committee of the design professions was hailed by A.I.A. President Walker and those who attended the initial session as a move toward real and continuing collaboration among architects, engineers, landscape architects, mechanical engineers, city planners and others in the design professions.

Mr. Walker emphasized that the committee's work would allow all qualified technical individuals having specialized professional abilities to be of maximum service to the government in this emergency and to collaborate effectively in

the most efficient way while providing such services. He expressed the hope that a foundation is also being laid for stronger and more lasting working relationships among the several design professions.

Members of the executive committee, which is not yet complete, include Mr. Larson, representing the A.I.A.; A. D. Taylor of Cleveland, representing the American Society of Landscape Architects; and S. Logan Kerr of Philadelphia, representing the American Society of Mechanical Engineers.

Executive Group Meets

The executive committee held an organization session in Washington in mid-August, some two weeks after it was appointed at a conference called in New York by A.I.A. and attended also by representatives of the American Institute of Planners, the American Society of Civil Engineers, the National Society of Professional Engineers, and the American Institute of Decorators. The American Institute of Electrical Engineers has received an invitation to participate in future work of the group.

General Goals Set

Varying methods of practice and the absence of a clear understanding of the scope of each of these professions have led to some confusion on projects requiring collaboration. The committee will try to clarify the respective responsibilities of each profession in the design and construction of housing, public buildings, industrial and institutional developments, and other types of projects. With the recommendations of this joint committee as a guide, the members of each of these professions can more clearly determine their respective part in any collaborative procedure on any specific type of project.

This new effort to coordinate the services of technical people engaged in large-scale construction design parallels the formation of effective but temporary interprofessional committees to define professional responsibilities under the war housing program in 1940 and the veterans hospital program in the post-war period.



Three 12-story office buildings are under way in Los Angeles for Tishman Company


TISHMAN OFFICE BUILDINGS STARTED ON WILSHIRE BLVD.

THREE 12-STORY office buildings for the Tishman Realty & Construction Co. of New York City have been started on Wilshire Boulevard in Los Angeles.

Included in the \$12,000,000 project is a two-story garage for 1400 cars. There will be retail shops along the entire 465-ft Wilshire Boulevard frontage between Mariposa Avenue and Irola Street.

Each of the three buildings will occupy a plot measuring 100 by 150 ft and will contain approximately 150,000 sq ft of rentable area above the street floor stores. Completion of the building is scheduled for May 1, 1951.

Claude Beelman of Los Angeles is the architect.



Minnesota Mining & Manufacturing Company office building is now under construction


MINNESOTA MINING & MFG. STARTS OFFICE BUILDING

A FIVE-STORY-PLUS-BASEMENT office building is under construction for the Minnesota Mining & Manufacturing Co. in St. Paul, Minn.

Ellerbe and Company of St. Paul are architects for the building, which is expected to cost \$2,700,000.

The new building, 312 ft 6 in. long and 112 ft 6 in. wide, will be attached to an existing two-story Administration Building with a passageway at basement level. The fifth floor will be left unfinished to provide for future expansion.

Construction is of reinforced concrete columns and flat slabs, with exterior walls on the east and west of limestone, on the north and south of brick.



Motor truck engineering and laboratory building which will be built at Fort Wayne, Ind.

TRUCK ENGINEERING AND LAB BUILDING UNDER WAY

PRELIMINARY site preparation work has been started on a \$6,500,000 motor truck engineering and laboratory building for the International Harvester Company at Fort Wayne, Ind. The structure will be located on a 25-acre tract of land, with a 1000-ft frontage on Meyer Road, directly opposite the east entrance of the company's existing motor truck plant.

The new building, designed by Albert Kahn Associated Architects and Engineers of Detroit, will provide facilities for the entire engineering department of International Harvester's Motor Truck Division and will include an administration section plus four functional sec-

tions. The functional sections, which will be separated by open courts, will house engineering and drafting rooms, experimental shops, laboratories for all types of testing and a number of dynamometer test cells for testing of engines, transmissions and rear axles. Also included is a road test area where experimental models of trucks are to be prepared for testing on the adjacent test track or on public highways in the area.

Essentially a one-story structure of brick construction with structural steel frame, the building will provide approximately 235,000 sq ft of floor space.

The design includes steel sash and glass, poured gypsum or cement tile roof deck, composition flooring. The interior finish in office and drafting areas will be asphalt tile floors, metal sash partitions and acoustical tile ceilings; the laboratories and test cells will have quarry tile floors, glazed tile wainscot and acoustical ceilings. Air conditioning will be provided in the offices and drafting rooms, while the remaining portions of the building will have adequate natural ventilation. Large fan rooms located on the roof will house the extensive ventilating equipment required.

The work will cover the extensive mechanical services required in the laboratory sections, including a system for storage and distribution of fuel to the various engine testing cells.


SURVEY QUESTIONNAIRES ARE SENT TO ARCHITECTS

QUESTIONNAIRES in A.I.A.'s 1950 survey of the architectural profession were scheduled to go out this month to 16,000 registered architects.

The survey is being made under the auspices of the Commission for the Survey of Education and Registration of the American Institute of Architects, Department of Education and Research, to determine how well the nation's architectural schools prepare the young architect for his profession. Dr. Edwin S. Burdell, director of Cooper Union, is commission chairman.

The questionnaire, "pre-coded" for I.B.M. tabulation, is divided into four sections: professional history, educational background, architectural practice, registration and examinations. Statistician Andrew Fraser is the Commission's research consultant on the questionnaire.

The Commission hopes to have its findings available in time for announcement at the 1951 Convention of the Institute.



Above: photo of rendering for junior-senior high school proposed for Canton, New York

PLAN THREE UNITS FOR SCHOOL IN BATON ROUGE

THE FIRST of the three main units which will comprise Istrouma High School in Baton Rouge, La., will be completed within a few months at a cost of \$948,667.

Architects for the school are Bodman & Murrell.

Unit A (at left in photo of rendering below) is the classroom portion of the high school, containing also the library; science, home economics and commercial departments; and all necessary facilities for 1200 students.

Also under construction is Unit B (at center, below), a combination cafeteria-music building. Complete cafeteria and kitchen facilities for faculty and students are contained in the cafeteria portion. The music area includes a large band room, a choral room, practice rooms, etc.

An auditorium-gymnasium will be provided in Unit C. Here a folding electrical partition will create separate boys' and girls' gymnasiums.

Cost of Units B and C is expected to total \$176,450.


MODERATE COST STRESSED IN CANTON SCHOOL DESIGN

WITH emphasis upon moderate cost and good maintenance factors, the architectural firm of Sargent-Webster-Crenshaw & Folley of Watertown, N. Y., announces that plans are under way, in the drawing stages, for a junior-senior high school in Canton, N. Y. All in all, it can be considered as a typical central school project for New York State, outside the metropolitan area, according to the architects, who point out that the elevations are subject to some extensive re-study, which will be accomplished during the next several weeks.

Construction is scheduled to get under way next July. The estimated cost is \$1,056,000 for building alone, with the total budget of \$1,450,000 to cover all costs.

Sargent-Webster-Crenshaw & Folley, in addition to this project, are interested in a central school at Groton, N. Y., being designed by their Syracuse office, and an elementary school at Watertown. Their responsibilities, in both these operations, included surveys for site selections and pupil population studies.

Below: three main units will comprise Istrouma High School at Baton Rouge, La.





Snapped at the Mackinac Conference: (left) Paul Hazelton and President Andrew Morrison, Detroit Chapter, A.I.A.; (right)



Photos by Alden Dow

Mr. and Mrs. Robert Tucker and Mr. and Mrs. John Richards. Mr. Richards is A.I.A.'s regional "veep" for the Great Lakes District

110 AT MACKINAC FOR ANNUAL MIDSUMMER CONFERENCE OF MICHIGAN'S ARCHITECTS

NEW DEVELOPMENTS in plastics, curtain wall construction, and the Mackinac Bridge Authority were the major program topics for this year's edition of the annual midsummer conference of the Michigan Society of Architects at the Grand Hotel in Mackinac Aug. 3-6.

Between formal sessions, 110 architects and their guests enjoyed a round of social activities highlighted by President Alden Dow's cocktail party in his suite on the evening of Aug. 4.

Hon. Prentiss Brown, chairman of the Board of the Detroit Edison Company and former U. S. Senator from Michi-

gan, made the principal address at the banquet. Mr. Brown, who was recently appointed chairman of the Mackinac Bridge Authority, gave a talk on the history of Michigan that members of his audience agreed was one of the most interesting they had ever heard. Mr. Brown also announced that the Mackinac Bridge Authority had engaged Coverdale and Colpits, consulting engineers, of New York, to make a survey for the Authority of traffic conditions from 1923 to the present and to appraise future increases.

Earl Kroppscott and Robert Tucker of

the Dow Chemical Co. presented the Friday program on new developments in plastics. Their talks provided a summary of the processes used in manufacture of plastics and were illustrated with suggestions for use of various plastic products in building.

"Light-weight or Curtain Wall Construction" was the topic for O. M. Mader, head of the architectural section of Aluminum Company of America, at Saturday morning's session. Louis T. Ollesheimer, president of Producers' Council, Inc., was moderator for the session, with Prof. Ralph Hammett, the Society's second vice president, presiding.

ALL-MARBLE EXTERIORS USED FOR HOUSTON STORE

WHITE marble is used for all exteriors of the five-story department store now under construction in Houston, Tex., for Sakowitz Brothers at an estimated cost of \$8 million. Alfred C. Finn, F.A.I.A., is the architect.

Marble is used also for architraves at entrances, which will rise to a height of four stories, and for the trim making the corners at the show windows. A low black granite base is used around the entire building.

The building, designed for future expansion to 10 stories, is of structural steel framing with cellular steel floor, which serves as conduits for wiring and makes possible future layout changes.

The entrances are of extruded and cast aluminum recessed into the building and glazed. They are the only two openings for outside light.


Perforations in the outside walls are

for air intakes to the air conditioning cooling units. The architect notes that fewer than a third of the number shown in the rendering are actually used.

The floor layout and interior were designed by Brochsteins A.I.D. of Houston, with Mr. Finn's office supplying architectural details.

Below: photo of rendering

Paul Dorsey, Photo

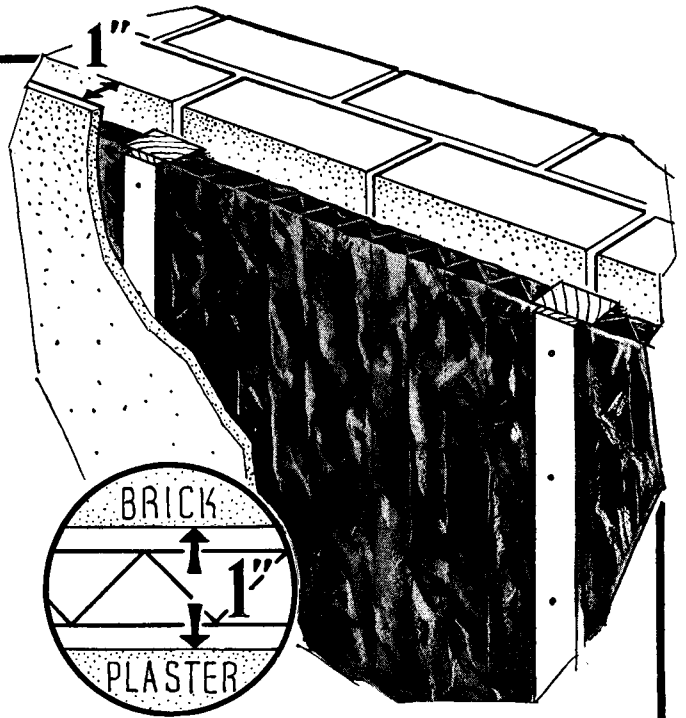


THAT BRICK, CONCRETE, OR BLOCK WALL—

Give 1" Space 2" DRY Insulation Value!

FOR LESS THAN *7½¢ SQ. FT.,
MATERIAL WITH LABOR

**In new construction between furring strips.*



Use 2 Aluminum sheets ½" apart...

Permanently separated, with 4 reflective surfaces, and 4 reflective accordion spaces; they have zero permeability, are non-condensation forming, non-moisture retaining, will force out fortuitous vapor.

Invaluable under cement floors or floor radiant heating panels—1" space is so economically created. R factor for Down-Heat Flow is 10.30, equal to 3⅔" dry rockwool. A must for shallow spaces around air ducts and for pre-fabricated buildings, trucks, trailers, railroad cars, ships and planes. Heat flow through air spaces in walls is 65% to 80% radiation. Two such aluminum sheets absorb only 3% of heat rays, and radiate only 3%. They are impenetrable by convection; conduction is insignificant. This construction is technically called Type 4 Jr. Infra.

INFRA INSULATION TYPE 4 JR. Thermal Factors in 1" Space

Down Heat C.097, R10.30, equals 3⅔" Dry Rockwool
Wall Heat C.150, R 6.66 equals 2⅓" Dry Rockwool
Up Heat C.194, R 5.15 equals 1¾" Dry Rockwool

Vapor Permeability Equals ZERO

FREE: Send coupon for **FREE COPY** of 44-page, just-revised, Fourth Edition of "Simplified Physics of Vapor and Thermal Insulation", a simple, clear and concise handbook on Heat Transfer, Vapor Flow, Condensation, Radiant Heating, etc., with famous complete and documented **MASTER CHART** of *k*, *C*, *R* and *U* factors of all insulations of all weights, thicknesses, densities, etc. Describes and tells how to install various kinds of multiple aluminum and also mass insulations. *Check to get samples and price lists.*

Multiple Accordion Aluminum and
Triangular Reflective Air Cells

INFRA INSULATION, INC.

10 Murray Street New York, N. Y.

Telephone: COrtlandt 7-3833

INFRA INSULATION, INC.
10 Murray Street, New York, N. Y.

Dept. R-9

Please send "Simplified Physics of Thermal Insulation."

Name _____

Firm _____




Address _____

Send Price Lists of Insulations

Send Free Sample

Fine Flush Valves for Fine Buildings

For complete information on Watrous Flush Valves write for catalog No. 449-A.



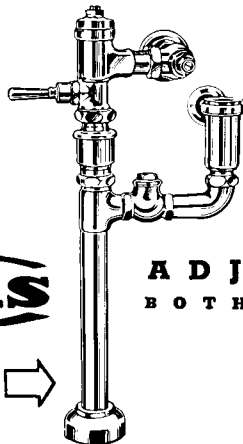
Among Watrous Fine Features

Silence Without Penalty

Watrous Silent-Action Flush Valves eliminate unwanted noise by employing corrugated surfaces to arrest water surge and eliminate turbulence. In contrast with the usual method of using shot or screens, Watrous Silent Action retains its high efficiency without danger of clogging — stays silent without requiring frequent cleaning, replacement or adjustment.

Watrous

This new Watrous Flush Valve Combination for hospitals is especially adapted for bedpan cleansers. Eliminates need for special type bowls.



VETERANS ADMINISTRATION HOSPITAL

Buffalo, New York, one of the many fine buildings equipped with Watrous Flush Valves

GREEN & JAMES AND EGGERS & HIGGINS

Architects

BEMAN & CANDEE

Mechanical Engineers

CARL C. GRIMM

Plumbing Contractor

**ADJUSTABLE FLUSH VALVES
BOTH DIAPHRAGM AND PISTON TYPES**

THE IMPERIAL BRASS MANUFACTURING COMPANY

1240 W. Harrison Street, Chicago 7, Illinois

NEWS FROM WASHINGTON by Ernest Mickel

Architects Rally to Tasks of Partial Mobilization; Construction Industry Ready for Emergency, Seeks Effective Role; Analyses Of Effect of Initial Restrictions Await Reports from the Field

THE ARCHITECT'S ROLE in partial mobilization of the country's economy is slowly emerging from a welter of varying viewpoints and separate decisions.

The American Institute of Architects was in contact with the Air Force early, discussing the method of selecting architects in the master plan for enlarging, improving and constructing air bases.

President Ralph Walker of The A.I.A. alerted chapter presidents to prepare the membership for the fullest cooperation in the national effort (see page 9 of this issue for more on A.I.A. reaction).

Some private architects already had been at work on new construction plans involving military and defense work: in some instances, whole towns, it was reported.

Home builders were among the first organized groups to announce publicly that their services were being offered to the federal government in the emergency. The Associated General Contractors of America, Inc., representing the builders of highways, airports, railroads, public works, buildings and other forms of heavy construction, met with several government agencies to discuss the means for most effective use of the general contracting industry in the current program. The National Constructors' Association of New York wrote the National Security Resources Board offering its collective talent.

Through these offers of assistance to Uncle Sam that came so readily from the private construction industry ran one central theme: construction is ready for any emergency, it has the potential to supply the needs. Materials and manpower give the greatest concern; but these problems have been worked out before, and can be again.

After reassuring government of full cooperation, the various segments of the industry were standing by. They were waiting for the national defense program to take more definite form. Contractors were ready to go to work on expanding defense programs as soon as they were told what these would be.

Once the military needs were spelled out, the industry could better determine for itself the turn that future production would take.

Such basic commodities as lumber and steel were the limiting factors. How much would the military require? How much would essential civilian construction require? These questions were foremost in the minds of architects, engineers and contractors as planning went ahead in Washington.

Construction Is Ready

The general contracting industry, said the A.G.C., will be able to undertake any and all construction required by prospective mobilization plans promptly and economically.

This was a broad statement. But it came after due reflection, following a meeting of the Association's national defense committee with construction agencies of the government. These agen-

cies included Navy's Bureau of Yards and Docks, Army's Corps of Engineers, the Air Force, Munitions Board, Atomic Energy Commission, National Security Resources Board and the Bureau of Public Roads.


A.G.C. assured these U. S. agencies: "The construction industry is engaged in the greatest peacetime construction program in history. The capacity of general contractors to handle construction quickly and economically is greater than ever before. Competition in the industry is keen and prices are surprisingly low. . . ."

"Defense construction will have an impact upon civilian construction. There is ample contractor capacity for both. But the materials shortages which have been developing may become more serious. At the present time there is no need to stop any construction which is under contract. Increasing shortages of materials, or manpower, may make it necessary to postpone the start of new projects not essential to defense or necessary civilian activities."

The A.G.C. called for fixed price contracts to be awarded wherever possible for defense construction in continental U. S.

The home builders, through the National Association of Home Builders, moved rapidly to meet the situation as they saw it. Almost immediately President Thomas P. Coogan of Miami, Fla.,

(Continued on page 16)



— Drawn for the RECORD by Alan Dunn

WASHINGTON

(Continued from page 15)

called on the home contractors to move more cautiously in planning their future programs. The Housing and Home Finance Agency, at the President's request, quickly instituted moves to restrict housing credit; and this generally met with the tacit approval of all those affected by it.

Coogan phrased his message to home builders as follows:

"I am requesting the home builders of the country to voluntarily take stock of their housing projects and curtail their production in accordance with the country's needs. There can be no fixed procedure on this curtailment as the need for housing varies from place to place, but every builder should make a conscious effort to slow his pace and reduce his production. In making such reduction, careful consideration should be given by the builder to maintaining his organization, providing the housing needed in his community, and to the impact of unnecessary unemployment that might result."


A month after the Korean crisis developed and as federal planning was put on a firmer basis, home builders were far from discouraged. The housing agency moves in the credit field could not be called a disappointment. Most private industry people had felt the housing boom was swelling to alarming proportions. It was just getting too big for itself. An annual construction rate of substantially more than one million home units was somewhat frightening to those private industry observers in close contact with the situation. An annual rate of less than one million would be more comfortable, they agreed.

There were many estimates — in and out of government — as to the restricting effects of the new credit regulations. A 20 per cent reduction in the record-high volume of housing starts was the guess most generally put forward.

The builders' view at the end of July was expressed by Frank W. Cortwright, executive vice president of N.A.H.B. He said:

"The most heartening factor to home builders is that the President and his top advisers are very conscious of the fact that maintenance of a sound economy at home is as important as sound prose-

(Continued on page 18)



Architect's rendering (from preliminary plans) shows "Miracle Mile" projected for Edmonton as it would look from the roof of the Canadian National Building, one block to the north. The \$25 million center would occupy four blocks in heart of downtown district

NEWS FROM CANADA by John Caulfield Smith

"MIRACLE MILE" PROPOSED FOR EDMONTON WOULD CREATE \$25 MILLION CIVIC CENTER

APPROVAL of the Province of Alberta Utilities Commission will clear the last hurdle for the proposed \$25 million civic center for downtown Edmonton.

The shopping, commercial and entertainment center, designed by Architect A. Gordon Lorimer of Lorimer & Rose, Architects & Engineers, for the sponsor, the First New Amsterdam Corporation of New York, would be built in a four-block area in the heart of Edmonton's business section.

The New Amsterdam Corporation would get a 69-year lease on the site, valued by the city at \$2 million, and pay \$50,000 ground rent, but no property tax on improvements. During the first 30 years the city would receive 25 per cent of net profits and during the last 39 years 30 per cent.

Included in the center would be a supermarket along American lines; an auditorium to seat 2500 persons, with a tower office building; a 16-story office building; surface and underground parking space for 1800 cars at 10 cents an hour; an underground arcade between the auditorium and the Macdonald Hotel (one block south). The arcade would contain a public museum and an art gallery.

One third of the total area would be

given to buildings; the remainder to parking parks and nurseries.

The New Amsterdam Corporation gets an 18-month option on the site for deposit of \$5000; included is a war clause which provides for a moratorium in case of a national emergency.

Contract Awards at Record For 1950's First Six Months

Construction awards for the first six months of 1950 show an unparalleled increase of \$97,244,900 over the same period last year.

The total for the month of June of \$164,651,100 is unmatched for any single month in Canada's history. Figures come from the Maclean Building Reports Ltd.

New construction jobs include Ontario Department of Highways contracts totaling over \$18 million and a \$7 million Toronto rapid transit award. A Veterans Administration building in Ottawa is to cost \$5.3 million, and Chatham is planning a \$5 million industrial plant. Other construction includes an insurance office at \$4.5 million in Toronto, the Statistics building in Ottawa at \$3 million and a \$3 million textile plant in Sherbrooke.

(Continued on page 206)

We want to cook with gas!

IT'S QUICKEST IT'S CHEAPEST
IT'S SAFEST




What are you going to say, Mr. Architect, when the young couple asks, "Gas is safest, isn't it?" Better just refer them to the Underwriters' report on fire causes for any year: Gas way down at the bottom, all other cooking and heating agents way up high.

What are you going to say, Mr. Project Promoter, when they ask, "Gas is cheapest, isn't it?" Better get that main extended, because *that* couple has probably seen the comparative - cost - per - BTU chart.

What are you going to say, Mr. Contractor, when they say, "Gas is quickest, isn't it?" Make up your mind, Sir, once and for all. Put a vessel of water on a Universal Gas Range top burner, and an identical vessel on a range top using any other means of heat. Time them. Then you can answer with assurance:

*"Nothing Cooks Like Gas —
And Universal Proves It!"*



CRIBBEN & SEXTON
Universal
GAS RANGE

MASTER BERKSHIRE
MODEL



CRIBBEN & SEXTON CO., 700 NORTH SACRAMENTO BOULEVARD, CHICAGO 12, ILLINOIS

HOOD 1st CHOICE

again by all 3!

THE ARCHITECT-

Mellenbrook, Foley & Scott,
Berea, Ohio.

THE GENERAL CONTRACTOR-

R. S. Ursprung Co., Hanna
Building, Cleveland, Ohio.

THE FLOORING CONTRACTOR-

Burk Asphalt Tile Company,
Cleveland Heights 18, Ohio.



Again, new Hood Asphalt Tile has been chosen, this time for the new Butternut School in North Olmstead, Ohio, and again this superior tile is the choice of the architect, the general contractor and the flooring contractor . . . men who know *better* flooring!

And for good reason! New Hood Asphalt Tile is now available in a choice of 24 sparkling colors with directional marbleization that will meet the requirements of the most exacting decorative plan, above or below grade, and its square, precision-cut edges mean all-important savings on labor and installation costs. More and more every day, Hood is adding to its long list of new installations in which it has been the choice of those whose responsibility is to install longer lasting, more colorful and more economical flooring. Let this choice of those who know be *your* guide on your next job whether it be for remodeling or a new building program for schools, colleges, hospitals, buildings, homes . . . wherever *better* asphalt tile is needed. Your inquiry for further information will be handled promptly.

Be specific . . . specify HOOD ASPHALT TILE

TWO GREAT NAMES  **TWO GREAT TILES**
Hood Rubber Co. WATERTOWN, MASS.

THE RECORD REPORTS

WASHINGTON
(Continued from page 16)

cution of the war abroad. They want home building maintained at good volume commensurate with the availability of materials and men — and, equally important, without creating inflationary excesses. Because of this, we do not anticipate drastic action in housing in the near future, but rather expect encouragement in our maintaining employment in the building trades and in the use of building materials."

The opinion was more than wishful thinking. It was based on a firm knowledge of the government's current contemplated moves gained from a series of conferences with those officials who are in a position to know.

New Controls

The Federal Housing Administration expected a high percentage of the home construction business to continue in the lower and moderate price ranges as a result of the new credit restrictions. It was given an argument on this point, however, in many quarters. It did not seem likely to some that requiring a down payment where no such outlay had been necessary before would stimulate production of lower cost homes.


The reasoning of FHA Commissioner Franklin D. Richards was this:

The controls will be felt more strongly in the higher price ranges because of the proportionately increased equity requirements in connection with higher priced transactions. As an example, he said that down payment on a new house valued at \$10,000 now would be \$1750. And a new house valued at \$15,000 now requires a down payment of \$3750. The effect therefore should be to produce a relatively greater market for lower priced housing than for the higher priced ranges.

But HHHFA is not going to be satisfied with hypotheses. Administrator Raymond M. Foley has put to work the agencies in his National Housing Council gathering field information in increasing volume. The reporting service will be speeded up to give housing officials a prompt analysis of countrywide reaction to the credit restrictions.

Henceforth, Foley's office will have the benefit of more timely reports from

(Continued on page 20)



Architects: Erhart, Eichenbaum and Rauch, Little Rock, Ark.
Associate Archt. L. C. Cavitt, Fort Worth, Tex.

Low and behold...

INTRIGUING as the lowered neckline, Brasco Construction reveals more of the store's attractions and stimulates the urge to buy. Sash members only 25/32" high enlarge the scope of vision by exposing larger areas of plate glass.

At the same time the deeper, more uniform Brasco grip on the glass is fully maintained for maximum safety. Heavy-duty bars, strongly reinforced, provide complete protection for enlarged and heightened areas.

Striking, individualized effects are easily attained with our wide selection of handsome stock assemblies. Sash and sill components are fully interchangeable for infinite variety in design treatment.

In either heavy guage stainless steel or serviceable anodized aluminum Brasco at the front assures structural excellence plus beauty that boosts business by sheer attraction. Use handy coupon for complete information.

BRASCO MANUFACTURING CO.

HARVEY

(Chicago Suburb)

ILLINOIS

Specialists in Metal Store Front Construction for more than 40 Years



BRASCO MANUFACTURING CO., Harvey, Illinois (R 95)

Please mail full information on

- Safety-Set Store Front Construction
- Aluminum Doors and Complete Entrances
- Aluminum Frames for All-Glass Doors

Name

Firm

Address


City Zone State

One Word Specification

Corruform

When you specify Corruform you get one standard product developed to meet your needs, uniform in quality, available anywhere without restriction on your choice of the major construction materials with which Corruform is used.

Patented Corruform is a 100,000 psi steel base for concrete in joist construction. Millions of square feet of Corruform testify to its service to architects and performance to contractors.



SAFE

— because Corruform was developed to provide an extra-tough, secure steel base which maintains structural principles and structural integrity.

GOOD LOOKING

— because the pleasing corrugated pattern makes an attractive exposed ceiling. It remains true and level. Corruform is available plain, galvanized or vinylprimed for painting.

ECONOMICAL

— because, made of 100,000 psi steel, it performs adequately without waste. Corruform carries concrete without sag, stretch, bend or leakage.

STANDARDIZED

— to meet the specification requirements for joist construction, one gauge—.0156" steel— one shape— 2 3/16" x 1/2" deep corrugations—weight 3/4# per square foot with fasteners, steel of guaranteed average strength 100,000 psi—single test minimum strength 95,000 psi.

**SEND FOR
AIA FILE
TODAY**



**GRANCO STEEL
PRODUCTS CO.**

(Subsidiary of Granite City Steel)
Granite City, Illinois



THE RECORD REPORTS

WASHINGTON
(Continued from page 18)

field offices under the Veterans Administration, Agriculture, Reconstruction Finance Corp., Commerce, Labor and the Federal Security Agency as well as his own constituent agencies. These include FHA, Public Housing Administration and the Home Loan Bank Board.

The Guiding Principles

The three major agencies concerned — Housing, Veterans and RFC — lost no time in putting into practice President Truman's recommendations for restricting housing credit.

This move was made for two principal reasons: first, to conserve building materials for mobilization; second, to put pressure on the upward inflationary trend.

In his letter to the three agency heads, Mr. Truman cited the record level of housing construction. He held it to be desirable, were it not for international developments.

In the Truman letter to Foley, the President outlined these points, administrative actions that have been closely followed:

1) Employ as a ceiling in analyzing property for mortgage insurance purposes the construction costs existing on July 1, 1950.

2) Reduce on all future applications for mortgage insurance the maximum principal amounts, or the maximum percentages of appraised value or cost, or both, of mortgages so that required down payments will be substantially increased, especially for higher priced housing, excluding military housing and the Alaska housing program.

3) Require substantial down payments for modernization and repair loans.


4) Reduce substantially the availability for Federal Home Loan Bank credit to member institutions especially for business expansion purposes, and through supervisory action, encourage the application of stricter credit standards on new mortgage loans by member home financing institutions.

5) Limit the commencement of construction of public housing to not more than 30,000 dwelling units in the first six months of fiscal year 1951, during

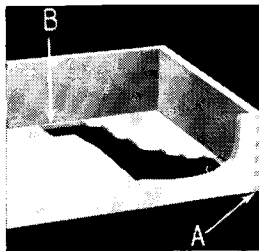
(Continued on page 22)

Step Inside...

and see what **CURTIS** means by *quality*



Quality is a word that is easy to use—but often hard to demonstrate. But in Curtis *wood* kitchen cabinet units, "quality" becomes a definite, tangible asset—not only for the kitchen planner, but for the owner as well. Here are some of the many features of sound construction and good design that give the home-owner more for his money in Curtis cabinets.


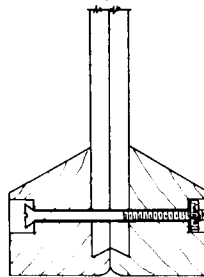


Sound Drawer Construction

Drawers in Curtis cabinets are dovetailed at all four corners (A). Back, front and sides are plowed near their lower side, (B), the Curtis Prespine bottom panel is inserted in plow before sides are joined by dovetail.

Strong and True

Illustrated on the right is a section of the union of two cases (front corner posts). The strong, space-saving construction of Curtis cabinets appeals to both home-owners and contractors.



Ample Toe Space

Note ample toe space at bottom of cabinets—two inches—to eliminate marring cabinet and scuffing of shoes. Beautifully styled hardware is furnished with cabinets, and they come painted two coats.

Curtis PRES-PINE

Doors and panels are made of Curtis PRES-PINE—a superior new Curtis wood product made exclusively for use in Curtis Woodwork. Prespine provides a beautiful paint surface—no grain raising or checking.



Curtis cabinets are made in 20 basic unit types and a total of 70 sizes to fit any size or shape of kitchen. Cabinets are designed to permit rapid installation. Let us give you full details about Curtis kitchen cabinet units, Curtis Woodwork and Silentite Windows. Mail the coupon!

Curtis Companies Service Bureau
AR-9K Curtis Building
Clinton, Iowa

Gentlemen: Please send me literature on Curtis kitchen cabinets and other Curtis Woodwork.
I am () architect () contractor () prospective home builder () student. (Please check above).

Name.....

Address.....

City..... State.....

Curtis makes a complete line of architectural woodwork for the modern home. Make your next house "all Curtis."



which time the public housing program should be thoroughly reexamined in terms of the developing international situation.

6) Suspend for the time being commitments for direct loans for the construction of housing by educational institutions.

7) Take such further actions as in your judgement are or may become necessary and appropriate (such as

restriction of size of projects built for sale) to curtail the use in residential construction of materials essential to national defense.

The same day the President's letter was received, FHA wired its field offices to announce it was taking the following action:

1) Construction cost figures used in insuring offices for the purpose of analyzing property and mortgage insurance or

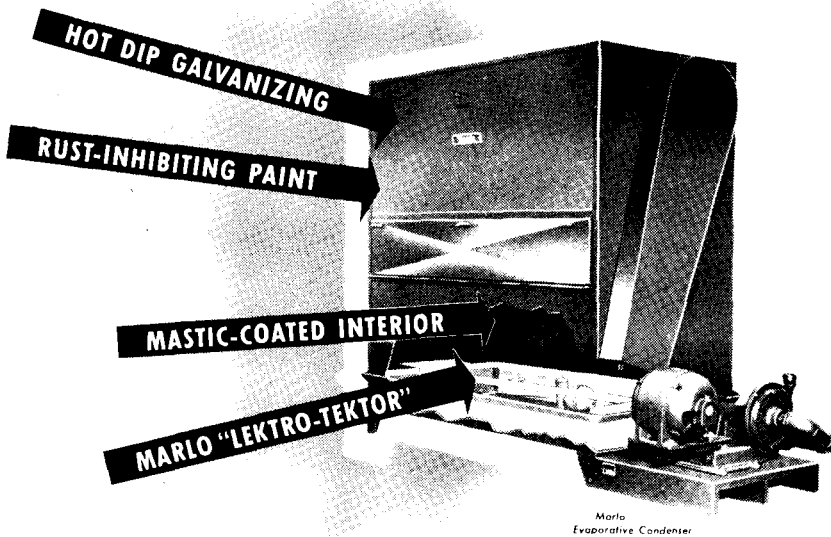
yield insurance shall be frozen as of July 1, 1950.

2) Eligibility provisions of administrative rules under all mortgage insurance plans are amended by reducing the ratio of loan to value or loan to cost specified therein by 5 per cent of such value or cost.

3) Dollar mortgage limitation on single family dwellings is reduced from \$16,000 to \$14,000.

4) Cash payment of 10 per cent shall be required on property improvement loans under Title I.

**ONLY MARLO COOLING UNITS ARE
DOUBLY-PROTECTED AGAINST CORROSION
...Outside and Inside**



Marlo Evaporative Condenser

Marlo Evaporative Condensers and Cooling Towers offer this big four-way defense against corrosion:

OUTSIDE — over the Hot Dip Galvanizing — Marlo all-steel housings are sprayed with a special rust-inhibiting alkyd resin-base paint that forms an *extra* front line barrier against corrosive elements.

INSIDE EACH UNIT — sheets, panels and galvanized parts are coated with a sound deadening *asbestos-asphalt mastic* that doubles as an efficient corrosion retardant. Additional internal protection is afforded by Marlo's exclusive "Lektro-Tektor" that prevents *electrolytic sump tank corrosion*.

• Specify Marlo Cooling Units for your buildings . . . assure dependable, longer-lasting installations.

MARLO-HEAT TRANSFER
Since 1925



Write for complete information on Marlo Evaporative Condensers and Cooling Towers.

Marlo COIL CO. • 6135 Archway Rd. • St. Louis 10, Mo.

The Effects

There was much speculation on the extent to which the new credit restrictions would cut into housing production. No one was certain. Only results in the months ahead hold the answer.

Some builders and mortgage lenders placed the cutback as high as 50 to 60 per cent of the record volume which had continued to climb through the first half of the year.

Private industry, like the housing agencies of government, was seeking the answers in the field. The N.A.H.B. membership letter of July 26 asked these questions of builders:

By what percentage do you think the required increased down payments will reduce home construction by you? . . . by other builders in your city?

Do the larger down payments disturb you more or less than the possibility of some building materials being in short supply?

Which building materials have risen in cost during the last month and about how much?

Is there stockpiling of building materials in your community?

Have landowners increased their prices?

Are buyers rushing to conclude sales contracts?

Are military-age buyers hesitant to purchase?

Do buyers think new homes are a desirable hedge against inflation and higher building costs?

What is the attitude of local lending institutions on making construction money available in view of the current situation?

The answers to these questions should be interesting and enlightening. The builders believe the new regulations have been "carefully thought out as to their effect on the housing industry." They feel sure the curtailment will take effect gradually.

(Continued on page 24)

America's best fuel buy is Anthracite!

HERE'S WHY

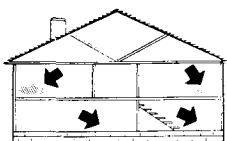
Hard Coal is a better, more efficient fuel because:

1. You enjoy greater COMFORT with STEADY Hard Coal Heat



Other fuels heat in "bursts," result in varying temperatures. But Hard Coal fire gives you steady, even, dependable heat *all the time!*

2. You get HEALTHFUL heat with Hard Coal—NOT "up and down" heat—NO "cold pockets"



Widely varying temperatures you get with other fuels create cold areas in home—"cold pockets"—a danger to health. (Cold pocket behaves like a vacuum—draws air to itself, causes *drafts*.) But with STEADY Hard Coal heat you're SAFE!

3. Hard Coal Heat is CLEANER heat—leaves no greasy film on drapes or furniture—no odor



Hard Coal *burns* more completely and cleanly than other fuels. No greasy deposit or oily smell with Hard Coal . . . no soiled furniture or curtains. Lower cleaning bills!

4. Hard Coal CAN'T SMOKE under any conditions

Hard Coal is the perfect fuel—impossible for it to smoke. Makes for cleaner homes, cleaner neighborhoods!

5. SAFE heat . . . no worries about possible explosions

People with other fuels often worry about "something going wrong"—leaks or explosions—perhaps during the night or when there's nobody home. But not people in Hard Coal homes—they enjoy peace of mind.

6. You can STORE a full winter's supply—in advance



With Hard Coal, you don't have to worry about bad weather holding up mid-season deliveries—you can fill your bin ahead of time, with enough fuel for *the whole winter!*

7. Undreamed-of CONVENIENCE is yours, with modern AUTOMATIC Hard Coal equipment

You just set the thermostat and forget it—fuel-feed and control are automatic! Hard Coal heat is *modern* heat!


8. With automatic equipment, Hard Coal SAVES you up to \$125 a year

You burn the most economical *sizes* of Hard Coal . . . get the most efficient automatic combustion!


Now—Hard Coal Heat is **AUTOMATIC** with modern equipment!

Gives amazing **CONVENIENCE** and **SAVINGS**


Now everyone can have **AUTOMATIC** heat at a price they can afford. New automatic Anthracite equipment feeds itself with fuel right from bin, removes ashes automatically. Thermostatic control—set it and forget it! Year-round hot water too! 100% clean, compact equipment turns basement into a "living area"! It's the **STADIEST**, healthiest, coziest heat of all. Fuel costs **FAR LESS**—because the equipment burns the *most economical sizes* of Anthracite! Savings up to \$125 a year pay for equipment! Write Anthracite Institute, 101 Park Ave., N. Y. 17, N. Y.



ANTHRAFLO . . . A low-priced, efficient furnace-burner unit. Compact. Feeds self from fuel bin. Rugged construction, no complicated parts to get out of order. Completely automatic, silent, clean. *Burns MONEY-SAVING SIZES of Anthracite* (Anthraflo models also available for steam and hot water systems.)



ANTHRATUBE . . . A complete boiler-burner unit with induced draft. Delivers maximum heat with hard coal. Compact, neat-looking. Completely automatic from coal bin to ash removal. Provides year-round hot water. Highly efficient. *Burns MONEY-SAVING SIZES of Anthracite!*



MODERN HARD COAL STOKERS specially designed in complete boiler-burner units (*such as Motor Stoker, Electric-Furnaceman and others*), offer high efficiency, are smaller in size and greater in economy of operation. Completely automatic from bin feed to ash removal.

Modern conversion stokers can be quickly installed in your *present* boiler or furnace. Stoker automatically feeds the coal and removes the ashes.

ANTHRACITE (HARD COAL) INSTITUTE

THE RECORD REPORTS

One of the more important moves was that of FHA in quickly rescinding an order designating New York and Washington, D. C., as "high cost" areas under Sec. 203 (b) 2 (D) and Sec. 8 of Title I of the National Housing Act. The first order had been out but a few days when Commissioner Richards called it back in accordance with the President's request that housing credit be restricted. This brief reference to designation of high

WASHINGTON (Cont. from p. 22)

cost areas under the amended act will be the last heard of the optional provisions for some time.

Fate of Fannie May

The rapidly developing international situation seemed to subdue the importance of the legislation designed to modify Federal National Mortgage Association operations.

Sen. John Sparkman (D-Ala.), chairman of the housing and rent subcommittee which held hearings on the bill — S. 3746 — said he had just about given up hope of getting it through the Senate this session. He was looking forward to committee clearance, however.

Private builders opposed parts of the measure in hearings. They felt it to be unwise and unnecessary to place additional restrictions on the secondary market for government-assisted housing loans until the present program can be fully evaluated. The National Association of Real Estate Boards suggested a joint Congressional committee study of the whole mortgage financing situation. But that was before Korea forced the government's housing agencies to cut back on credit.

Defense Production Act

The President was assured of getting just about what he asked for in the way of new control powers. Some Republican opposition arose after the draft of the big defense production bill was delivered on Capitol Hill. It went too far, some G.O.P. members said. And a few Democrats agreed. But the House Banking Committee, after a few days of hearings, approved the measure. This group eliminated only Sec. 403, dealing with Home Loan Bank Board regulations, and Sec. 412, on commodity limitations.

Public opinion swung quickly behind partial mobilization and enactment of the measure was insured.

Important to architects and builders is the power to allocate materials and facilities on the President's own terms. The word facilities could include production plants. Mortgage lenders eyed closely the provision giving control powers over real estate credit. The President would be permitted to classify real estate transactions and prescribe maximum loans or credit values, minimum down payments, minimum maturities, rates of payment, rules on outstanding credit and related matters. This power would reach into the private financing field.

Consumer rationing and price controls are conspicuously absent from the wording of the new legislation. The Administration insists it is not yet time to call for these. If and when the time does come, Mr. Truman said, he will ask for these controls and manpower controls, all at the same time.

The National Security Resources Board remained the agency to watch. It had a close hand in the preparation of

(Continued on page 168)



GREATER CONVENIENCE
Plus
LOWER MAINTENANCE

The Original Inside Screens
That ROLL UP AND DOWN

Pella ROLSCREENS

FIT ALL TYPES and MAKES OF WINDOWS

ROLSCREENS provide freedom from screen troubles! Once in place, always in place. No putting up — no taking down! No painting! No seasonal repairs! No storage space required. By minimizing window screen maintenance, ROLSCREENS pay for themselves over the years.

The exterior beauty of windows is preserved by ROLSCREENS because they are made of neutral colored Alumina wire cloth and installed on the inside. ROLSCREENS cost no more than good quality flat-frame screens. When annual maintenance and labor costs are considered, ROLSCREENS actually cost less than ordinary screens.

Made by makers of

FAMOUS PELLA VENETIAN BLINDS and CASEMENT UNITS

10-YEAR GUARANTEE assures that clients will be satisfied with ROLSCREEN performance.

ROLSCREEN DETAILS IN HANDY FILE PACK for installing on all types and most makes of windows. Ready for tracing right onto your plans.



MAIL COUPON

ROLSCREEN COMPANY,
Dept. B-24, Pella, Iowa.

Without obligation, please send FREE new file of ROLSCREEN details and specifications in A.I.A. folder.

Name _____

Firm Name _____

Address _____

City & Zone _____ State _____

NUTONE VENTILATING FANS



easiest to clean...



Give your clients greater convenience by specifying a NuTone Ventilating Fan in all your new home plans. NuTone's exclusive removable center grille (U. S. Pats. Pend.) provides easiest, quickest, safest cleaning of the all-important "grease zone."



easiest



easiest to install..



Never before has there been a Ventilating Fan like NuTone that's so easy to install. Never before has there been a Ventilating Fan like NuTone so low in cost with so many high-quality features including greater air delivery, silent operation, modern designs and 5-year motor guarantee.



Send for complete specifications,
A.I.A. FILE No. 30-D-1; 31-H-5.

U. S. DESIGN
AND MECHANICAL
PATENTS PENDING



Grille removes quick and easy




Grille cleans in a jiffy



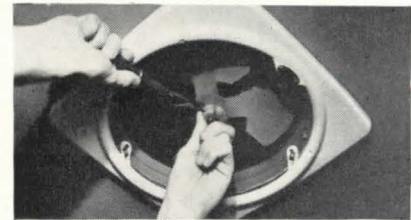
One thumbscrew fastens grille



3 screws fasten wall plate



Motor and blade installed quickly



Screw driver ONLY tool required

NUTONE, INC., Dept. AR6
Cincinnati 27, Ohio

CONSTRUCTION COST INDEXES

Labor and Materials

United States average 1926-1929 = 100

Presented by Clyde Shute, manager, Statistical and Research Division, F. W. Dodge Corp., from data compiled by E. H. Boeckh & Assocs., Inc.

NEW YORK

ATLANTA

Period	Residential		Apts., Hotels Office Bldgs. Brick and Concr.	Commercial and Factory Bldgs. Brick and Concr. Brick and Steel		Residential		Apts., Hotels Office Bldgs. Brick and Concr.	Commercial and Factory Bldgs. Brick and Concr. Brick and Steel	
	Brick	Frame		Brick	Frame	Brick	Frame		Brick	Frame
1925	121.5	122.8	111.4	113.3	110.3	86.4	85.0	88.6	92.5	83.4
1930	127.0	126.7	124.1	128.0	123.6	82.1	80.9	84.5	86.1	83.6
1935	93.8	91.3	104.7	108.5	105.5	72.3	67.9	84.0	87.1	85.1
1939	123.5	122.4	130.7	133.4	130.1	86.3	83.1	95.1	97.4	94.7
1940	126.3	125.1	132.2	135.1	131.4	91.0	89.0	96.9	98.5	97.5
1945	160.5	161.7	156.3	158.0	155.4	132.1	133.9	123.2	122.8	123.3
1946	181.8	182.4	177.2	179.0	174.8	148.1	149.2	136.8	136.4	135.1
1947	219.3	222.0	207.6	207.5	203.8	180.4	184.0	158.1	157.1	158.0
1948	250.1	251.6	239.4	242.2	235.6	199.2	202.5	178.8	178.8	178.8
1949	243.7	240.8	242.8	246.4	240.0	189.3	189.9	180.6	180.8	177.5
April 1950	246.2	243.6	243.6	246.1	242.5	187.9	189.7	180.5	179.5	179.0
May 1950	250.8	248.9	245.4	247.7	244.3	190.9	192.9	181.0	179.9	180.7
June 1950	255.6	254.4	246.8	248.7	245.9	192.5	194.9	181.6	180.3	181.3
June 1950	107.0	107.8	% increase over 1939			123.1	134.5	% increase over 1939		
			88.8	86.4	89.0			91.0	85.1	91.4

ST. LOUIS

SAN FRANCISCO

1925	118.6	118.4	116.3	118.1	114.4	91.0	86.5	99.5	102.1	98.0
1930	108.9	108.3	112.4	115.3	111.3	90.8	86.8	100.4	104.9	100.4
1935	95.1	90.1	104.1	108.3	105.4	89.5	84.5	96.4	103.7	99.7
1939	110.2	107.0	118.7	119.8	119.0	105.6	99.3	117.4	121.9	116.5
1940	112.6	110.1	119.3	120.3	119.4	106.4	101.2	116.3	120.1	115.5
1945	152.8	152.3	146.2	148.5	145.6	146.2	144.3	144.5	146.8	147.9
1946	167.1	167.4	159.1	161.1	158.1	159.7	157.5	157.9	159.3	160.0
1947	202.4	203.8	183.9	184.2	184.0	193.1	191.6	183.7	186.8	186.9
1948	227.9	231.2	207.7	210.0	208.1	218.9	216.6	208.3	214.7	211.1
1949	221.4	220.7	212.8	215.7	213.6	213.0	207.1	214.0	219.8	216.1
April 1950	223.1	221.6	215.9	219.1	217.7	216.7	211.0	218.1	221.6	218.3
May 1950	231.5	229.8	219.8	222.4	221.5	224.8	220.4	220.1	223.1	220.8
June 1950	233.8	231.0	222.4	226.6	222.5	228.2	225.1	221.3	223.6	221.8
June 1950	112.2	115.9	% increase over 1939			116.1	126.7	% increase over 1939		
			87.4	89.1	87.0			88.5	83.4	90.4

The index numbers shown are for combined material and labor costs. The indexes for each separate type of construction relate to the United States average for 1926-29 for that particular type — considered 100.

Cost comparisons, as percentage differences for any particular type of construction, are possible between localities, or periods of time within the same city, by dividing the difference between the two index numbers by one of them; i.e.:

index for city A = 110
 index for city B = 95
 (both indexes must be for the same type of construction).
 Then: costs in A are approximately 16 per cent higher than in B.

$$\frac{110-95}{95} = 0.158$$

Conversely: costs in B are approximately 14 per cent lower than in A.

$$\frac{110-95}{110} = 0.136$$

Cost comparisons cannot be made between different types of construction because the index numbers for each type relate to a different U. S. average for 1926-29.

Material prices and wage rates used in the current indexes make no allowance for payments in excess of published list prices, thus indexes reflect minimum costs and not necessarily actual costs.

These index numbers will appear whenever changes are significant.

A Mistake Was Made!



RESIDENCE OF MR. and MRS. WAYNE FISH
KNOLLWOOD, HOPKINS, MINNESOTA

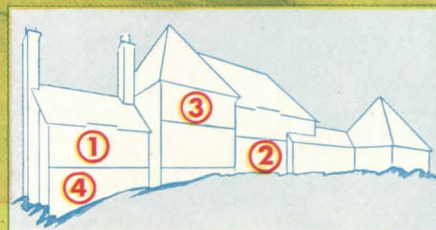
One thermostat wasn't enough!

THE ORIGINAL builders of this lovely home spared no expense on the furnishings and equipment. But it seemed impossible to heat comfortably. When the living and dining rooms were just right, the recreation room was too cold. The bedrooms never got enough heat. When the temperature setting was raised to make the rest of the house comfortable, the living room was too hot. Honeywell control engineers were consulted — found the answer.

To provide real comfort, a home of this


type should have four heating zones, each controlled by a thermostat—one in the Living Room area, one in the Dining-Service area, one in the Sleeping Rooms area and one in the Recreation area.

If you are designing a home, don't hesitate to call upon Honeywell's specially trained staff of control engineers. They stand ready to assist you, without obligation, of course. When you specify Honeywell controls, you can be certain that you will get the most faithful controls available for your clients.



This Type of Home Needs 4 Thermostats

- ① In the Living Room Area
- ② In the Dining-Service Area
- ③ In the Sleeping Rooms Area
- ④ In the Recreation Area



ELECTRONIC CLOCK THERMOSTAT

Automatically lowered night temperatures may be provided for each zone, for additional convenience and fuel economy.

MINNEAPOLIS
Honeywell

FIRST IN CONTROLS

MINNEAPOLIS-HONEYWELL REGULATOR COMPANY
2600 Fourth Avenue South • Minneapolis 8, Minnesota

Please send reprint of Producer's Council Bulletin on
Residential Zone Control, A. I. A. File 30-E

NAME
ADDRESS
CITY ZONE STATE

Minneapolis-Honeywell Regulator Co., Minneapolis 8, Minn., In Canada; Toronto 17

REQUIRED READING

A COUNTRY SUMMED UP

Switzerland Builds. By G. E. Kidder Smith. With an introduction by Siegfried Giedion. Albert Bonnier (605 Madison Ave., New York, N. Y.), 1950. 8½ by 11 in. 234 pp., illus. \$7.50.

Anyone who remembers Kidder Smith's beautiful photographs of Brazil in *BRAZIL BUILDS* (and who does not?) will know what to expect of this new volume. The earlier book was prepared jointly with Philip Johnson, but this one is completely Mr. Smith's work — photos, text, even layout. It was made possible by a Guggenheim Fellowship awarded him in 1946.

SWITZERLAND BUILDS is, of course, pictorially handsome. There are nearly 500 photos, all but a few of them taken by the author. They are of every corner of Switzerland, of every type of building, and together they form a mighty impact. Dr. Giedion, in his introduction, says that when Mr. Smith arrived in Zurich "with an old convertible and a pile of cameras . . . we were rather skeptical when he told us that he intended to conquer Switzerland optically within three months. We knew that, in spite of being a very small country, Switzerland is a rather intricate subject. We must confess, however, that our skepticism vanished when we got the proofs of Kidder Smith's work a short time later . . ."

The book is divided into two sections the first of them dealing with native architecture and the second with modern. Each has its own introduction, and each follows a logical arrangement of material: native architecture by cantons, modern by building types.

"In construction," Mr. Smith says, "the Swiss natives dared limits we find novel today: in simple esthetics they produced designs which make ours effete and self-conscious." His photos lend emphasis to his words, and point up the stylistic differences between cantons as well. Take the pentagonal windowless wall characteristic of higher Fribourg, for example, built to counter the windy rains — "as direct an architectural recognition of natural forces as the exterior sun louvers of the new buildings in Brazil." Or consider the unpainted and unstained exterior log walls in Wallis, which are four to six inches thick for protection against the weather: "The Swiss actually complain that their stern

climate deteriorates wood buildings after four or five hundred years! Paint, they claim, would shorten this life considerably." Or again, the stone buildings in Tessin, which "not only epitomize stone in architecture," but "express it with the most intimate reflections of the mountain setting. The rhythms of the roof lines, the solidity of the base mirror the peaks behind. Both in exposition of material and sympathy with setting this is an architecture of great compatibility with its environment."

The section on modern architecture is perhaps less interesting pictorially, because most of the good modern building is in the larger cities — and most of the pictorial "romance" is not. But the section as a whole is if anything more interesting than its predecessor. Mr. Smith's comments on the various types of building are much to the point:


Housing. "Swiss housing, in seeking to keep scale and masses as small as possible, has tended to stress freely planned two or three story housing in the suburbs with higher elevator units only in the city proper. White stucco finish, well pitched red tile roofs, blinds and numerous balconies with flowers are typical of the competent but rarely distinguished solutions."

Churches. "There is scarcely a church built in any canton that is not of contemporary design — an architectural achievement unique in religious building of the last hundred years."

Schools. "The Swiss philosophy concerning the smaller pupil introduces a new concept of educational thinking. This sets as its goal the smallest size school building economically feasible. Neighborhood schools of three or four classrooms only are the chief desiderata, and if such a unit is too small to accommodate the population it is paired with another on the same site. Intimacy of scale and a friendly homelike atmosphere have replaced the imposing mass and self-important facade."

Hospitals. "The new Swiss hospitals strive for a humanization of one of architecture's most inhuman forms. Concern for the patient is the genesis of all planning. Sunshine and southerly exposure in all rooms, friendly scale, warm, homelike atmosphere replace the supposed super sanitation of unrelenting white tile and bare buff walls."

(Reviews continued on page 30)



The old and new in Switzerland, from "Switzerland Builds," by G. E. Kidder Smith. Top to bottom, above: village of Sonogno; farm between Appenzell and Hundwil; University Center, Basel. Below: low-cost workers' housing west of Wädenswil



Rolling Steel DOORS

Manually, Mechanically, or Power Operated


No other type of door can come close to matching the advantages of a good rolling steel door. For virtually any opening in industrial or commercial buildings, the quick-opening, quick-closing, vertically acting rolling steel door offers more desirable features than any other type. Open or closed, it occupies no usable space inside or outside the building — it rolls up clear of the opening safe from damage . . . its all metal construction assures permanence and a lifetime of trouble-free service, and, most important, it provides maximum protection against intrusion and fire. When you select Mahon Rolling Doors, you can depend on getting the latest developments in doors of this type . . . more compact and more practical operating devices, curtain slats of Aluminum, Stainless Steel, or Galvanized Steel scientifically cleaned, phosphated, and coated with high temperature oven baked rust inhibiting enamel prior to roll-forming. These, and many other built-in features that characterize Mahon Rolling Steel Doors, merit your consideration. See Sweet's Files, or write for Catalog G-50.

T H E R . C . M A H O N C O M P A N Y


Detroit 34, Michigan • Western Sales Division, Chicago 4, Illinois

Representatives in all Principal Cities

Manufacturers of Rolling Steel Doors, Grilles, and Automatic Closing Underwriters' Labeled Rolling Steel Doors and Fire Shutters; Insulated Metal Walls, Steel Deck for Roofs, Partitions, Acoustical Ceilings, and Permanent Concrete Floor Forms.




**MAHON STANDARD
POWER OPERATOR 920-P**



ROLLING STEEL DOORS, SHUTTERS AND GRILLES TO MEET EVERY REQUIREMENT

Six Mahon Power Operated Rolling Steel Doors installed in truck openings in The Timken-Detroit Axle Company's Plant, Detroit, Michigan.

MAHON



FREEDOM FROM STARTER TROUBLES

For just 90 cents more

HERE'S YOUR CHOICE:

"old-fashioned" conventional ballast and No-Blink starters that would often require starter replacements

OR

fast-starting Guth Quickliter Ballast...and never again starter troubles; for only 90 cents more per 2-lamp, 4-ft. fixture. This is less than the cost of replacing a starter once.

Every Guth 40w fixture is available with Quickliter ballast. Instant Start lamp prices, lumen output, and life expectancy are virtually the same as those of regular 40w lamps.

Don't you have enough headaches anyway? You can avoid at least this one and save your aspirin for others.



GUTH QUICKLITERS are featured in our catalog number 47-J. Write for a copy today!

LIGHTING

THE EDWIN F. GUTH COMPANY • ST. LOUIS 3, MISSOURI

Leaders in Lighting Since 1902

REQUIRED READING

(Reviews continued from page 28)

BUILDING CODE

Abridged Building Code. Prepared by the Building Officials Conference of America, Inc. Building Officials Foundation (51 East 42nd St., New York 17, N. Y.) 1950. 6¼ by 9 in. viii + 119 pp. illus. \$4.50, cloth covered; \$3.00, paper covered.

The Building Officials Conference of America, Inc., has prepared this abridged code (preceding a new comprehensive *Basic Building Code*) for national use by communities principally residential in character. Civic, commercial and educational buildings essential to community living are included. Larger projects in such areas and which may use structural steel or reinforced concrete will be governed by stipulations in the unabridged edition.

The code's objective is "to make effective the regulation of building construction possible in municipalities where the facilities for administering building laws may be inadequate, or in which there is no qualified enforcing official to adapt the provisions of the more comprehensive *Basic Building Code* to the solution of local problems."

Minimum requirements for safe construction are established in the code. It is suitable for nation-wide adoption and has as one of its features the employment of performance requirements rather than detail specifications.

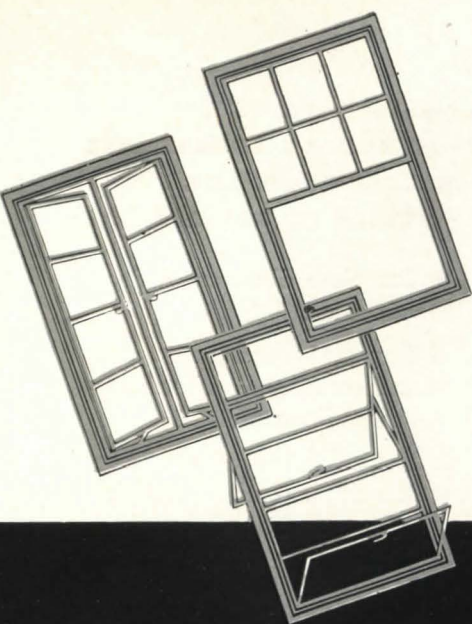
FINANCE

Your Mortgage: What to Do About It. By Frederick H. Allen. Duell, Sloan & Pearce, Inc. (270 Madison Ave., New York 16, N. Y.) 1950. 6¼ by 9½ in. xii + 90 pp. illus. \$2.00.

Mr. Allen's book poses and answers very nearly all questions about the business of a mortgage. It is a general explanation of mortgages, and is directed to the average homeowner.

As an example of its scope, the following topics are covered: the nature of a mortgage, title insurance, surveys, terms of a mortgage contract, amortization, interest (how it is computed and paid), foreclosure, the mortgagor's budget, insurance (fire and otherwise), income tax deductions, FHA loans, appraisals, savings and loan mortgages, building loans. Included in the appendix are six mortgage plans of common usage.

The presentation is concise and straight-forward, and the make-up is such that reference is facilitated. Mr. Allen's analysis of the what's, how's and where's of mortgage is a thorough job.



- QUALITY MATERIALS ?**
- STRONG SECTIONS ?**
- SOUND CONSTRUCTION ?**
- LOW AIR INFILTRATION ?**

The answer is *Yes* when you specify

ALUMINUM WINDOWS

bearing this seal



QUALITY APPROVED

(TYPE)

A.W.M.A. Quality Specifications—Materials, Construction, Strength of sections and Air infiltration requirements—confirmed by PITTSBURGH TESTING LABORATORY.

MEMBER—ALUMINUM WINDOW MANUFACTURERS ASSOCIATION



Quality-Approved aluminum windows are the right answer to almost any question concerning windows.

They knock out the question marks in the window business. They make it easy to specify windows of certain quality. You simply insist on the Quality-Approved Seal . . . and you get a good window!

Any window that does this will be a good window!

It will have passed rigorous tests by an independent laboratory. It will measure up to the rigid standards of the Aluminum Window Manufacturers Association. It will, in short, assure you and your clients of thorough-going satisfaction.

You can get these fine windows for any type of building, in double-hung, casement or projected styles.

You can get more detailed information from Sweet's (Section 17a/4a), any Association member, or from us. Write Desk AR-9.

EXTRA ADVANTAGES FOR YOUR CLIENT

- Lasting good looks
- Low maintenance
- Ease of operation
- Never any painting
- Lifetime service
- No rust or staining

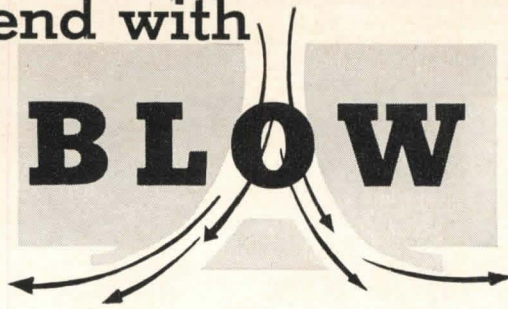
Aluminum Window Manufacturers Association

74 Trinity Place, New York 6, N. Y.

- MEMBERS:**
- | | | |
|--|---|--|
| A. B. C. Steel Equipment Co., Inc., Tampa, Florida | ★ | The Adams & Westlake Co., Elkhart, Indiana |
| Alcasco Products Co., Muskegon Heights, Mich. | ★ | Aluminum Home Products Co., Knoxville, Tenn. |
| All-Lite Metal Window Co., Bristol, Pa. | ★ | The Wm. Bayley Co., Springfield, Ohio |
| Michael Flynn Mfg. Co., Philadelphia, Pa. | ★ | General Bronze Corp., Garden City, N. Y. |
| Metal Arts Manufacturing Company, Inc., Atlanta, Georgia | ★ | Reynolds Metals Company (Products Division), Louisville, Ky. |
| Sterling Windows, Inc., New York, N. Y. | ★ | J. S. Thorn Co., Philadelphia, Pa. |
| Union Aluminum Co., Inc., Sheffield, Ala. | ★ | Ware Laboratories, Inc., Miami, Fla. |
| | | Tim Industries, Inc., Los Angeles, Calif. |
| | | Windalume Corporation, West New York, N. J. |
| | | Ludman Corporation, Miami, Fla. |
| | | Cupples Products Corp., St. Louis, Mo. |

Why contend with

BLOW



The Main Source of
Air Conditioning Complaints?


Specify

MULTI-VENT
CEILING PANELS (T.M. REG.)

Through perforated ceiling areas, Multi-Vent provides perfect over-all air distribution entirely by pressure displacement—completely free from BLOW or high velocity injection. BLOW is the direct source of all draft hazards and is responsible for the most serious installation, balancing, maintenance and adjustment problems.

New **THE MODULAR ONE-FOOT
MULTI-VENT PANELS . . .**

Available in 2, 3, 4, 5, and 6-foot lengths, supplementing the line of two-foot and three-foot wide panels.



MULTI-VENT PANEL WITH PERFORATED DISTRIBUTION PLATE LOWERED
(Standard metal acoustical pans may be substituted for the distribution plate)

For comparatively small air volume requirements in new modular construction.

For long narrow peripheral zoning.

For economical installation in standard suspended ceilings.

For beautiful ceiling design with parallel strips of one-foot flush troffer lighting.

● **MULTI-VENT DIVISION**
THE PYLE-NATIONAL COMPANY
1375 N. KOSTNER AVE., CHICAGO 51, ILL.

**THESE EXCLUSIVE
MULTI-VENT ADVANTAGES
RESULT FROM THE
ABSENCE OF BLOW:**

- Complete absence of draft velocities.
- Unparalleled uniformity and control of air temperature and air motion.
- Elimination of all air direction adjustments by diffusing vanes or baffles.

- No restrictions on the location of diffuser, regardless of walls and columns.
- Partitions may be moved at will, even to bisect a panel.
- More room air changes per hour, when required, with less air motion.
- Elimination of dirt impingement on ceiling and wall surfaces.
- Higher Diffusion Temperature Differentials with lower ceilings.
- No change in air diffusion pattern or cold drop when volume of air delivered is varied.
- Complete absence of the sound of rushing air.
- Complete concealment behind standard perforated acoustical ceiling pans.



Write for detailed literature and the name of the Multi-Vent sales engineer in your vicinity.



This is Armstrong's Asphalt Tile

If you're looking for the most flooring value at the lowest first cost, we think you'll find it in Armstrong's Asphalt Tile. Moreover, if you need a floor for a basement or for any concrete slab in direct contact with the ground, Armstrong's Asphalt Tile is your logical choice.

This modern flooring was developed to meet two specific needs. One was for an attractive floor at a minimum cost that would give long service even under heavy traffic. The other need was for a floor that would stand up against the harmful effect of the alkaline moisture always present in concrete that is in direct contact with the ground.

The wide range of colors available in Armstrong's Asphalt Tile makes it adaptable to any decorating requirement. Since it is laid tile by tile, it lends itself well to geometric designs. Almost any floor design, trade-mark, or special inset can be duplicated in asphalt tile. Armstrong's Asphalt Tile is made in two types, Standard and Grease-proof, and in two thicknesses, 1/8" and 3/16".

*They're both
Armstrong's
Floors*




This is Armstrong's Linoleum

Most other resilient flooring materials have one or two major features. None can give you a combination of so many different advantages. Armstrong's Linoleum is moderate in cost, yet no other flooring offers such a wide choice of beautiful colors and smart decorative effects. Armstrong's Linoleum is tough and long wearing, yet it has the resilience that quiets footsteps and makes it easy to walk on. The smooth surface insures easy, low-cost cleaning and maintenance.

Armstrong's Linoleum is made in six distinct types—Plain, Jaspé, Marbelle®, Embossed, Spatter, and Straight Line Inlaid—and three thicknesses to meet various service requirements.

For additional information on these floors as well as for data on Armstrong's Linotile®, Rubber Tile, or Cork Tile, see the latest edition of Sweet's Architectural Files, section 13, catalog B or the 1950 edition of Armstrong's Pattern Book. For resilient floor samples, literature, and unbiased help on any unusual flooring problems, architects are invited to get in touch with the nearest Armstrong District Office or write directly to the Armstrong Cork Company, Floor Division, 2409 State Street, Lancaster, Pennsylvania.



What's wrong with this picture?

These men are making a mistake that could cause a great deal of needless expense and trouble. In insulating the floor of a cold room, they're just dipping the corkboard in hot asphalt then applying it directly to the concrete floor. For a good job, a heavy flood or mop coat of hot asphalt should be applied to the floor first.

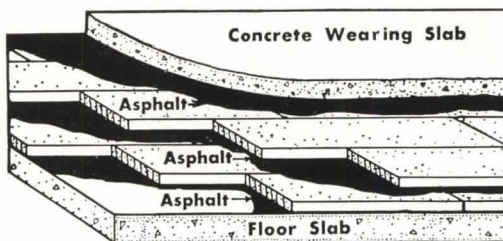
Merely dipping the board is not sufficient for two reasons. First, any irregularities in the corners or edges of the cork will mean a break in the asphalt seal. A good heavy flood or mop coat, on the other hand, assures a solid vapor barrier across the entire subfloor surface. Second, a dip coat is not heavy enough to fill any irregularities or hollows in the concrete surface. Air pockets are left under the insulation where frost and moisture may collect. A little moisture probably won't cause much trouble. However, once a small amount of moisture accumulates, more is almost sure to follow, and when it freezes it expands,

causing the insulation and the concrete wearing floor to buckle. Flooding the floor with asphalt fills the voids and keeps out moisture.

The extra cost of the asphalt required to do the job properly is trivial. Practical experience has taught Armstrong engineers that the right way is always less expensive in the long run.

In almost 50 years in the insulation business, the entire Armstrong organization has learned how to design and build low-temperature construction that can be expected to give long and trouble-free service. The next time you have an insulation job, take advantage of this knowledge. In addition to qualified engineering advice, the Armstrong contracting organization offers you corkboard insulation, the standard of comparison

in the low-temperature field, and trained mechanics to apply it. Call the Armstrong office nearest you or write directly to Armstrong Cork Company, 2409 Concord St., Lancaster, Penna.



ARMSTRONG'S INDUSTRIAL INSULATIONS

MATERIALS - INSTALLATION

FOR ALL TEMPERATURES FROM 300° F. BELOW ZERO TO 2800° F.

\$880,000 Saved

by using **REINFORCED CONCRETE**



... ON NEW YORK CITY
HOUSING AUTHORITY'S

Lillian Wald Houses

Consulting Engineer:
Fred N. Severud
Built By: H. R. H.
Construction Co.

7.2 % of TOTAL COST SAVED
with Reinforced Concrete Framing

When this huge project was being planned, the New York City Housing Authority had two alternate designs prepared—one with reinforced concrete framing, the other with structural steel. The lowest reinforced concrete bid was \$880,000 less than the lowest bid using structural steel. Consequently, reinforced concrete was used for all 16 buildings.

Reinforced concrete is not only a lower cost material for building frames and floors, but it has many other advantages. It provides a rugged, durable monolith that is inherently firesafe, as well as highly resistant to wind, shock, and quakes. Equally important, it requires less time to erect. Reinforcing bars, cement, and aggregate are readily available.

On your next building, it will pay you to consider reinforced concrete.

CONCRETE REINFORCING
STEEL INSTITUTE
38 S. Dearborn St.
Chicago 3, Illinois



YOU'LL GET
MORE FOR YOUR MONEY
WITH
REINFORCED
CONCRETE

"Carrara Glass is the only wall material for me!"



● "In my designs I demand a structural material of proven excellence . . . one that gives me permanence, beauty, all-round structural soundness. I've found that only in Carrara Glass do I get all these features."

American architects overwhelmingly choose Carrara Structural Glass because it is a *quality* product, through and through. It is the only structural glass that is mechanically ground and polished in all its colors and thicknesses. So, it has a rich, flawless, brilliant surface. Precision-made, it is free from warpage. There is no lippage; joints are true and even. It is easily handled; can be decorated in various ways for ornamental purposes. Carrara Glass is available in ten distinctive colors to meet any architectural need.

Why not let Carrara help you to give beauty and permanence to your creative ideas and increased satisfaction to your clients?

IN THIS building of the Pepsi-Cola Bottling Co., Fort Wayne, Indiana, three sides of the plant are covered with Carrara Glass. Architect: A. M. Strauss, Fort Wayne, Ind.




Carrara *the quality structural glass*



PAINTS • GLASS • CHEMICALS • BRUSHES • PLASTICS

PITTSBURGH PLATE GLASS COMPANY

YOU CAN BE **SURE**.. IF IT'S
Westinghouse



BUS DUCT-first for **full secondary power**

Much more carrying capacity can be packed into a smaller space with Bus Duct than with conduit and wire. It's not only compact and neat appearing but more flexible, too.

You need only to bolt each prefabricated section together. Operations can be expanded at any time without expensive rewiring... and with minimum time and labor costs. Power supply is always convenient to machines. Plug-in openings every 12 inches on alternate sides eliminate long cable runs. Installations can be made either horizontally or vertically.

Note the application above. Low Impedance Duct is used for long feeder lines where mini-

mum voltage drop is important... Plug-in Duct is used for an area having a scattered load. Together, they represent an unbeatable combination, first for full secondary power.

Experienced Westinghouse Field Engineers are available to help you plan your secondary power distribution system. For full particulars, phone your nearby Westinghouse Representative or write for Bus Duct Booklet B-4271, Westinghouse Electric Corporation, P. O. Box 868, Pittsburgh 30, Pennsylvania. J-30030



Westinghouse



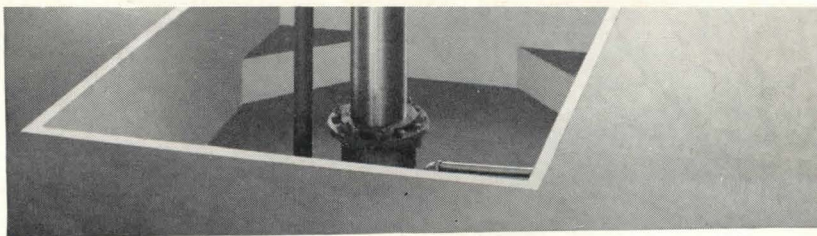
BUS DUCT

SEPTEMBER 1950

37

smooth, trouble-free operation.

Functional design and rugged construction are typical of all Oilraulic equipment. Rotary also offers the most complete service in this field through its nation-wide sales, engineering and service organization.



Rotary Lift Company, 1109 Kentucky, Memphis 2, Tenn. • World's largest maker of oil-hydraulic elevating devices




Oilraulic Elevators

LEVELATORS, LEVA-DOCKS

★ See our catalog in Sweet's

LOOK WHAT ROTARY OILDRAULIC POWER IS DOING IN MODERN BUILDINGS



Residence in Chestnut Hill, Philadelphia. Built on site of old Estate, overlooking formal gardens. Architects: Bishop & Wright, Philadelphia. Contractor: Cleveland Yerger & Sons, Philadelphia.

The versatility of Lupton Metal Windows is illustrated in this residence of contemporary design. Windows of the Architectural Projected type with large fixed lights form one wall of each major room, allowing full view of gardens.

Standard open-in ventilators at sill provide uniform all-weather ventilation. Double insulating glass is used throughout. Hardware is simple in design and simple in operation.

Lupton Windows, in Projected and Casement styles, are made in steel and aluminum. The new Lupton "Master" Aluminum Window is specially designed for schools, hospitals and office buildings. Write for General Catalog and Data Sheets, or see it in Sweet's.

MICHAEL FLYNN MANUFACTURING CO.
700 East Godfrey Avenue, Philadelphia 24, Penna.

Member of the Metal Window Institute

LUPTON METAL WINDOWS



Tri-Flex

Aerovane

in 100 Park Avenue

... one of New York City's newest and most impressive skyscrapers, an outstanding example of modern trends in structural design, efficiency, comfort. Completely air conditioned, the 36-story tower is equipped throughout with T&B Standards ... Tri-Flex and Aerovane Grilles and Registers ... specified by men who know the important relation between the satisfactory performance of an air conditioning system and the distribution equipment they select. With T&B Standards installed, they can be sure of maximum, flexible control of air delivery to meet every requirement ... another trouble-free job!

Tri-Flex FOR SUPPLY

Aerovane FOR RETURN

KAHN & JACOBS
Architects

GEORGE A. FULLER COMPANY
General Contractor

JAROS, BAUM & BOLLES
Engineers

KERBY SAUNDERS, INC.
Mechanical Contractor

For quick selection ... economy ... prompt delivery ... specify and install Tri-Flex and Aerovane Grilles and Registers. For complete details and engineering data, write for Catalog 485.

TUTTLE & BAILEY inc

NEW BRITAIN, CONNECTICUT

CHEAPER IN THE LONG RUN

...the Sheet Metal with HIGH Rust-Resistance

Despite the fact that Toncan Iron may be a little higher in price than common ferrous materials frequently used for the same type of work . . . it is cheaper in the long run both for client and sheet metal contractor.

WHY? . . . To quote the men who use it, ". . . because Toncan Iron *works easier* on the bench . . . has no hard spots . . . doesn't flake. It lasts longer . . . scores of our jobs have stood up twenty years and more. It is a *better buy* for our customers."

Not a steel—and not merely a copper-bearing iron—Toncan Iron is the only sheet metal combining refined open hearth iron with twice as much copper as copper-bearing steels and irons, plus molybdenum in the right proportion to bring out the full effectiveness of the copper.

See Sweet's Architectural File or write for full information.

REPUBLIC STEEL CORPORATION

GENERAL OFFICES • CLEVELAND 1, OHIO
Export Department: Chrysler Building, New York 17, N. Y.

for **40** years . . . HIGHEST RUST-RESISTANCE
OF ALL FERROUS MATERIALS IN ITS PRICE CLASS



Here's the story

COPPER-BEARING STEEL

Open hearth steel + Copper = Ordinary copper-bearing sheets

TONCAN IRON

Open hearth iron + Molybdenum in proper proportion + Twice as much copper = TONCAN IRON SHEETS, most rust-resistant ferrous sheets in their price class!

Republic




TONCAN COPPER MOLYBDENUM IRON

— for ducts, gutters, conductor pipes, roofing, siding, tanks, ventilators, skylights, hoods and other sheet metal applications requiring rust-resistance — and for corrugated metal drainage products.

NO CORNER BRACING

ANOTHER "FIRST"
FOR INSULITE

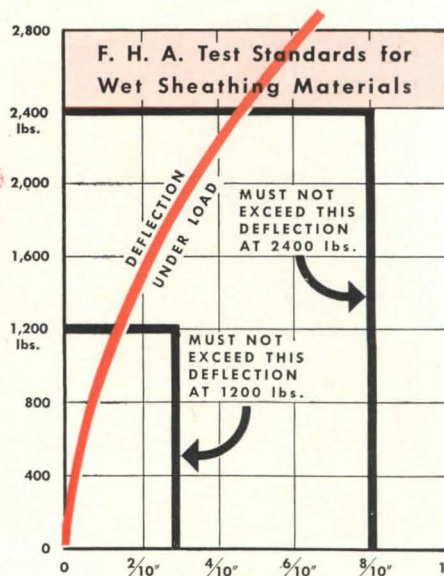



4 ft. **BILDRITE*** is the first insulating sheathing to meet requirements of F.H.A. without use of corner bracing

NOT only is BILDRITE the original asphalt impregnated insulating sheathing, but it is now the first to satisfy the rigid requirements of F. H. A. without using additional corner bracing.


F. H. A. standards require bracing strength equal to horizontal wood sheathing *with corner bracing*. Recent approved laboratory tests prove that 4 ft. BILDRITE *without corner bracing* is actually much stronger than that. Consequently corner bracing is no longer required when using 4 ft. BILDRITE on jobs under F. H. A. supervision.

In other words, you can now use BILDRITE without corner bracing and save from \$25 to \$50 per average house, plus the assurance of better wall construction because BILDRITE also insulates as it builds. Now, more than ever, BILDRITE is the best buy for quality construction at reasonable cost.



Test Chart tells the story.
BILDRITE far surpasses
F.H.A. requirements.

*Reg. U. S. T. M.



INSULITE DIVISION
PAPER COMPANY
MINNESOTA AND ONTARIO
MINNEAPOLIS 2, MINNESOTA


9-50

Racking tests in accordance with F. H. A. specifications were recently conducted by an independent laboratory using 4 ft. BILDRITE in 8'x8' panels of standard wall framing without corner bracing. F. H. A. required that the deflection of *wet* sheathing must not exceed 0.28 inch at 1200 lbs. pressure and 0.80 inch at 2400 lbs. pressure.

The red line on the chart shows results of test. Note that BILDRITE stayed well within these limits . . . without corner bracing! There was a 100% margin of safety at 1200 lbs. pressure and a 77% safety margin at 2400 lbs.

And remember, this was *wet* BILDRITE—sprayed with water intermittently for a total of 18 hours on both sides before the test! The *dry* tests (not charted here) were equally impressive—as you well know from the record of BILDRITE in practical use. For better wall construction at lower cost . . . Double Duty INSULITE BILDRITE SHEATHING!

Refer to Sweet's File, Architectural Section 10a/8



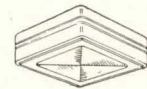
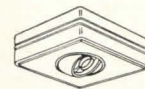
The New "Lenox Look"

FOR STORE LIGHTING



NOW! LUMINOUS PLASTIC SIDES!

Good looking? You've never seen such style and beauty in a fluorescent store lighting fixture before! The smartly designed "Lenox" series, now available with extruded plastic side panels, retains all its high efficiency and low brightness ratios—and adds soft, diffused side lighting to enhance its elegant appearance. The "Lenox"—for two or four 40-watt lamps—surface or suspension mounting—continuous or unit installations.



ACCENT UNITS

Adjustable or fixed accent units available for inclusion in "Lenox" runs or at the ends of runs.

and the Usual Day-Brite Premium Quality

...WITHOUT PREMIUM COST!

The "Lenox," like all Day-Brite fixtures, gives you *extra value*—example: interlocked louvers for extreme strength and rigidity; example: NO-BLINK type starters; example: HOT-BONDED SUPER WHITE enamel finish.

These and the many other famous Day-Brite top-quality features are standard equipment—at *standard prices*. Dollar

for dollar, you can't equal Day-Brite's long-term, trouble-free performance at the lowest possible installation, maintenance and operating cost.

Write today for the complete "Lenox" story. Address: Day-Brite Lighting, Inc., 5465 Bulwer Ave., St. Louis 7, Mo. In Canada: Amalgamated Electric Corp., Ltd., Toronto 6, Ontario.




DISTRIBUTED NATIONALLY
BY LEADING ELECTRICAL WHOLESALERS

ANACONDA COPPER
ROOFING AND GENERAL SHEET METAL WORK

No. 1 This is the first of a series of bulletins explaining design and construction methods for American flat-lock soldered seam copper roofing.

FLAT LOCK SOLDERED SEAM COPPER ROOFING



CONSTRUCTION AT INTERSECTIONS OF EXPANSION BATTENS

Expansion battens are installed to provide the necessary freedom for movement in the copper roofing caused by temperature changes. Construction at the intersections of expansion battens must be designed so that without constraint, the metal.

Clearance should be allowed between the copper and the batten at the top of the batten. The batten should be fastened to the roof structure and not to the copper.

When the batten is in place, the copper should be fastened to the batten at the top of the batten. The batten should be fastened to the roof structure and not to the copper.

Fig. 2 AT CORNICE

Fig. 3 SECTION OF ROOF PANEL

Fig. 4 EXPANSION BATTEN AT CORNICE

Fig. 5 EXPANSION BATTEN AT PARAPET

Fig. 6 EXPANSION BATTEN AT CORNICE

Fig. 7 Shows an intersection with a horizontal batten. The batten is fastened to the roof structure and not to the copper. The copper is fastened to the batten at the top of the batten.

Fig. 8 Shows an intersection with a vertical batten. The batten is fastened to the roof structure and not to the copper. The copper is fastened to the batten at the top of the batten.

PLATE II

PLATE III

THE AMERICAN BRASS COMPANY
CORPORATE OFFICE: WATERBURY 20, CONNECTICUT

Write for this Anaconda bulletin on FLAT-LOCK SOLDERED SEAM COPPER ROOFING

This Anaconda bulletin contains construction details and reason-why data on the use of cold-rolled (cornice temper) copper in flat-lock, soldered seam work.

These are the subjects it discusses:

- Type of copper to use.*
- Recommended size and weight of sheets.*
- Allowances for expansion and contraction.*
- How to form and install roofing squares.*
- Expansion batten construction.*
- Batten construction at intersections.*
- Joining flat seam roofing with other types.*

Also included is a complete specification for flat-lock seam copper roofing with 16 in. x 18 in. roofing squares. Be sure to get your copy of this helpful new roofing bulletin. Ask for Anaconda A.I.A. File No. 12-C. The American Brass Company, Waterbury 20, Connecticut. In Canada: Anaconda American Brass Ltd., New Toronto, Ontario.

5035

You can build it better with **ANACONDA®**
COPPER

WHAT DO YOU WANT

compactness
more lumens/watt
less watt loss
light weight
cooler operation
constant light output

in a fluorescent BALLAST?


Do you want long —
trouble-free service? . . .

Made under one or
more of the fol-
lowing patent Nos.
2,133,745; 2,212,
198; 2,346,621;
& Patents Pending.

When it's a SOLA "Sequenstart" BALLAST

. . . just install and forget it!

SOLA Sequenstart Ballasts are engineered on a new SOLA principle that delivers peak performance continuously. Compare the following points of superiority right down the line with any ballast on the market. The SOLA "Sequenstart" are premium ballasts at moderate cost.



CERTIFIED
E.T.L.
SPEC. NO. 6



SOLA "Sequenstart" Ballast compared with Ordinary Ballasts

- Up to 14% more light for the same power cost!
- Up to 52% less watts loss!
- Maintains constant light output with primary voltage range from 95-130 volts!
- Weighs up to 52% less than certain competitive models. Reduces fixture weight, cuts shipping costs and installation expense!
- Less heat rise externally and internally—By Resistance nearly 40% less — By Thermocouple up to 24% less. Reduces air conditioning costs and prolongs ballast life!
- Ventilated capacitor compartment is 42% cooler!
- Small size permits installation in standard slimline channels!

SOLA

"sequenstart" Constant Wattage
BALLASTS



Transformers for: Constant Voltage • Fluorescent Lighting • Cold Cathode Lighting • Airport Lighting • Series Lighting • Luminous Tube Signs
Oil Burner Ignition • X-Ray • Power • Controls • Signal Systems • etc. • SOLA ELECTRIC COMPANY, 4633 W. 16th Street, Chicago 50, Illinois



HOW TO GET 1,000 HOURS MORE LIFE FROM A

Fluorescent lamp!

THE life of 40-watt fluorescent lamps can be shortened as much as 1,000 hours by improperly designed ballasts.

You can avoid this costly loss . . . save on lamp replacement and maintenance . . . by specifying the ballasts that assure you full rated lamp life . . . **CERTIFIED BALLASTS!**


CERTIFIED BALLASTS are made to exacting specifications, then tested, checked and certified by an impartial authority, Electrical Testing Laboratories, Inc. Up to the minute information on the types of **CERTIFIED BALLASTS** available from each participating manufacturer may be obtained from Electrical Testing Laboratories, Inc., 79th St. and East End Ave., New York, New York.



CERTIFIED BALLAST MANUFACTURERS

Makers of Certified Ballasts for Fluorescent Lighting

2116 KEITH BLDG., CLEVELAND 15, OHIO



These heaters have 9 lives

Yes, Carrier Heat Diffusers are versatile. And they have to be. Few factories stand still. They buy new machines . . . change production setups . . . need new heating arrangements. That's why it makes sense to specify a heat diffuser that can be easily adapted to new conditions.

Carrier Heat Diffusers are suitable for heating, ventilating or drying. They can be set on the floor or hung from the ceiling. They mount vertically and they mount horizontally.

Because they are built in sections, they can be adapted after installation to new uses, new suspensions. Because several types of discharge outlets are available—each with adjustable louvers—air distribution can be tailored to the job.


Carrier Heat Diffusers are engineered for long, hard service in factories, warehouses, hangars, garages or other large enclosed spaces. Your local Carrier representative will be glad to discuss their application to your next project. He's listed in the Classified Telephone Directory. Carrier Corporation, Syracuse, New York.

Carrier Air Conditioning • Refrigeration • Industrial Heating

These Carrier 46R7 Heat Diffusers serve the enameling room in the Magnet Wire Department, Buckthorn Plant, John A. Roebling's Sons Co., Trenton, N. J.


Lines on Livability

IN LIVING ROOMS




DUPLIX RECEPTACLES

One of these double-duty outlets should be located on every 3 feet of usable wall space, or so that no point of a room is more than 6 feet from an outlet.




FLUSH TUMBLER SWITCHES

Easy-to-install flush tumbler switches are "T" Rated for 10 Ampere loads. Extremely sturdy. Single pole, double pole, 3-way, 4-way, brown, ivory. Complete range of plates available.



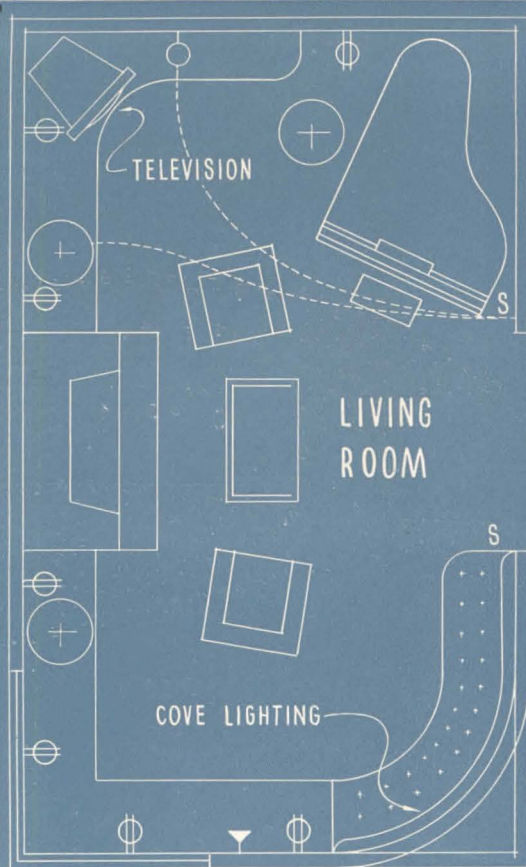
INTERCHANGEABLE LINE

Many attractive space saving combinations are possible with the H&H interchangeable line. A complete assortment of plates, outlets, switches, bell pushes and others.




DUPLIX RADIO OUTLET

Duplex Radio Outlet for aerial, ground and power. Has slots and plug fingers set at an angle to prevent reversal of aerial and ground.



○ WALL OUTLET S SWITCH
 ⊕ DUPLEX CONV. OUTLET ☎ TELEPHONE



PLAN TODAY'S LIVING ROOMS FOR GOOD LIVING TOMORROW

BUILD FOR THE FUTURE
WITH **H & H** WIRING DEVICES

Today's living calls for adequate wiring, and adequate wiring devices; and it calls for an eye to tomorrow's living. Today's people are thinking about the future — about color TV, home freezers, radiant heating, air conditioning, luxury living out-of-doors, etc.

The H&H line of wiring devices can help you on that score. You'll find all the fundamental devices in our catalog. More important, you'll find dozens of special, unique switches and outlets. Incorporate these smart, modern, dependable devices in your plans.

For more information, write today to: 1909 Laurel St., Hartford 6, Conn. Send for idea-provoking booklet "Electrical Planning in the Home."

QUALITY-MINDED ARCHITECTS SPECIFY



WIRING
DEVICES

ENCLOSED
SWITCHES

THE ARROW-HART & HEGEMAN ELECTRIC COMPANY
HARTFORD, CONNECTICUT



Branches in: Boston, Chicago, Dallas, Denver, Detroit, Los Angeles, New York, Philadelphia, San Francisco, Syracuse. In Canada: Arrow-Hart & Hegeman (Canada) Ltd., Mt. Dennis, Toronto.

KNOW ALL ABOUT NEW

Exclusive! The only steel tub with LAZY BACK

One of the most powerful of sales features! Now—for the first time—you can offer customers beautiful, colorful STEEL tubs with LAZY BACK! Only the Murray line gives you this sales-building advantage. Only Murray has the know-how to make tubs this way.

Raised flanges prevent seepage

Far lighter than old-fashioned tubs

Smooth bottom for safety and easier cleaning

Heavy gauge steel for ample rigidity

4 beautiful colors and white

Acid-resisting porcelain enamel at no extra cost!




Easier to install!

The remarkable light-weight of a Murray tub saves plenty in costs. Now a bathtub is truly easier to install. Now savings can be made on the cost of handling and on the labor of installation!

Save on warehousing!

Instead of lining-up tubs over expensive warehouse area, they can be *stacked*—if they're made by Murray! Each tub weighs only about 130 pounds. Crated, 150. You save on trucking, too!



NO ONE MAKES BATHTUBS LIKE

MURRAY

MURRAY BATHROOM UNITS!

Beautifully-Styled Line Of Highest Quality Steel Plumbing Fixtures!

HERE AT LAST! An opportunity that comes once in an age! Now you can specify the new Murray line of steel plumbing fixtures. The line that combines the *highest-quality* with sensible *low cost*. It has features that can be demonstrated, features that sell!

HERE'S WHY: *Murray's specially-developed mass-production processes are responsible. They are a result of automotive experience!*

These modern steel products are tested and proved. They incorporate the very latest advances in design and conveniences. They retain all the good features plus revolutionary Murray features that will help build home sales.

Builders will want these new Murray bathtubs . . . lavatories . . . sinks . . . because their *customers* will want them! They'll like the

Important to Architects and Builders:

RIGHT NOW is the time to get all your information about this new, different, money-making Murray line!

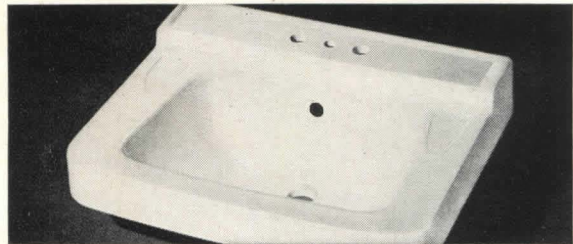
Full roughing-in dimensions and any other pertinent details are available on request. Send coupon!

Send coupon for details

rich coating of real porcelain enamel that's acid- and stain-resistant at *no extra cost!*

Yes, there's a bright future with Murray steel!


1. The Murray line is a beautiful high-quality line, suitable for expensive developments.
2. You save on labor costs of handling and installing a light-weight Murray bathtub.
3. You save on costly warehouse space and trucking. Bathtubs can be stacked!
4. Popular range of bathtub sizes: 4½ and 5-foot recess; 5-foot corner tubs. Outside dimensions (5-foot corner and recess, seat type): 32" x 60" x 17-7/16". Recess 4½-foot, seat type: 32"x54" x 17-7/16".
5. Available in soft pastel colors (in addition to White): Desert Tan, Sunlit Ivory, Verdant Green, Azure Blue.



MURRAY Lavatories come in two beautiful styles. The utility model shown, as well as a deluxe style, are supplied with brackets for wall mounting; or they may be used with chrome legs. These fixtures are available in the same colors as the bathtubs. In White, there's a style-matched Lavatory Cabinet with plenty of storage space.



MURRAY Flat Rim Sinks consist of single and double compartment models. These units are designed to be used as modern bathroom (or kitchen) built-in sinks, with plastic or Formica surface areas. Or they may be installed in basements as extra-quality "wash-tub" fixtures.



MURRAY Roll Rim Sinks have either single or double drainboards and compartments. You can select the 66" long model above, a 54", or a 42" unit with right- or left-hand drainboard. A full line of highest-quality Kitchen Cabinet Sinks, Electric Ranges and Gas Ranges, as well as Wall and Base Cabinets, are available from Murray. Send for details!

The Murray Corporation of America
Home Appliance Division, Dept. 9
1226 South Washington, Scranton, Pa.

Gentlemen: *Please send full particulars on:*

New Murray line of Steel Plumbing Fixtures.
 Roughing-in Dimensions.
 Complete Murray Kitchen Line.

Name _____
 Address _____
 City _____ Zone _____ State _____



Your Right-Hand Man

FOR EVERY SOUND CONDITIONING PROBLEM!

YOUR local distributor of Acousti-Celotex products is an expert in modern Sound Conditioning—ready, willing *and able* to help any time your need arises. His professional training and experience encompass every type, size and technique of acoustical installation. His complete, quality line of products includes the best possible solution for every Sound Conditioning requirement.

Why guess, when this qualified member of the world's largest and most experienced Sound Conditioning organization is yours to consult *without obligation*? For any requirement, specification or building code, your Celotex distributor

has the job-proved methods and materials you want. And it pays to contact him in the "planning stage." He can assure you the lasting beauty and quiet of *correct* Sound Conditioning—in advance!




ACOUSTI-CELOTEX

TRADEMARK REGISTERED U. S. PAT. OFF.

Sound Conditioning Products


PRODUCTS FOR EVERY SOUND CONDITIONING PROBLEM

Dept. B-9, 120 S. La Salle St., Chicago 3, Illinois
Dominion Sound Equipments, Ltd., Montreal, Quebec, Canada




**ACOUSTI-CELOTEX*
CANE FIBRE TILE**

A lightweight, rigid unit, combining acoustical efficiency with a durable, smooth surface. Perforations (to within 1/8" of the back) assure repeated paintability, easy maintenance. Available in a variety of sound-absorbent ratings. Dry rot proofed by exclusive Ferox* process.




**ACOUSTI-CELOTEX*
MINERAL TILE**

Made of mineral fibre, felted with a binder to form a rigid tile with a universal rating of incombustibility. Perforated with small holes extending almost to the back, this tile provides high acoustical absorption plus unrestricted paintability by either brush or spray method.




**ACOUSTI-CELOTEX*
FLAME-RESISTANT
SURFACED TILE**

A cane fibre tile with a flame-resistant surface. This tile meets *Slow Burning* rating contained in Federal Specifications SS-A-118a. It may be washed with any commonly used solution satisfactory for good quality oil-base paint finishes without impairing its flame-resistant surface characteristics and without loss of sound-absorbing capacity. Repainting with Duo-Tex flame-retarding paint will maintain peak efficiency. Supplied in all sizes and thicknesses of regular cane tile.



**ACOUSTI-CELOTEX
FISSURETONE***

A totally new mineral fibre acoustical tile. Attractively styled to simulate travertine. It beautifies any interior and effectively controls sound reverberation. Lightweight, rigid and incombustible, it is factory-finished in a soft, flat white of high light-reflection rating.



ACOUSTEEL*

Combines a face of perforated steel with a rigid pad of sound-absorbing Rock Wool to provide excellent sound-absorption, together with attractive appearance, durability and incombustibility. The exposed surface of perforated steel is finished in baked-on enamel. Acousteeel is paintable, washable, cleanable.

*Trademarks Reg. U. S. Pat. Off.


IMPORTANT CONSIDERATIONS



for the Architect
about to recommend
HOSPITAL SIGNAL SYSTEMS

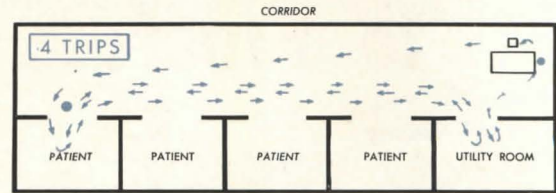
A dual visual-audio system of signalling and communications is essential to the efficient operation of any hospital or clinic. Shown at right are examples of the advantages of time-saving, personal efficiency and service to the patient gained through the use of the STANDARD dual system in which the door-light signal is supplemented by phone communication. This system eliminates all unnecessary trips, saves 50% of all trips!

STANDARD Patients' Phone desk keyboards are supplied for 10, 20, 30 and 40 Patients' Phone Stations. Light signals are supplemented by a buzzer which alerts the nurse if she has stepped away from her desk. A hand set earphone for use in place of the speaker is optional equipment. Microphone-speakers in the patients' rooms are so sensitive that whispers and even breathing are audible, and the nurse may easily check on critical patients from her desk. A "privacy switch" can be provided for the patient's use in his room when he is alone with visitors.

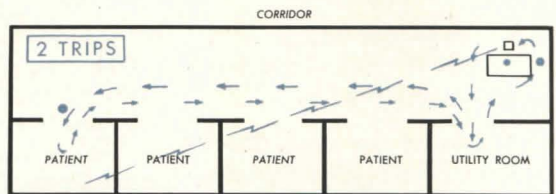


Through the Patients' Phone System the nurse may talk with any patient, and an all-call switch on her keyboard makes it possible for general announcements to be made to all patients serviced by the keyboard. The patient signals the nurse through the usual bedside cord and button, and can make his wants known without moving or raising his voice. With the installation of speakers in corridors, doctors may be paged from the nurses' station.

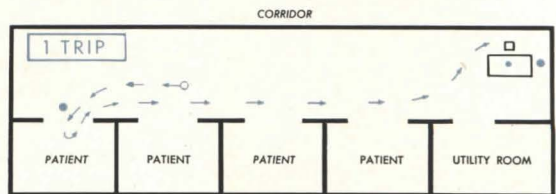
The STANDARD Nurses' Calling and Patients' Phone Systems used *in conjunction* save the nurse fully half her steps, allow her to provide better service for more patients and generally simplify her routine. The systems thus soon pay for themselves.



When only the visual Nurses' Calling System is used The nurse, alerted by the door-light or the annunciator, must leave her desk to learn the patient's need, retrace to the Utility Room for, say, a bedpan — return to serve it to the patient and return it to the Utility Room.



With both Nurses' Calling and Patients' Phone Systems Under the dual system the keyboard light at the desk flashes, the patient's requirement is heard through the speaker or earphone, and the Utility Room-to patient-to Utility Room-to desk routine is immensely simplified. 50% of trips are eliminated.



The Visual System also Saves Steps

The nurse, passing along the hall, notices the door-light and being near the room elects to go at once to the patient. With the audio system only, she would have had to go back to her station to ascertain the patient's needs.

The Architect who specifies STANDARD hospital signal systems is performing a service to his client and to himself. STANDARD systems have been proved in use for many years.

- Ask for complete data on STANDARD
Nurses' Calling System • Staff Registers
Night Lights • Patients' Phone System
Doctors' Paging

C-3


STANDARD ELECTRIC TIME COMPANY



25 Branch Offices

81 Logan Street Springfield, Massachusetts

How much can happen to a roof... in 37 years?



MONEL ROOFING SHEET • MONEL ROOFING SHEET • MONEL ROOFING SHEET • MONEL ROOFING SHEET • MONEL ROOFING SHEET • MONEL ROOFING SHEET

You know the beating most industrial roofs take. And the roof on this waterfront plant is no exception.

There's constant dampness. There's blistering heat during summer, and icy winds in winter.

The Sherman Creek Station of New York's CONSOLIDATED EDISON COMPANY receives and burns tons of bituminous every 24 hours.

Yet—in 37 years—all these destructive forces have had little effect on the MONEL® used at this plant. Installed in 1913, the Monel roof surfaces, coal hoist siding, downspouts, flashings and skylight frames are still in good condition.

This trouble-free record is no surprise to men who know metals. They'll tell you Monel has *corrosion fatigue resistance*. And that's what makes it practically a "life-of-the-building" material.

Just look at the properties of this $\frac{2}{3}$ -nickel, $\frac{1}{3}$ -copper alloy! It is stronger and tougher than structural steel. It resists severe stresses... wear and abrasion... corrosion by practically all alkalis, most acids, salt air and water.

Because of its low coefficient of expansion, Monel stands firm against strain and flexure. There's less creeping and buckling—and no cracking.

In short, nobody needs to worry about what's happening to Monel roofing. When you specify Monel, your clients get long-lasting, trouble-free roofing.

And they get it at a cost that is within range of even a moderate building budget. First — because the greater strength of Monel makes it safe to use *lighter* gauge sheet. Second—because the easy workability of Monel keeps installation costs low. (A roofing contractor's labor costs for Monel installa-

tions are no higher than for those of other quality materials.)


You'll find a full review of the characteristics, properties and advantages of Monel in our bulletin, *Basic Application Data—Monel Roofing Sheet*. In addition, there's a handy table that indicates how you can save your clients money by reducing gauges, a discussion of installation procedures, and a sample specification wording. Write us for your copy.

* * *


WHEN YOU NEED HELP . . .

Remember INCO's Technical Service—always ready to give you specific information on contemplated uses of Monel Roofing Sheet. Samples, booklets for clients, soldering instructions and other helpful literature are also available. All without charge or obligation, of course.

MONEL ROOFING SHEET • MONEL ROOFING SHEET • MONEL ROOFING SHEET • MONEL ROOFING SHEET • MONEL ROOFING SHEET • MONEL ROOFING SHEET



LONG-LASTING AND TROUBLE-FREE. Monel cap flashings installed on roof of Consolidated Edison Company's Sherman Creek Plant in 1913 are still in good condition.



...for the Life of the Building




EXCELLENT CORROSION-RESISTANCE. Siding, roofing, gutters and leaders are Monel on the Sherman Creek coal hoist. The 37 years of service that this installation has seen have had little or no effect.

THE INTERNATIONAL NICKEL COMPANY, INC.

67 Wall Street, New York 5, N. Y.

ADLAKE WINDOWS ARE "HEAD OF THE CLASS" AT BARRINGTON SCHOOL




Architects: PERKINS & WILL — Contractor: COATH & GOSS

They'll Actually Pay for Themselves BY SAVING MAINTENANCE COSTS!

Yes, the new ADLAKE ALUMINUM WINDOWS in modern Barrington School, Barrington, Illinois, will ultimately *pay for themselves* by eliminating all maintenance costs except routine washing. And what's more, they'll last as long as the school itself!

These ADLAKE WINDOWS form a perfect weather seal against wind, rain and cold—for only ADLAKE offers the combination of woven-pile weather stripping and patented serrated guides that assures minimum air infiltration and absolute finger-tip control. And ADLAKE WINDOWS never warp, rot, rattle, stick or swell. They retain their smart good looks and easy operation for the life of the building.

FOR THE FULL STORY of ADLAKE's worry-free, moneysaving operation, drop a card today to The Adams & Westlake Company, 1102 N. Michigan, Elkhart, Indiana. No obligation, of course.



THE
Adams & Westlake
COMPANY


Established 1857 • ELKHART, IND. • New York • Chicago



**ADLAKE ALUMINUM WINDOWS
HAVE THESE "PLUS" FEATURES:**

- Minimum Air Infiltration
- No Warp, Rot, Rattle, Stick
- Finger-tip Control
- No Painting or Maintenance
- Ease of Installation


Complete confidence



The Architect who specifies Church Mol-Tex seats does so with complete confidence.

In schools, factories, hotels, public buildings . . . wherever rugged durability and low maintenance are prime considerations . . . there can be no other choice.

Never need replacing. The first cost is the last cost.



No. 9900
Church
Mol-Tex Seat



C. F. CHURCH MFG. CO., HOLYOKE, MASS.
Division of AMERICAN RADIATOR & Standard Sanitary CORPORATION

Church Seats

"THE BEST SEAT IN THE HOUSE"

Serving home and industry: AMERICAN-STANDARD • AMERICAN BLOWER • CHURCH SEATS • DETROIT LUBRICATOR • KEWANEE BOILER • ROSS HEATER • TONAWANDA IRON

For Extra Safety and Convenience



USE

**STANDARDIZED
FEEDER DISTRIBUTION
PANELBOARDS**


*with automatic
circuit-breaker
protection*

ADD TO **FA** FEEDER PANELBOARDS the extra safety (no overloading) and convenience (nothing to replace) of automatic circuit breaker protection and you have a panelboard that's as popular as it is dependable.

For economy and ease of installation, finished panelboards are built to your requirements using standardized boxes designed to meet any job need. Boxes are shipped from stock... with removable ends to permit drilling conduit openings on the job. Panels are readily installed after boxes are in position.

The circuit breakers, too, are standardized as to dimensions and fastenings, permitting ready interchangeability or replacement. 50 amp. frame size has thermal trip only; 100 amp. and larger have combination thermal-magnetic trip.

Of compact design, minimum space is required for these **FA** Circuit Breaker FEEDER PANELBOARDS without sacrificing capacity or installation features. For complete details, talk it over with your **FA** Representative (he's listed in Sweet's).



Capacities: 15 to 600 amps. in four frame sizes (50-100-225 and 600 amp.), 250 and 600 volts AC or DC. Non-interchangeable trip elements are standard on the two smaller frame sizes; interchangeable trip on all others. This feature is also available in 100 amp. frame on special order at slight additional charge.



Frank Adam Electric Co.

ST. LOUIS 13, MISSOURI

Makers of BUSDUCT • PANELBOARDS • SWITCHBOARDS • SERVICE EQUIPMENT • SAFETY SWITCHES • LOAD CENTERS • QUIKHETER

Designer solves heat loss problem with new Reflective KIMSUL*

GUSTAVE R. KEANE
27 IRWIN PLACE
HUNTINGTON, L. I. N. Y.
HUNTINGTON 1694-J

Kimberly-Clark Corporation
Neenah, Wisconsin

March 4, 1950

Gentlemen:

The Stamberg home is heated by a radiant ceiling panel. In my opinion this is the most desirable of all heating systems, but it has seldom been used in residential construction. To make this ideal heating system practical for medium-priced homes, a simple and economical way of preventing the heat loss was needed.

Reflective Kimsul was the solution. Two layers were used over the ceiling with dead air space between; the lower blanket with the aluminum foil cover facing down, the upper with foil facing up. As radiant heat leaves the bare pipe, it hits against the foil surface and is reflected back on the plaster from where it is finally radiated down into the room. The ceiling panel constantly radiates heat against the flooring, thereby warming it to almost the same temperature as itself. This was proved when the plaster was found to be drying from the floor up instead of from the ceiling down. And in summer, this simple insulation system reverses itself to keep out the heat which would otherwise penetrate into the house from the roof.

Very truly yours,

Gustave R. Keane
Gustave R. Keane



The fine new home of Mr. & Mrs. Melvin Stamberg, in Huntington, New York. Gustave R. Keane, designer.

Each day, as the facts and figures about new Reflective KIMSUL* insulation become better known, more and more architects and builders specify it for residential construction. For in today's highly competitive market, maximum efficiency with *low true cost* is an absolute necessity.

New Reflective KIMSUL provides double-action resistance to heat loss, combining in a single highly efficient

unit the advantages of *regular* insulation and *reflective* insulation.

Reflective KIMSUL, too, gives you a vapor barrier that meets FHA requirements—greater strength and permanence in the non-sagging, non-settling stitched blanket—an 80% reduction in storage and handling costs with the smaller, lighter compressed package—new sturdy tacking flanges to cut the time and expense of installation. It

resists fire, vermin and mold—provides fuel savings up to 44%—keeps a home as much as 15° cooler on hottest summer days.

For complete information, see Sweet's Architectural and Builders Catalogs, or write to Kimberly-Clark Corporation, Neenah, Wisconsin.

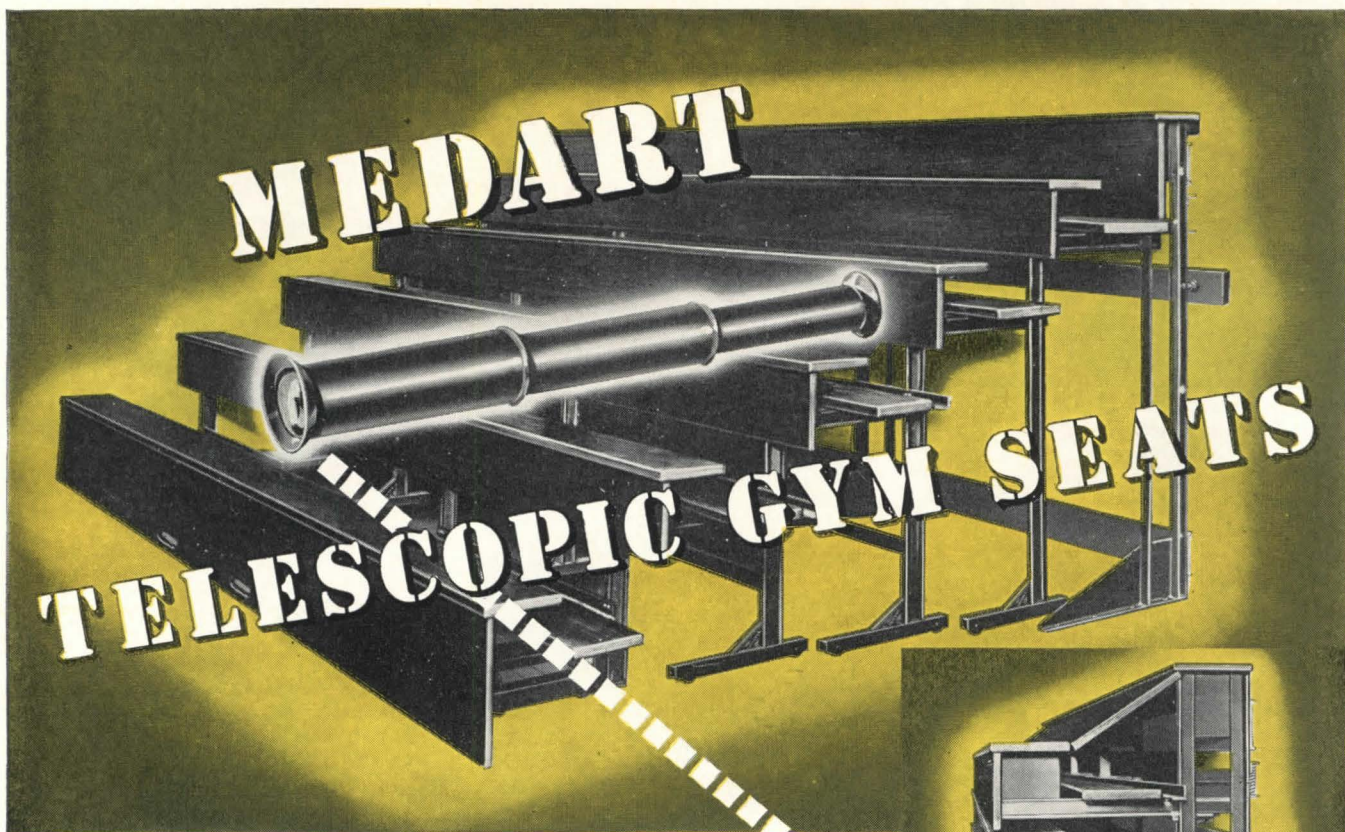
KIMBERLY-CLARK CORPORATION
Neenah, Wisconsin

Now 2 types of KIMSUL insulation
— Regular and Reflective
(Red Roll) (Gray Roll)



* T. M. REG. U. S. PAT. OFF. & CAN.

Save Valuable Floor Space with...



Have the convenience and safety of permanent built-in seats... yet provide the maximum floor area for other purposes when spectator seats are not required. Medart telescopic gym seats occupy just 32 inches of floor space when in "nested" position! No special wall reinforcement necessary because load is distributed on the floor rather than wall.

NOTE THE MEDART "SAFETY FACTOR"

The understructure is made entirely of steel with uprights of double channel construction to give "I" beam vertical strength and balancing support. Spacer angles and cross channels are of steel. Selected lumber used throughout for seatboards, footboards and risers—full length—full width... *one piece.*

Medart Telescopic Gym Seats Available In WALL ATTACHED... MOVABLE... HIGH ROW (UP TO 20 ROWS HIGH) AND RECESSED TYPES

Write for descriptive literature... send your plans for suggestions.



SWEET'S FILE (ARCHITECTURAL) NO. 23g-3a and 23c-8a


FM50-1

FRED MEDART PRODUCTS, INC.


3540 DE KALB ST.

ST. LOUIS 18, MO.

Leadership for over 75 years in School Equipment



A complete line of Basketball Backstops both standard and special designs "tailored" to meet any structural condition. Write for descriptive literature.



The very latest design in Basketball and Football Scoreboards for spectator visibility. Write for descriptive literature.

WORTHINGTON

AIR CONDITIONING REPORT

WORTHINGTON PUMP AND MACHINERY CORPORATION
HARRISON, NEW JERSEY

Specialists in air conditioning
and refrigeration
for more than 50 years

We're Part of the HOSPITALITY at the Westward Ho

If ever the name of a hotel suggested an invigorating atmosphere, it's the spectacular Westward Ho in Phoenix.

Internationally famous as a resort hotel, the Westward Ho gives its guests the year-'round comfort of air conditioning, furnished by Worthington equipment.


Five years ago, when the hotel wished to expand its air conditioning,

a Worthington centrifugal compressor was installed, with the original unit put aside for stand-by service.

Last year, an annex to the hotel was built, and Worthington equipment was again selected: two Freon reciprocating compressors and one condenser.

Distributor: Frank Harmonson Co., Phoenix.

Worthington Makes a Hit in Sangamo's Auditorium



Auditorium in plant of Sangamo Electric Co., a leading manufacturer of electric measuring and control equipment, Springfield, Illinois.

The modern auditorium built by Sangamo Electric Corporation to be used as a meeting place for employee training courses, sales conferences, and employee organizations, provides the year-'round comfort of Worthington air conditioning.

The equipment, installed by Henson Robinson Co. of Springfield, Ill., includes a 3HF6 Freon-12 compressor, an AVY air conditioning unit, and an ECZ evaporative condenser. The system is rated at 15 tons and handles 4500 cfm. 95% of the condenser water is saved for re-use.

Here's how the system operates. A single off-on wall switch controls the entire system, with inter-locks for proper sequence of operation. A room-type cooling thermostat actuates a solenoid valve in the Freon liquid line. A heating thermostat actuates a modulating-type steam valve and modulating-type motor connected to air conditioning face and by-pass damper.

A manual modulating-type control and motor secure the desired mixture of fresh and recirculated air entering the unit (maximum 3000 cfm). Automatic change-over from heating to cooling cycle, or vice versa, is provided.

In order to prevent freezing of water in the evaporative condenser, located in the equipment room, a duct arrangement with temperature controller and damper motor was installed. This insures trouble-free operation when outside temperature falls below 35 F, since the evaporative condenser supply air is taken from the equipment room.


Westward Ho is Phoenix' largest hotel. It is completely air conditioned.



Cool, comfortable air adds to the charm of this typical suite in the Westward Ho annex.



La Mina Room, one of the several dining rooms in the Westward Ho.



Two Worthington Freon-12 6HF4 Compressors installed in the new annex.

Now They Trade in Comfort on the New Orleans Exchange

New Orleans Cotton Exchange—completely air-conditioned by Worthington.

Consulting Engineers—Leo S. Weil and Walter B. Moses.

Contractor—Mayer Godchaux



During its nearly 80 years, The New Orleans Cotton Exchange has undoubtedly observed many scenes of feverish trading, but since 1948 the air, at least, has maintained a moderate temperature.

Worthington centrifugal refrigeration makes the difference. The Worthington system has a capacity to cool 420 gpm of water from 55.6 F to 46 F when supplied with 545 gpm of condensed water at a maximum of 87 F. Capacity rating for the entire system is 160 tons.

WORTHINGTON



AIR CONDITIONING AND REFRIGERATION

A complete line . . . in which all the vital components are made, not just assembled by Worthington. For more worth with Worthington, see your nearby Worthington distributor (consult Classified Telephone Directory).



MENDEL
means QUALITY
in Hollow-Core
FLUSH DOORS

- 1** Balanced seven-ply construction to provide controlled reaction in changing weather conditions.
- 2** Hardwood construction throughout—stronger, more durable, free from grain-raising, more easily and economically finished.
- 3** Exclusive Insulok grid core material has inherent resiliency, cannot cause warping, nor transfer grid pattern to faces.
- 4** Greater strength. Adequate core stock surface area provides maximum gluing surface and resistance to warpage.
- 5** Precision key-locked dove-tail joinings of stiles and rails add strength and stability.
- 6** Ready to finish. Door faces are smoothly belt-sanded. Stiles are machine-planed at factory—prefit to standard book sizes.
- 7** Fully guaranteed. Each door must meet rigid quality control standards and constant inspection throughout manufacture.
- 8** Mengel Flush Doors are economical—no mouldings to paint—no corners to collect dirt. Smooth hardwood surfaces are less absorbent and less costly to finish—easier to clean and longer-lived.

Write for complete specifications. Use the coupon.

Also see —
MENDEL STABILIZED SOLID-CORE DOORS
the finest products of their type on the market.

The Mengel Co., Plywood Division
2314 South Fourth Street, Louisville, Ky.

Gentlemen: Please send me, without obligation,
full specifications on Mengel Hollow-Core Flush
Doors; Mengel Stabilized Solid-Core Doors.

Name _____

Street _____

City _____ State _____

YOU CAN

FOR HOSPITALS...



CONSTRUCTION AND BUILDING EQUIPMENT



Welding Equipment



Flood Lighting



Freight Elevators



Motors and Control



Wiring Devices



Passenger Elevators

POWER DISTRIBUTION EQUIPMENT



Panelboards




AB-1 Breakers



Load Centers



Power Centers



Bus Duct



Meters and Instruments

HEATING AND VENTILATING EQUIPMENT



Air Conditioning Equipment




Precipitron*



Fans



Forced Fans



Unitaires



Stokers

*Reg. U.S. Trademark

BE SURE.. IF IT'S Westinghouse

One reliable source for Everything Electrical . . . to distribute, control and utilize electric power

Badly needed expansion of both government and private hospitals is now bringing construction programs to an all-time peak.

For this type of construction, as well as all other commercial and industrial buildings, Westinghouse offers architects and contractors a unique advantage. *Everything electrical*—from distribution and control apparatus to highly specialized x-ray and lighting equipment—can be obtained through one reliable source.

By centralizing responsibility with Westinghouse for power distribution equipment, construction and building equipment, heating and ventilating equipment and lighting units, you gain important advantages:

1. **SPECIALIZED ENGINEERING** . . . to assist in selecting and applying equipment for maximum efficiency.

2. **SIMPLIFIED ORDERING** . . . by providing a focal point of contact for all buying and specification data.

3. **SPEEDIER INSTALLATION** . . . by centralizing responsibility for delivery and installation.

4. **BETTER, MORE RELIABLE SERVICE** . . . through the co-ordinated design and construction of Westinghouse equipment, plus broad experience in applying it for all types of buildings. Westinghouse also offers unmatched electrical maintenance service, through its nationwide chain of Renewal Parts Warehouses and Manufacturing and Repair Shops.

Call your nearest Westinghouse District Office or Distributor for full information on this co-ordinated service. When there's **CONSTRUCTION AHEAD** requiring electrical equipment of any kind . . . you can be *sure* if it's Westinghouse.

J-94782-B

LAMPS AND LIGHTING EQUIPMENT



Lighting Equipment



Sterilamps



Fluorescent Luminaires



Sun Lamps



Heat Lamps



Light Bulbs

CLINICAL AND SERVICE EQUIPMENT



X-Ray Equipment



Electric Ranges



Refrigerators



Laundry Equipment



Water Heaters



Water Coolers



Westinghouse
PLANTS IN 25 CITIES . . . OFFICES EVERYWHERE



**They're YOUR responsibility, too
... give them every protection
you can**



WELDWOOD FIRE DOORS HELP LOCK OUT DISASTER

Did you ever stop to think how *many* lives depend on you? When you're designing a hospital, school, apartment house . . . any place where groups of people come together under one roof . . . you're responsible for the welfare and safety of those people.

Emergencies may not arise often. But they're almost always sudden. Now you can prepare for one of those emergencies . . . fire . . . with a door that *decorates as well as protects*.

The Weldwood® Fire Door carries the Underwriters' label for all class B openings. Standard flush faces are handsome birch veneers. A wide variety of other fine hardwood faces is available on special order.

With that safety . . . with that beauty . . . Weldwood Fire Doors give you the maximum in *durability, dimensional stability and resistance to vermin and decay*. And you get all this in a light, easily manageable door. For example, the 3' x 7' size weighs only 84 lbs.

Add all this up. Then look at the modest cost. We're sure you'll agree that no hospital, school, institution, office or apartment building can afford to be without Weldwood Fire Doors at *every* opening in which they may possibly be needed.

**FIVE OTHER FLUSH DOORS
TO MEET ALL YOUR NEEDS**

- 1. Weldwood Standard Mineral Core Door...** same incombustible mineral core as in the Fire Door. For exterior or interior use.
- 2. Weldwood Solid Lumber Staved Core Door...** solid core permits installation of lights, louvers and hardware anywhere desired.
- 3. Mengel Stabilized Solid-Core Door...** special construction gives exceptional dimensional stability, in the weather or inside the house.
- 4. Weldwood Honeycomb Core Door...** an exceptionally strong, light, durable door for interior use.
- 5. Mengel Hollow Core Door...** millions in use are substantial proof of sound value in this interior door.



WELDWOOD FLUSH DOORS

Manufactured and distributed by

UNITED STATES PLYWOOD CORPORATION

New York 18, N. Y.

Branches in Principal Cities • Warehouses in Chief Trading Areas • Dealers Everywhere



get the facts straight

You'll never have to alibi for stainless if you have the facts straight about its proper applications. It's easy to regard stainless as capable of "miracles", as users of stainless are apt to do. But stainless is more than *one* type of material, it is a whole family of specialty steels available in a range of grades, sizes and finishes. Crucible, pioneers in the development of stainless steels, knows that stainless will live up to its reputation *only* when the right analysis is used.

That's why Crucible makes freely available to you an alert metallurgical staff to help you find the right stainless for your application. The best way to find out if stainless can work its "miracles" in your application is to check with Crucible. Take full advantage of our fifty years of specialty steel experience. CRUCIBLE STEEL COMPANY OF AMERICA, Chrysler Building, New York 17, N. Y.

CRUCIBLE

first name in special purpose steels

STAINLESS STEELS

fifty years of Fine steelmaking

STAINLESS • HIGH SPEED • TOOL • ALLOY • MACHINERY • SPECIAL PURPOSE STEELS

An addition which doubled the capacity of Ottawa (Ill.) Arthritis Sanatorium and Diagnostic Clinic was glazed with *Thermopane*. All winter patients can sit close to the window without feeling drafts or chilliness. Norman Cook of Ottawa was the architect.



SUNSHINE STREAMS THROUGH AN INSULATED WALL

An abundance of daylight and sunshine has been brought into this sanatorium by using large windows of *Thermopane** insulating glass. And it was done without penalties in heating costs.

Windows glazed with *Thermopane* have approximately the same thermal insulating value as twelve inches of brick and concrete. That means the trend to larger areas of glass can be satisfied without fear of creating chilly areas and without the cost of extra heating capacity and fuel consumption.

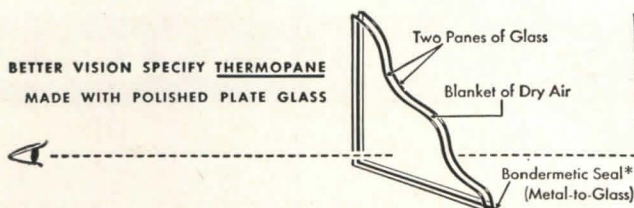
For any type of building, *Thermopane* offers the

advantages of an insulated wall which you can see through. The two panes of glass, with a dry air space sealed between, form a complete and finished section of insulated wall. Costs of exterior masonry, furring, interior plaster and paint are eliminated for that area. On a square foot basis, you'll find *Thermopane* an economical wall material. Available in over 80 standard sizes . . . special units can be made to order.

Write for the latest *Thermopane* literature, and an illustrated 24-page brochure "Daylighting for Hospitals".

*®

FOR BETTER VISION SPECIFY **Thermopane**
MADE WITH POLISHED PLATE GLASS



Thermopane

MADE ONLY BY **LIBBEY-OWENS-FORD GLASS COMPANY**
5695 Nicholas Building, Toledo 3, Ohio

Floors to match the architecture

Today you can give owners variety along with all the other well-known advantages of Bruce Hardwood Floors.

Distinctive Bruce Block Floors are ideal for modern as well as formal styles, and can be installed directly over concrete or wood subfloors. The new, glamorous Ranch Plank Floor (with alternate widths and walnut pegs) is perfect for rambling, informal homes in all price ranges. Then, of course, there's the ever-popular Bruce Strip Floor that's in good taste in any setting.

For a most pleasing and decorative effect at reasonable cost, use two or even three types of Bruce Floors in the same home. For example, Ranch Plank in living room and den, Blocks in dining room, Strip flooring in bedrooms.

See our catalog in Sweet's Files, and write us for three new booklets in color. E. L. BRUCE CO., MEMPHIS 1, TENN.



The Bruce "Scratch Test"

When you specify *prefinished* Bruce Hardwood Floors you give owners added beauty, durability, economy, and ease of upkeep. The famous "Scratch Test" pictured here demonstrates that the Bruce factory-finish does not scratch, or chip like a surface finish. It wears longer because it's "in the wood."

Bruce

HARDWOOD FLOORS




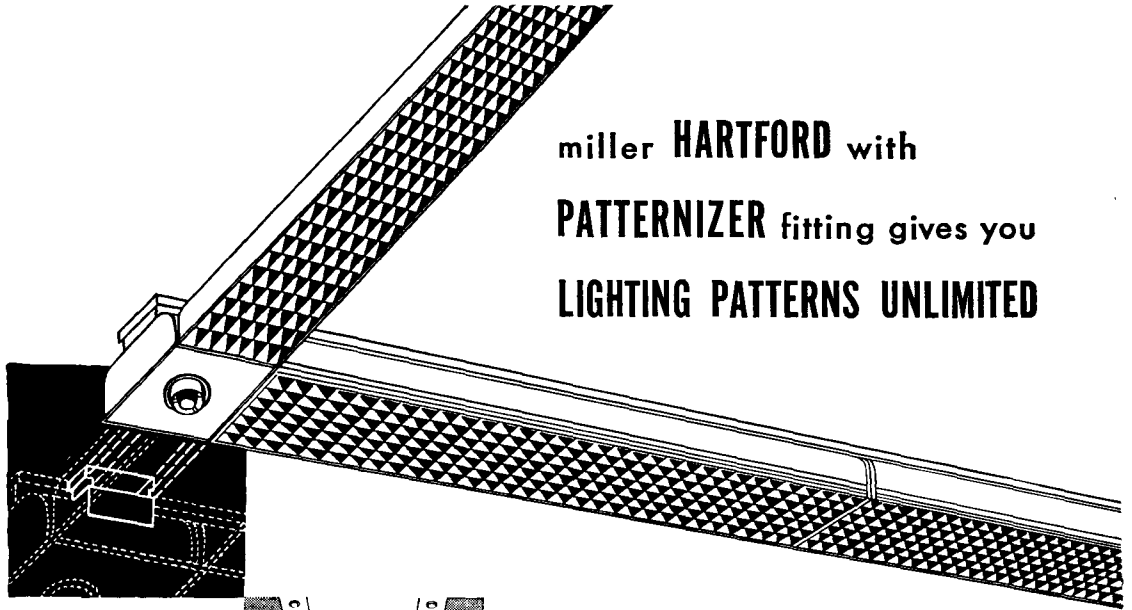
Product of E. L. Bruce Co., Memphis, Tenn.
World's largest maker of hardwood floors



Above, STRIP: Center, BLOCK: Bottom, RANCH PLANK



millers **HARTFORD** with
PATTERNIZER fitting gives you
LIGHTING PATTERNS UNLIMITED



No longer need suspension-mounted luminaires look like something *added* to provide the required illumination. Using the new Miller **PATTERNIZER**, the **HARTFORD** luminaire can be installed to form ceiling patterns as desired, **PATTERNS UNLIMITED**, making the lighting a harmonious part of architecture. Add to this, the flexibility of the **HARTFORD**, available for use with general line or Slimline fluorescent lamps, and with a choice of three types of hinged door enclosures to provide well-diffused illumination ample in quality and quantity. And you have a new, better kind of surface lighting — at **LOW OVERALL COST**. For complete details, write for **HARTFORD - PATTERNIZER** Catalog.


THE miller COMPANY
 SINCE 1844
 ILLUMINATING DIVISION • MERIDEN • CONN

ILLUMINATING DIVISION: Fluorescent, Incandescent, Mercury Lighting Equipment
 HEATING PRODUCTS DIVISION: Domestic Oil Burners and Liquid Fuel Devices
 ROLLING MILL DIVISION: Phosphor Bronze and Brass in Sheets, Strips and Rolls


KenOne



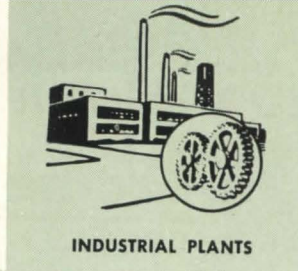
HOSPITALS




SCHOOLS




DAIRY PRODUCTS



INDUSTRIAL PLANTS




FOOD PROCESSING




DRUGS AND CHEMICALS



TRANSPORTATION



PUBLIC BUILDINGS



RENTAL HOUSING



PACKING PLANTS

10 GOOD NAMES TO KNOW

- BELDEN BRICK CO.
Canton, Ohio
- CONTINENTAL CLAY PRODUCTS CO.
Kittanning, Pennsylvania
- CHARLESTON CLAY PRODUCTS CO.
Charleston 22, West Virginia
- HANLEY CO.
New York 17, New York
- HYDRAULIC PRESS BRICK CO.
Indianapolis, Indiana
- MAPLETON CLAY PRODUCTS CO.
Canton, Ohio
- METROPOLITAN BRICK, INC.
Canton, Ohio
- NATIONAL FIREPROOFING CORP.
Pittsburgh, 22, Pennsylvania
- STARK CERAMICS, INC.
Canton, Ohio
- WEST VIRGINIA BRICK CO.
Charleston, West Virginia

There's a shape size, type and color Facing Tile for every job!

You can use Structural Clay Facing Tile almost anywhere—and with maximum ease!

That's a big claim. In fact it took the combined efforts of the Facing Tile industry's leading manufacturers to make that claim a fact.

Today that fact is of real importance to you.

It means that, with Facing Tile, you can design unhindered by material limitations. You can select materials with greater ease. And, since Facing Tile is produced in modular sizes, you can build faster, and at less cost. You can *always* be sure that the Facing Tile you use is a fine material at its very best.


To accomplish this the Facing Tile Institute works with leading architects, universities and government agencies. Research determines the colors, shapes, sizes and quality standards that will best meet your needs, both structurally and functionally.

The result is a versatile, easy-to-use product that you can get from any Institute member. And it is guaranteed to pass each of the rigid tests of quality set up to maintain the Institute's standards.

Whatever you build, any of the Institute members will be pleased to help you in planning the job. Call on them at any time, or for complete technical data on Facing Tile, write the Institute, Desk AR-9 for our new catalog 50-C.

FACING TILE INSTITUTE

1520 18th Street, N. W., Washington 6, D. C.



How to make Insulation a Dramatic Feature in your plans . . .

The story of Aluminum's radiant heat reflectivity is challenging, exciting...and convincing. Clients like the idea of this modern "miracle" inside their walls and attics, under the floor joists of unheated crawl spaces. They talk about BTU's bouncing off the aluminum... up to 95% of all radiant heat.

Technically, it's a sound specification...providing the perfect vapor barrier together with high insulating efficiency. Under floor joists, one layer of Type B (foil two sides) has a conductance coefficient of approximately 0.10—meets FHA requirements in most areas. Over ceilings or under rafters, one layer of Type B is excellent to take off summer sun load; two reflective-faced air spaces give you a conductance of approximately 0.14; or the single foil face (Type C) may be used with blanket insulation. In side walls, Type B bowed between studs provides extremely high efficiency at low cost... see diagrams below.

Turn the prosaic subject of insulation into a *Sales Feature*...with Reynolds Aluminum Reflective Insulation. Write for folder in A.I.A. file form. **Reynolds Metals Company**, Building Products Section, Louisville 1, Ky. Offices in 32 principal cities.



REYNOLDS ALUMINUM REFLECTIVE INSULATION

Aluminum foil bonded to one side (Type C) or both sides (Type B) of tough kraft paper. Special pressure-embossing strengthens the bond and produces a handsome pattern effect. Clean, odorless, pliable, fire-retardant. Easy to cut, bend, tack or staple. In boxed rolls of 250 square

feet, 25", 33" and 36" wide. Rolls weigh 15 lbs.

Also board types, for use as exposed wall and ceiling material. This is aluminum foil bonded to one or both sides of 15-pt. cardboard. Supplied in 25" and 17" widths, in rolls of 2,000 square feet.



GUTTERS and DOWNSPOUTS

RESIDENTIAL CASEMENT
WINDOWS

(also Fixed and Picture)

ARCHITECTURAL SHAPES

5-V CRIMP and CORRUGATED
ROOFING AND SIDING


WEATHERBOARD SIDING

INDUSTRIAL CORRUGATED
BUILT-UP ROOFING

NAILS

FLASHING

ROOFING ACCESSORIES



REYNOLDS ALUMINUM






Put your client's business on the best possible footing

There is nothing like carpet for creating a luxury atmosphere. But it has to be the *right* carpet. Right, not only in quality, but right in weave, right in color and pattern and right in price for the particular job. Here is where your Alexander Smith-Masland carpet contractor can be of inestimable assistance. With his expert knowledge he can guide you in your selection, effect real installation economies and assure your client lasting satisfaction. Call him today.

**Alexander Smith
and
C. H. Masland**


CONTRACT CARPETS

295 Fifth Ave., New York 16, N. Y.



This Magic Circle....


QUALITY ✓
PERFORMANCE ✓
ECONOMY ✓



ADAPTABILITY of unit heaters for every kind of heating problem has established this economical and practical method as first choice. Leadership in the field dictates installation of Herman Nelson Unit Heaters for modernization projects and new construction.

SIMPLICITY of design and operation permits a faster installation. Fewer connections, traps and valves add up to low initial cost. Unit heaters show important fuel savings—no problems of overheating—no cold spots.

EFFICIENCY by full utilization of the heat supply—steam or hot water—conservation of all floor and wall space, and ability to provide heat despite floor plan rearrangement make Herman Nelson Unit Heaters the practical modern heating method.



HORIZONTAL SHAFT PROPELLER-FAN TYPE UNIT HEATERS

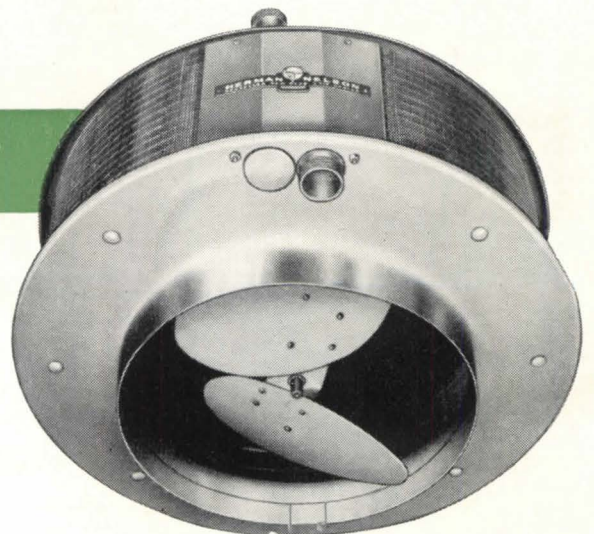
You may choose from 18 different models—all Herman Nelson quality, rugged, stylish units. Ideal for offices, theatres, showrooms, stores and shops. Abundance of performance features include wide-faced, aerodynamic-shaped fan, patented extra heavy, red brass stay tube, specially selected motor, and loop in each tube which absorbs difference in expansion and contraction.

Quiet, trouble-free operation and topnotch efficiency. Simple automatic controls. Steel cabinet finished in platinum green.

VERTICAL SHAFT PROPELLER-FAN TYPE UNIT HEATERS

Entirely new, these circular coil units are available in thirty models. Designed for overhead suspension up to 50 feet, this efficient unit heats quickly and thoroughly in zone of occupancy. Orificed radiator tubes eliminate air binding. Tubes are expanded by hydraulic pressure into fin collars assuring permanent fit. Specially selected motor is mounted by rubber-cushioned hub ring.

Sturdily constructed steel cabinet finished in platinum green. Low, high or extra high outlet velocities. Five diffuser accessories are available. Uses steam or hot water.



offers the most complete line of UNIT HEATERS



For Industrial, Institutional and Commercial Buildings

CENTRIFUGAL-FAN TYPE UNIT HEATERS

Over eighteen hundred combinations of models, sizes and speeds available to meet the most difficult problem for industrial and commercial use, make this Herman Nelson Unit a favorite of heating engineers.

Its large heating element is of seamless, red brass. High velocity discharge with low outlet temperatures; minimum resistance to air flow. This unit has a mixing damper section—allows for mixing of indoor and outdoor air. Filter section accommodates either a cleanable or disposable filter.

Operates with steam or hot water system.



DE LUXE UNIT HEATERS

This unit is a smartly designed beauty of practical utility . . . can be installed on floor, wall or ceiling, six models available. Adjustable to direct air upward, down or at a horizontal level. Ideal for every kind of building because its attractive sahara tan cabinet lends a smart style note to any interior. Patented, extra heavy, red brass, stay tube maintains proper relationship between headers, allows entrained moisture to drain directly from supply to return header.

Takes steam or hot water supply. Extra wide flanged fin holes for efficient contact between expanded tubes and fins.

Single or two-speed motor. Aluminum fan wheels, slow tip speeds make constant heat flow, noiselessly. This unit is the standard of comparison for the industry—there's none finer on the market.

Send Today for complete information, price and specifications. Request any of the booklets offered below:



HERMAN NELSON DIVISION
AMERICAN AIR FILTER COMPANY, INC.
MOLINE, ILLINOIS

HERMAN NELSON DIVISION
American Air Filter Company, Inc.
Dept. AR-9 • Moline, Illinois

Please check:

- Propeller Fan Type Unit Heater Catalog
- Centrifugal Fan Type Unit Heater Catalog
- Deluxe Unit Heater Catalog

Name _____

Address _____

Company _____

City _____ Zone _____ State _____

Cracks between Floor and Baseboard?

NOT WITH THESE STEEL JOISTS



In homes and light-occupancy structures, dirt-catching cracks can't possibly form between floor and baseboard when you build with Bethlehem Open-Web Steel Joists.

That is because these joists, when used with concrete floor slab and plaster ceiling, provide a floor construction which is permanently free from shrinkage.

OTHER ADVANTAGES

In addition to providing floors which remain firm and true for the life of the structure, Bethlehem Open-Web Joists offer these other advantages to the architect and owner: (1) They are non-combustible. (2)

They minimize vibration. (3) They are immune to attack by vermin. (4) They are easy to handle, and thus economical to install. (5) They simplify the work of other trades, because pipes and wiring can be run through the open webs of the joists. (6) They can be used advantageously in roof construction.

We have an interesting joist folder which includes scale detail drawings, condensed design tables, and condensed specifications for open-web joist construction. It's a good idea to keep one on hand for ready reference. For your copy, ask the nearest Bethlehem Sales Office for Folder 522-A, or send your request direct to us at Bethlehem, Pa.

BETHLEHEM STEEL COMPANY, BETHLEHEM, PA.

On the Pacific Coast Bethlehem products are sold by Bethlehem Pacific Coast Steel Corporation. Export Distributor: Bethlehem Steel Export Corporation





BETHLEHEM OPEN-WEB JOISTS

SLATTERY BUILDING

SLATTERY COMPANY, INC., MANAGEMENT

Shreveport, La.



MODERNIZES to provide fast, dramatic **AUTOTRONIC** elevator service

"Once again, we have been well advised by Otis." What does the management of the Slattery Building mean by "...well advised by Otis"? Just this: Help in planning and installing 4 manually operated Otis elevators in 1923...advice on maintenance to insure maximum service from each car; to prevent expensive repair bills and shutdowns; to keep the running equipment in excellent condition and available for modernization—even after 27 years' service!

"...well advised by Otis" means a carefully engineered plan for modernization: Faster, better coordinated elevator service to keep the Slattery Building competitively abreast of new buildings...assurance that AUTOTRONIC elevating, with its automatic supervision and 6 basic traffic programs, will provide the operating features sought by the Slattery management...assistance in designing the Otis-built entrances and cars, not only to help in modernizing the lobby and upper floors, but to make certain that the doors function perfectly as an integral part of the complete installation...finally, a construction plan that would not impair present elevator service during the change-over.

Anyone with a vertical transportation problem "will be equally well advised by Otis." And without obligation. Contact any of our 263 local offices. Otis Elevator Company, 260 11th Avenue, New York 1, N. Y.



AUTOTRONIC
Traffic-Timed
ELEVATORING

Installing steel roofing sections protected with EC-881 at new John Hancock Mutual Life Insurance Co. Building in Boston, Mass. Rubberized coating on inside surfaces prevents corrosion and deadens sound.



WEATHERTIGHT COATING GIVES 100-YEAR LIFE TO NEW STEEL ROOFING

Building materials were specified to last at least 100 years for the new John Hancock Building in Boston, Mass. That's why 20,000 sq. ft. of steel roofing was coated with EC-881. This rubberized coating gives dependable protection, prevents corrosion, safely seals roof against weather.

There's a 3M Coating System ready to save you maintenance time and money on *your* rust-prevention problems. Write today for complete information.

OTHER TYPICAL PROTECTIVE COATINGS

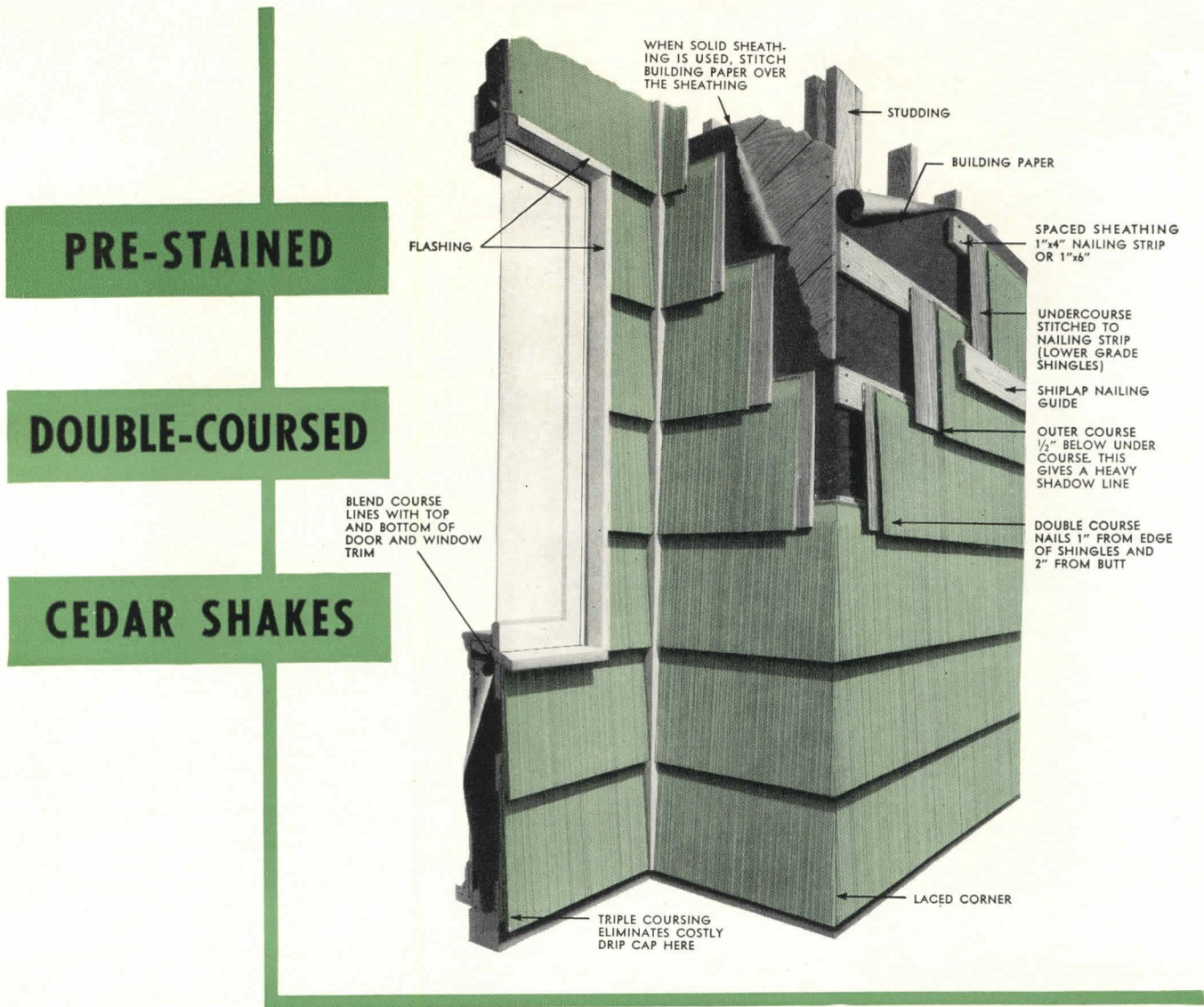
- EC-244—resists corrosion AND abrasion.
- EC-539—Neoprene coating resists strong acids.
- EC-925—Clear, strippable coating protects polished metal sash and mouldings, marble and glass veneer during construction.
- "Coro-Gard"—protects against chemical fumes and spillage, high humidity, fresh and salt water.

WRITE TODAY for complete information on the various metal-coating systems. Address: Adhesives and Coatings Division, 411 Piquette Avenue, Detroit 2, Michigan. Experienced engineers will be glad to show you how to cut replacement costs with these carefully formulated coatings. No obligation.

General Export: Durex Abrasives Corp., New Rochelle, N. Y. • In Canada: Canadian Durex Abrasives Ltd., Brantford, Ontario.



Made in U.S.A. by MINNESOTA MINING & MFG. CO., ADHESIVES AND COATINGS DIV., 411 Piquette Ave., Detroit 2, Mich. Also makers of "Scotch" Brand Pressure-sensitive Tapes, "Scotch" Sound Recording Tape, "Underseal" Rubberized Coating, "Scotchlite" Reflective Sheeting, "Safety-Walk" Non-Slip Surfacing, "3M" Abrasives. General Offices: Saint Paul 6, Minnesota.



PRE-STAINED

DOUBLE-COURSED

CEDAR SHAKES

... help to make small houses a satisfactory practice for the architect

IT HAS BEEN SAID that the operative builder will not take the "risk" of building homes of contemporary style for speculative sale because "the exotic, extreme house does not fit the average mundane owner."

If the home doesn't fit its prospective owner, it is not good architecture. Good small homes adapt materials of proven popularity and reasonable price to a design that is beautiful, economical, and creditable to the community. Some of the architects who have successfully entered the small house field, working in concert with the operative builder, have found that walls of popular, economical pre-

stained cedar shakes combine a ready acceptance among average owners with the design flexibility that is essential to good, sound contemporary houses.

Double-coursed walls of pre-stained shakes provide the appearance, color and texture that are in so much demand by the builder and the home buyer, plus the insulation inherent in vertical grain northwestern red cedar. Adequate information on the use of this popular wall material may help to make the small house project an attractive practice for you.

For details and file material on pre-stained cedar shakes, address your inquiry to:



STAINED SHINGLE & SHAKE ASSOCIATION • 835 CENTRAL BUILDING SEATTLE 4, WASHINGTON



WIRING NEWS

A PERIODICAL DIGEST OF WIRING IDEAS FROM THE GENERAL ELECTRIC CONSTRUCTION MATERIALS DEPARTMENT



Master Selector Switch Adds New Remote Control Uses

Have you stopped to consider the amazing versatility added to General Electric's remote-control wiring system by the master selector switch?

Replacing gangs of separate ON and OFF controls, the compact master selector switch, RMS-1, provides instant, positive control of up to nine different circuits. With its help you can now plan wiring systems that provide the utmost in convenience—and, best of all, at a cost you'll find hard to believe. Here are just a few of the step-saving advantages you can give clients by using one or more master selector switches.

In Homes and Apartments


Instant bedside control of all interior and exterior lighting . . . an invaluable asset in emergencies. Added convenience through control of kitchen appliance outlets and attic ventilators from several different points. Control of key indoor and outdoor lights from the garage, front door, back door, and bedroom.

In Plants and Factories

Control of fire and alarm circuits. Control of watchman's circuits and provision for pathway lighting on his rounds. Selective control of aisle lights, individual work-area lights, outlets, and small electrically-operated machinery from any desired point.

Then too, there are many applications for farms, swimming pools, parking lots, athletic fields, tourist cabins, schools, museums, hospitals—and you have probably already thought of many more. For further information simply check box (A) below.

New Levelock Switch Box Takes Job-site Abuse



Neither hammer blows nor construction-site abuse can dislodge the side plates of the new General Electric Levelock switch box. Wedging action of a new locking mechanism locks box parts securely in place — yet is simple enough to permit fast, certain assembly of switch-gangs.

Leveling the box against the studding is also a faster, easier operation. Four contact points — instead of the usual three — prevent tilting or rocking of box during nailing.

In addition to nail-through holes, an extra set of nail holes through the side plates allows speedy gang mounting of the Levelock box direct to studding. Extra side-plate pryouts provide for out-of-the-ordinary installations. All pryouts are easily removed by a quick twist of a screwdriver.

A new single-screw ear adjusts from slightly above to 5/8-inch below the edge of the new Levelock box, while an extra-sturdy bridge across the ear adds increased strength. There's plenty of space, too, within the bridge to accommodate the device strap.

The ingenious construction of General Electric's Levelock saves time when used on either new construction or modernization work. Builders and contractors will appreciate your specifying the Levelock box, so check box (B) in the coupon and get complete information.


Safe, Dependable . . . Easy-to-install G-E BX* Cable

More than a half-century of research and improvement are reflected in today's General Electric BX armored cable. Factory-assembled and factory-tested, BX armored cable is still the most practical metal-protected wiring system available for general purpose use. For new construction or modernization work, BX armored cable provides safe, dependable, long-term operation.

And, best of all, a BX system is a cinch to wire. A few strokes of a hacksaw and a quick twist of the wrist removes the armor and leaves the conductors ready for easy stripping. Cable armor provides grounding protection. In Awg sizes 14 and 12 a metal bonding strip is included under and in contact with the armor to provide increased conductivity in case of ground faults.

You'll like the ease and simplicity of a BX armored cable job, so make it a point to offer your customers this added protection. You'll be more than repaid by savings in installation and "call-back" time. Underwriters' Laboratories inspected, General Electric BX armored cable is available in Awg sizes from No. 6 to No. 14 in both two-conductor and three-conductor types. Specify it on top-quality jobs.

*Reg. Trade Mark of General Electric Company



New Hung Ceiling Box†

For fast, easy installation and real savings on jobs using conduit, this new hung ceiling box is hard to beat. By specifying this new box you can virtually eliminate special couplings and pipe bending operations. Thanks to its special eight-sided design, this easy-to-handle ceiling box allows conduit to enter the knockout—over the grid structure — from all eight angles. In addition, the lower row of knockouts permits conduit runs parallel to channels.

Four-point suspension of the box is provided by two sturdy mounting bars. With bars in a parallel position, the box slides back and forth for quick, easy centering. When bars are spread slightly, the box locks securely into any desired position for easy wiring. For full particulars check box (C) at left.

(†U. S. Patent No. 1,954,481)

Section K15-95

Construction Materials Department, General Electric Company, Bridgeport 2, Connecticut

- A—Remote-control Master Switch
- B—Levelock Switch Box
- C—Hung Ceiling Box

Name _____ Title _____
 Company _____
 Address _____
 City _____ Zone _____ State _____

GENERAL





ELECTRIC

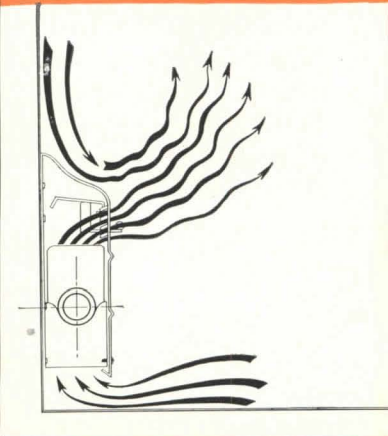
fedders

A Great Name Since 1896

NEW Baseboard Radiation with Exclusive Directional Louvers & Anti-Streak Covers



Showing compact installation of Fedders Baseboard Radiation occupying little more space than ordinary wood baseboards.



Cross-section shows how air is directed out away from walls by means of exclusive directional louvers and curved, anti-streak covers.

● Fedders offers two new and exclusive features (Patents Pending) that architects, interior decorators, contractors and home owners have been waiting for. Drawing shows how warm air is directed out into the room by Fedders built-in angular louvers in front face of cover. Cool air flows down from the wall and is directed out into the warm air stream by specially designed curved top of cover. These features greatly reduce streaking of walls and contribute to uniformity of temperature from floor to ceiling.

Write for Bulletin

FEDDERS-QUIGAN CORPORATION
BUFFALO 7, NEW YORK

fedders - Quigan

THE Roddiscraft

SOLID CORE FLUSH VENEERED DOOR

A Beauty with Brawn

1. Double thickness edge strips top and bottom — allow for safe trimming.



7. Kiln-dried softwood core blocks fabricated with special water-resistant glue.



RODDIS-CRAFT Solid Core Doors offer a combination of beauty plus rugged resistance to heavy traffic, fire protection, sound resistance, and a completely waterproof band. They are highly resistant to vermin and fungi. Roddiscraft construction welds core, crossbanding and face veneers into a single unit with the inherent strength of five-ply construction.



2. The entire assembly bonded into a single unit — for great durability and strength.

6. Crossbanding — thoroughly kiln-dried hardwood veneer bonded with waterproof glue to both sides of core.



3. Vertical edges sealed with hardwood edge strips of same specie as face veneers.



FIRE Resistance — The resistance of Roddiscraft Solid Core Flush Veneered Doors to fire has been substantiated by independent laboratories where standard Roddiscraft Doors have easily exceeded the 40 minute fire test — a fact worth remembering when specifying doors for apartment buildings and hotels.

SOUND Resistance — Roddiscraft Solid Core Doors develop an average sound transmission loss of 30.9 decibels — only a little less than specially constructed sound resistant doors of much greater cost.

4. Corners true — edges smoothed for easy handling and hanging.



5. Faces belt sanded to satin smoothness ready for installation.



STANDARD THICKNESS FACE VENEERS

The thinner the face veneer, the less wood exposed outside the waterproof glue line. That's a self-evident fact — and that's why Roddiscraft Standard Thickness Face Veneers — 1/28 inch — retain their smooth beauty. Exposure tests show checking patterns become coarser and more conspicuous as the face thickness increases. Thin

veneers also permit better matching, are more resistant to abuse because of the tough hardwood crossbanding to which they are inseparably bonded.

For beauty with brawn, specify Roddiscraft Solid Core Flush Veneered Doors. Write for book — "An Open and Shut Case" — giving construction details and specifications of the Roddiscraft Door line.

Roddiscraft WAREHOUSES FROM COAST TO COAST


Cambridge 39, Mass. • Charlotte, N. C. • Chicago 32, Ill.
Cincinnati 2, Ohio • Dallas 10, Texas • Detroit 14, Mich.
Kansas City 3, Kan. • L. I. City, N. Y. • Los Angeles 11, Calif.
Louisville 10, Ky. • Marshfield, Wis. • Milwaukee 8, Wis.
New York 55, N. Y. • Philadelphia, Pa. • Port Newark 5, N. J.
St. Louis 10, Mo. • San Antonio, Texas • San Francisco 24, Cal.

Roddiscraft

RODDIS PLYWOOD CORPORATION
MARSHFIELD, WISCONSIN

extra whiteness

for mass or contrast in architecture



plain or waterproofed



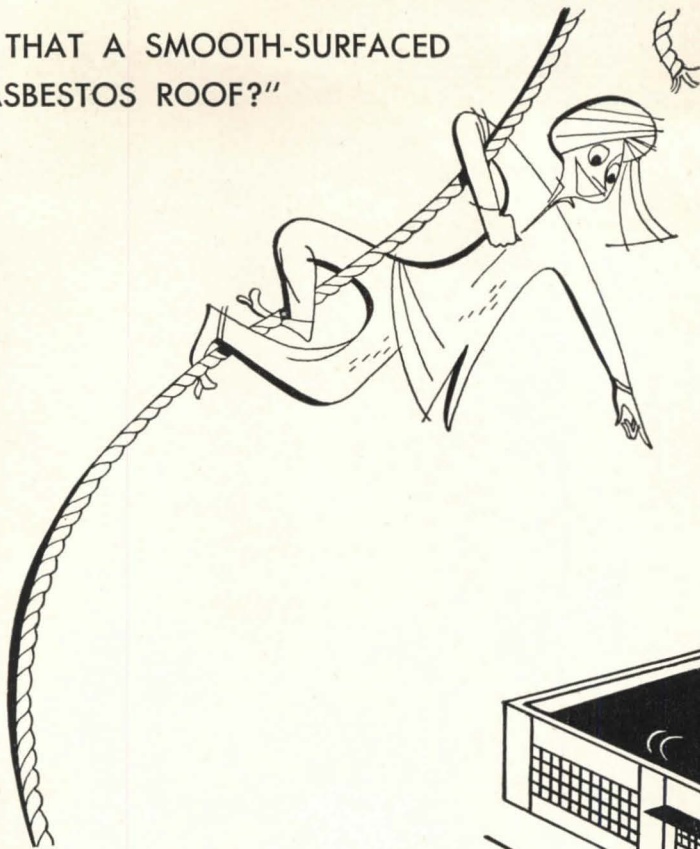
Trinity Division, General Portland Cement Co., 111 W. Monroe St., Chicago; Republic Bank Bldg., Dallas; 816 W. 5th St., Los Angeles; 305 Morgan St., Tampa; Volunteer Building, Chattanooga.

TRINITY WHITE Portland Cement

Industry finds many direct and indirect values in the use of Trinity White Cement for its structures. It is recommended for architectural concrete finishes, terrazzo floors, stucco, cement paint and special uses where beauty or light-reflection are factors. Trinity White—the *whitest* white cement, is a true portland cement that meets ASTM and Federal specifications

As white  as snow

"HEY, ISN'T THAT A SMOOTH-SURFACED ASBESTOS ROOF?"



"YES SIREE! AND THE FELTS ARE PERFORATED TO GIVE A SMOOTHER JOB"

"WHAT'S MORE, THOSE FELTS ARE FIREPROOF, ROTPROOF, WEATHERPROOF!"



Yes—it's a Flexstone* Roof Each ply is a flexible covering of stone!

• The secret of a Johns-Manville Flexstone Roof is in the *felts*. They're made of fireproof, rotproof, enduring *asbestos*.

Flexstone Built-Up Roofs won't dry out from the sun . . . need no periodic coating. They're *smooth-surfaced*, too—permit thorough drainage . . . make any damage easy to locate and repair. They are engineered to each job . . . applied

only by J-M Approved Roofers. J-M Asbestos felts are perforated to make application easier . . . give you a smoother job and conform better to irregularities in the roof deck.

Send for Flexstone brochure BU-51A. Contains complete specifications. Address: Johns-Manville, Box 290, New York 16, N. Y.



*Reg. U. S. Pat. Off.

Johns-Manville FLEXSTONE* Built-Up Roofs


CORRUGATED TRANSITE* • ACOUSTICAL CEILINGS

DECORATIVE FLOORS • *TRANSITE WALLS • ETC.



Complete NATIONAL Heating Systems

*to solve every
Modern Heating
Problem*



Three National Commercial Steel Boilers were installed in the Dupont Plaza Hotel, Washington, D.C., shown above. These oil-fired boilers provide 25,022 square feet of radiation and supply domestic hot water through an indirect water heater for 329 apartments and the first floor Lobby, Dining Room and Cocktail Lounge. Alvin L. Aubinoe, Inc., Builder; Aubinoe, Edwards & Berry, Architects; Standard Engineering Co., Heating Contractor.

Whether it's the heating of a small home or apartment unit, an average size residence or the largest multi-family apartment or commercial building—there's an efficient National hot water or steam heating system available, complete from Boiler to the most advanced types of Baseboards, Convectors or Radiators. National Research Engineers have designed effective, simple-to-operate and economical Heating Units for every type of fuel and condition.

In this distinguished family of National Heating Products thousands of Architects and Builders have found the satisfactory answer to their heating problems in terms of money-saving features, top performance, low maintenance and long service.

Get in touch with your nearest National representative for further information and a discussion of the heating requirements of your current building program.



The new, all-in-one automatic National Packet Heating Unit for small homes, motels, diners and stores.




Cast iron National Heat Extractor boilers in sizes ranging in Net I-B-R Ratings from 170 to 10,300 sq. ft. of steam and from 270 to 16,480 sq. ft. of water.



National Steel Boilers in sizes ranging in SBI Net Ratings from 275 to 35,000 sq. ft. of steam and from 400 to 56,000 sq. ft. of water.




National Gas Boilers ranging in net ratings from 105 to 9,690 sq. ft. of steam and from 195 to 15,505 sq. ft. of water. A.G.A. approved for use with all gases.



National Art Baseboard



National Art Radiators



National Art & Aero Convectors



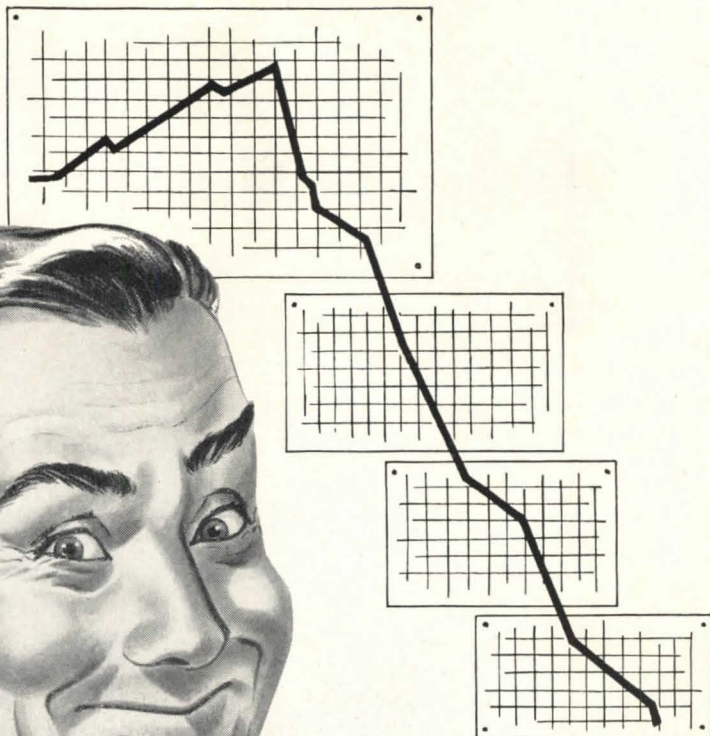
National Unit Heaters

HEATING ACCESSORIES
Valves
Fittings
Controls, etc.



THE NATIONAL RADIATOR COMPANY
JOHNSTOWN, PENNSYLVANIA

This
is what
Stainless Steel
does
to
cleaning
costs



DOWN, down, down to rock bottom go cleaning costs when you're dealing with time-tested Allegheny Metal. It happens in dairies, food-plants, hospitals, stores, restaurants, soda fountains, drug and chemical plants . . . *everywhere!*

In fact—and here's a truth for you to keep in mind—it costs far less over the long run to clean stainless steel and keep it clean than any other commercially-available metal. What's more, you can achieve more complete sanitation, get more lasting good looks and realize longer life in service. *No other metal* is as resistant to corrosion and heat as stainless steel—and at the same time as strong and as hard-surfaced and resistant to wear.

That's a value-packed assortment of properties!

Somewhere, somehow, *you* can use them to advantage, and we're at your service to help. Just remember that Allegheny Metal is America's pioneer stainless steel, and that it's produced in every form or shape that steel can take.

* * * * *

Complete technical and fabricating data—engineering help, too—are yours for the asking from Allegheny Ludlum Steel Corporation, Pittsburgh, Pa. . . . the nation's leading producer of stainless steel in all forms. Branch Offices are located in principal cities, coast to coast, and Warehouse Stocks of Allegheny Stainless Steel are carried by all Joseph T. Ryerson & Son, Inc. plants.

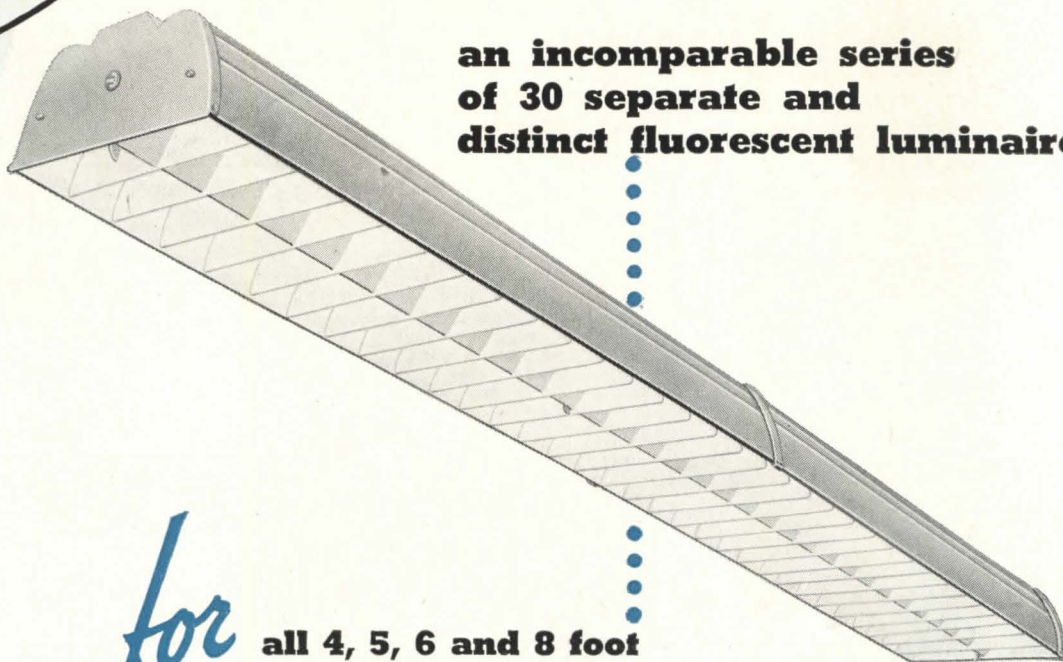
You can make it **BETTER** with
Allegheny Metal



NEW CURTIS



CORONET



an incomparable series of 30 separate and distinct fluorescent luminaires.

for **all 4, 5, 6 and 8 foot lamps . . . slimline, low-brightness or starter type.**

The new Curtis Coronet Series is designed to provide unexcelled general illumination for all commercial interiors. Eye-comfort, traditional in Curtis lighting units is even more characteristic of this skillfully engineered line. Yes, now Curtis offers not only Quality . . . but "Quality with Features".

Shielded 40° crosswise with either 40° or 25° lengthwise shielding . . . offering the optimum in eye-comfort.


Alzak Aluminum or Baked White "Fluracite" steel reflectors . . . highest lighting efficiency.

Newly designed "Tong Hangers" speed and simplify installation . . . Lower installation cost.


Fingertip control louver catches permit relamping 32 feet of lamps from one ladder position . . . lower maintenance cost.

Bears Electrical Testing Laboratories and Fleur-O-Lier labels . . . guaranteed performance.


Curtis Tong Hanger already mounted, ready to receive wedge-top of luminaire wireway.



Tongs expand when luminaire is pushed upward in one simple motion. Edges of tongs catch under continuous ridge. Luminaire is released, weight pulls tongs together and assures a strong grip.



Simple lock nut above tong hanger is tightened and mounting is complete in a fraction of the time required by conventional methods.



Full technical details and specifications on the Coronet series are illustrated and described in Bulletin A-1. Write today for your copy. Address Dept. C-92.



CURTIS

LIGHTING, INC.

6135 W. 65th ST., CHICAGO 38, ILLINOIS

QUALITY WITH FEATURES

4-Square End-Matched Lumber

FORMS BOARDS OF ANY LENGTH OR WIDTH

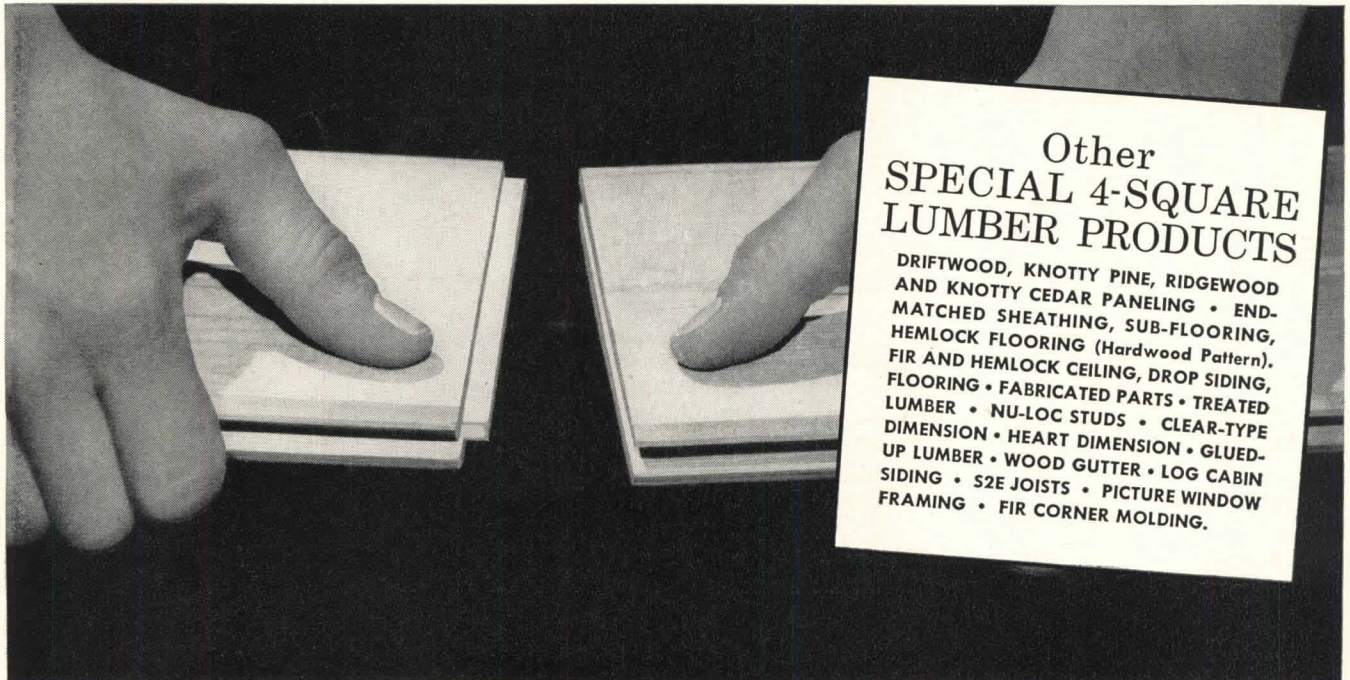
End-Matched Lumber promotes better construction . . . effects definite savings in application time . . . and practically eliminates material waste.

The variety of softwood species and grades from which Weyerhaeuser 4-Square End-Matched Lumber is manufactured makes it practical for a host of building jobs . . . sheathing, sub-flooring, siding, finish flooring, ceiling and form work.

Tongued and grooved at ends and edges, End-Matched locks together and builds up into any width or length, to form smooth, tight, rigid panels of any desired size.

Since the inter-locking tongue and groove permits secure joining anywhere in the course, it is not necessary to break joints over studs, joists or rafters. Trimming for length is unnecessary. Nailing time is reduced and end splitting avoided, since double nailing is not required.

When End-Matched is trimmed at the end of a run, the rest of the piece is used to start the next course. Material waste is practically eliminated. Architects who specify Weyerhaeuser 4-Square End-Matched find it a proved means of reducing building costs and promoting sound construction.



Design for
COMFORT, BEAUTY
and ECONOMY
with
SPECIAL 4-SQUARE
LUMBER PRODUCTS


Weyerhaeuser 4-Square

LUMBER AND SERVICES

WEYERHAEUSER SALES COMPANY

ST. PAUL 1, MINNESOTA

Consider the advantages of UNIT HEATING



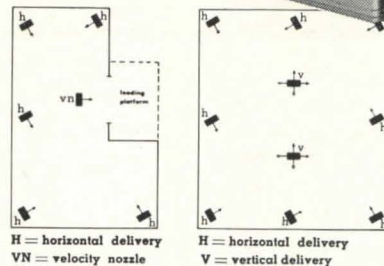
Heating comfort Unit heaters provide quick heating from a cold start. Desired temperatures are easily maintained within a close range. Heat is uniformly distributed in the working zone by forced air circulation. It is a very flexible system because different or changing heating requirements are easily satisfied by means of different models, a range of capacities, single- or two-speed motors and individual thermostatic controls.

Low first cost Unit heaters are so efficient and so compact that their heating capacity is often equivalent to the capacity of cast iron radiation or pipe coils of twice the cost. Additional savings are effected because the system requires a proportionately smaller amount of pipe, fittings and accessories.

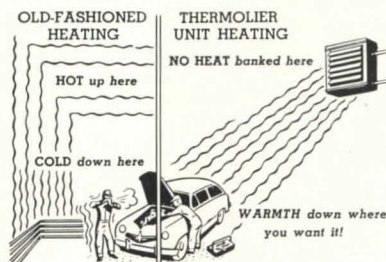
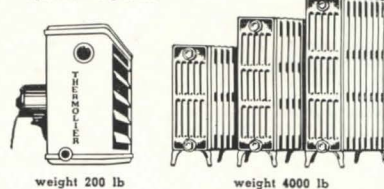
Economy of operation Heat is forced down to the working level . . . not banked uselessly at the ceiling level. Heat is turned on and off merely by throwing a switch either manually or automatically by simple thermostatic controls. The rapid response means that heat is furnished only when and where it is wanted . . . no heat is wasted.

Adaptability to equipment and floor layout Unit heating is widely used in industrial plants and warehouses, garages, stores and public buildings. The units and the simple piping are overhead where they do not interfere with arrangement of operating machinery or equipment and do not take up valuable floor or wall space. Units are easily relocated at any time to meet changes in layout.

Thermolier unit heaters have important construction advantages The design of Thermolier unit heaters is the product of Grinnell Company's ninety-nine years of heating experience. Those responsible for heating like Thermolier's durability, freedom from maintenance troubles and dependable operation. Typical of its construction features is the patented internal cooling leg which permits the use of a plain thermostatic trap, the simplest, least expensive kind of trap. Other features are built-in drainage, continuous rated capacity and provision for expansion of U-tubes.



equivalent capacities



GRINNELL

Thermolier unit heaters

Grinnell Company, Inc., Providence 1, R. I. Warehouses: Atlanta • Buffalo • Charlotte • Chicago • Cleveland • Cranston • Fresno • Kansas City • Houston • Long Beach • Los Angeles • Milwaukee • Minneapolis • New York • Oakland • Philadelphia • Pocatello • Sacramento • St. Louis • St. Paul • San Francisco • Seattle • Spokane

One of a series of papers prepared by leading authorities on air conditioning. The opinions and methods presented in each instance are their own and are not necessarily endorsed by the manufacturers of "Freon."

THEATRE AIR CONDITIONING

by Dwight D. Kimball, Consulting Engineer



DWIGHT D. KIMBALL, Past-President and Life Member of the A.S.H.V.E., installed his first air conditioning plant in the Boston Floating Hospital for Children in 1904. He has designed air conditioning and ventilation systems for banks, restaurants, offices and over 100 theatres in America and eight foreign countries.

Air conditioning a theatre is both a necessity and a prime investment. A necessity because it is essential to the comfort of the theatre patrons and to their enjoyment of the picture or performance. Further, it is generally required by local or state codes. It is a prime investment because experience has proved that the entire investment may be recovered within two to three years.

Theatre air conditioning differs from the usual application of comfort air conditioning in density of population, the volume of air supply to a given space with resulting special problems of air distribution and air movement, and with a more critical problem of temperature and humidity controls.


The standard basis of design of theatre air conditioning during the summer season in our temperate zone assumes the maintenance of a theatre temperature of 80° F., with a relative humidity of 50%, with outdoor temperatures of 95° F. dry bulb and 75° F. wet bulb.

TWO MAJOR ELEMENTS

The two major elements of a theatre air conditioning installation are:

1. The equipment providing the cooling medium may be a refrigeration plant or well water, if an ample supply is available at a temperature of not over 55° F. With water of higher temperature an excessive relative humidity will result unless some auxiliary refrigeration is provided. Where refrigeration is installed, "Freon" refrigeration machinery is universally used.

2. The air supply system. The capacity or tonnage of refrigeration required is determined, as in all air conditioning work, by calculating the total heat load, including transmission heat gains through walls, roof, doors, etc., heat given off by the occupants, the electric load and the heat contained in the outside air taken into the system. Solar heat gains may be largely minimized in theatre heat calculations.



This refrigeration plant in the Music Box Theatre, New York City, utilizes "Freon" safe refrigerants.

An analysis of a large number of theatre air conditioning plants indicates that a general and dependable check figure of the refrigeration tonnage required for theatre air conditioning will vary from 12 occupants per ton in a 600-seat theatre, 15 occupants per ton in a 1500-seat theatre and 17 occupants per ton in larger theatres.

In most areas the so-called "Direct Expansion" type of system may be used in which the refrigerant ("Freon") is carried directly from the refrigeration equipment to air cooling coils and thence back to the refrigeration plant. In New York City (and many cities have followed suit) the so-called "indirect system" is required in which the "Freon" is carried to a water cooler, and the water which is cooled therein is pumped to, and returned from, the air cooling coils. The latter system represents a somewhat more expensive installation but has the desirable features of automatic temperature and humidity controls.

The amount of cooled air, in cubic feet per minute, to be circulated through the theatre is determined by the heat load as calculated for the tonnage of refrigeration except that the internal "sensible heat" load only is used in determining the amount of the air supply. However, this does not give the final answer because 100% of the air supply cannot be applied directly to the benefit of this theatre's occupants. Some of the air supply may be short-circuited to the return air and exhaust outlets, and some is lost through doors and otherwise.

Moreover, more air than is thus indicated is desired to assure an adequate degree of air movement throughout the theatre's seating and standee areas.

The writer has, by observation and carefully made tests over a period of years, determined that the air supply to the theatre auditorium must not be less than 24 cubic feet of air per minute per occupant. An additional amount of air equivalent to that exhausted from toilet rooms, smoking rooms, projection room, outer lobby, etc. must be supplied.

A uniform distribution of the air supply over every portion of the occupied spaces in the main auditorium is most important.

Of the total amount of air supplied to the main auditorium, 75% is customarily recirculated from the theatre to the fan room where 25% of outside air is added. To this 25% of outside air must be added an amount of outside air equivalent to that exhausted from the toilets, smoking rooms, projection room, etc., plus the air supplied to the outer lobby, which should be considered as lost to the theatre through the outer lobby entrance doors.

DISTRIBUTION OF INLETS AND OUTLETS

The air supplied to the seating, standee and other occupied areas of the theatre should be introduced only through diffusers located in the main ceiling to serve the balcony and front orchestra and in the balcony soffit to serve the rear orchestra and standee area. The air should never be so introduced as to approach the occupants from the rear.

A very general distribution of the return air outlets throughout the theatre seating and standee and other occupied areas of the theatre is vastly important. The amount of return air to be withdrawn should be 18 cubic feet of air per minute per occupant. On the main floor, standard "mushroom" outlets are customarily used, located under the seats and connected to underfloor return air trenches from which this air is returned through vertical ducts to the main fan room for reconditioning and return to the theatre. In the balcony the air to be recirculated may be withdrawn through mushroom outlets or step-riser grilles into the balcony void from which it is withdrawn through ducts and similarly returned to the fan room.

FAN ROOM EQUIPMENT

The main fan room is the heart of the air conditioning system. The fan room equipment includes the air-supply fan, its driving motor, heating coils, cooling coils, air filters, sheet-metal casings with duct connections, and steam and water piping connections.

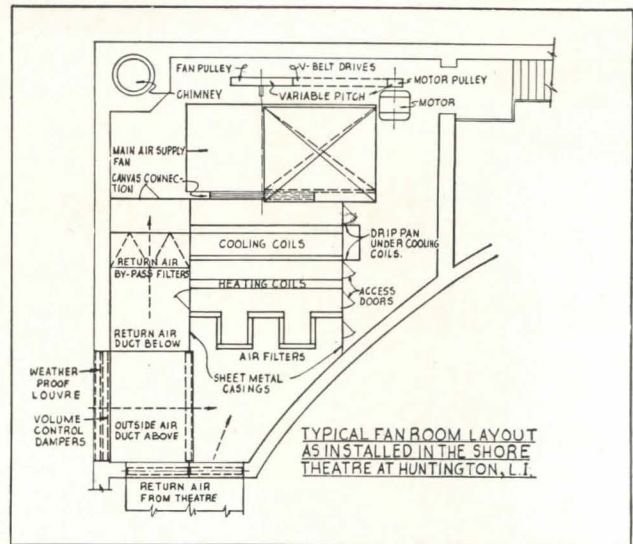
The arrangement of the fan room should be such as to give access to each piece of equipment.

The outside fresh air intake opening, having weather-proof louvres and volume-control dampers, should be sized so as to admit air at 500-feet-per-minute velocity equal to the capacity of the blower. The outside air control damper should be divided into two sections, a smaller automatically operated section to supply the required outdoor air during the heating and cooling season, and a larger section either automatically or manually operated for use in the so-called "in-between" seasons.

A portion of the return air is admitted to the apparatus chamber between the outside-air intake and the air filters, and the remainder admitted into the fan chamber beyond the cooling coils.

OTHER SYSTEM COMPONENTS

Auxiliary equipment included in the air conditioning system are an independent exhaust fan system with in-



A typical fan room layout as installed in the Shore Theatre, Huntington, Long Island.

cidental duct work for toilet rooms, two projection room exhaust fans, one with connecting duct work to remove the heat from the projection machines; and the other with duct work serving the projection room, the motor generating room, the rewind room and adjacent projection room toilet. Also a small exhaust fan system for the compressor room.

The entrance lobby should be provided with a small booster fan and heating coil, having a small duct connection from a branch of the main air conditioning system to supply air at an increased pressure directly to the area just inside of the entrance doors in order to counter the air entering through these doors.

Automatic temperature- and humidity- control equipment, either pneumatic or electrical, is an essential feature of the air conditioning system.

Operational noises may become a matter of extreme annoyance if excessive air velocities are used in the ducts or at air supply outlets, if the duct work is lightly constructed or supported and inadequately braced, and if the machinery is not properly set with anti-vibration eliminators. Frequently acoustical duct linings are desirable.

When you specify air conditioning equipment for theatres, stores and other business places, be sure to recommend equipment designed to utilize "Freon" refrigerants. These refrigerants are safe . . . nontoxic, nonflammable, non-explosive, noncorrosive, anhydrous . . . and are as pure as scientific methods of manufacture can produce. They assure dependable, economical operation of the system, and aid in prolonging its useful life. E. I. du Pont de Nemours & Co. (Inc.), Organic Chemicals Department, "Kinetic" Chemicals Division, Wilmington 98, Delaware.



BETTER THINGS FOR BETTER LIVING
... THROUGH CHEMISTRY

FREON SAFE REFRIGERANTS

"Freon" is Du Pont's registered trade-mark for its fluorinated hydrocarbon refrigerants.

GOLD BOND POURED GYPSUM ROOF DECK 66% LIGHTER THAN ORDINARY CONCRETE

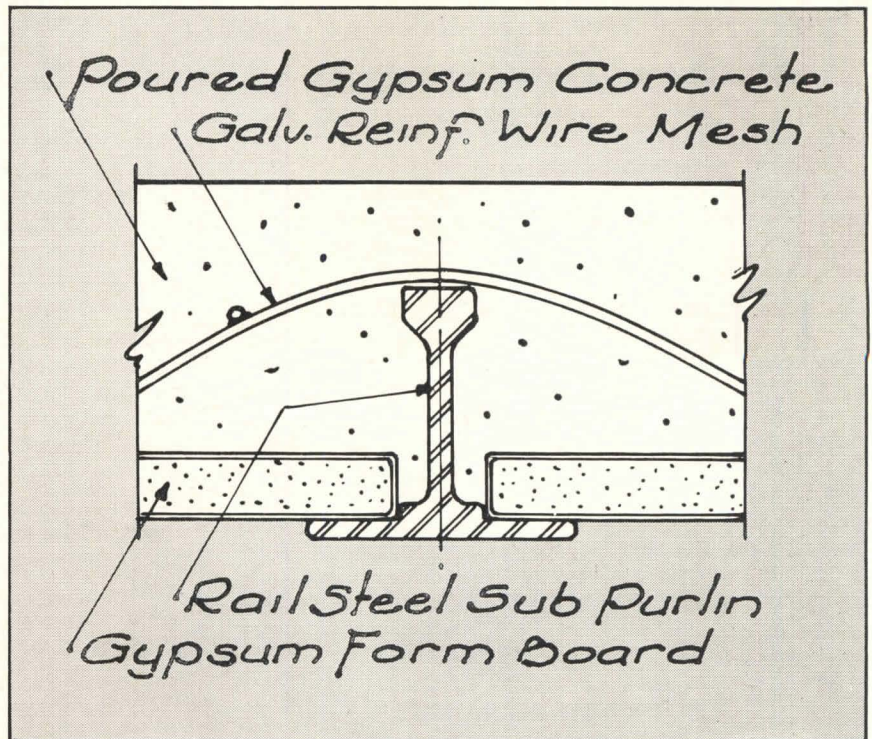
Reduces Dead-Load — Cuts Costs of Supporting Structure

Roof Covering
May Be Applied
Immediately

INCOMBUSTIBLE

INSTALLED BY
APPROVED FIREPROOFING
CONTRACTORS

Adaptable to
any design—
Curved, Pitched or Flat



HERE'S HOW IT WORKS! Gold Bond Gypsum Form Board, with high-light reflecting under surface, is placed on sub-purlin sections. Gold Bond Gypsum, reinforced by galvanized mesh, is then poured to form a solid, fireproof slab. Gold Bond Insulation Form Board may be used as undersurface where higher insulation values are required.

WHAT more can we possibly say about this amazing roof deck system for industrial and commercial roofs! We can tell you how it cuts days off construction time, how the quick set affords full load capacity within an hour. We can tell you how it won't rot, burn or decay, how tests show that steel embedded in gypsum for 20 years and longer

shows no signs of progressive corrosion. Space won't permit us to give you detailed drawings and load tables here, but a postcard addressed to our Buffalo office will bring you prompt and complete information. If you have an unusual engineering or design problem, the engineering facilities of National Gypsum Company are at your disposal.

You'll build or
remodel better with
Gold Bond

Fireproof Wallboards, Decorative Insulation Boards, Lath, Plaster, Lime, Sheathing, Wall Paint, Rock Wool Insulation, Metal Lath and Sound Control Products.

NATIONAL GYPSUM COMPANY • BUFFALO 2, NEW YORK

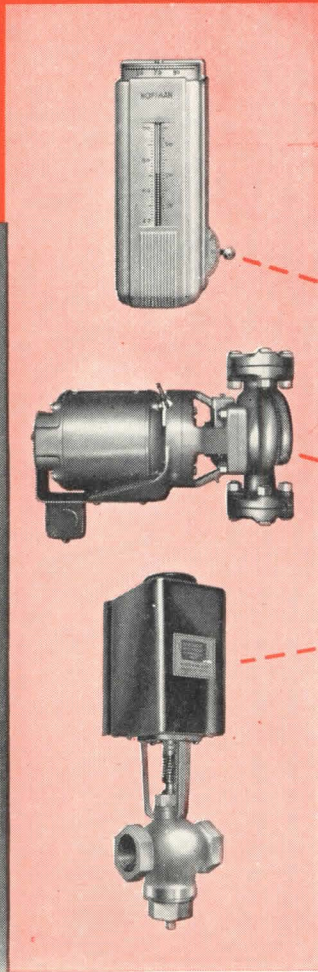
C-141 HOT WATER SYSTEM

Automatic CONTROLS

A Packaged Job for the system with mains not exceeding 1½".

Particularly suited for:

1. Modernizing existing systems.
2. Changing Gravity Systems to forced continuous flow systems.
3. Changing "on" and "off" forced flow systems to forced continuous flow systems.



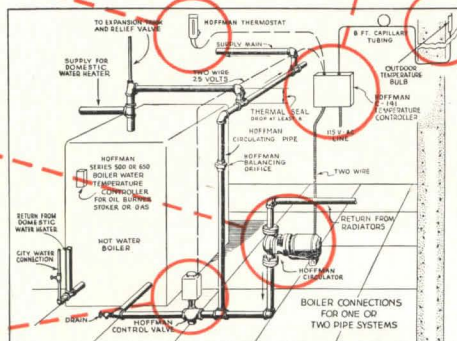
A POPULAR PRICED CONTINUOUS CIRCULATION SYSTEM

THERMOSTATICALLY CONTROLLED

The Hoffman C-141 Comfort Package offers *precisely controlled heating*—yet the cost is within the budget of even modest homes.

The uniformity of a *continuously circulated* forced hot water heating system can now be obtained with simplified and inexpensive equipment. The Hoffman C-141 Comfort Package combines a Circulating Pump, Temperature Controller, Control Valve and Room Thermostat.

In operation, the C-141 Comfort Package effects a constant balance between heat loss and heat supply, so that the home temperature is held uniform, regardless of weather variations. Note in the diagram that the boiler is by-passed from the rest of the circulating system. Hot water from the boiler is admitted *only* when the room thermostat requires additional heat. Hence the system keeps pace with the actual need for heat and never delivers a fuel-wasting excess. Send for Bulletin No. HW-647.



HOFFMAN C-141 CONTROLLER: Automatically maintains indoor comfort and temperature by combining Room Thermostat control with continuous circulation of the heating medium.

HOFFMAN CIRCULATOR: Continuously circulates the heating medium throughout the heating season. Automatically stops when outdoor temperature goes above 65° and starts again in the fall when heat is required.

HOFFMAN CONTROL VALVE: An especially designed valve to keep the hot water in the heating system at the desired temperature to maintain heating comfort.

HOFFMAN BALANCING ORIFICE: Engineered to maintain proper balance between the circulating pipe and boiler circuit.

HOFFMAN ROOM THERMOSTAT: Heat anticipating thermostat adjustable to slow, medium and fast cycles.

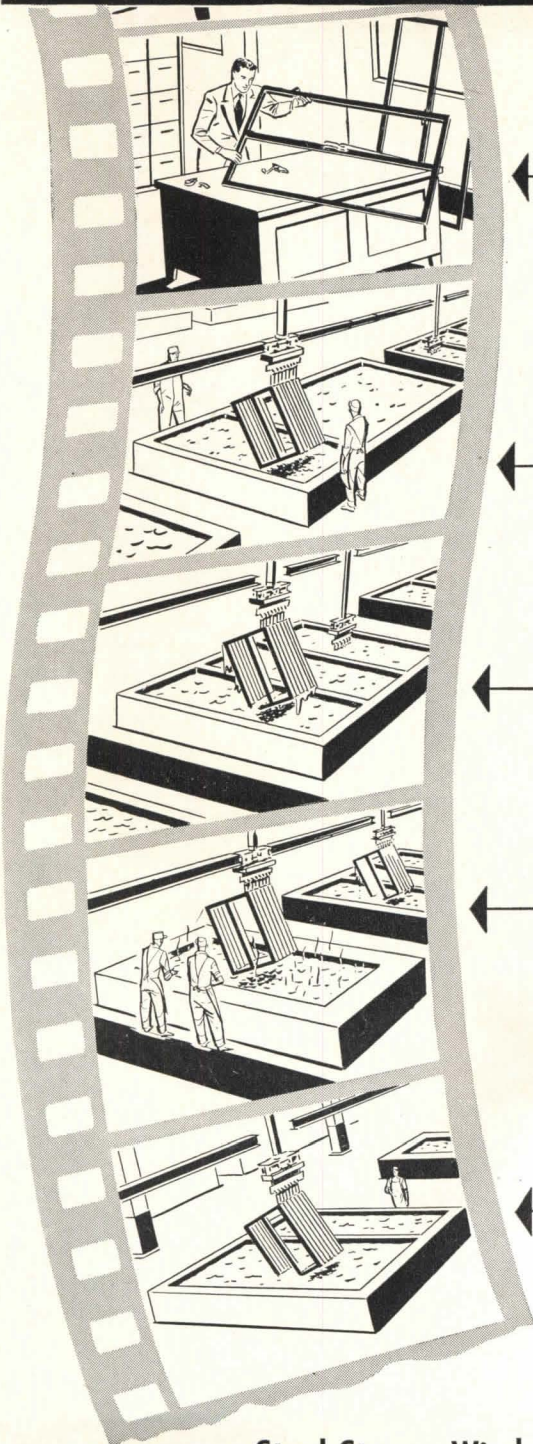
HOFFMAN *Hot Water* CONTROLS

Famous for HOFFMAN VALVES, TRAPS, VACUUM AND CONDENSATION PUMPS, FORCED HOT WATER HEATING SYSTEMS—Sold by Leading Wholesalers of Heating and Plumbing Equipment.



HOFFMAN SPECIALTY COMPANY, Dept. AR-9, 1001 York St., Indianapolis 7, Ind.

How Fenestra's New Hot-Dip Galvanizing Process Gives You STEEL-STRONG MAINTENANCE-FREE WINDOWS



Window fabrication is especially planned

To insure proper galvanizing, the fabrication and assembly of window parts are especially engineered.

Window frames and ventilators are thoroughly cleaned

To provide the most receptive surfaces for galvanizing, all window assemblies are thoroughly cleaned.

Then carefully rinsed

To remove any acid or iron salts that might remain on the surfaces, they are carefully rinsed.

Then fluxed and hot-dip galvanized

To cover all surfaces with a protective zinc coating, sealing all joints, the assembled window frames and assembled ventilators are completely immersed in a zinc bath.

Galvanized windows are then Bonderized and rinsed


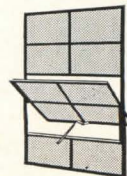
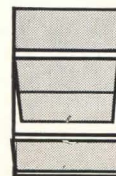
To provide a perfect finish the windows are Bonderized, then rinsed. (This also provides an excellent base for a decorative paint-finish when desired.)

Every step is carefully controlled by Fenestra's* master craftsmen.
Detroit Steel Products Company, Dept. AR-9, 2252 East Grand Blvd.,
Detroit 11, Michigan *®


Steel-Strong Windows made to STAY new

Fenestra

HOT-DIP GALVANIZED STEEL WINDOWS



FROM COAST TO COAST UP GO THE HOUSES IN GOES RICHMOND...




...In Los Angeles,
California

121 Unit Multiple Dwellings. Building Contractor: N. J. Nielson Co. Plumbing Contractor: Charles C. Lockard, Inc. Distributor: Tri-State Pipe and Supply Co.

...In Westbury,
Long Island

940 Post Acres Homes. Building Contractor: Post Acres Corporation. Plumbing Contractor: Central Plumbing and Heating Co. Distributor: Elite Sales Corporation.



Everywhere you look, it's Richmond. East Coast, West Coast, all around the map, these fine plumbing fixtures are specified throughout. The answer is simply this: Quality installations priced to appeal to the most economy-minded.

Whatever the job—custom-built homes or developments—Richmond meets your customer's requirements with a complete line of vitreous china or

enameled cast-iron units. You can be sure of satisfied customers with Richmond's long-standing reputation for handsome, lasting and economical fixtures—available in four beautiful pastel shades (Azure Blue, Bermuda Coral, Fern Green and Oriental Ivory) or the famous Richmond "whiter-white."

Next time you figure on a job, make it your business to do business with Richmond.



RICHMOND

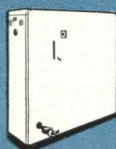
RICHMOND RADIATOR CO.—AFFILIATE OF REYNOLDS METALS CO.




See your wholesaler or Mail Coupon Today:



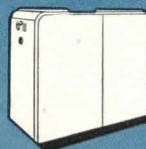
Vitreous China



Gas Boilers



Enameled Cast Iron Ware



Winter Air Conditioners
Gas—Cast iron or steel
Oil—Steel

Richmond Radiator Company AR/9
19 East 47th Street
New York 17, N. Y.

Please send me information and literature on the Richmond Plumbing Fixtures. No obligation, of course.

NAME.....

COMPANY.....

ADDRESS.....




USG Precast
Metal Edge
Gypsum Plank
and Short-Span Tile



USG Steel
Roof Deck

*T. M. Rec. U.S. Pat. Off.



USG Poured-in-place SHEETROCK*-PYROFILL* Roof Deck



3 to get ready...

... "three" also gets you ready—ready to specify U.S.G. roof decks!

For here in *one* line are *three* roof decks to cover your building plans, whether they call for a *pitched, flat, or curved roof.*

Your U.S.G. representative will give you full information about U.S.G. roof decks—*poured-in-place gypsum, precast gypsum, or steel.*

Besides, if you have a specific problem, he will gladly go over it with you and offer a dependable recommendation that's unbiased because U.S.G. has all three types of decks. Phone or write him today.

All United States Gypsum roof decks are *incombustible, lightweight, strong, quickly installed, and easy to maintain.* Be sure of your next roof deck—*consult U.S.G., specify U.S.G.*




United States Gypsum

For Building • For Industry

Gypsum • Lime • Steel • Insulation • Roofing • Paint

It's Here!

THE IMPROVED MODULATING CONTROL for Hot Water and Radiant HEATING SYSTEMS *a good product made better*



Ask for new
Bulletin ST-501
describing latest
improvements.

Sarcotherm engineers are constantly searching for a better product.

While utmost simplicity is still the dominant design principle, the new models now available show many important improvements and refinements.

Double Seated Valves are now used in the larger sizes, greatly increasing valve capacity and permitting smaller valves being used on a given size job. *Convenient manual adjustment* features are now provided in a variety of combinations. *Program control systems* are available to meet any specification.

Easy Installation. New body construction simplifies piping and allows for easy servicing.

Hundreds of successful installations testify to the efficiency of this simple system. Our Engineering Department will be glad to recommend a suitable control system for your particular job.

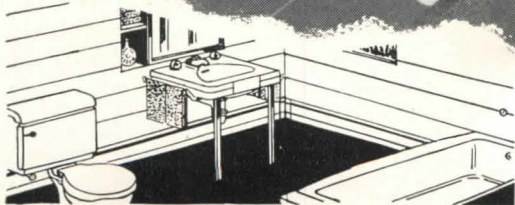
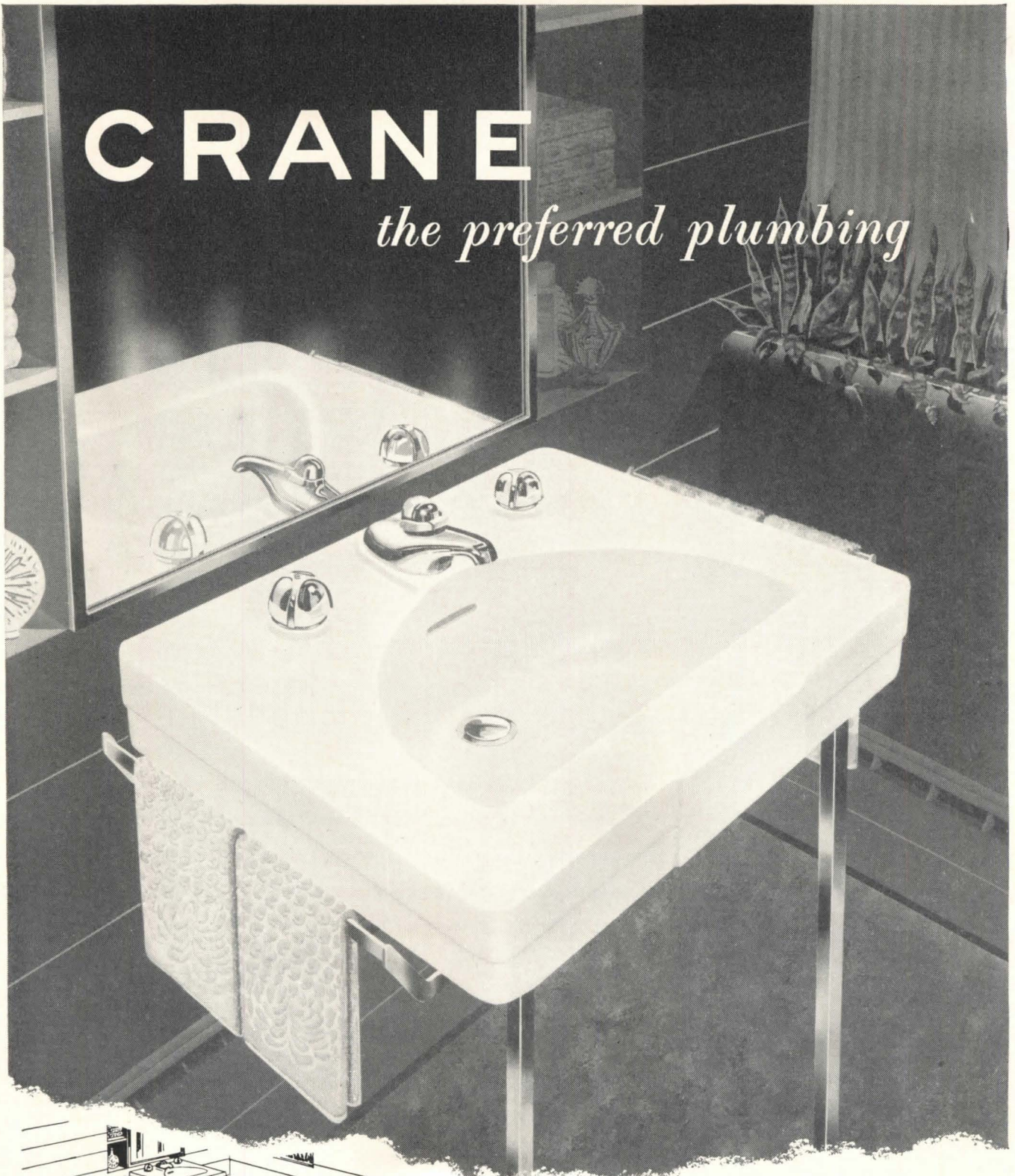
19

Sarcotherm

SARCOTHERM CONTROLS, INC. • Empire State Bldg. • NEW YORK 1, N. Y.

CRANE

the preferred plumbing



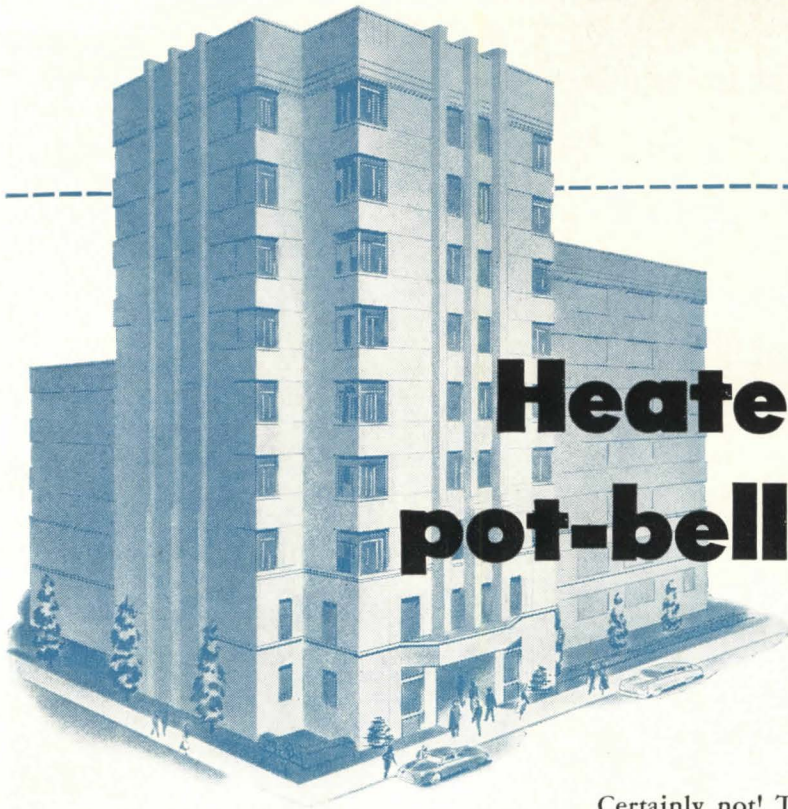
*Styled to match the Diana Lavatory:
Criterion Closet, Criterion Bathtub.*

THE CRANE DIANA LAVATORY, of vitreous china, in white and eight Crane colors. Chromium-plated trim includes easy-to-operate *Dial-ese* controls. Towel bars optional. Sizes: 24, 27, 33 inches. Consult your Crane Branch or Crane Wholesaler.

CRANE

CRANE CO., GENERAL OFFICES:
836 S. MICHIGAN AVE., CHICAGO 5
PLUMBING AND HEATING
VALVES • FITTINGS • PIPE

YOU CAN BE **SURE**.. IF IT'S
Westinghouse



Heated by pot-bellied stoves?


Certainly not! This modern new building will naturally have a modern heating system, too. Yet . . . *electrical equipment—nearly as old-fashioned as the pot-bellied stove—is often specified, purchased, and installed in buildings under construction today.*

We refer to electrical control equipment . . . the all-important nerve center of any modern building. This is where the power supply is controlled and distributed to the many facilities which depend upon electricity. Here, you must be *sure* . . . for the protection of costly equipment, the safety of personnel, and operation of vital services are at stake.


Westinghouse Low-Voltage, Metal-Enclosed Switchgear offers the kind of dependability you need for this critical application. This is the modern way . . . the way that assures adequate interrupting capacity . . . that eliminates fire hazard. All breakers and associated equipment are completely enclosed in convenient, self-supporting "Unitized" structures to assure safety, flexibility, reliability. Contrast this with the old-fashioned installation shown at left, above—a type which is still being specified—and ask yourself this question:

Which type of installation will best fit the buildings I design?

For complete information on Westinghouse Low-Voltage Switchgear, send for Booklet B-2296-D. Address: Westinghouse Electric Corporation, P. O. Box 868, Pittsburgh 30, Pa. J-60733



THE OLD WAY . . . live front, with fuses, knife switches and air circuit breakers—a disorderly arrangement of equipment that introduces problems of safety, flexibility and service continuity.




THE MODERN WAY . . . Westinghouse "Unitized" Low-Voltage Switchgear. Metal-enclosed air circuit breakers speed servicing . . . are interlocked to assure safety of personnel. All operations accomplished without exposing live parts.

Westinghouse
LOW-VOLTAGE
SWITCHGEAR




FRESH APPROACH TO AIR CONDITIONING:

Builder uses Frigidaire window-type units to add a luxurious note to 284 moderate-rental apartments.



Interior sketch shows how the builder's unique installation takes advantage of the flexibility of Frigidaire window-type air conditioners. Though designed for window installation, here these units are actually sealed into wall apertures below the window—giving them an attractive, built-in appearance.

As usually installed, Frigidaire units fit easily into almost any double-hung window. They're completely self-contained, require no drain or water connections. The Meter-Miser which powers them is exceptionally economical—carries a special 5-year warranty. Frigidaire's larger model, shown here, has almost twice the cooling capacity of the smaller Frigidaire air conditioner used in the Floral Park project.



LOCATION: Floral Park, L. I., N. Y.
ROBERT METRICK CO., INC., Builder
MAX M. SIMON, Architect

Rentals will start at \$58.50 a month in the new Childs Garden Apartments, Floral Park, L. I. Yet each of the 284 apartments will be Frigidaire air conditioned—at no extra cost to occupants.

This is the result of an idea that may well herald a new trend toward air conditioning low and moderate rental apartment structures.

For Robert Metrick, builder of the 3½ million dollar project, has achieved low-cost air conditioning through the use of 1,000 Frigidaire window air conditioners.

These units will be installed in all bedrooms and living rooms of Childs Garden Apartments—as well as in a larger development now being planned.

From the viewpoint of cost, Metrick's plan has several big advantages. It avoids the expense of a large central system and elaborate duct work. It conditions only *actual dwelling space*—wasting no capacity on public halls, stairwells and similar space. Even within the apartment, air conditioning is economically zoned. During daytime, the Frigidaire air conditioner in the bedroom may be turned off. At night, occupants can easily turn off the living room unit and start the bedroom conditioner before retiring.

More important, Metrick has kept costs low without sacrificing any part of his objective. For the Frigidaire units he is using supply air conditioning comparable to that provided by any other means. They not only cool air to desired temperature—they also filter it, dry it, add fresh air, and circulate it throughout the room.

Builder Metrick Tells Why He Chose Frigidaire

“When it came to deciding which make of conditioner to use, we were convinced that Frigidaire offered the best all-round value. This conviction was based on three factors:

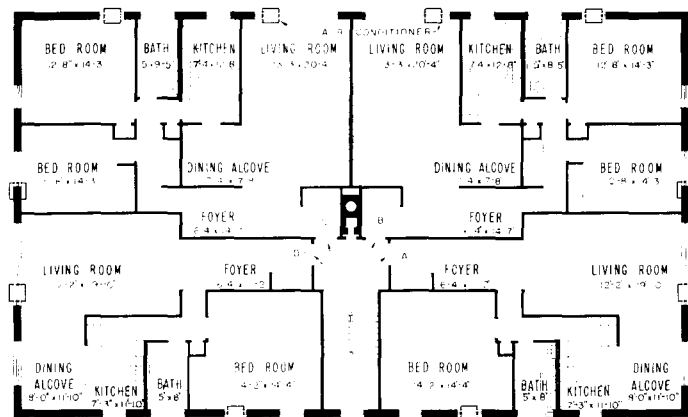
“One—Frigidaire's long experience in the field of refrigeration and air conditioning.

“Two—the attractive appearance of these Frigidaire Window Air Conditioners.

“Three—the low-cost operation for which Frigidaire Window Air Conditioners are noted. This is undoubtedly due to their efficient Meter-Miser refrigerating unit, and the fact that they are built to General Motors standards of quality.”




Above: Exterior of Childs Garden Apartments, showing placement of Frigidaire window air conditioners. "It is my conviction," says Robert Meirick, the builder, "that air conditioning is the greatest drawing card in attracting and holding tenants today."



Left: Floor plan reveals the amount of space each conditioner will handle. Although the Frigidaire window conditioners used are only 27 $\frac{3}{4}$ " wide, 29 $\frac{1}{2}$ " deep, and 14 $\frac{1}{4}$ " high, they will condition rooms up to 250 square feet—processing air at the rate of about 200 cubic feet per minute.

The well-planned modern kitchens of the Childs Garden Apartments will be equipped with latest Frigidaire refrigerators. Exceptionally compact, this apartment model provides a full 6 cu. ft. of storage space—and many famous Frigidaire features. Larger 7.6 cu. ft. models are also being used.



For complete information on Frigidaire Air Conditioners and Home Appliances, call your Frigidaire Dealer, Distributor or Factory Branch. Look for name in the Yellow Pages of your phone book. Or write Frigidaire Division of General Motors, Dayton 1, Ohio. In Canada, Leaside 12, Ontario.

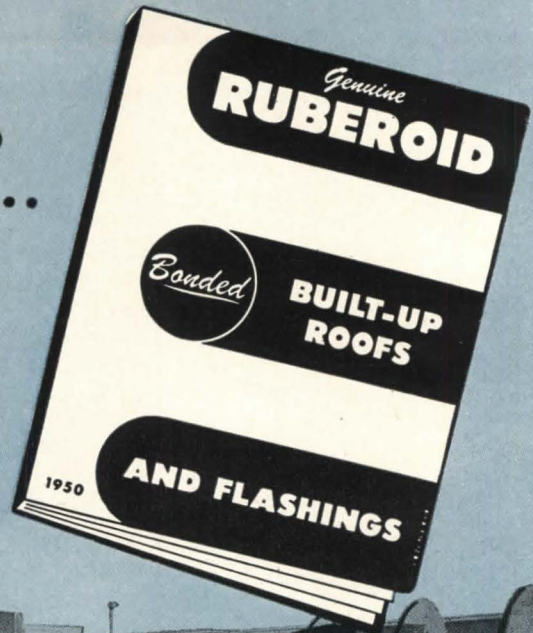
FRIGIDAIRE

Air Conditioning

Electric Ranges • Home Laundry Equipment • Electric Water Heaters
Electric Dehumidifiers • Kitchen Cabinets and Sinks

RUBEROID HELPS BUILD FRIENDSHIP...

For the right roof specification at your fingertips every time . . . be sure you have the new edition of Ruberoid's Built-Up Roof Specification Book. A note on your letterhead will bring your free copy to you promptly.



Terminal Building, Friendship International Airport.
Architect: Whitman-Requardt-Greiner Co. & Asso.
General Contractor: Consolidated Engineering Co.
Roofing Contractor: Lloyd E. Mitchell, Inc.

Friendship International Airport at Baltimore, officially opened June 24th, is four times the size of La Guardia Airport in New York. Its \$3,724,000 Terminal Building is the first to permit complete transfer from international to domestic transportation, or vice-versa, under one roof . . . a RUBEROID BUILT-UP ROOF.

In spite of many challenging problems presented in the design of this building, the choice of a roof was simple . . . a time-tested Ruberoid specification was selected by the architect, Whitman-Requardt-Greiner Co. & Asso., to provide the best in roof service and protection. Ruberoid materials and specifications have *proven* their performance for more than half a century.

Ruberoid is proud of its participation in the development of this super airport, a major terminal in worldwide commerce.


The **RUBEROID** Co. built-up roofings

Building Materials for Industry, Home and Farm • Executive Offices: 500 Fifth Ave., New York 18, N.Y.

THE RIGHT ROOF FOR ANY JOB — FROM ONE SOURCE! Ruberoid makes every type of built-up roof—Smooth Surfaced Asbestos, Coal Tar Pitch with gravel or slag surfacing, and smooth or gravel-and-slag surfaced Asphalt . . . in

specifications to meet any need. Ruberoid Approved Roofers are not prejudiced in favor of any one type. You are assured of centralized responsibility, smoother operation, uniform quality with Ruberoid built-up roofings.

Sales Offices: Baltimore, Md., Bound Brook, N. J., Chicago, Ill., Dallas, Tex., Erie, Pa., Millis, Mass., Minneapolis, Minn., Mobile, Ala.



EMPLOYERS INSURANCE BUILDING

Dallas, Texas

George L. Dahl, Architects & Engineers

WHEN this new Dallas building opened its doors recently it was greeted with much local fanfare. The Dallas Morning News for July 10th devoted a special 10-page section to it, hailing it as a "gleaming jewel in the diadem of expanding downtown development," and describing it in the most minute detail.

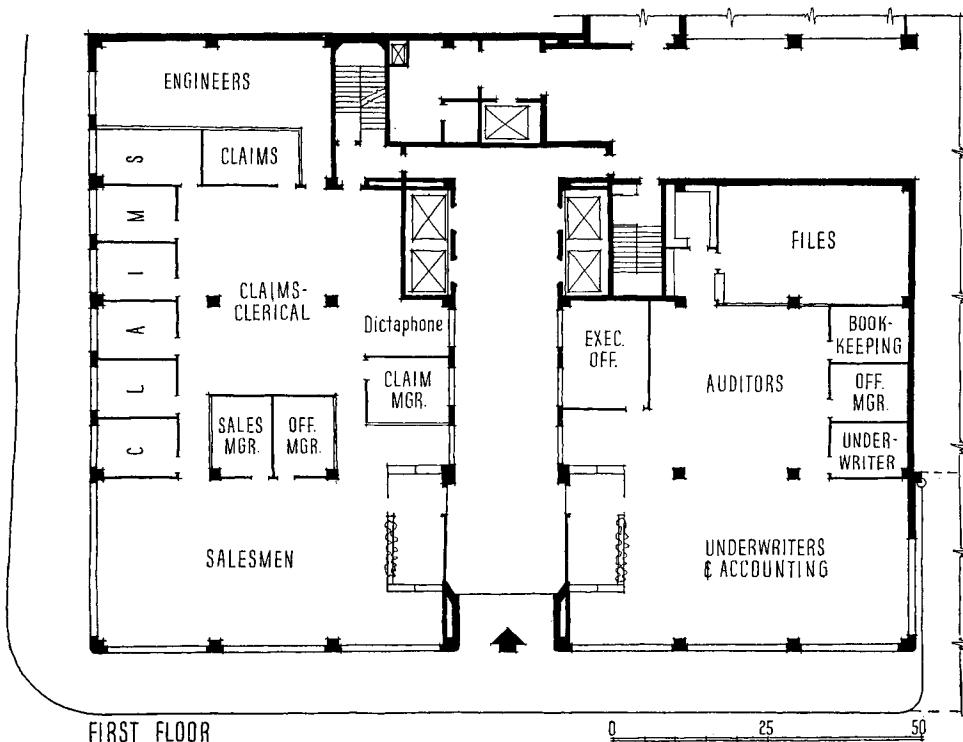
The 13-story building, owned and occupied by the Employers



Casualty Company and the Texas Employers Insurance Association, is a striking one. Rising high above its neighbors, it presents on three sides, for most of its height, a solid expanse of aluminum and glass. On the street sides of the ground floor (the lot is a corner one, bounded to the north by an alley and to the west by an adjoining building) the facing is polished Texas pink granite; the large windows are plate glass in extruded aluminum store front sash. The windowless second floor is faced with Indiana limestone on the street sides, and ornamented with terra cotta plaques. From the third floor through the 11th the walls on three sides consist of alternating aluminum pilasters and aluminum windows interspersed with cast aluminum spandrels. Light face brick is used entirely around the top two floors and for the wall facing the adjoining property.

The vertical aluminum fins are not mere ornament, but house the air conditioning pipes serving the exterior zones of the office floors. The building contains many innovations, chief among them the handling of air conditioning and lighting (ARCHITECTURAL RECORD, Jan. 1950, pp. 112-114). Because the owners required maximum flexibility of office space, both air conditioning ducts and lighting conduits were installed in a perforated metal tile ceiling so constructed that the position of outlets may be changed easily without altering the appearance of the ceiling. For the same reason, cellular steel floors were used, allowing electric and telephone

High pressure air conditioning conduit and piping run down exterior in insulated aluminum pilasters, connect with window units and ducts to interior zones. First floor (below) also has access to basement parking garage




Main entrance

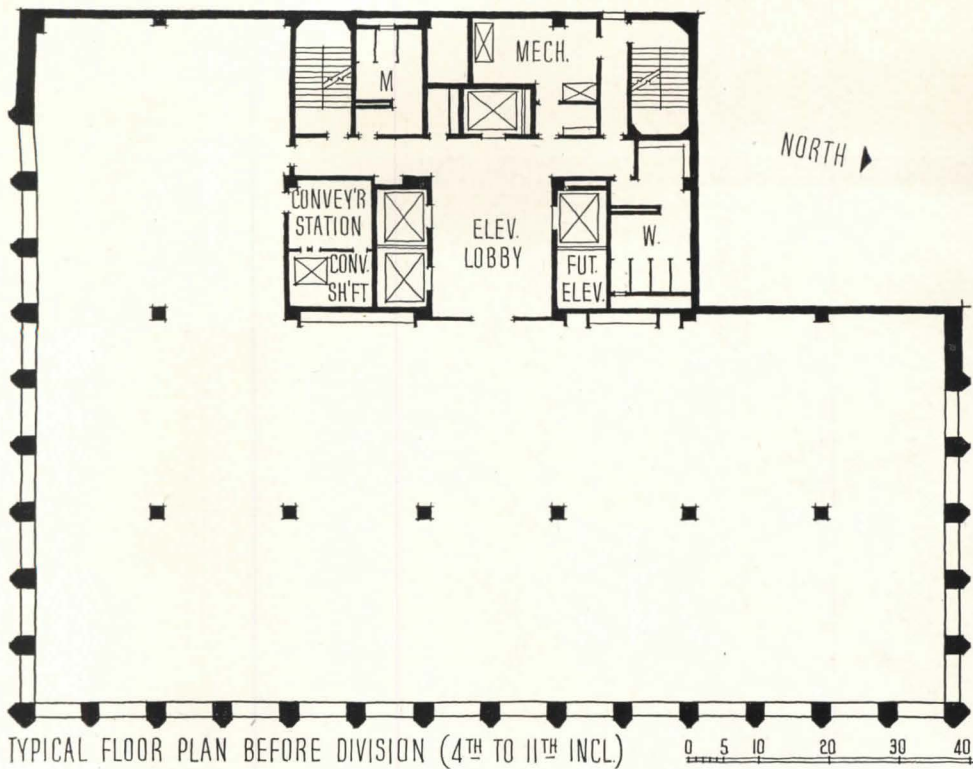




Dallas agency offices, first floor

Typical partitions, first floor





TYPICAL FLOOR PLAN BEFORE DIVISION (4TH TO 11TH INCL.)

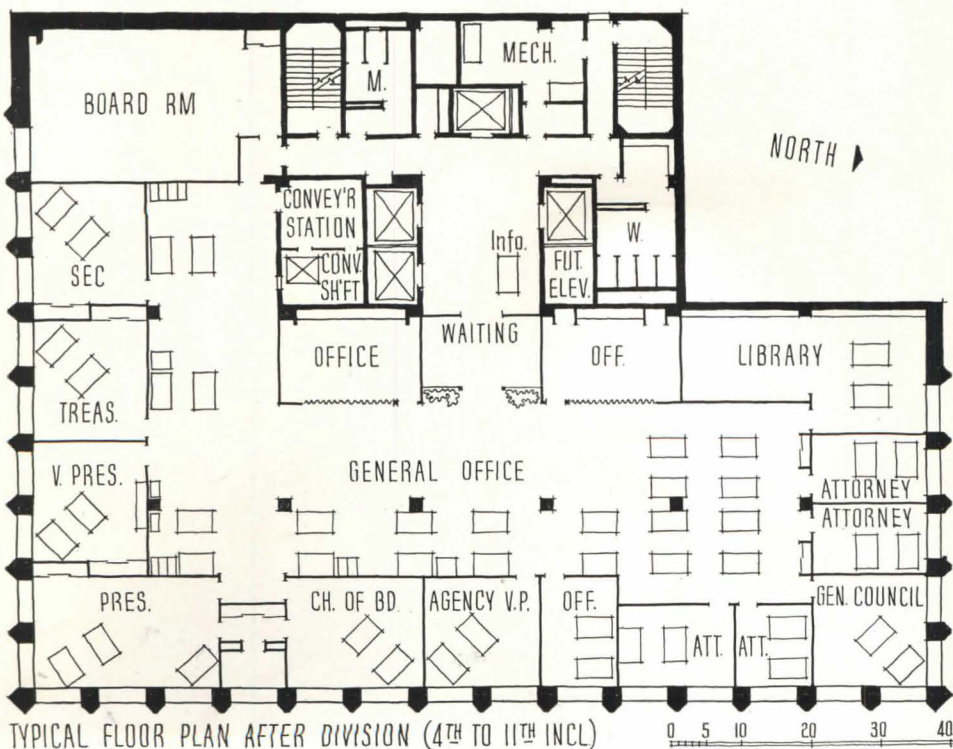


Coffee shop, second floor

Typical plans above and below show unusual openness and flexibility of office space. Plan below is the 11th, or executive floor, but partitioning is typical of all floors

outlets to be located at any desired point. Mechanical equipment is concentrated on the top of the building, increasing the rentable area on typical floors by minimizing the space required for pipes, air shafts and flues, and permitting the use of the entire basement level for a 110-car garage.

The first floor of the building, occupied largely by the Dallas agency offices of the two insurance companies, has an automobile entrance accommodating truck



TYPICAL FLOOR PLAN AFTER DIVISION (4TH TO 11TH INCL.)

Laughead Photos






Board room, 11th floor (left) and typical office space, sixth floor (right)





service, and access to the basement garage via a spiral ramp. General employee facilities such as recreation room, coffee shop, conference rooms, etc., are on the second floor; the first aid department and personnel offices are on the third. The equipment room, two stories high, takes about a third of the area of the top two floors, the rest of which is given over to record files and supplies. A vertical electric conveyor connects storage and office areas.

Floors throughout are of cellular steel covered with lightweight concrete fill and rubber tile with the exception of executive offices on 11th floor, which are carpeted

Opposite and below: elevator lobby and general executive offices, 11th floor



INDIAN LANDING



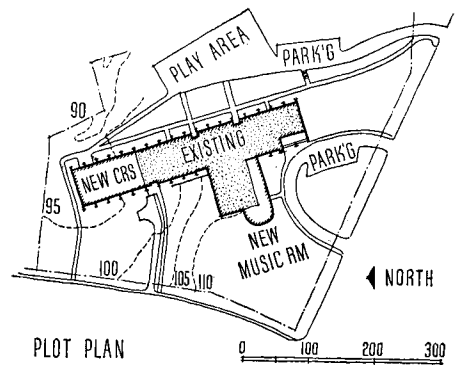


Joseph Molitor Photos

*Kaelber & Waasdorp;
Perkins & Will, Architects*

ELEMENTARY SCHOOL

Brighton, N. Y.



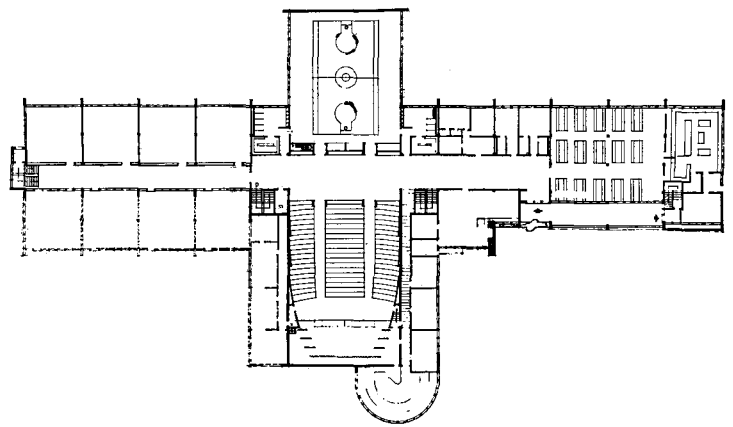

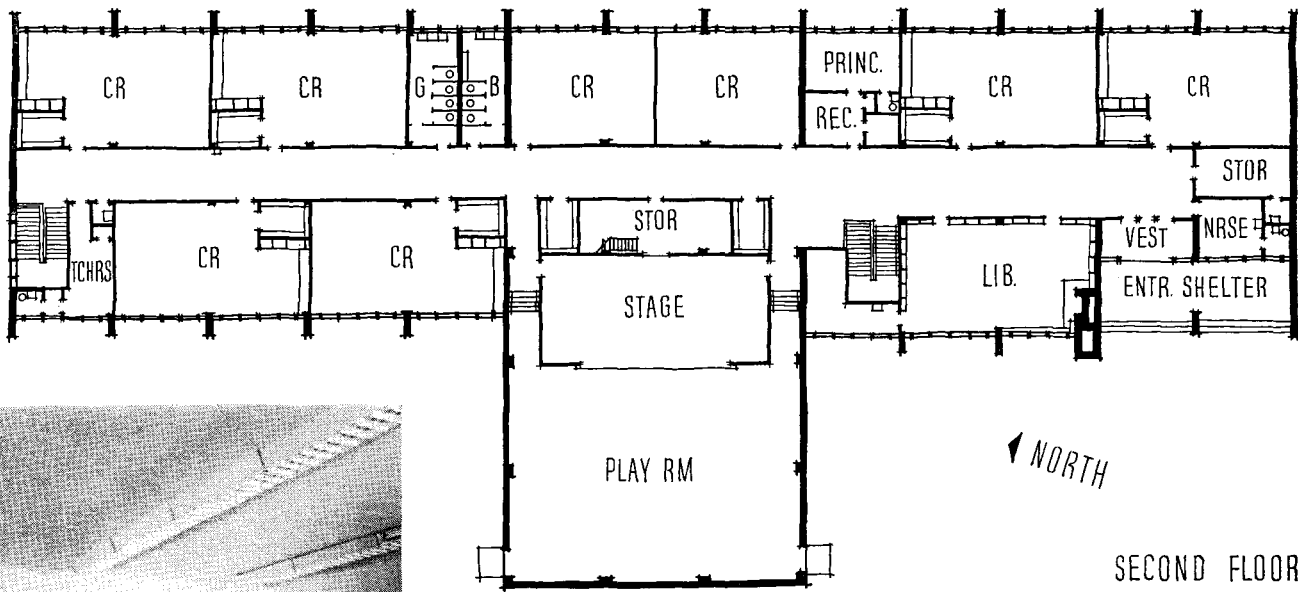
IN APRIL 1946 ARCHITECTURAL RECORD published the scheme for this school, hailing it as a transformation in school design for the Northeast. For conservative upstate New York the initial scheme was almost revolutionary; as built, the school, though not as advanced as several now on the boards or under construction, is still far ahead of most in the region. This is true even though many features initially proposed were dropped in the course of design and bidding; some due to public opinion, some to cost. The site, quite restricted, demanded a two-story building from the first, particularly since more classrooms than are provided in the building shown here were known to be needed; additions are now being built. Since the building was opened on February 7, 1949, the community's appreciation of it has grown vastly, and the anticipated additions have been approved earlier than was expected.

INDIAN LANDING SCHOOL

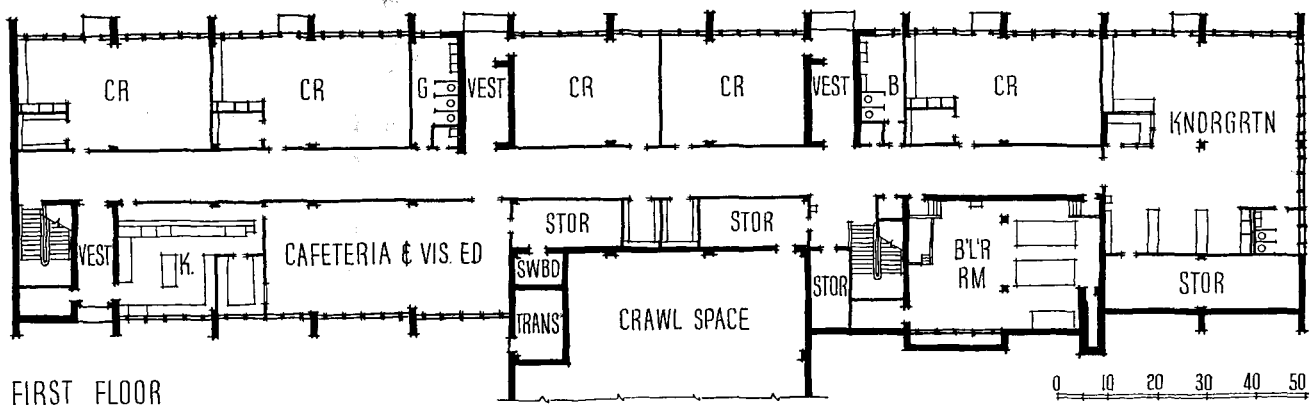
The hazy landscape barely visible through the windows of the kindergarten (below) is no result of poor photography; Rochester, in a suburb of which Indian Landing School stands, is in a cloudy belt; during school months, sunlight appears for only half the school hours; in the poorest month, for about two hours a day on the average. Hence full artificial lighting is required more often than not; some lights are on almost all the time. Bottom photo shows kindergarten coat alcoves; across-page, typical elementary classrooms, quite different from initial concept





Joseph Mollitor Photos



Comparing existing building (large plans) with original scheme (small plan shows upper floor only) indicates extent of revisions. Original classrooms were squarish, low-ceilinged, with walls of exposed cinder block and wood tackboard space. The structural masonry piers occurred between classrooms. As built, rooms have conventional height, width, length, more expensive plaster finish; structural system was retained even though it does not express interior spaces — a situation which many a designer will accept with reluctance, though apparently it didn't bother the School Board





INDIAN LANDING SCHOOL




Classroom design was not the only change from the original. At left is shown the combination cafeteria-visual aids room which supplants two separate, individually designed rooms. At right is the playroom, in which are combined the functions of gymnasium and auditorium; a separate gym is planned for the future. Of course, neither existing room is quite as satisfactory for its dual purposes as separate spaces would have been; and what they do provide is so superior to what previously existed that hardly anyone in the community knows what they have not. That is the sad aspect of the situation: unwillingness to accept a less expensive finish at a time when any kind of construction was expensive, the decision against square classrooms, and possibly the economics of architectural design (which so often preclude thorough restudy), all conspired to reduce what had been close to a superb bit of school architecture to something substantially less. This is not wholly the architects' doing, and the community does love it — see following pages

Photo at right shows where additions are now being constructed: more classrooms added to end of wing in left foreground, semi-circular music room and practice rooms added to playroom wing at right



Joseph Molitor Photos


Eventually the stage end of the present gymnasium-auditorium — or playroom — is to become the rear of the auditorium, with stage at opposite end, temporary floor removed, etc.; new gym is to be built approximately where originally intended, in better relation to playground



INDIAN LANDING SCHOOL


Yes, the community is enthusiastic, about the ease of housekeeping in corridors which have modern cloak-rooms rather than exposed lockers, about lighting, about a school atmosphere conducive to ease of teaching and of learning, as well as to uplift of civic pride. An architect member of the Board of Education says it is a successful piece of architecture; it looks good, wears well in appearance and use, works well in respect to teachers, students and parents, and it came within its budget. What more could one ask? The large stage has been a joy; the protected main entrance is most practical and receptive; the paved playground has proved its worth

Joseph Molitor Photos





Joseph Molitor Photos



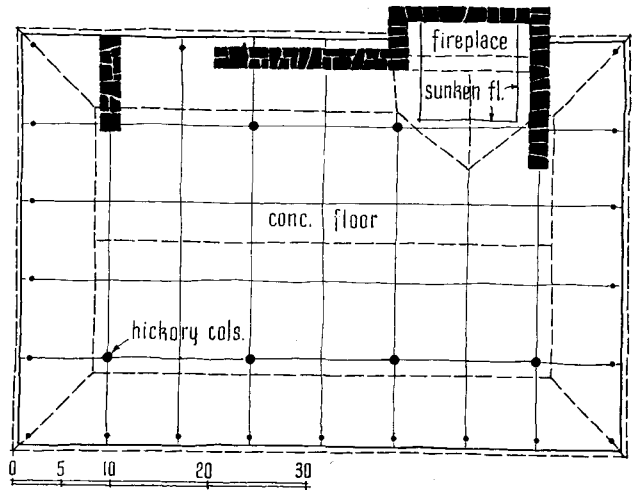
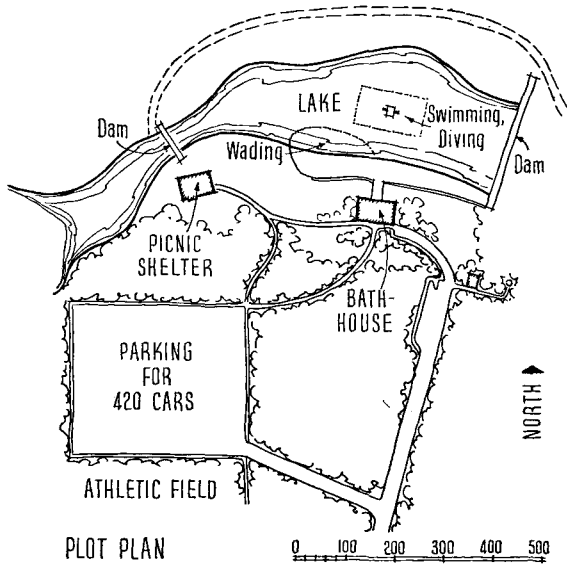
PICNIC SHELTER FOR RECREATION CENTER

The Washington Mills Co.

Mayodan, N. C.

Raymond and Rado, Architects

THIS picnic shelter is part of a large recreation area for the employees of the Washington Mills Co. plants at Mayodan, N. C., and Fries, Va. The site, executed under the direction of the F. Ellwood Allen Organization, park and recreation planners, is well wooded, having been kept as natural as possible. It also includes a bath house designed by the same architects. Roadways, while permitting free "comings and goings," do not detract from the natural quality; the parking lot,



located well behind trees, keeps cars from view. Facilities for swimming, wading, diving and boating are provided at the lake.

"The idea behind the design of the buildings," says Mr. Raymond, "was to keep the buildings in harmony with the surroundings, by using natural materials, unpainted and unvarnished in a most direct manner possible. Every construction member is visible and every member is working and all unnecessary things have been entirely eliminated. The rhythm of the economical wooden spans, the honesty of the interplay of natural round columns, beams, purlins and rafters have a charm and poetry of their own."

There is nothing deliberately "rustic" about it; there are neither oversized members nor crooked unpeeled lumber.

It is a true carpentry construction, one very suitable to the forms and materials used.

Columns, purlins, rafters and cross bracings are of hickory, other members are of cedar and the main roof is of cedar shingles. The huge fireplace is local stone. Floors are concrete slabs finished in cement mortar or flag stone.

There is simplicity throughout. The "open" nature of the construction unites inside and out and integrates the structure with the entire site.





Steps lead up from street to the paved entrance terrace overlooking Lake Washington



Kenneth S. Brown Photos

From front door one can see right through the house to rear terrace and garden area

RESIDENCE OF DR. AND MRS. R. L. GLASE

Seattle, Washington


Bain, Overturf, Turner & Associates, Architects



TO LOOK at the photo above is to guess immediately that the house faces a fine view. And it does — of Lake Washington and the Cascade Mountains. The site is in a restricted residential district about 20 minutes from the center of Seattle; the view is to the east, along the 100-ft-wide front of the lot. Lake and mountains were brought into every room by stretching the house across all but 20 ft of the frontage. In addition, master bedroom and breakfast alcoves were given bay win-

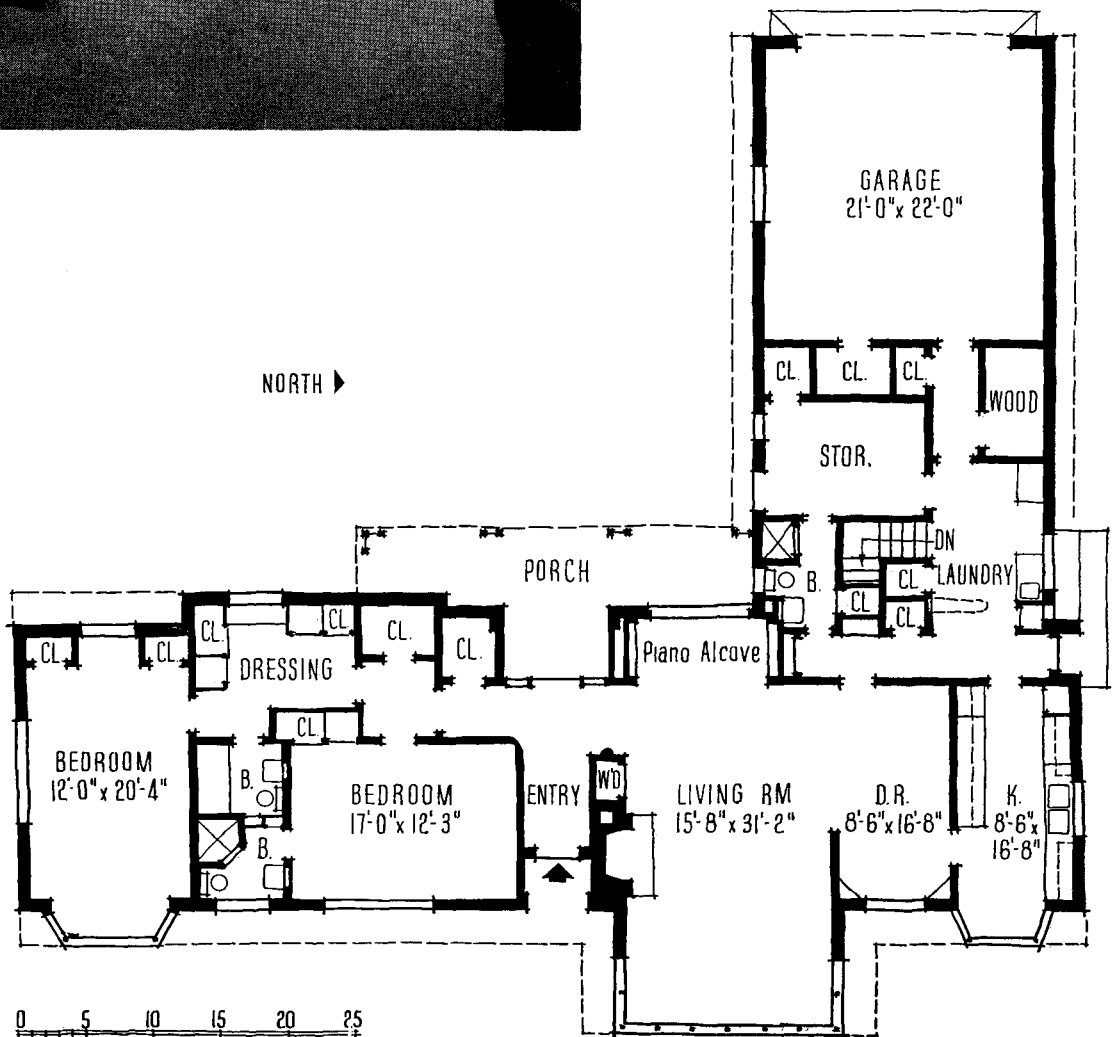
dows, and the living room was projected some 9 ft out from the rest of the house, with windows on three sides. A paved terrace was added to the front, and the rear half of the lot was converted into a sheltered garden area.


Exterior of the house is white painted brick and hand-split cedar siding, done, say the architects, "in a manner reminiscent of some of our pioneer western homes." The roof is hand-split cedar shakes.



Richard Garrison Photos


Dining end of living room (background, left, and small photo opposite) gains a feeling of separateness by lowered ceiling and stub partition which hides kitchen door from living room. All rooms are amply proportioned, closet and storage space is unusually good. Arrangement of bedroom wing gives both parents and daughter maximum privacy, but at the cost of an inside bathroom for the parents. Storage room in service wing is intended to be used as a maid's room, in which case the lack of direct passage from kitchen to front door might prove to be inconvenient





Front end of living room has windows on three sides to make the most of the view. Bay window in kitchen makes a pleasant and sun-filled breakfast alcove



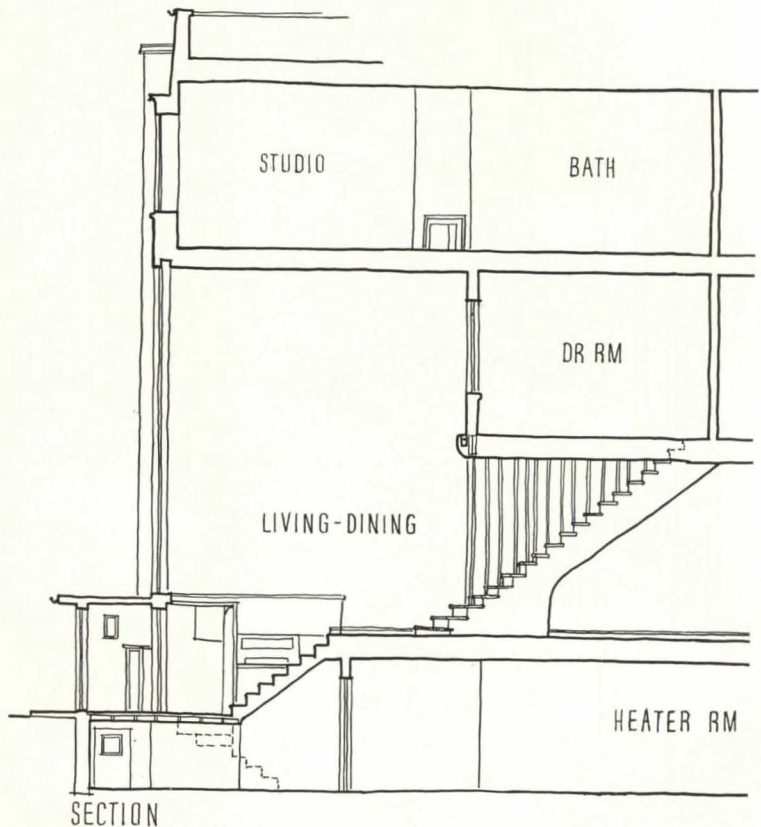


OLD CHICAGO HOUSE COMPLETELY TRANSFORMED

Merrill Shepard Town House, Chicago, Ill.

Francis R. Stanton; Stanton and Rockwell, Architects

Hedrich-Blessing Photo





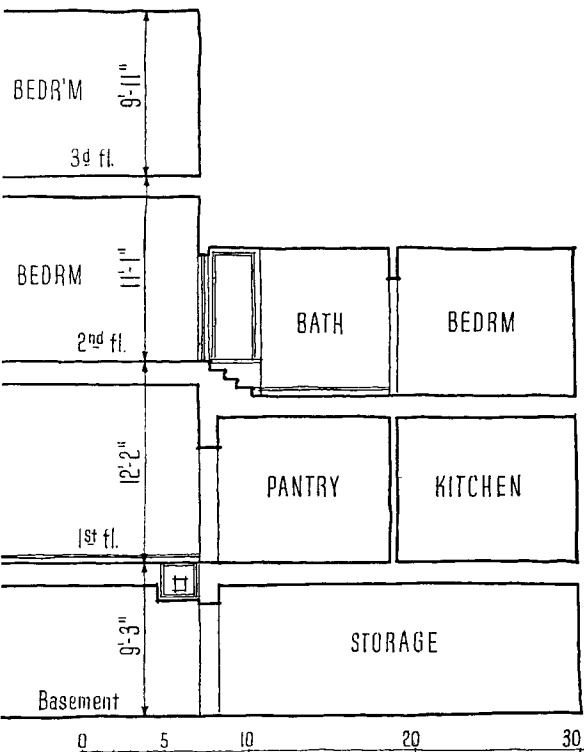
A new entrance and towering new sash transformed the facade of the old house in striking fashion. Dreary middle rooms of the first floor were thrown into one large living-dining area amply lighted by 20-ft-high windows on front. "Goldfish" problem was eliminated by use of translucent glass. Back stairs, not shown in section above, permit basement to serve as passage from kitchen to front door when traffic through living room is undesirable. Basement also has a powder room, closets, large storage area, and space for a laundry under kitchen



WHEN the Shepards bought this old house just off Lake Shore Drive it was full of Victorian mannerisms and required a good bit of architectural surgery for conversion to the owners' specifications. Heavy newels, innumerable sliding doors, angular fireplaces were eliminated as a matter of course, but the most dramatic change was the opening up of the first floor. Where there were originally seven enclosed areas there now are three, and almost the entire floor is given over to a large living-dining area perfect for the Shepards' frequent

large-scale entertaining. A second-floor bedroom on the front (north) of the house was removed to make that end of the living room two stories in height and to bring light and air to the rear part of the room. The third floor bedroom immediately above was chosen for the required studio.

A new entry at grade level replaced the old stone steps; just inside is a landing, some 5 ft below the first floor, from which stairs lead both up to the living room and down to the basement.



Heidrich-Blesing Photos

LAKE AVE. Lease furnished, 12 rms, 5 masters, 60 mo. Others. Mrs. Boyd, FL 3-5875.

21TH STREET, 226 EAST 2-3 modernized 1st floor, spacious etc. Frig. Incinerator, completely furnished. Ideal location.

Penthouse-Terrace Apartments

Furnished ST E. 3-rm, 3 exposures, planted terrace, W-B fireplace; immediate: 6+; \$215. MU 9-0892.

off Park. Fine co-op building; housekeeping studio with superb 30 ft k-up terrace. Self apt with new furnishings \$8,500. Low maintenance; on rent furnished. Bachelor. Y2876 Times.

GARDEN APTS

es \$70.00 rms \$86.50 1/2 rooms \$110.00 CENTRAL OFFICE OPEN EVERY DAY

APARTMENTS AVE (7th's). Exquisitely appointed race apt overlooking park. BU 8-9581.

36 ST, 36 EAST-NEW BLDG. Panoramic view of New York City. 100' of terrace facing north, south and east. Spacious living room, dining room, 3 bedrooms, 8 large closets.

APARTMENTS

ST. E. bet Lex & 3rd. 1 large room in house apt. Call BO 9-9768.

3RD STREET EAST

TRULY OUR DREAM APARTMENT 5-ROOM

DUPLEX PENHOUSE WITH 2 PRIVATE

right, spacious with Dining 3 Bed 3 Bd

What a home! Located atop a prime building on the best East Side—enhanced by landscaped garden views. Inn includes a kitchen completely equipped with electric dishwasher, maid service, storage space for your car.

RENTAL \$350 Monthly September Occupancy

Phone Mr. Cuskey, Agent. TR 9-2400

ST. 65 EAST Lovely 5-Room Penthouse with large terrace

Spacious 2-bedroom layout. Newest features throughout.

editate occupancy. Supt on premises or Schilling, Pease & Elliman, Inc. Madison Ave. TE 8-9000

EAST 172. 4 large rooms, large terrace \$140, gas and electric included. \$100.

BROOKLYN HEIGHTS 3 Pierpont St. 3 RM CORNER TERRACE APTS. Fireproof bldg; magnificent view of city; ultra-modern kitchen, CE dishwasher. 7-RM PENTHOUSE TERRACE available. TR 5-6232

PARK AVE., 812 Southwest Corner 75th St.

TRIPLEX PENTHOUSE APARTMENT Including 4 Master Bedrooms

The charm of a private house and the comfort of a modern apartment are combined in this spacious penthouse and large terrace, designed for gracious living.

IMMEDIATELY AVAILABLE FOR SALE Under Modern Cooperative Plan (to Residents of N.Y. State Only)

PRICE \$30,250 Monthly maintenance \$750 before allowable tax deductions.

RIKER & CO., INC. Plaza Office FL 5-1200

86 ST, 55 EAST

BETWEEN PARK AND MADISON 16-Story, High Class Apt Bldg. 24-hour service

8 large, light rooms, 3 baths, 9th fl. Ideal apartment for Psychiatrist, Psychologist, Neurologist, or similar. Available Aug 1. \$300 Apply Supt, Premises, or FL 3-9526.

90'S WEST END AVE. PROFESSIONAL SUITE 6 large rooms, off foyer, can be shared by 2 or 3. Street floor. Lobby entrance. Choice location MU 3-8255

90'S W. 4 ROOMS; MODERN BLDG Suitable professional & living; \$125 month. INQUIRE MISS KANE PEACE & MAYER, 52 W 72, EN 2-4100

90'S E. Via Doctors Hospital, ground floor, 3/4 \$125, residential. 1737 York Ave or TR 9-5900.

91 ST-428 Columbus Ave-2 Apts 6-room front. Ideal professional or business or will rent as unit. (1) prof, (1) residential; \$125 & \$100. Supt premises.

Studio Apartments-Unfurnished 67 ST, 33 W. Beautiful duplex studio apt; 7 rms, bath, and 1/2 bathroom. Double height, north light, studio, 10th floor; wood-burning fireplace per annum. Vollmer, MU 2-3500

181 ST, 967 W. Studio apartment, skylight, north light, river dressing rooms, kitchen, \$85 Monday, LO 9-5515.

CENTRAL PARK SOUTH studio, 40x20, double height, studio, only. Immediate, \$3,000. MADISON AVE. 3 rooms; north of 100th St. excell for artist, etc. 1819 Bway, Rm 307

Professional Apartments Furnished FOR sale, fully equipped, well-established medical office (rooms), in congested Harlem section. 71 Times.

ASTORIA, Beautiful Professional-Living 6-Rm Suite, Perfect Windward, Inc. 125 month. MR. B. 8-3890

APARTMENT Apt 1st to 10th Interests 3 ST, 182 ern, \$85. 5 ST, 179 etc, all Supt. AL 4-

5TH ST. Apts to be occupied in the park, modern, 1 1/2 Rms \$150, 2 Rms from \$180. 4 Rms from \$250. Premises w/occupancy TR 9-

2-room modern apt, full bath, kitchen, \$125. Inq Supt. LARGE MODERN 1 1/2 nette, 4 closets; immediate. 3 after 5 P.M.

T GRAMERCY PARK 5-STORY BUILDING large living room, dining room, bay, full kitchen, \$125. Agent. GR 3-

320 W. Mod in new eves. Supt. m, kitchen, (bet mme 12-4 Mad Co., 14 1/2 St, 1st fl, complete kitchen, bedroom, bath, closets, immed, MU

56 ST Small 2 1/2 walk 58 ST, 449 W, New ern 1 1/2, \$75-80-\$1 58 ST, 134 W, 1 rm, aly apt bldg; 24 hr Reasonable rent. BOC

60'S, EAST Marvelous Value Magnificent View BRAND 2-ROOM ST

You'd never imagine a complete home could fit into a two-room apartment kitchen boasts the finest. Besides living room there's a bay, dressing room, mens' closets. For rent there's a full equipped garden, a sun deck, maid service and a garage—the premises.

ONLY \$150 MONTH Mr. Cuskey, Agent TR 9-2400

60'S EAST, FACING EAST RIVER New apartment; living room 13x23, kitchen, dining bay, dressing room, gallery, 4 closets; \$260 yearly including garage. Brett, Wyckoff, Potter, Hamilton, Inc. Yvonne A. Lumley EL 5-6000

APARTMENTS UNFURNISHED—MANHATTAN FOREST HILLS-COED MEYER SECTION EXCEPTIONAL OPPORTUNITY ONLY PROFESSIONAL UNIT IN NEW 400-FAMILY APT GROUP 5 1/2 RMS-2 OUTSIDE ENTRANCES Excellent layout for combined office-residence or to be shared by several professionals. Very attractive rental. Inspection invited. See Supt at premises.

LAKEVIEW APTS 111-22 66 AVE TW 7-7113

OR KRAHAM REALTY 124-30 QUEENS BLVD VI 9-3000

MIDTOWN MANHATTAN 3-Rm modern elev for 3-4 Rm elev apt Bklyn or Queens. FL 7-3455

PARK AVE. Excellent bldg, 6 rooms, 5 baths, unit \$233; want 7-10 rms, West to 86th, to \$250. TR 7-7500, Ext 46, Mon.

APARTMENTS UNFURNISHED—MANHATTAN APARTMENTS, THREE, FOUR, FIVE ROOMS SUTTON PLACE. Beautiful new bedroom, 3 baths, 16th floor, view river; \$5,000 year. PL 3- UPTOWN. Sublease 3 1/2 ventilation; new building

WASH HTS. 3 rooms, electric couple, modern conveniences, help supt. Referenced. WASHINGTON SQ (near) thru, large living room, space, 2 bedrooms, kitchen, double closets. Overlooking Central Park, Chelsea

MODERN 4-room garden apartment, Floral Park, L. I., 30 minutes from city. Exceptional conveniences. 4-6 rms, Manhattan up to 90th St. \$123 evenings after 9 o'clock

2 apartments, Brooklyn, 2 rms, and Riverside & 115th. Reasonable. For 3 1/2-4 or part house. \$1061 Times Downtown.

DOM. MODERN, ELEVATOR, \$61 for 5-6 Manhattan up to 86th. Write Raynor or See Supt. 501 W 184 St.

UNFURNISHED rooms, 2 bathrooms, attractive rent for 3 1/2. Fordham-Kingsbridge location preferred. RA 9-2524.

2 1/2 ROOMS, switchboard, near Washington Square, large 3-4 rooms, Manhattan

SWAP 6 rms, w/occupancy mid-downtown.

APARTMENT Apt 1st to 10th Interests 3 ST, 182 ern, \$85. 5 ST, 179 etc, all Supt. AL 4-

5TH ST. Apts to be occupied in the park, modern, 1 1/2 Rms \$150, 2 Rms from \$180. 4 Rms from \$250. Premises w/occupancy TR 9-

2-room modern apt, full bath, kitchen, \$125. Inq Supt. LARGE MODERN 1 1/2 nette, 4 closets; immediate. 3 after 5 P.M.

T GRAMERCY PARK 5-STORY BUILDING large living room, dining room, bay, full kitchen, \$125. Agent. GR 3-

320 W. Mod in new eves. Supt. m, kitchen, (bet mme 12-4 Mad Co., 14 1/2 St, 1st fl, complete kitchen, bedroom, bath, closets, immed, MU

56 ST Small 2 1/2 walk 58 ST, 449 W, New ern 1 1/2, \$75-80-\$1 58 ST, 134 W, 1 rm, aly apt bldg; 24 hr Reasonable rent. BOC

60'S, EAST Marvelous Value Magnificent View BRAND 2-ROOM ST

You'd never imagine a complete home could fit into a two-room apartment kitchen boasts the finest. Besides living room there's a bay, dressing room, mens' closets. For rent there's a full equipped garden, a sun deck, maid service and a garage—the premises.

ONLY \$150 MONTH Mr. Cuskey, Agent TR 9-2400

60'S EAST, FACING EAST RIVER New apartment; living room 13x23, kitchen, dining bay, dressing room, gallery, 4 closets; \$260 yearly including garage. Brett, Wyckoff, Potter, Hamilton, Inc. Yvonne A. Lumley EL 5-6000

APARTMENTS UNFURNISHED—MANHATTAN FOREST HILLS-COED MEYER SECTION EXCEPTIONAL OPPORTUNITY ONLY PROFESSIONAL UNIT IN NEW 400-FAMILY APT GROUP 5 1/2 RMS-2 OUTSIDE ENTRANCES Excellent layout for combined office-residence or to be shared by several professionals. Very attractive rental. Inspection invited. See Supt at premises.

LAKEVIEW APTS 111-22 66 AVE TW 7-7113

OR KRAHAM REALTY 124-30 QUEENS BLVD VI 9-3000

APARTMENTS OF ONE, TWO, OR THREE

67TH, 71 W, 1 1/2 rooms, \$95; 2 1/2 rooms, also 2 1/2-room garden apt, \$125; modern, incinerator, beautiful. Supt, TR 3-7873.

90TH, W. nr Drive, Cheerful 2 1/2, terrace, most attrac town house, \$115. EN 2-4578

91 ST (1386 Lex Ave). Studio apt, atrr lge liv rm, firepl, bath, mod kitchen-dette; remodeled bldg; \$100 up. AT 9-5822. 93 ST, 7 E. (OFF 5 AVE) APT AVAILABLE-DESIRABLE ADDRESS Cheerful 2 1/2 rms, tile bathroom, kitchenette, NEWLY REMODELED, \$135 mo lease. BOSWELL REALTY CORP Madison Ave (w/dkys 9-5), MU 9-0661

65 E. Several apts, fireplaces, walk-in closets, separate kitchen, pos. \$175 mo. ASSOCIATES, Inc. PL 5-3553

E. PROF & LIVING 1/2 to 4, or GR 3-6636

Charming 1 1/2, 2 1/2 from 9th. Seen 11 to 4 of GR. CO. 105 E 17th. GR 3-1051

TEL MARCO DOMESTIC

UNFURNISHED 2 bedroom, kitchen, pantry with mod equip. Immediate occupancy. 16 W. 2 1/2 \$115 month. W 96 ST (724 W) Modern, 1 1/2 room

218 ST (90 Park) Sublet 2 1/2 rooms lease, will decorate

FIFTH A Between 7th & 8th Mansion bet 1 1/2 & 2

Housekeeping Sun Deck-Ready October PEASE & ELLIMAN 660 Madison Ave. (60th St)

CLINTON ST, 150, 2-room also 3 available; up-to-date amenities. Refrigerators, gas stoves, \$175 per month. Call Monday, CA 4-97

GRAMERCY PK Vic. & other locations. 1 1/2-2 1/2 rooms. \$95 up. Also 3 1/2 room. ALBERT E. KELLY GR 3-4400

GRAND ST., 400 Living rm, bedrm, kitchenette, tile bath. All modern imp, \$80. Supt or SF 7-2960.

GREENWICH VILLAGE New elev bldg, 1-room Pullman kitchenette, bath & shower, \$85. Also 2 1/2 rooms, corner apt, \$135. 2-yr lease, 1 mo security. See Supt. 32 Downing St, Apt 1C. WA 4-97

ST, 815. Attractive 2 rms, all impvts, also furn.

3d Ave. 1 1/2 rms, modern, including utilities. room, new remodel, sublease from Sept.

rooms, walk-up; \$65. \$321

\$65

ave C

160

63 ST, 330 EAST 3 ROOMS, NEW BUILDING RHinelander 4-8946

63D EAST Live where your will look out on an ac Private Landscaped

3 ROOMS IDEALLY PLANNED COMPLETE LUXURIOUS C

The joy of moving into new apartment is accentuated by many unexpected inn. You'll be delighted with clous living room, large dely, the cheerful bedroom, luxurious bath. There's kitchen and plenty of room. Optional maid service and space are available.

A REAL VALUE A \$187.50 PER MO

Renting now for September Call TR 9-2400. Mr. Cuskey

65TH, 51 E. 4 modern, spact entire floor, cross-ventilatio after 11 A.M. Apt 1C. Phone 67 ST, 40 W. Co-op, fireproof, baths, wood-burning firep. \$7,600, maintenance \$95 mo.

68TH ST nr Central Park, 4 mediate possession. Quiet, large. Rental \$3,622.04 per a Elliman, 680 Madison Ave

Apartment Houses Manhattan and Br

GREENWICH VILLAGE, Cor story, 24 apts, 5 stores. r Price \$50,000. terms. 4c; all imp. 15 rms. Pos apt. Price \$21,000. terms. 5s & storp. 4/6s, all imp. Poss 6 rms. Fr. \$19,000. Casl PRESTO, 166 BLEEKER.

GREENWICH VILLAGE, B

APARTMENTS, THREE, FOUR, FIVE

87 ST W area. One 3-rm, also two 1 1/2-rm apts left vator building; immediate occupancy. 881-10 AVE. AT 57

60'S, EAST MANHATTAN HOUSE 65th to 66th St, 2d to

A new group of charming individual apartments with a delightful garden. LEASING FROM Occupancy in

ROOMS from 1 bedroom from 2 bedrooms

PAR es \$ tra \$ tra \$ 1th 1ly 1ouse

ment

mens wh

outstandi

electricity incl

R. C. A. master stem, Roof-top s

garden restaurant, g

building.

Visit Our Exhibition Apartment and be charmed by B. Alt

and Managed New York Life Insur Office. Premises-Open 223 East 65th Street

60'S, CENTRAL PARK 9TH FLOOR ON 4 rooms (co-op), living and 1 bedroom, facing LOW MONTHLY MAINTENANCE ATTRACTIVELY PRICED Sundays, 10-5. SG 4-Weekdays, 10-5. TR 4

60'S, E (5TH)-ATT (2 Bedrooms) Aug 1 C \$250 Month, Lease. WA

60'S (off 5th). Spacious 5 duplex, avail immediately; living; others, June Nelson, E

63 ST, 330 EAST 3 ROOMS, NEW BUILDING RHinelander 4-8946

63D EAST Live where your will look out on an ac Private Landscaped

3 ROOMS IDEALLY PLANNED COMPLETE LUXURIOUS C

The joy of moving into new apartment is accentuated by many unexpected inn. You'll be delighted with clous living room, large dely, the cheerful bedroom, luxurious bath. There's kitchen and plenty of room. Optional maid service and space are available.

A REAL VALUE A \$187.50 PER MO

Renting now for September Call TR 9-2400. Mr. Cuskey

65TH, 51 E. 4 modern, spact entire floor, cross-ventilatio after 11 A.M. Apt 1C. Phone 67 ST, 40 W. Co-op, fireproof, baths, wood-burning firep. \$7,600, maintenance \$95 mo.

68TH ST nr Central Park, 4 mediate possession. Quiet, large. Rental \$3,622.04 per a Elliman, 680 Madison Ave

Apartment Houses Manhattan and Br

GREENWICH VILLAGE, Cor story, 24 apts, 5 stores. r Price \$50,000. terms. 4c; all imp. 15 rms. Pos apt. Price \$21,000. terms. 5s & storp. 4/6s, all imp. Poss 6 rms. Fr. \$19,000. Casl PRESTO, 166 BLEEKER.

GREENWICH VILLAGE, B

THE CASE FOR BETTER HOUSING



SPACE for adequate living, strange to report, seems to be America's greatest need. The wealthiest nation in the world has built its living accommodations progressively smaller until, health authorities assert, inadequate housing has become a threat to mental and emotional health.

It seems timely to review standards of housing, to see especially if this trend toward spatial niggardliness might not be reversed. That is the basic purpose of this Building Types Study. While apartments — the chief offenders — are the primary concern of the study, it is impossible to limit the testimony strictly to multi-family dwellings. Indeed health authorities (next page) state that minimum standards "call for about double the space furnished in a great volume of recent speculative building."

It isn't as if the country couldn't afford it. It isn't merely the underprivileged who suffer in cramped rooms; indeed many slum buildings offer plenty of space — maybe that's why their occupants cling to them so stubbornly. Sad to relate, FHA standards for private construction are in many instances below the PHA minima for public housing — and the best of public housing projects are cited as too small, "by 25 per cent." The fact is that spatial inadequacy is a long-term trend, made only a little worse by high building costs and a rash of "608" apartments, or, incidentally, by current restrictions.

The subject is handled in the study in three separate texts:

1. SPACE is our great need in housing — a digest of a recent report, "Planning the Home for Occupancy," by the Committee on the Hygiene of Housing of the American Public Health Association. The report speaks quite positively on the need for bigger if not better housing.

2. We can afford it. Thomas S. Holden, president, F. W. Dodge Corp., shows that shelter costs have dropped, over 40 years, from 19 per cent of the family budget to 9½ per cent. Together, alcoholic drinks, tobacco and amusements take more of our cash than basic shelter.

3. How to achieve something better. Miles Colean, housing consultant, shows that this problem quickly settles down to getting along with the government, and tells how the architect with the new idea might expect to fare with the authorities, and how he should proceed.

It has been difficult to find apartment projects to match the objectives of this study. It is only recently that builders have been realizing to what extent the 608 buildings are facing obsolescence, and thinking of designs with long-term acceptance. Insurance companies always have thought in these terms, and one project (page 132) shows what some of their heaviest cogitation on apartment layouts has produced. Other projects show current moves in the direction.

Architects may well do some serious thinking on this whole matter of apartments *for people*. It may have been necessary to compromise with human requirements in a period of housing shortage. But that pressure is off. The next pressure is likely to be a new cry for space to turn around in, for privacy and peace and quiet, for some chance to get outdoors occasionally; in short, for better design. Architects should insist on some of their own kind of thinking, and, who knows, perhaps help save our sanity.

— Emerson Goble

ARCHITECTURAL RECORD'S BUILDING TYPES STUDY NUMBER 165

APARTMENTS

SPACE FOR LIVING, PLEASE!

Selected quotations from a pre-release of "Planning the Home for Occupancy," by the Committee on the Hygiene of Housing, American Public Health Association.

The problem of adequate space here discussed is the most vital challenge which our housing design of 1950 has to meet. During the past half-century, our progress in home sanitation, in heating and ventilation, in improved household equipment has been revolutionary. In the same period, however, we have been retrogressing in space provisions to an almost equally phenomenal extent. Normal and happy and fruitful family life is possible without modern plumbing and deep-freeze equipment. It is not possible without a reasonable modicum of space.

The most serious problem which confronts us is the trend toward reduction of the total space available to lower and lower levels. As one drives through the suburban areas where active building has taken place, it is often difficult to determine which is the house and which the garage.

The sense of inferiority due to living in a substandard home is a far more serious menace to the health of our children than all the insanitary plumbing in the United States.

It is not always clearly recognized that mental and emotional health is quite as important as physical health. The average community must provide almost as many hospital beds for mental and nervous diseases as for all other types of diseases taken together. It is believed that the same ratio holds for the minor emotional ills which, in some measure, handicap every family, in comparison with non-hospitalized

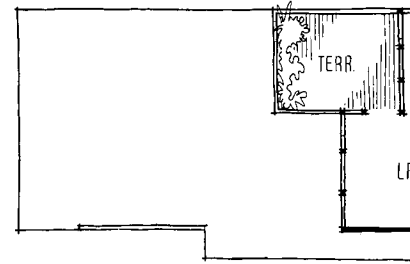
cases of diseases and defects of other types. The frustration which results from overcrowding, conflict between the desires and needs of various members of the family, fatigue due to the performance of household duties under unfavorable conditions — these are health menaces quite as serious as (if less obvious than) poorly heated rooms or stairs without railings.

The homes of America should be planned for the families which are to live in them, and one of the first conclusions to be drawn from our study is that this ideal has been far from realization. We have been deplorably hypnotized by the fact that the average family in the United States is made up of 3.6 persons.

We have computed total floor areas for those functions which we consider as fundamentally essential in most localities, if the objectives of healthful housing are to be attained. These basic totals are as follows:

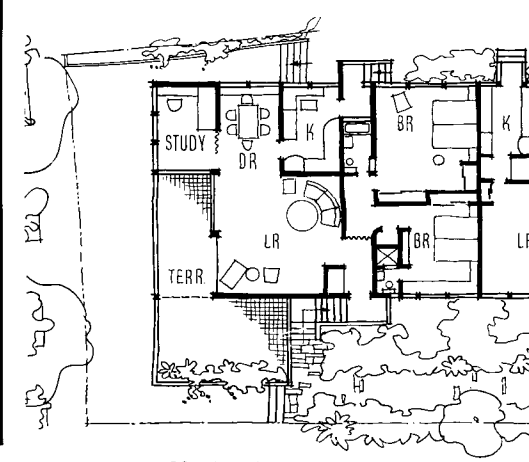

For one person	400 sq ft
For two persons	750 sq ft
For three persons	1000 sq ft
For four persons	1150 sq ft
For five persons	1400 sq ft
For six persons	1550 sq ft

The reader can check all our figures for himself and make such additions or subtractions as he may see fit. If our totals are even approximately justified, it is clear that a large part of the housing built during the past five years is inadequate in its space provisions. Our figures closely approximate actual practice in the high-income groups. They are about 25 per cent above the space provided in the better of our public housing projects. They call for about double the space furnished in a great volume of recent speculative building; and about double the space indicated in certain "Economy Houses," publicized by federal housing agencies.



SECOND FLOOR

Julius Shulman Photos

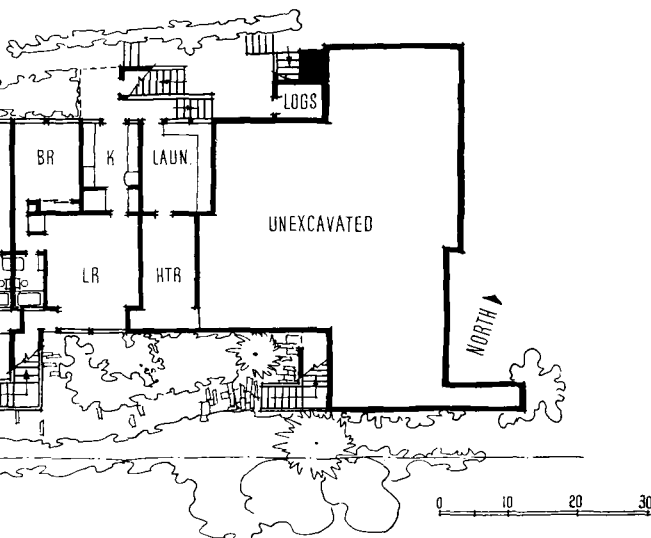

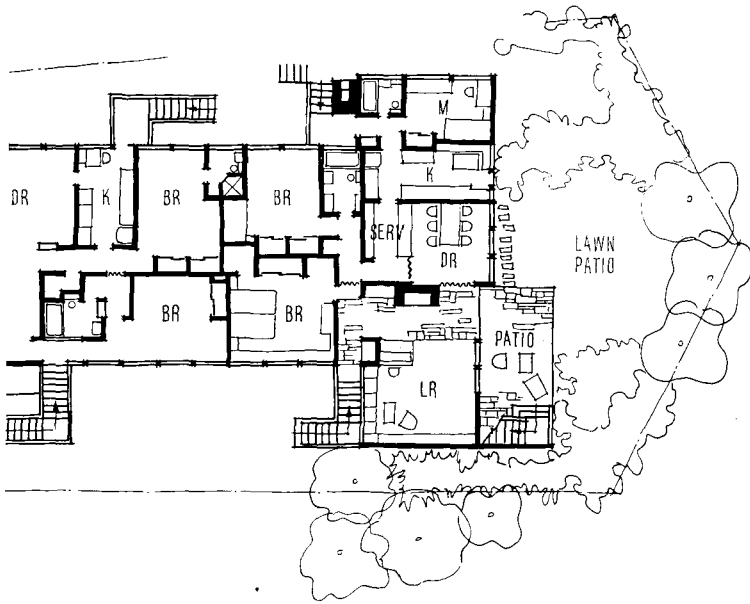


FIRST FLOOR


EL-KAY APARTMENTS

Westwood, Los Angeles



Richard J. Neutra, Architect



HERE is a deliberate attempt to give the rented building the qualities of the individual home. Firstly, said the program, the building must age inconspicuously (see Neutra's guest editorial, page 127) like the adjoining Kelton Apartments by the same architect. Secondly it should provide outdoor space, with foliage for both screening and view, and maximum size was to be allotted to living and social quarters, extending where possible into decks or patios. Stylistically the building was to please a diversified tenancy, without the earmarks of fashion and date. So here is an excellent example of a residential concept of apartment dwelling, nicely freed from the regimented aspect so generally associated with apartment house design.



In the owner's apartment the homelike character is especially evident. Fireplace separates living and dining space; living room opens through sliding glass doors, to patio



APARTMENTS BEYOND TOMORROW

Construction is a timber chassis with fire-resistant cement plaster. Large view windows of plate glass, steel sash, sliding doors, insulated roof. Many apartments have blond paneling of unselected birch; living areas are carpeted for the tenants

Julius Shulman Photos



Some apartments have outdoor living rooms in patios at ground level; others have elevated deck terraces as the hilly site was developed to utilize outdoor stairs as screens for little private gardens

PUTTING things about a city into orderly shape — and maintaining them so — can probably be studied in Copenhagen or Buenos Aires much better than, say, in Chicago, Los Angeles, Philadelphia, Detroit. Not only planning, designing and buildings, but *maintaining* a neighborhood on a planned and designed respectable level, is a matter of utmost significance for all holders of income property. Costly apartment construction requires above all this security of urban steadiness over a prolonged amortization period.

Income property in the Swedish, Brazilian, Argentinian cities, etc., has, during this last dozen years of world trouble, reached certain peaks of modernity and rational up-to-dateness, hardly yet matched by us, who, after the grand depression, were busy in a boom devoted to ammunition-making and shooting. Postwar development may possibly soon change the balance in our favor.

In these foreign cities there is a significant faith of the investors that to build rental property, and to build it of fine, lasting materials, according to a first rate design by a capable architect of vision, is in the long run of amortization the best investment.

The truly contemporary evolution of the rental apartment is recognized in South American, Italian, or Scandinavian cities, and in their economics and politics, as a natural and accepted fate for large portions of the metropolitan populations.

The shrinkage of the globe by vastly improved transportation and the moving about of civilized people — not only as tourists but for the temporary settlement in this or that city — of professionals, branch executives, university teachers, consultants, and a thousand others, all this calls for a natural correlate of transient and semi-permanent lodgings and apartments, in every thriving metropolis.

The influx of people from the outside, their proportionate percentage to the settled population, will accordingly rise way beyond our current imagining. And it is not simply a question of hotels in the more restricted sense of this word. The people of the future are no longer bound to spend all their lives after the fashion of their grandfathers, in the same village or on the same anchorage.

The next decade will witness a higher and a better-lasting type of dwelling, an apartment more refined in layout and appointments, more intelligently adjusted to present tastes and needs, and fitted into an intelligently improved zoning plan of our cities. Any temporary shortage, or sellers' market, is much briefer than the amortization period of a new structure. Whatever we now plan to build will have to stand up in a keen competition with what follows way beyond tomorrow.

Richard Neutra

CHART I

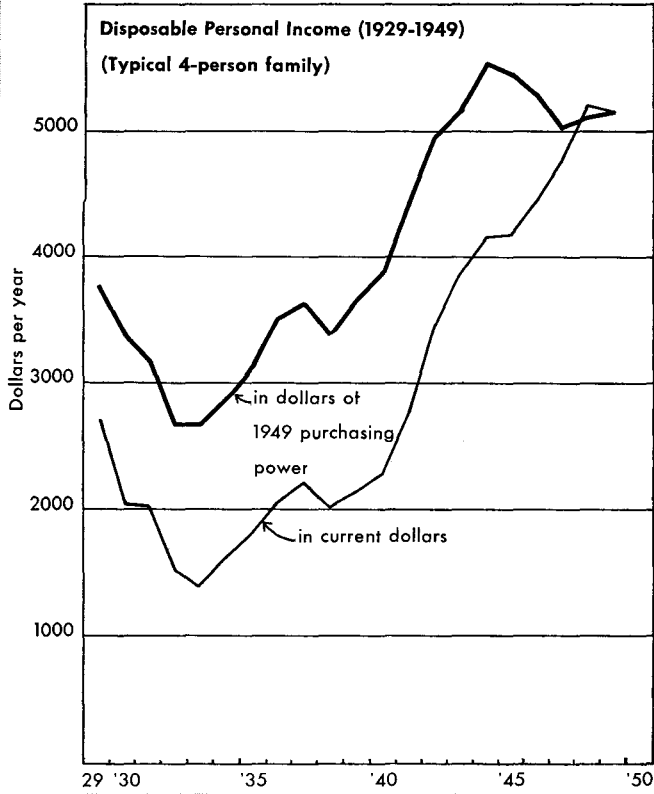
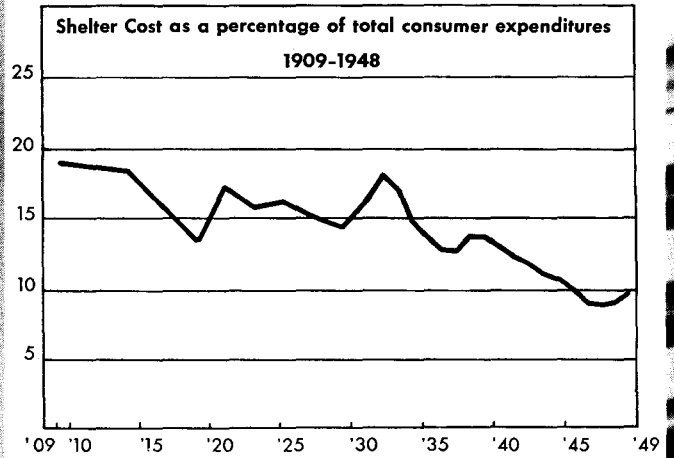


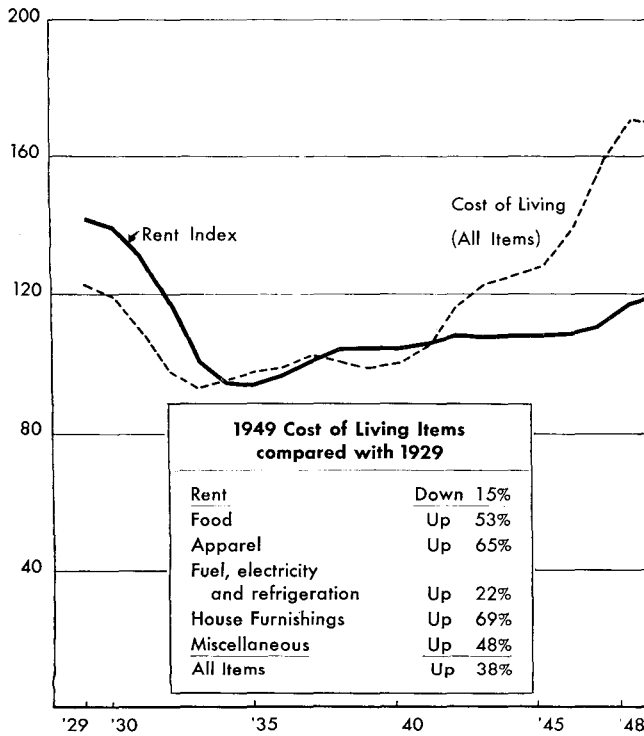
CHART III



Sources: Twentieth Century Fund, Department of Commerce

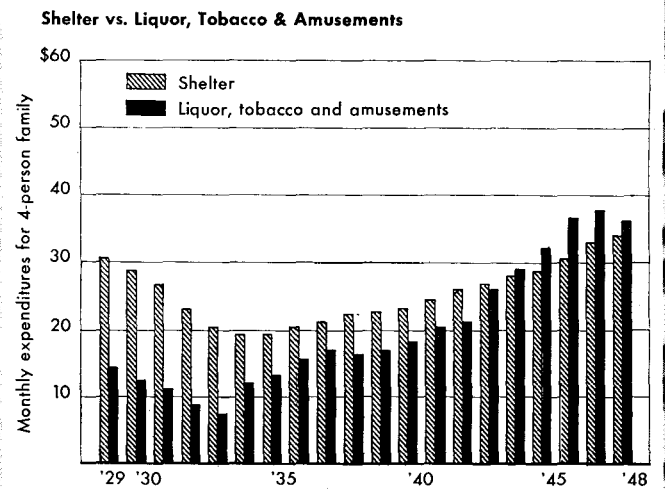
WE CAN AFFORD

CHART II



Source: U. S. Bureau of Labor Statistics

CHART IV



HUNDREDS of thousands, perhaps millions, of American families can afford better housing facilities than those they now occupy, if they choose to spend their money that way. Doubtless many of them will.

Postwar housing production has thus far emphasized new dwelling units in the lower cost brackets. Such emphasis has been entirely appropriate in a market dominated by the urgent needs of newly-wed veterans and their young families. However, in mid-March this year Ewan Clague, U. S. Commissioner of Labor Statistics, pointed out in a public statement that American families may be growing too fast and too large for the homes that are currently being built for them. For one thing, American families are producing more babies than they did fifteen and twenty years ago. Furthermore, babies have a way of growing up to be teen-agers with ever-increasing space demands. With continued prosperity many of today's young parents will enlarge their incomes as they and their children grow older.

These family trends should not only create demands for more rooms per dwelling unit but also for more generous dimensions per room.

BETTER HOUSING

By Thomas S. Holden, President

F. W. Dodge Corporation

For these and other reasons it is likely that the next great advance in the American standard of living will be in the direction of improved quality of housing accommodations. While such improvement has been real and continuous for at least a generation, it has not kept pace with the rapid rise that has taken place in other phases of American consumption.

Rising Personal Incomes

In the years 1948 and 1949 Americans had the largest aggregate of personal incomes in the history of the country. Over-all income accounts of those two years have been reported as follows by the Council of Economic Advisers to the President:

	1948	1949
Total personal income . . .	\$211,900,000,000	\$211,700,000,000
Direct taxes	21,107,000,000	18,800,000,000
Disposable personal income (take-home pay) .	\$190,793,000,000	\$192,900,000,000
Personal saving	12,005,000,000	14,400,000,000
Personal consumption expenditure	\$178,788,000,000	\$178,500,000,000

For figures as huge as these to be understood, they must somehow be reduced to the dimensions of everybody's personal experience in handling his own money.

For this purpose, the figures plotted in chart I represent the trend of yearly income of a typical four-person family from 1929 through 1949. The thin line of the chart shows how the income of the typical four-person family dropped from \$2512 in 1929 to \$1440 in 1933, and rose, almost but not quite continuously from \$1440 in 1933 to \$5172 in 1949. (A four-person family is today slightly larger than the statistical average of all U. S. families.)

The Rise in Living Standards

Everybody knows that the purchasing power of the dollar changes from time to time and that real income must be measured in terms of what the dollars will buy. Therefore it is necessary to show in the chart a second trend line (the heavy one) for which each year's income figure has been calculated in terms of 1949 dollars; in other words, the income figures of the years 1929-1948 have been inflated up to the purchasing power level of the 1949 dollar.

The chart shows that in 1949 the typical four-person family could buy 38 per cent more goods and services than in 1929 (a year of high prosperity), 96 per cent more than in 1933, over 33 per cent more than in 1940. This is a remarkable prosperity record.

Rising real incomes obviously mean command of more goods and services. Furthermore, a rising standard of living means that the average family pays out progressively less for the basic necessities, food, clothing and shelter, and has larger and larger margins for the purchase of other goods and services; the average American family today possesses many things formerly regarded as luxuries available only to the rich. When we observe the vast numbers of wage earners who ride daily to work in their own automobiles, we realize that, in our economy at least, the luxuries of bygone years have come to be necessities today.

The record of consumer expenditures shows that American families have been spending their enlarged incomes for vast quantities of optional goods, as well as accumulating enormous funds of savings.

Shelter Expenditures

Analysis of consumer expenditures, with particular reference to expenditures for shelter, reveals some striking facts and several curious paradoxes. Such analysis is afforded by statistical compilations and estimates of the Twentieth Century Fund ("America's Needs and Resources," published in 1947), of the Department of Commerce and other government agencies.

This analysis reveals the following facts:

1. Shelter cost today is the one and only major element in the cost of living indices that is actually lower than in previous eras of prosperity; it is very considerably lower.
2. Shelter cost has been declining, practically steadily, during the past forty years, measured as a per-

centage of total consumer expenditures.

3. Reduced shelter cost has contributed in a large way to the capacity of average American families to acquire many other goods and services that have greatly enhanced their material living standards.

4. In spite of the facts here stated, there has been a definite rise in the shelter standards of the average American family.

The first of the above statements is borne out by the trends since 1929 of the consumers' price index. This index is compiled by the U. S. Bureau of Labor Statistics; it represents prices paid by moderate income families in large cities. A curve showing the year-by-year trend of rents is compared with the composite curve representing all items that made up the cost of living. After the depression of the 1930's the cost of living as a whole rose much faster than rent.

In 1949, shelter rent was generally 15 per cent lower than in 1929, while all the other items were considerably higher than they were in 1929.

The declining role of shelter cost in total family budgets is shown in Chart III; this shows for each year since 1909 the percentage of total consumption expenditures that is represented by shelter cost. Shelter cost includes the totals of all rents paid by tenant families plus the total of all those expenditures of home-owning families which are equivalent to rent (mortgage interest, maintenance and repairs, real estate taxes, etc., etc.). These figures represent current month-by-month shelter expenditures, not capital investment in new housing.

As shown in Chart III, shelter cost represented 19 per cent of total consumer expenditures in 1909, 9½ per cent in 1949. The downward trend of shelter cost, as a percentage of total, was thus in evidence long before wartime rent control was instituted.

It has been nearly, if not quite, continuous. Apparent jumps in 1921 and 1932 did not represent actual increases in total shelter expenditures; they really represent the sudden drops in total consumption expenditures which took place in those depression years when incomes and commodity prices fell much more rapidly than rents declined. It always takes rents longer than other prices to get adjusted in a period of changing price levels.

It is obvious that as the nation's total annual shelter cost declined relative to income, rent savings enabled consumers to spend larger and larger proportions of their total incomes for other goods and services. It is possible to construct some estimates of the actual contributions of rent-saving to increased spending for other things.

For this purpose the year 1929, a year of high prosperity, is, arbitrarily perhaps, selected as a base year. Since that time rents for average families have declined, the number of families has increased considerably. In 1929, shelter cost represented one-seventh of total consumption expenditures. Applying these facts to the expenditure figures of 1948 and 1949, we get the following:

	1948	1949
Theoretical shelter cost (at 1929 standard of shelter expenditure, 1/7 of total) . . .	\$25,541,000,000	\$25,500,000,000
Estimated actual shelter cost	15,900,000,000	17,000,000,000
Saved, available for other goods and services	\$9,641,000,000	\$8,500,000,000

These figures may be considered as theoretical measures of the extent to which higher living standards have been realized by holding shelter expenditures down. Just what other things the American people have been buying with their increased incomes and their rent savings will appear further along in our story.

With regard to the fourth statement above, it can be shown statistically that, in spite of progressive reduction of rent as a percentage of total consumption budgets, there has been a general improvement in shelter standards. Here are the figures:

	1948	1949
Shelter expenditures (actual)	\$15,900,000,000	\$17,000,000,000
Expenditures required for shelter of 1929 standard . . .	11,421,000,000	12,426,000,000
Theoretical improvement . . .	\$4,479,000,000	\$4,574,000,000

American families in 1948 and 1949 spent more for basic shelter — spent from 35 to 40 per cent more — than they needed to spend for enjoyment of 1929 standard shelter, even though they spent much less for basic shelter cost in proportion to their incomes than they were obliged to spend in 1929. A majority could have afforded even larger shelter expenditures, if such had been their choice. It will be interesting to examine the record of what they actually spent their money for.

What Have American Families Been Buying?

The latest year for which consumption expenditures have thus far been estimated in great detail is 1948. Since total consumption expenditures of 1949 were almost the same as in 1948 and since the detailed pattern of expenditures was not widely different in the two years, the following summary is of timely interest.

It is to be noted that food expenditures, by far the biggest item in the vast majority of family budgets, is shown below under two separate headings. The reason for this is that our economy has not only been feeding more people at higher prices than in 1929, but has also been feeding them much better. By far the biggest change in the spending pattern between 1929 and 1948 was the big increase for diet improvement.

These astronomical figures present a statistical picture of the highest level of consumption ever attained by any nation. It is of particular interest to note how many items in 1948 exceeded the total cost of basic shelter. Notice, for example, that we spent more on alcoholic beverages, tobacco and amusements than on basic shelter.

**1948 Consumption Expenditures
(National Totals)**

Basic necessities:		
Food (at 1929 diet level).....	\$37,577,000,000	
Clothing and shoes...	19,977,000,000	
Shelter.....	15,902,000,000	
		\$73,456,000,000
Eating, drinking and enjoying life:		
Food (improvement over 1929 diet standard).....	\$15,358,000,000	
Alcoholic Beverages...	8,150,000,000	
Tobacco.....	4,147,000,000	
Amusements.....	3,946,000,000	
		\$31,601,000,000
Comforts and conveniences (durable goods):		
Household furnishings and appliances.....	\$9,881,000,000	
Transportation (cars, parts, etc.).....	8,171,000,000	
Recreation (boats, books, radios, sport goods).....	3,228,000,000	
Personal effects.....	2,239,000,000	
		\$23,519,000,000
Other non-durable goods and services:		
Care of clothing and person.....	\$4,828,000,000	
Household operation.....	14,519,000,000	
Medical care and death expense.....	7,818,000,000	
Personal business (insurance, etc.).....	7,042,000,000	
Transportation services.....	9,220,000,000	
Recreation.....	2,894,000,000	
Private education, religion, etc.....	3,891,000,000	
		\$50,212,000,000
TOTAL.....		\$178,788,000,000

From the composite picture of rising living standards that has been given in the table, we may conclude that:

1. Improvement in the quality of basic shelter has generally lagged behind improvements in other phases of consumption.

2. With further rises in real consumer income, demand for better quality houses and apartment suites is likely to increase tremendously.

3. The opportunity exists for architects, builders and publishers of home magazines to do a major selling job to educate the public on quality housing.

4. Manufacturers should recognize the sales potential that exists in the quality housing market and direct their consumer promotional efforts accordingly.

They Want More Spacious Living

Tangible evidence of increasing demand for housing above minimum economy standards is seen in the rising volume of single-family houses built on owners' order for owners' occupancy. In the 37 eastern states these increased from 50,305 in 1946 to 87,413 in the

year 1949. In the first four months of 1950 they numbered 34,999, compared with 20,404 in the first four months of 1949. This year's custom-built houses averaged 1530 square feet of floor space (exclusive of cellars and attics) compared with the 1111 square-foot average for the houses started by operative builders.

It is thus seen that the market for custom-built houses and the quality products that go into them is already definitely on the upswing. It seems likely to continue well beyond the time when the market for economy houses reaches saturation.

City apartments, to compete with the attractions of spacious suburban living, will be obliged to adopt more generous floor plans, more convenient space arrangements, more outside open space.

General upgrading of quality will involve dwelling-unit costs higher than the costs of economy houses. However, the quality dwelling units will have to represent sound values for whatever price tags they carry.

Current price levels have been accepted by the home-buying public as reasonable postwar value for postwar dollars ever since mid-1949. At any rate, more people have been buying new houses and ordering custom-built houses since that time than in any similar period in the past. Unless construction costs rise substantially above current levels, cost should not prove a deterrent to expansion of the quality housing market.

Savings and mortgage credit are in ample supply. The Securities and Exchange Commission reported that, as of December 31, 1949, individuals in this country held total savings amounting to \$307,000,000,000, of which \$211,000,000,000 consisted of cash, bank deposits, government securities and equities in savings and loan societies. That should be ample for down payments on quite a number of quality houses.

Educate the Public on Housing Quality

Here is a marvelous opportunity for architects. They will not only be called upon to create new and original designs for the houses and the apartments of the future. They will also have a chance to educate their clients and the public as to the paramount importance of space and space arrangement in architectural design; they have the opportunity to define, in the language of today, just what constitutes a quality house or a quality apartment suite. A public which has been predominantly style conscious is becoming space conscious.

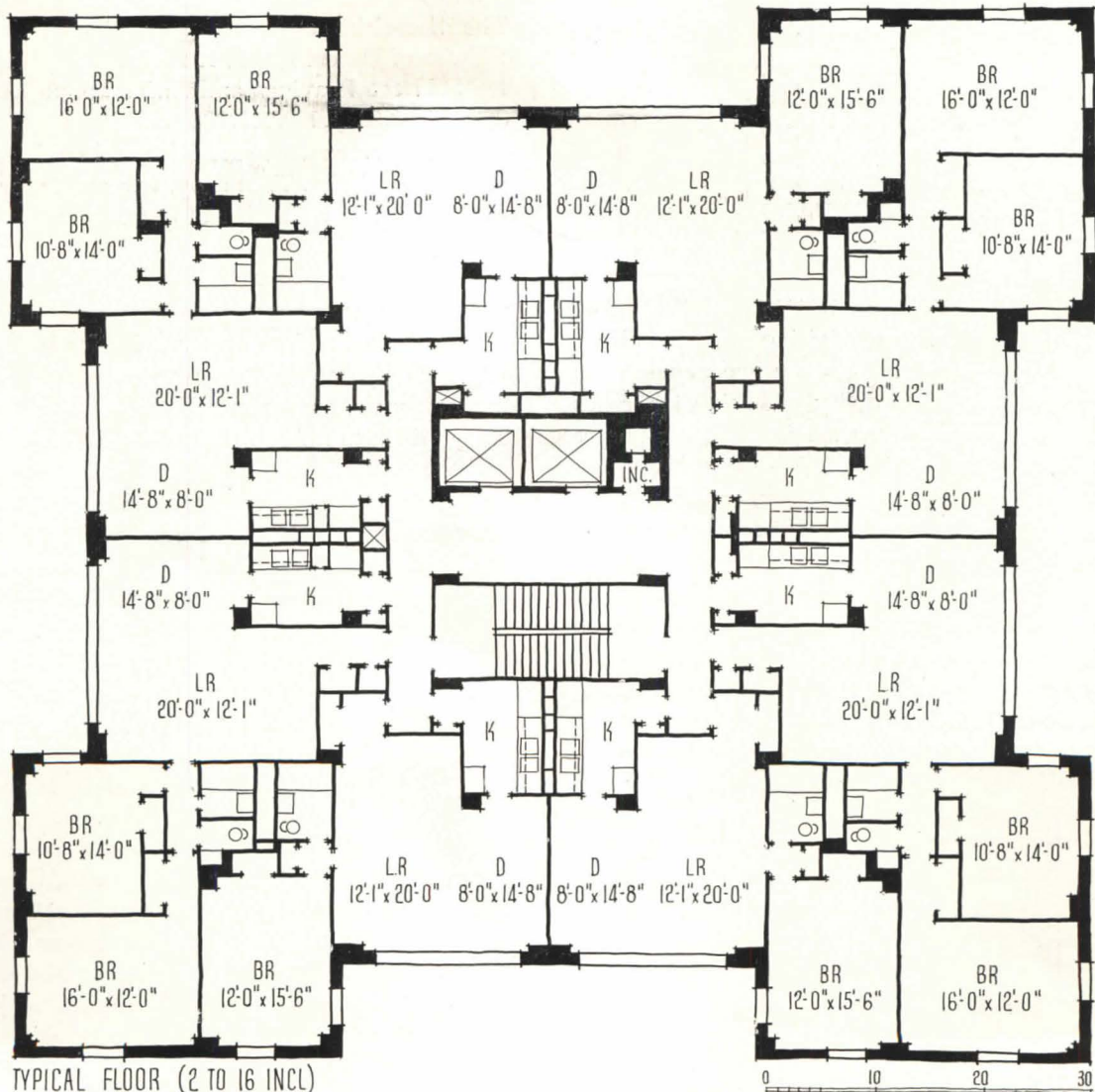
Ultimate purpose of high productivity in the national economy is improvement of the living standards of the people: material, cultural, spiritual. While other aspects of consumption will go on rising with continued prosperity, there is no more important or more promising field for sound future development than quality housing. It is a field of development requiring no new financing machinery, no government aid, no anything but continuous effort to ascertain the kind of living American families want and continuous education of these families as to the structural, spatial and esthetic characteristics of the housing of their heart's desire.



FORDHAM

Bronx, N. Y.

Thomas Airviews Photo



HILL APARTMENTS

Leonard Schultze and Associates, Architects

ALL TOO rare, in recent years of federalized apartment planning, are projects conceived like Fordham Hill. This huge apartment development was chosen for presentation here as a current example of long-term investment of life insurance funds, planned without much concern over current excitements, either economic or stylistic, but representing the collective opinion of an imposing aggregation of planners all looking toward the future. The owners (Equitable Life Assurance Society), the architects (Leonard Schultze & Associates), the consultants (City Investing Company) and the builders (Starrett Bros. and Eken) all got into discussions of such questions as tall vs. low buildings, inside or outside kitchens, trying to chart the course of apartment living in the years ahead.

There will undoubtedly be lifted eyebrows over the concept of nine 16-story buildings housing 1118 families on a single site. Advocate of the height was Robert W. Dowling (City Investing) who can't abide the idea of spending one's hard-earned leisure in commuting to the country.

The fact is that Fordham Hill splits the difference; it is in the Bronx, a short commuting ride by subway or train from the city. It is out of the canyons of Manhattan, where views from the upper stories include the rivers, the Sound, the Palisades. There is another reason for the height — distant views dispel the ground-level sense of congestion.


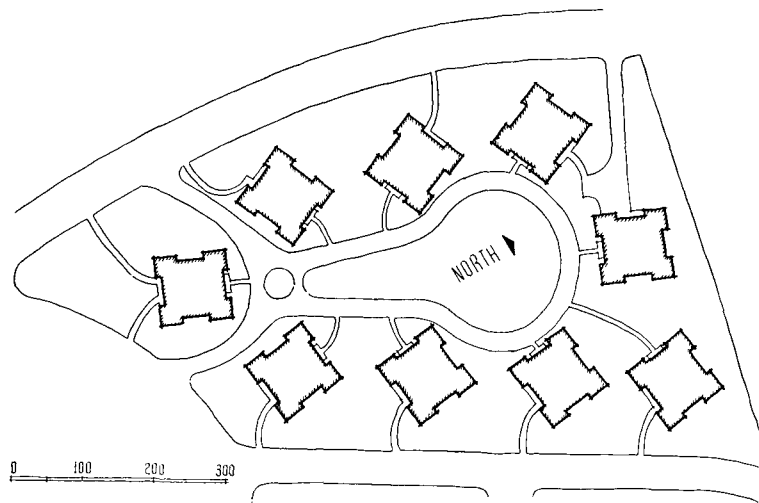
Cost is a cogent argument for height. Land cost, to be sure, in the large city. But more significantly, the long-term cost of maintenance. Metropolitan Life is said, for example, to find operating costs 25 per cent higher in low buildings than in high. That is why Parkmerced, at San Francisco, is being finished with high buildings after being started with low ones.


Another major decision at Fordham Hill was to use the interior kitchen. Starting with the fact that frozen foods and such have freed the housewife from long hours in the kitchen, Fordham Hill uses the inside kitchen, mechanically ventilated, to open a wide combination of living and dining space to views through extensive windows. The ventilation flow, it is pointed out also, is in the right direction; kitchen fans pull outside air into the apartment, into the kitchen, and up the stack. With an outside kitchen, any ventilation is likely to pull kitchen odors into the apartment.

Beyond that Fordham Hill's rooms are of generous proportion — quite large for mass housing. This is one of its best assurances of continued popularity through the years.




Joseph Molitor Photos






Fordham Hill represents the high-building concept of apartment planning — save cost and commuting time for tenants, make the development large enough to establish its own neighborhood, bring the gardens and playgrounds to the city dweller, don't send the people out to the gardens. Large rooms and wide windows, high in air, open apartments to distant views





Joseph Molitor Photos



The interior kitchen has its share in the opening of apartments to views; it permits a wide combination of living and dining space, with a long strip of windows. The rooms are of generous size in the first place, and with the linear arrangement of added dining space along the outer wall, the living area becomes something really spacious. Buildings are oriented on the site so that one does not block views from another; fortunately there are good scenic possibilities in several different directions





WORKING WITH WASHINGTON ON HOUSING

Joseph Molitor Photo

By Miles L. Colean

Housing Consultant

DURING 1949 about 70 per cent of the multifamily building in the United States resulted either from government insured financing through the Federal Housing Administration or through direct government public housing operations, mainly under state authorizations. In 1950 and 1951 the proportion of housing built under government stimulus will be as great, although in the latter year there may be some shift in the balance between public and private work, as the FHA sponsored boom in efficiency apartments slackens off and the revival of federal public housing activity gets under way.

The architect who wishes to be a sought-after apartment designer must, consequently, become a specialist in interpreting the government formulas. This skill is equally as important as that required to wend his way through the local building code with the minimum of casualty to his design. It is probably even more important, for not only the design but the very possibility of the job coming to life at all may depend upon a thorough knowledge of the technical requirements, financial limitations, and operating procedures of the federal agencies involved — and, by no means to be neglected, the personalities in those agencies.

The character of the federal housing activity is at once so manifold and so intricate that it will not be possible to supply here *An Architect's Guide to Operations and Public Relations with Government Agencies*, although a compendium of that title might have considerable usefulness — if, as seems doubtful, it could be kept up-to-date. Nor is it likely that any one architectural firm will find it feasible to become expert in all the federal programs. What will be attempted here is a description of the federal operation with particular reference to the current possibilities, together with some suggestions to aid the architect in achieving expertness in the operations of the agencies he may choose to work with, and in keeping up-to-date with the variations and unpredictable changes in formula and policy.

What Program to Pick?

What does the architect who is interested in rental housing do first? He does not — unless he dwells in a dream world — sit and expect a job to light full blown upon his drafting board. Instead he makes up his mind

as to what type of activity he wishes to devote himself, and he then proceeds to learn more about it than the possible client. He will recognize early that, whether this ultimate client is to be a private individual or a public body, he will have to live with government all the way.

The federal agencies with which he will deal are grouped under the general direction of the *Housing and Home Finance Agency*. The extent of the control of the super agency over the sub-agencies may as well remain a mystery to the architect. So far as his particular jobs are concerned, it is safe to say that the HHFA will intervene neither to help nor to hurt. To him it is non-existent. His concern is with what are referred to as the "constituent agencies," of which, for rental housing, there are two.

If the architect is interested in public rental housing, he needs to know about the workings of the *Public Housing Administration* (PHA) and the extent to which his ingenuity may be cramped by its standards and preconceptions. If he proposes to concern himself with what is still spoken of as private rental housing, he will have to adapt himself to the requirements of the *Federal Housing Administration* (FHA), which are numerous, complicated, and baffling.

The Public Housing Agency has but one general procedure, as described below; but in this year's FHA rental housing package, there are a number of programs from which to choose. First, there is what may be called ordinary rental housing — that is, a project consisting of dwelling units to rent, as apartments always have been rented, and financed by an insured mortgage loan made by a private lending institution. This type is commonly referred to as *Section 207 housing*, after the part of Title II of the National Housing Act which authorizes this activity.

Second, there is *Section 213 housing*, which is housing for cooperative associations and other non-profit organizations, financed in the same manner as *Section 207 housing*.

Then we have "yield insurance" housing, authorized under Title VII of the National Housing Act, which differs from *Section 207 housing* mainly in that, instead of insuring a mortgage loan, the FHA in this case insures a minimum yield on the owner's 100 per cent equity investment.

Finally, there is *military housing*, which is similar to

Section 207 housing with special variations permitting it to be erected on government-owned land on military posts and rented to military personnel. This type is authorized under Title VIII of the National Housing Act, and it involves dealing with one or another of the units of the Department of Defense as well as with FHA.

There are thus five main types of activity to choose from, distinguished by method of financing and operating agency.

How the Architect Functions on Public Housing

Although new public housing is likely to run no more than 5 per cent of total new dwelling units started this year, this low figure fully reveals neither the future importance of this work nor the volume of architectural jobs now being given out. In this article, state public housing programs will not be discussed. Here, public housing means solely construction done under the system of federal loans and subsidies provided in the Housing Act of 1949. Under this system, the federal government, through the Public Housing Administration, hopes to stimulate the building of 810,000 units over a 6-year period.

Besides providing financing for the operation, PHA also sets standards for the design and construction of projects, determines schedules of architectural fees, and reserves the right of approval of selected architects and of all plans and specifications. Maximum cost limits are established in the law. These are \$1750 per room with an additional allowance of \$750 a room where the PHA Commissioner finds local cost conditions to warrant an increase. Since the cost limit applies only to the construction of buildings and does not include cost of land, land improvement, and utilities, it will be readily noted that the limitation is more generous than that allowed for FHA work. A glance at the PHA publication, *Minimum Physical Standards and Criteria* (Dec. 13, 1949),¹ reveals also that the planning minima for public housing are markedly above the FHA minima.

Thus given a generous cost limit and, in effect, compelled to provide housing of a higher quality than the cold economics of an FHA deal will often permit, the architect may find more scope for his talent in public housing work than in the more restrictive private work. He should, however, recognize that public housing is a special sort of thing, with mysteries unknown to the uninitiated. Part of these can be learned from a careful reading of PHA standards and bulletins. Probably a more important part of the architect's orientation, however, will come from acquaintanceship with local housing authority officials and from participating in the

activities of local housing and planning committees, councils, associations, and so forth. The architect should also be familiar with early public housing work, but since this is now being widely criticized, even in inner circles, as too "institutional," he is forewarned not to pick his models blindly.

The client in all cases is the *local housing authority*, an instrumentality usually either of a municipal or a county government. The authority develops the program, determines the characteristics of the project, determines the fee (according to the PHA schedule), signs the architect's contract. Although practically everything that the authority does must be approved by the PHA field office, and although the authority may authorize the architect to deal directly with the PHA on its behalf, it is essential to recognize that the architect's responsibility is solely to the authority. He cannot take an appeal from the authority to the PHA on a matter of planning any more than he would attempt to persuade a government agency to influence or coerce any other kind of client.

PHA gives the appearance of being more receptive to new ideas than is the case with FHA. Moreover, its standards appear to be both broad and flexible enough to give the architect considerable leeway in exercising imagination and ingenuity. Nevertheless, the new idea, even though it conforms to local ordinances, may run into difficulty. In the first place, local authorities tend to be conservative. If the innovation is acceptable there, it may still be rejected by the PHA field office as invoking an unwarrantable risk of public money (if for no other reason). If sufficiently concerned, the local authority can take an appeal from the PHA field office to the PHA in Washington, where it is likely to be confronted with a courteous skepticism. Proof of performance (usually more than provided by laboratory data or engineering opinion) will be required. In any such case, therefore, the architect must be prepared to support his own convictions with convincing evidence.

One more point on getting a public housing job. Generally speaking, local architects will be favored. Nevertheless, a "foreign" architect with know-how and a talent for salesmanship may have an advantage over the local man, particularly in the smaller places — and a very large number of the new projects are located in towns of 25,000 or less. One alert architect in the Middle West is reported to have garnered about 30 projects.

Some Advice on Dealing with FHA

FHA operates on a decentralized basis. Great powers have been delegated to officials of state and district offices; and appeals from their decisions are apparently designed to be tedious and frustrating. Actually no regularized appeals system exists. A local office may, if it chooses, refer a disputed question to Washington. But it doesn't have to, and the applicant can't force it. Moreover, even on referral, the Washington office

¹This document is an essential part of the equipment of the architect interested in this class of work. Available also on request from the Public Housing Administration, Longfellow Building, Washington, D. C., are a series of advisory bulletins (LR 3 to LR 10 inclusive, including all parts thereof) on site planning and engineering, structural design, materials, methods, architectural planning and design, and other subjects of vital interest to participating architects.

will simply recommend; it will not, except in flagrant cases of capriciousness, coerce the local office.

The wise architect will know both the officials with whom he must deal and the requirements he must meet. The state or district director is the nominal head of the office, and, in many instances, he is the real head. In other offices, the chief underwriter, who is in direct charge of the processing of cases, is practically independent in his decisions. These delicate situations the architect must comprehend at the outset if he is to win friends and influence people. Other officials with whose powers and personalities he should be familiar are the chief valuator and the chief architect. Any one of this quartet may be in a position to block or advance the proposal; and upon their interpretations of the requirements hang all the law and the prophets.

The basic limitations affecting project development are given in the regulations summarized below. Equally important are the standards and requirements for land layout, design, and structure. Many of these will vary to meet conditions and prejudices in each locality and may be best learned through consultations with the local officials. Moreover, since changes in requirements are frequently and sometimes suddenly made, it is well to review the whole situation at the outset of each project and, if the early stages of planning are protracted, to re-review them from time to time as work progresses. FHA officials are usually extremely courteous and are willing to hold preliminary, informal discussions in order to make clear their views and requirements.

At the same time, it must be recognized that with most — though by no means all — FHA offices, the way of the innovator is hard. The safest course is to conform to the pattern of projects already approved. FHA takes the position that, as insurer of the mortgage, it has no right to risk government funds on untried methods or arrangements, and that the experiment should be made elsewhere. This may be a plausible argument, but, considering the virtual monopoly FHA has on the financing of rental property, the result may be a serious deterrent to technological progress.

The innovator must expect to present a complete documentation of his case, including reports of special tests or evidences of successful use and market acceptance. He must expect delay, demands for additional evidence, etc. He should avoid, if he can, a referral to Washington. This action is as apt as not to be the coup-de-grace of a new idea. The Washington office may prove to be more intransigent than the local; and the tendency in any case will be to uphold the local decision except where it is plainly at variance with a previous top-office ruling. Unless the architect is confident the latter is the case, or unless the matter is of such vital importance to the job that it warrants costly negotiations, he had better make the best compromise he can with the local office.

In spite of the odds to the contrary, innovations do win approval. Where this has happened it has usually been a combination of a good idea, supported by tests, experience, or authoritative opinion, and accompanied

by the patience to persevere until either the opposition is exhausted or a sympathetic official has been found who will help the proposal along its thorny path.

Getting Back to Section 207 Housing

This activity is, in a sense, a revival of FHA's prewar rental housing operation. Many architects will be familiar with *Section 608 housing* — the kind of rental housing to which FHA was devoted during and after the late war. Because the financing appeared to give the builder-borrower too lush a deal and because the formula in its final manifestation led to what many fear to be a surplus of efficiency apartments, FHA wearied of 608 and participated willingly in its demise in the spring of 1950. Although much of 1950's rental housing will be of the 608 type because of the large volume of outstanding commitments, no new applications can be considered. We are back to Section 207 — but with major differences from its prewar aspects.

This new Section 207 (enacted in April, 1950) states its objective very plainly: "The insurance of mortgages under this section is intended to facilitate particularly the production of rental accommodations, at reasonable rents, of design and size suitable for family living." And again, the FHA Commissioner is specifically instructed to "direct the benefits of mortgage insurance hereunder primarily to those projects which make adequate provision for families with children, and in which every effort is made to achieve moderate rental charges." In other words, don't come in with a proposal for anything remotely resembling an apartment hotel or efficiency apartment building.

The Section 207 client may be: (1) a public authority, or a limited dividend, redevelopment, or housing corporation regulated by federal or state law, or by the regulations of state banking and insurance departments, as to rents, dividends, etc.; or (2) a special type of private corporation the operations of which are regulated by FHA according to a contract entered into at the time the project is financed.

Although the first type of client may obtain a maximum mortgage of \$50 million as against \$5 million for the second type, there have been few FHA projects owned by public or quasi-public instrumentalities. The pursuit of this type of operation is not likely to prove fruitful. The second class of client is usual, for although the procedure involved is still complex it is apt to be simpler than that in the first case. Even the \$5 million limit is no disadvantage, since FHA will obligingly allow a more costly project to be financed with one or more mortgages, the amount of any one of which does not exceed \$5 million.

There is some easing of terms under the new arrangement. Under Section 608, loans were customarily written for 32 years and 7 months at 4 per cent interest, resulting in a monthly payment of about \$4.58 per thousand. Now the maximum term is set at 40 years which, at the same interest rate, reduces the monthly payment to \$4.03 per thousand. The mortgage insurance pre-

mium, at $\frac{1}{2}$ per cent per year, is, of course, in addition.

From this point on, however, the architect who has been familiar with a 608 operation will at once recognize that he is up against a far more difficult task in designing structures that will yield the builder the amount of profit to which he has become accustomed. Here is the tough part of the new formula (and it is a good deal *tougher* than the 90 per cent of cost, \$8100 per unit formula of Section 608):

1. No insured mortgage loan may exceed the Commissioner's estimate of the cost of the completed physical improvements.

2. Nor may the loan exceed 90 per cent of the first \$7000 of value per dwelling unit (land and improvements) and 60 per cent of the amount of value between \$7000 and \$10,000. No allowance apparently can be made for value over this amount.

3. Finally, no insured loan may exceed \$7200 per dwelling unit for a unit of less than $4\frac{1}{2}$ rooms and \$8100 for a dwelling unit of $4\frac{1}{2}$ or more rooms, for the part of the project attributable to dwelling use.

An examination of this formula indicates that a maximum valuation of \$10,000 for a $4\frac{1}{2}$ room or larger unit would permit a maximum mortgage of 81 per cent of value. The maximum valuation to which the formula would apply to a less than $4\frac{1}{2}$ room unit would result in a maximum mortgage of a little less than 85 per cent of value. In spite of the policy declaration quoted above, the formula still favors the small unit, and a project heavily loaded with one-bedroom units would, on the face of it, appear to get a much better break than a project composed mainly of larger units. The simplicity of this analysis is marred, however, by supplementary rules issued from time to time by the national and local offices, restricting the size, type, and rental level of projects that will be accepted for examination. This contingency is one of the very important reasons for knowing local FHA officials and keeping in touch with them at all stages of the transaction. Important also is a knowledge of the more detailed features of the formula such as assumed vacancy ratio, dividend limits, required reserves, "prevailing wage" payments on construction, etc. — all of which should be thoroughly discussed before embarking on any job on a contingent basis.

Much will depend on the way in which the FHA offices will appraise costs under the new formula, particularly for small units, and on the proportion of small units that they will permit in a project. In any case, it is doubtful that the new arrangements will often result in mortgage loans large enough to cover the whole outlay. Usually the builder will have to leave, as equity in the deal, the investment in land and probably all or a good part of the architect's and builder's estimated fees, or their equivalent in cash.

The method of organizing and initiating a Section 207 project remains as of old. A builder and architect get together, obtain a piece of land (often on option), get the site and the general details tentatively approved by the local FHA office, prepare plans, find a lender,

make application for loan insurance, follow through the tedious processing routine, argue over the proffered loan amount, and, if everything goes well, close the transaction and start to build. The arrangements between the architect and the builder are their own concern and do not necessarily conform to the amount of architectural fees (5 per cent of building cost including allowable builder's fee of 5 per cent) stipulated in the application form. The architect is entirely free to accept a fee in cash or stock, to have any type of participation in the deal that he may desire or be able to wangle from his associates, or to be the principal himself and hire a builder.

Section 213 Cooperative Housing

This is the new cooperative housing feature provided in the 1950 legislation. The basic patterns resemble those of Section 207 except as to the characteristics of the owning corporation. For multifamily structures financed under this section², the owner must be "a non-profit cooperative ownership housing corporation, or non-profit cooperative housing trust, the permanent occupancy of the dwellings of which is restricted to members of such corporation or beneficiaries of such trust."

The insured mortgage loan in this case may not exceed \$5 million, or \$8100 per dwelling unit or \$1800 per room (as the Commissioner may think better) for the part of the project attributable to dwelling use, and also must not exceed 90 per cent of the Commissioner's estimate of *replacement cost*. If at least 65 per cent of the cooperative's members are veterans, then the limits can be raised to \$8550 per dwelling unit, \$1900 per room, and 95 per cent of replacement cost. Where the veteran ratio is below 65 per cent, an adjustment is made between the two sets of limits to give to veterans' groups the benefit of the more generous terms.

The standards of design and construction are the same as for Section 207 work, and the processing procedures are the same. The problem of innovations in design may be easier to surmount than with Section 207 because of roving teams of experts from the Washington office who are authorized to give technical assistance to cooperatives and who, presumably, have sufficient authority to see that their recommendations are accepted by the local underwriters.

Nevertheless the architect should be warned that some offices may at first be cool to this program with all that this can mean in impediment and delay. Any such manifestations should be reported to the cooperative division in the Washington office.

FHA makes clear that it will deal only with a bona fide cooperative, 90 per cent of the full membership of which must be signed up before an application will be formally received and processed. Anything resembling a speculative promotion, if it can be discovered,

² This section also provides for temporary cooperatives, existing only for the purpose of building single family homes for their members, which on completion are transferred to individual fee ownership.

will be frowned upon. At the same time, since it is recognized that some local promotional and organizational work is essential, an allowance of 3 per cent of the development cost for this purpose may be included in the cost calculation. If any of this work is done by the architect in addition to his usual services, he may arrange to receive remuneration from this allowance.

Getting a job for a Section 213 project is a less direct procedure than with Section 207. Familiarity with both FHA and cooperative procedures will be essential. Ability to get in on the organizing stage, to explain the possibilities and the procedures to a nucleus of a cooperative group, to arrange preliminary talks with FHA officials, should help in nailing down a potential job. One good method will be to make an arrangement with leaders of a local labor union having a large, stable, and cohesive membership. Veterans' groups offer another promising source of clients. The arrangement in any case may be for architectural services only or, in combination with a builder, for both design and construction. However, let the architect avoid the well-meaning, inexperienced, cooperative-smitten, leaderless group unless the funds for his services are first put in escrow.

"Yield Insurance" Housing

The Housing Act of 1948 gave to FHA a new Title VII providing for the insurance of the yield on a 100 per cent equity investment (in contrast with the insurance of a mortgage). This complicated measure was designed to be of interest to insurance companies and other institutional investors. To date the expected interest has not been manifested. The architect, therefore, is not likely to find the exploration of this feature to be fruitful.

Military Housing — The Wherry Act

The Wherry Act of 1949 added a new Title VIII to the National Housing Act which permitted the armed services to grant leases of government-owned land or military installations to builders and authorized the FHA to insure mortgages built on such leaseholds. Due to operational complexities, which slowed up the program, amendments enacted in 1950 resulted in the procedure described below, which is now in force:

Determinations of housing need and eligibility for insured financing will be made by the Corps of Engineers (for Army and Air Force posts) and by the Bureau of Yards and Docks (for the Navy) in consultation with the local FHA insuring offices. Having determined upon the general characteristics of a project, the military agency (CE or YD) will select an architect-engineer to prepare all plans and specifications. "The FHA insuring office will be requested to furnish the military field office with a list of qualified local architects having experience in FHA rental housing." So read the instructions issued by the Department of Defense. FHA, however, is emphatic in stating that this simply means


the transmittal of a list and not in any sense the making of recommendations. Nevertheless, an architect interested in this program should be well known, or should make himself well known, to the local FHA people. He had better also be known to the military authorities where housing is likely to be built, since the selection does not have to be from the FHA list. Note particularly that, under present rules, the selection is made by the military authorities in the field. So far as can be learned, it will do no good to try to work on the officers in Washington.

Having got the assignment, the selected architect-engineer proceeds to develop his presentation in the same way that he would for a Section 207 project, except that he must work to the rental limits and other requirements laid down for the particular project. The architect's fee will be negotiated with the military agency, payment will be made to him by the military agency, and his services presumably are ended when his drawings, specifications, and estimates have been processed and approved by FHA (as evidenced by the issuance of an Appraisal and Eligibility Statement) and then accepted by the military agency. The agency then asks for bids from builders, the selected builder assuming the position of an FHA sponsor. From the architect's angle, the whole process is comparable to any other architectural work for the armed forces rather than to a normal FHA operation. The distinction is in the required familiarity with FHA operations and the necessity for satisfying the military client at the same time as meeting FHA standards and requirements.

A Few Final Admonitions

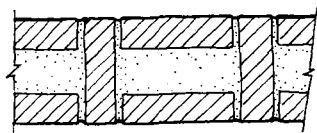
Protracted though it may seem, the above is a brief go-over of the ways in which the federal government affects the craft of the rental housing architect. There is still much more to learn. Much of it cannot be given in a general statement because of numerous variations among the local authorities and branch agencies with which he must deal. Much of it can be learned only from experience.

However, the task of learning will be worth-while, for a large share of potential future business lies under the direction or influence of the federal agencies. To be successful, the architect must be much more than a competent designer and construction specialist. He must be a diplomatist, a financial counselor, and enough of a market analyst and social scientist to out-expert the official experts, if necessary. If he is to do more than a routine job, he must have tact, courage, understanding, and patience to deal with the inertias and protective devices of officialdom. He should seek to command respect for his own knowledge and to gain his ends by persuasion if at first they are at variance with the official pattern. The use of "influence" in most cases will be futile. The road may sometimes be hard and the way intricate, but, because this is so, those architects who master the procedure have obtained a valuable asset.

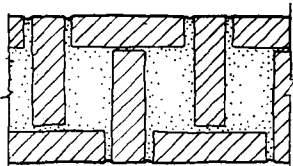


Hedrich-Blessing Photos

8-in. wall, upper stories



10½-in. wall, first story



Unique reinforced rowlock brick construction pioneered by Holsman, Holsman, Klekamp & Taylor at Lunt-Lake Apartments. Every other brick is set in rowlock fashion as a wall tie. Wall is reinforced with two ½-in. vertical rods 24 in o.c. and two ¾-in. horizontal rods in every third course; then wall is made monolithic by pouring grout to fill interstices. This system is said to have saved cost and erection time, by permitting a third more wall area to be laid up per mason-day. The wall is both load-bearing and curtain, saves exterior columns and spandrels

LUNT-LAKE APARTMENTS, CHICAGO

Pace Associates

Holsman, Holsman, Klekamp & Taylor

Frank J. Kornacker

Associated Architects and Engineers




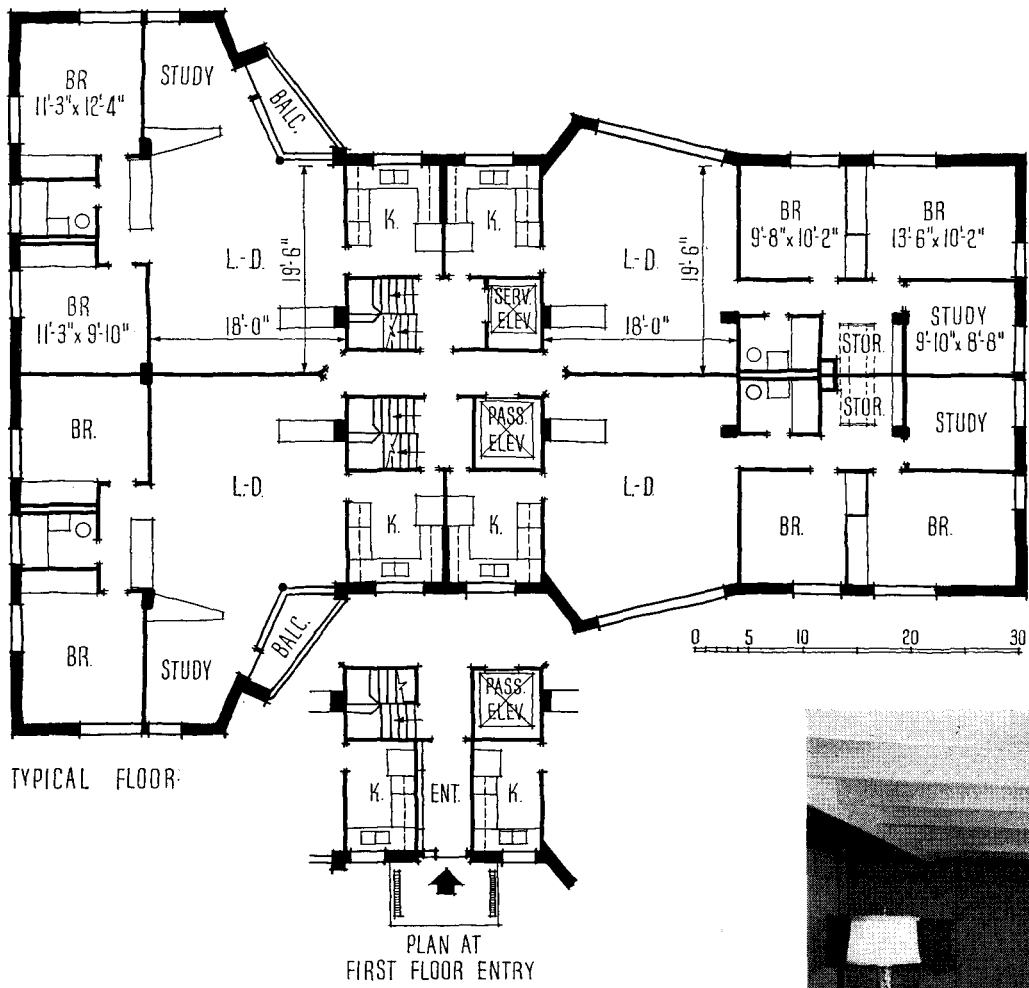
IN MAN'S constant effort to find ways to live in a large city, Chicago is currently much in the news for apartment innovations of considerable variety. There seems to be an unusual willingness to accept the apartment way of life as a permanent situation, not merely as a stop-gap to the home in the suburbs. Maybe it's the spatial vastness of Chicago (shades of Daniel Burnham!) or maybe it's the great lake front. At any rate a large number of Chicago people seem willing to invest in cooperative apartments and settle down in a large building. Thus Chicago, perhaps more than any other city, is building family-size apartment units, as against the ubiquitous efficiency unit.

Lunt-Lake is a more than usually interesting example of Chicago's current crop of mutual ownership buildings. Its apartments, while not mansions, all have two or three bedrooms, lots and lots of closet and storage space, open outlooks toward the lake view, and economical construction. Its reinforced rowlock brick construction is unique (see opposite page). And it uses an economical system of floor slabs and concrete block partitions to save construction cost and cubage.

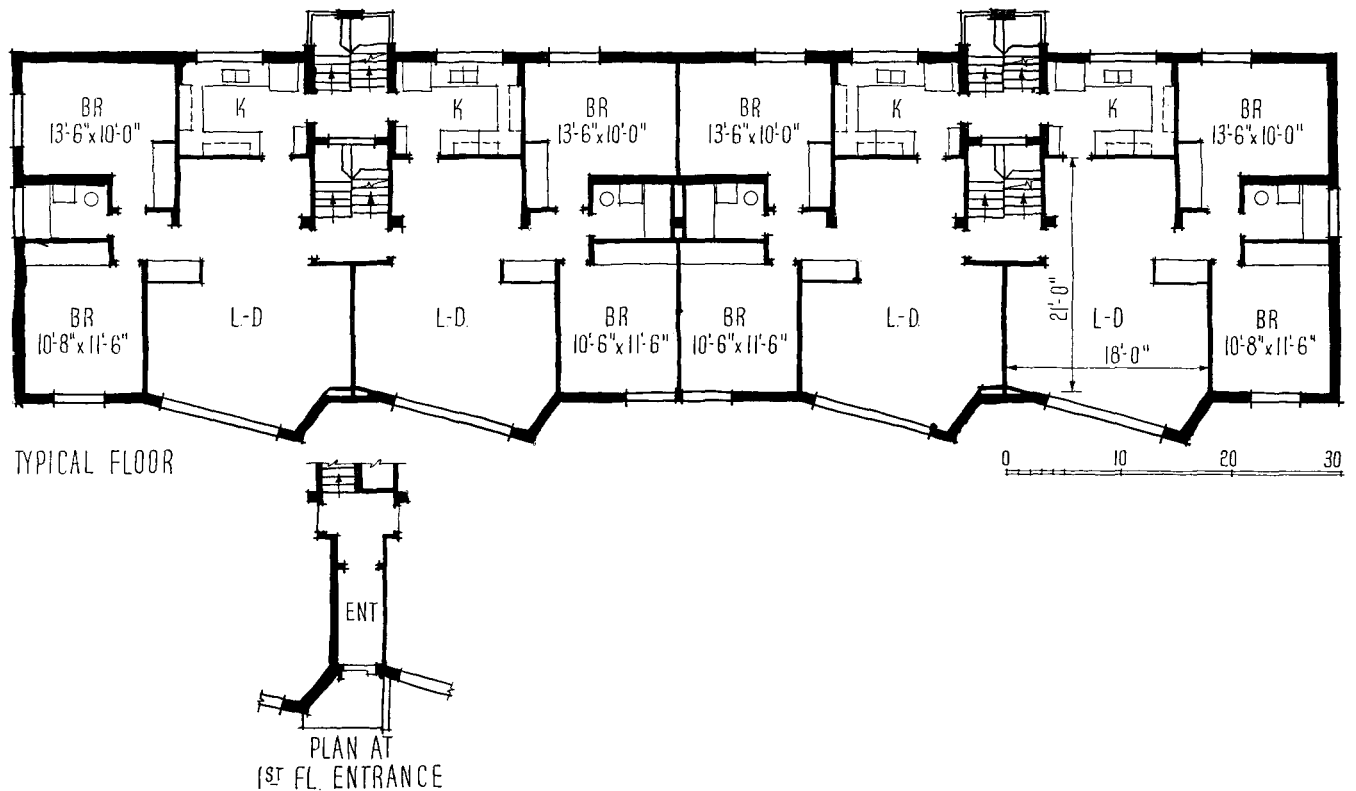
This floor system consists of prefabricated 16-ga metal box joists with reinforcing steel pre-set into the box, and 3-in. lightweight precast slabs grouted in place after assembly. The system keeps story height to 8 ft 4 in., and permits a four-story walkup with virtually no more steps than in the once-prevalent three-story-English-basement type of building.




One of Lunt-Lake's three buildings is a four-story walkup; the other two are nine-story elevator buildings. The top floor of the walkup building adds compensation for the extra climb with studio-type suites with sloping ceilings following a ridge-type roof, and open fireplaces. All other apartments have the floor joists and precast slabs exposed; partitions are of exposed, painted concrete block, 4 by 12 by 3½ in.






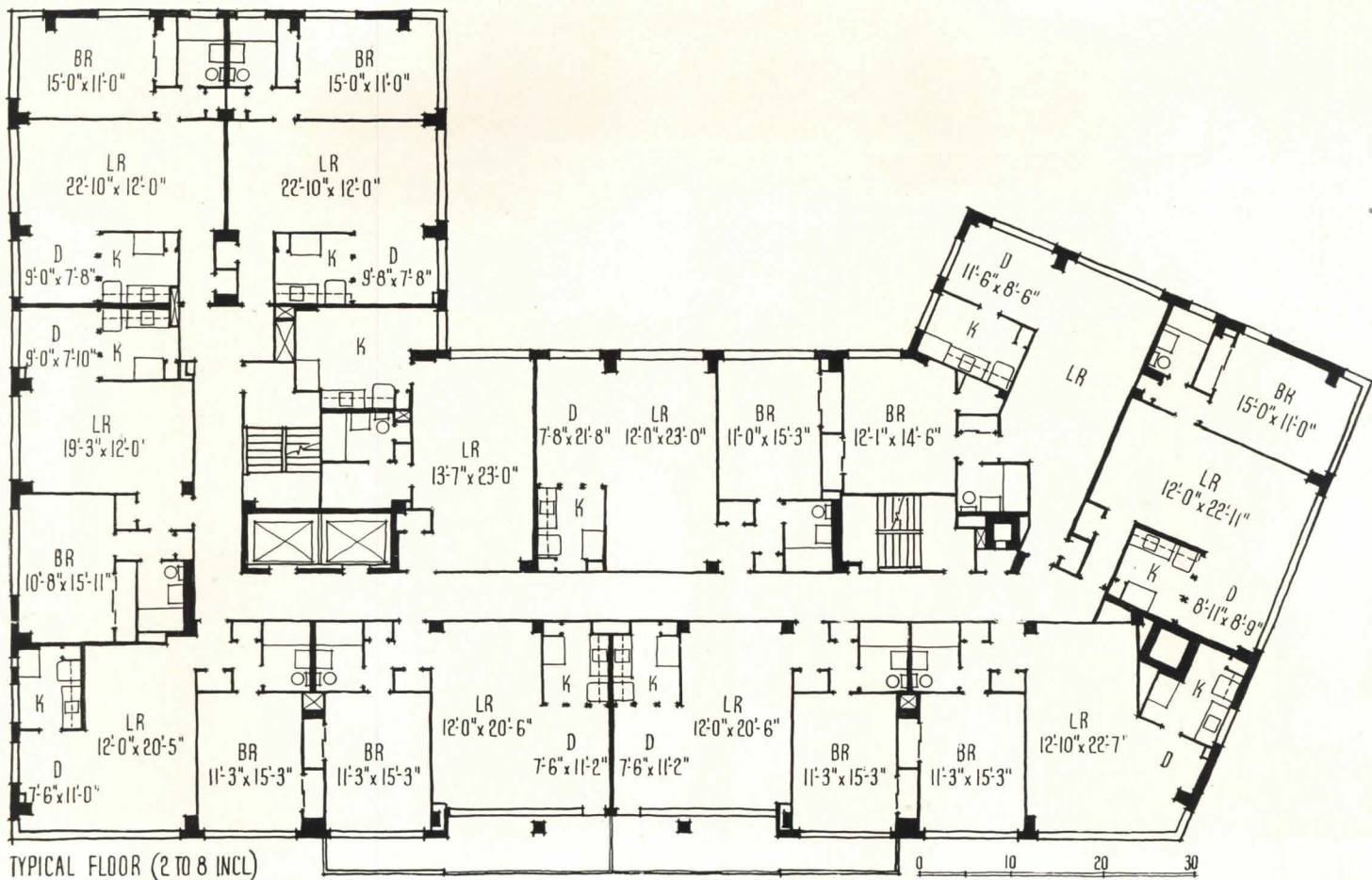
Typical floor plan (above) of the two nine-story buildings, and typical floor plan (below) of the one four-story walkup. Top floor of the walkup building has special studio suites, with open fireplaces and sloping ceilings following a ridge-style roof





Hedrich-Blessing Photos





Robert Lautman Photos

CRESTVIEW APARTMENTS

Wisconsin Avenue, Washington, D. C.

Berla & Abel, Architects

Otto Vogt, Structural Engineer


General Engineering Associates, Mechanical Engineers

THIS building reverses the field of 608 apartment layout — instead of the usual high proportion of no-bedroom units, it has 77 units with bedrooms, only 11 "efficiency" suites. And it goes against the tide also in offering larger than usual rooms. Thus it offers more commodious living, and is expected to have long-term competitive advantage over the many, many 608 buildings now coming into the Washington market.

Parking space was obtained under the rear portion of the building by leaving columns exposed and omitting exterior walls. Ceilings over this space are heated to prevent cold floors above. A fenced-in roof deck above the eighth floor provides the tenants a place for sun bathing or a cool spot to sit on a summer evening.



Here too (see also p. 133) the device of the inside kitchen, with mechanical ventilation, is used to add spaciousness at the windows. Combined living and dining space, facing outward through wide strip windows, is quite pleasant, and the views are good, for the site is unusually high





Courtesy Museum of Modern Art; Richard G. Askew Photo

ARCHITECTURAL ACOUSTICS

By Richard H. Bolt and Robert B. Newman

Article 3, Part One: Good Hearing Conditions

Good hearing conditions and satisfactory acoustic environment are the two essential goals of architectural acoustics. These general objectives and their dependence on basic planning aspects of architecture were discussed in Article 1 of this series. Engineering techniques for achieving environmental noise control were treated in Article 2 which commenced with a discussion of the characteristics of noises and their effects on people. Similarly, the present article deals first with the nature of sounds we want to hear and with the subtle subjective reactions we undergo when we say: "That sounds good."

The Meaning of Good Hearing Conditions

Viewed simply, the sounds in which we are interested are either speech or music. Of course singing has physical characteristics of both speech and music, and it usually conveys both the word

meaning of speech and the esthetic message of music. The relative importance of these two contexts may vary all the way from the patter song of Gilbert and Sullivan (essentially words) to the liturgical chant (essentially tone). These differences may lead to different requirements in acoustic design. But such cases can be analyzed in terms of the two basic classes, speech and music.

Hearing Conditions for Speech

Saying we want to hear speech is virtually synonymous with saying we want to understand speech. The word "understand" can have a double meaning, however; if all the words of a lecturer are correctly perceived through your ear but you still do not know what the lecturer meant, you can hardly blame that on the acoustics of the room! Perhaps the desired attribute is better expressed as speech intelligibility. To avoid such confusions as far as possible, specialists

in acoustics have adopted some precisely defined terms, of which the following are particularly relevant here.

Percent Articulation (PA) is the percentage of words or sentences that are correctly perceived under a given set of conditions. Thus the *word PA* might be obtained in an auditorium by having a talker read 100 different words and a listener at some seat write down the words he heard. If the listener got 69 words correct, we would have measured a *word PA* of 69.*

* To insure scientifically valid results, a number of specific requirements are imposed on PA tests. The words are selected to give an accurate statistical sample of the language. The talker and the listener must be "normal" in their speaking and hearing, respectively; and results from several talkers and listeners should be averaged to smooth out individual differences. Each word should be spoken normally, and inserted in a carrier sentence so that the normal interfering effects of words spoken just before or after are included in the test conditions. Such tests have been refined and widely used, and their results give a reliable and meaningful measure of speech intelligibility in rooms. For fuller discussion see Beranek, L. L., *Acoustic Measurements*, Chap. 17, New York, John Wiley & Sons, Inc., 1949.

Kleinhans Music Hall in Buffalo is an outstanding example of collaboration between architect and engineer to create the best possible hearing conditions. Acoustical requirements considerably affected the general form of the auditorium and decided much of the character and texture of ceiling, wall and floor coverings. M.I.T. sound experts, directed by Dr. Bolt, recently conducted tests in Kleinhans to measure the acoustical properties that make this auditorium one of the best. Eliel and Eero Saarinen, Architects; F. J. and W. A. Kidd, Architects; Charles C. Potwin, Acoustical Consultant

The *sentence PA* can be obtained in a similar way by using a large number of properly selected sentences. Here the score will be higher than for words under the same conditions, because the sentence carries additional context: we can guess what some words should have been even though we did not hear them correctly. As a matter of fact, even words carry some context. You might hear "left," for example, but you would probably write down "deaf."

For this reason acousticians have devised special lists of non-sense syllables, selected so that the list as a whole contains a proper statistical sample of all vowel and consonant sounds of the language. The score obtained when using such non-sense syllables is called the *Articulation Index (AI)* which is our most basic measure of the number of speech sounds that are heard correctly. Extensive testing has shown that these different measures are interrelated. If in a particular room under a given set of acoustic conditions the *AI* is 50, then the *word PA* will be about 90 and *sentence PA* will be about 98.

This is highly useful information. A preacher may say the congregation doesn't appreciate his sermons. If we measure his church and find that the average *sentence PA* is, say, 40 we can blame it on the room; but if it is 98 — ! Such testing largely eliminates such prevalent mysteries as "dead spots" in large auditoriums. Perhaps the person who sits there is hard of hearing. If, on the other hand, the room acoustics are

faulty, the condition can be described accurately and indisputably, on a numerical scale, by articulation tests, leading to a contour plot of *PA* values throughout the room.

Fortunately we do not have to wait until the room is built to know pretty well what the *PA* will be; although some final adjustments in acoustic treatment are still often needed, just as ventilating systems, doors, and other mechanical details often require adjustment. The basic *AI* can be computed in terms of physical properties of sound in a room — the reverberation time and the spectrum (frequency characteristics) levels of background noise and speech. Laboratory research and field experience have led to the establishment of relations between *AI*, *PA* and the various control measures that can be incorporated in the design and construction of a room.

Apparently we have evaluated speech hearing conditions only in terms of intelligibility; we have ignored naturalness, tone quality and similar attributes. Speech can be highly intelligible and yet distorted in a special way so that we cannot recognize the voice. This is more likely to occur over radio or telephone than within a room. If a sound reinforcing system is used in the room, such distortions become possible; so in this case we must consider naturalness or realism of the amplified speech in addition to its intelligibility. This is a matter of sound reinforcing equipment design.

Hearing Conditions for Music

The meaning of good hearing conditions for music is a more complicated question. There are differences of opinion among specialists, and there is no precise, quantitative rating for music corresponding to articulation tests for speech. Attempts are being made to rate such attributes as tone quality, but the problem is inherently difficult because it is largely an esthetic matter, a question of taste and personal preference.

We can, with some degree of generalization, consider three attributes of music hearing in rooms: singing tone, definition, and freedom from distraction. A room with singing tone prolongs and blends the musical sounds, giving richness and resonant reinforcement. This attribute is completely lacking out-of-doors if there are no reflecting surfaces around the musical instruments. Because a properly designed room contributes singing tone, the room is in a sense a part of the musical instrument, enhancing the quality.

With excessive blending, however, the successive sounds blur and mask each other, and we say the definition has deteriorated. Perhaps the highest degree of definition would be present with the music performed out-of-doors and with the listener nearby so that every sound is heard distinctly and separately. In a room we require a certain degree of definition if the esthetic intent of the composer is to be retained; and a room should probably have greater definition for rapid staccato music than for slow flowing music.

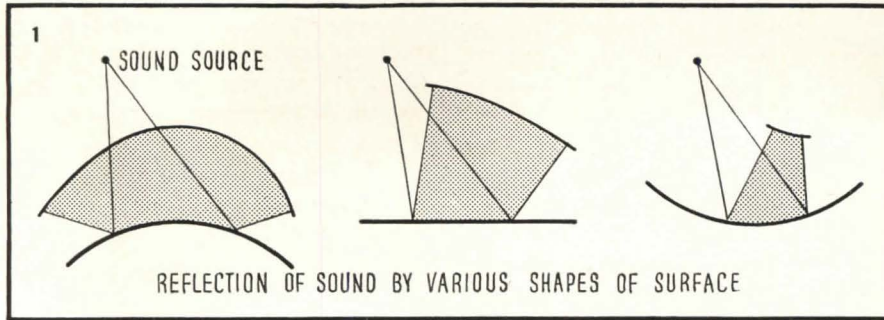
As a matter of fact, the acoustical properties of rooms have influenced the compositions themselves; organ chorales were written for churches with prolonged reverberation and much opera music was conceived for the relatively low reverberation condition of the classical opera house.

Even with a satisfactory degree of definition and singing tone, the hearing conditions will be poor if we are distracted by noises extraneous to the music. The intermittent intrusion of noise from an auto horn or unmuffled truck mars many theaters and concert halls. The steadier noise of continuous traffic or of the ventilating system may not be noticed consciously, but above a certain level it is masking out some of the musical sounds we would hear otherwise. Our compensatory efforts at ignoring the intrusion is interfering in some measure with the full enjoyment of the music.

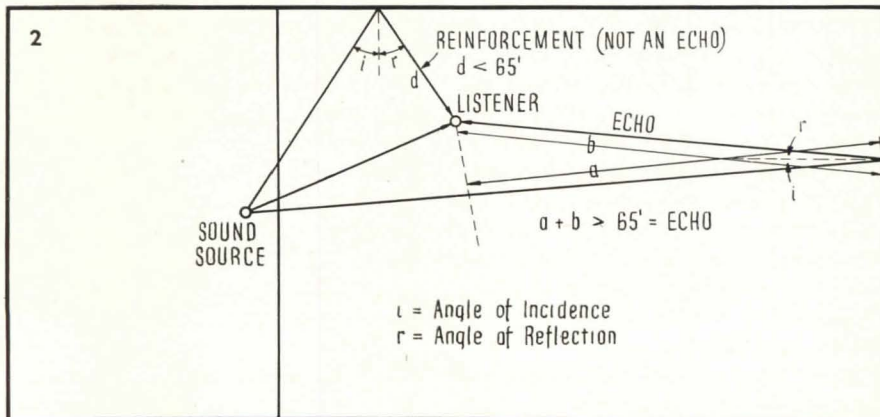
The concept of definition is somewhat similar to that of articulation, and we may in time be able to measure the degree of definition by objective tests. Singing tone is more disputable and complex; perhaps its evaluation must always rest on collected judgments of "qualified" listeners. Distraction is a subtle psychological reaction that resists precise measurement. In spite of these uncertainties, however, the science of room acoustics has progressed, and reliable engineering procedures are available to guide the design of listening rooms.

Design Criteria

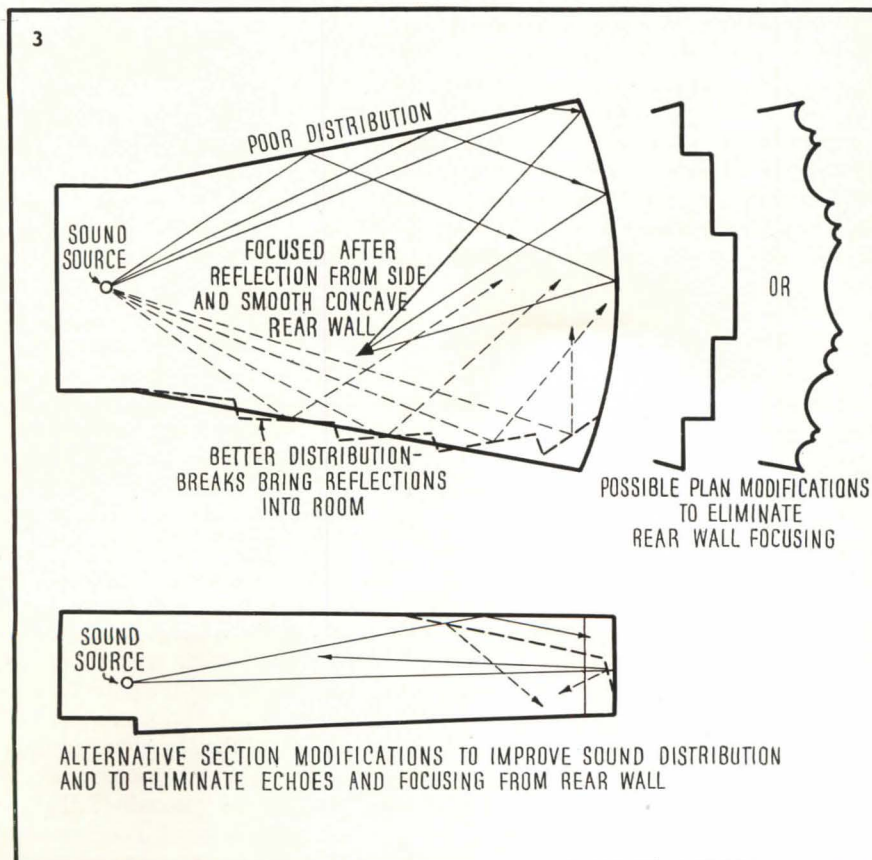
The desired attributes for speech and music have been translated into working rules and design criteria. The criteria can be grouped under four relatively distinct headings: (1) Background noise, (2) Loudness, (3) Distribution and (4) Reverberation. The specific requirements and design values imposed on each of these criteria generally differ between speech and music, and among different types of music, sizes of rooms



1. Sound reflected from convex or flat surfaces may contribute useful reinforcement to the direct sound; however, reflections from a concave surface are likely to be concentrated into excessively strong components. 2. Simple ray diagram shows long delayed reflection from rear wall (an echo) and quick reflection from side wall (useful reinforcement). An echo results when the reflected sound lags the direct sound by more than $\frac{1}{17}$ of a second (this is approximately equivalent to a distance of 65 ft)



3. How the shape of the enclosure affects the distribution of sound. Heavy lines indicate the outline of the enclosure and light lines the sound waves. Modifications illustrate good design principles.



and functional demands. But in all cases, good hearing conditions will be achieved only if all four types of criteria have been satisfied within certain limits.

In the rest of this article we consider background noise, loudness and distribution, and discuss some of the engineering methods by which the requirements are met in the design and construction of rooms. Reverberation analysis and control will be discussed in a subsequent article.

Background Noise Requirements

The background noise in the room should be so low that it does not mask the weakest sounds of speech and music. The effect of excessive noise on speech intelligibility can be measured readily; the PA diminishes continually as the noise level increases above a certain threshold. Common noises are those from traffic and from ventilating systems. On the other hand, listening to concerts in some of the partial-enclosure music festival buildings, remote from cities (Tanglewood, for example) is an inspiring experience — largely because the background noise is extremely low, usually in the range of 15 to 25 decibels arising from natural sounds of wind and wild life.

Excessive noise in a listening room is a cardinal sin of acoustics. It is entirely unnecessary. Criteria values for acceptable noise levels are well established, and the means for controlling noise by the required amount are thoroughly proved, accessible engineering procedures. Average noise level criteria were tabulated in Article 1. Additional considerations regarding the frequency characteristics of the noise were discussed in Article 2, together with design and construction procedures for attaining a prescribed amount of noise reduction.

Loudness Requirements

The second criterion states that the sounds we want to hear must be sufficiently loud. Obviously they must lie above the threshold of hearing; more realistically, they must lie above a threshold of masking which is approximately equal to the background noise in each frequency band. If this were the only consideration, one might be tempted to accept a higher than optimum background level and make the weak passages of music ride above the noise by amplifying the music. In fact, we frequently do just this with our car radios.

This approach is strictly limited, how-

ever. Musical sounds cover a wide dynamic range of 70 or 80 decibels between the weakest and the strongest sounds generated by an orchestra. The most intense sounds of loud brass and percussion are already so loud, at least close to the instruments, that they lie near the upper border of comfort. They would not have to be amplified very much before they sounded annoyingly loud or even painful. One can compress the dynamic range by amplifying the weak sounds more than the loud. Some restriction of the total dynamic range occurs in radio and phonograph reproduction. This is one of the reasons why reproduced music never sounds exactly like the real thing.

The dynamic range of speech is less than that of music; the weakest sounds are about 30 decibels below the strongest. Therefore some compromise can be made in speech auditoriums, by employing a sound amplifying system and raising the speech level above normal in order to ride over noise. But again there is a fairly definite limit (around 80 decibels) above which the average speech level cannot rise without becoming uncomfortable.

These comments may lead the architect to wonder what he can do about the loudness criterion in designing a room. At the risk of some oversimplification we can answer the question in terms of the size of the room and the kind of sound involved. We arbitrarily classify rooms by size as follows:

<i>very small</i>	less than 2500 cu ft
<i>small</i>	2500-25,000
<i>intermediate</i>	25,000-250,000
<i>large</i>	250,000-2,500,000
<i>very large</i>	more than 2,500,000

The two extremes, *very small* and *very large*, present some specialized acoustic problems beyond the scope of these general introductory articles. This is particularly true with reference to the loudness problems. Any sound we want to hear will be loud enough in a *very small* room. It is virtually impossible to achieve adequate loudness in a *very large* room by means of the design of the room itself: an amplifying system is necessary. Special problems in the *very small* room include the avoidance of low frequency boominess of music, proper frequency balance of reverberation, and the smoothing out of standing waves. The *very large* room has critical problems of echo and reverberation control.

Unamplified speech from a normal talker can be adequate in almost any *small* room, but in a *large* room the normal human voice is incapable of

producing adequate loudness without amplification. Whether or not amplification is needed for speech in an *intermediate* size room depends critically on the degree of reinforcement provided by the shape, finishes, and general acoustic design of the room, discussed later.

Let us point out some possible misunderstandings of the above general rules regarding size. A too frequent example is the *small* conference room in which it has been necessary to employ microphones and loudspeakers to make the conferees heard around the room, with the attendant inconvenience of using "props."


The loudness criterion has not been violated: instead, there is probably too high a background noise, or often the room has been excessively treated with sound absorbing material, perhaps in an attempt to reduce the noise or perhaps in ignorance. Properly located reflecting surfaces are highly desirable for giving reinforcing reflections. In a long, low room the center portion of the ceiling is particularly useful as a reflecting surface, since it is the one plane that is "seen" in common by all voices around the room (at least more so than a wall directly behind a talker).

Another apparent contradiction is the orator or strong voiced preacher who can make himself "heard" without amplification in a room of 1/2 million cu ft or more. First, we would not classify his trained voice as normal. Second, we would venture that both he and his listeners would be happier if he used a properly designed reinforcing system — and articulation tests would probably show that he was getting across less information than he thought. In some cases, reluctance to use a microphone may stem from the orator's pride — but he will use glasses if tests show his vision needs them.

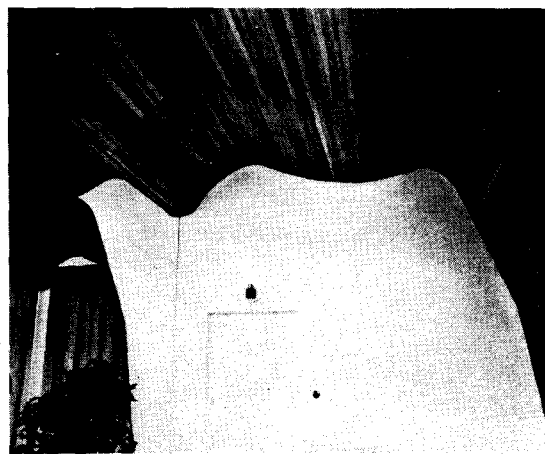
Loudness requirements for music are not as precise as those for speech, and they depend widely on the type of music. To some extent, the loudness problem is solved implicitly through musical conventions that have emerged from centuries of playing music in rooms. It is unusual for a full symphony orchestra to perform in a *small* room (too loud) or for a string quartet to play in a *very large* auditorium (not loud enough). The solo voice partially adjusts its loudness to the size of the room.

When the architect undertakes the design of a large room for music, he


(Continued on page 216)




Music Canopy, Aspen, Colo. Plywood canopy and back wall reflect music into seating area and help performers hear each other. Splayed shapes diffuse and distribute sound. Tent reflects high frequencies, giving brilliance and desirable reverberation. Architects: Saarinen, Saarinen & Assoc.; Acoustical Consultants: Bolt, Beranek and Newman



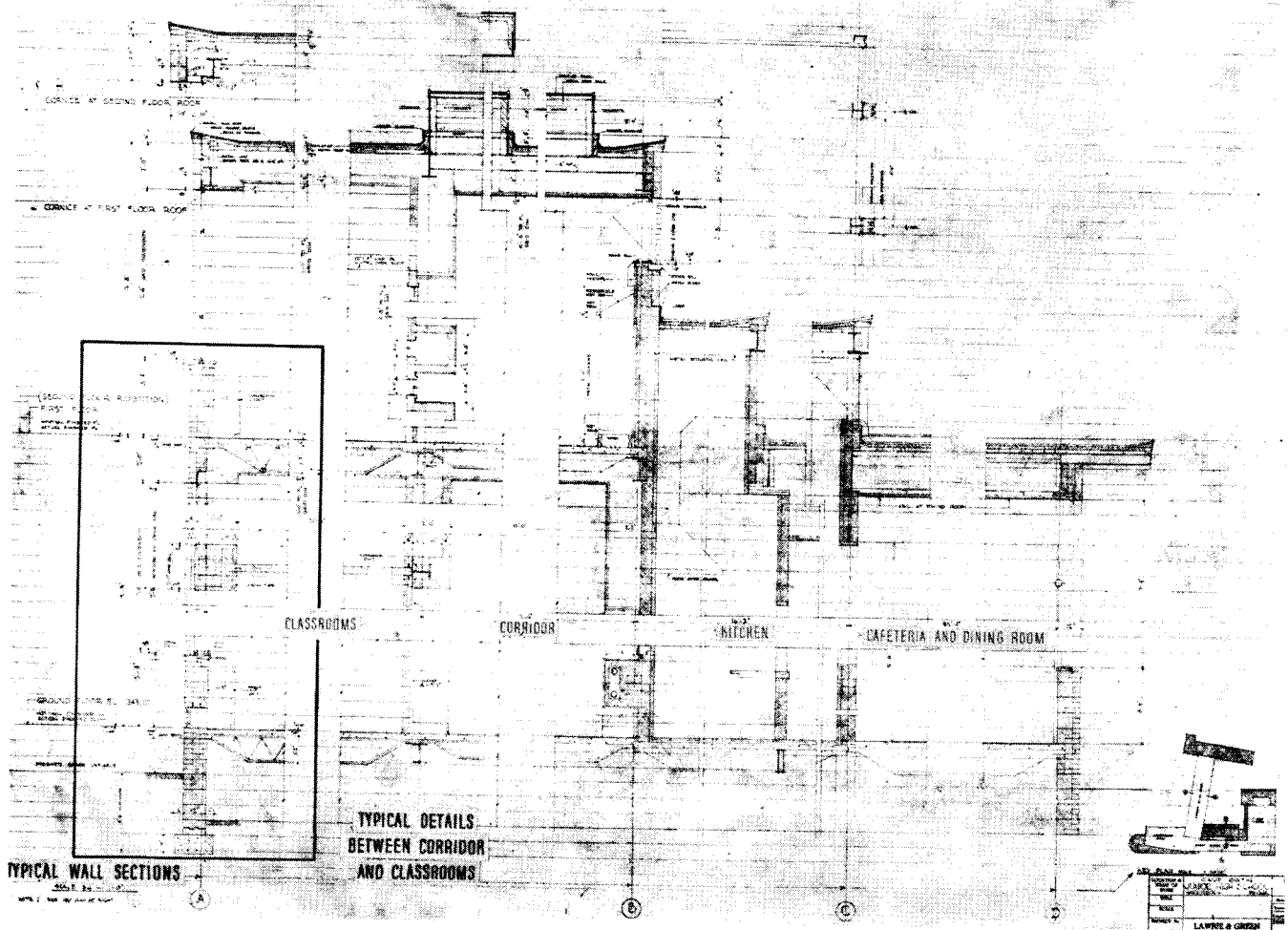
Above: Library, Viipuri, Finland. Ceiling shaped to improve distribution of sound in long room used for community discussion meetings. Designer: Alvar Aalto. Below: Experimental Studio, Acoustics Lab, M.I.T. Used for research on room shaping to get optimum sound distribution



Auditorium, Esso Research Center, Linden, N. J. Thin, shaped plywood gives sound distribution and reverberation control. Voorhees, Walker, Foley and Smith, Architects. Bolt, Beranek and Newman, Acoustical Consultants



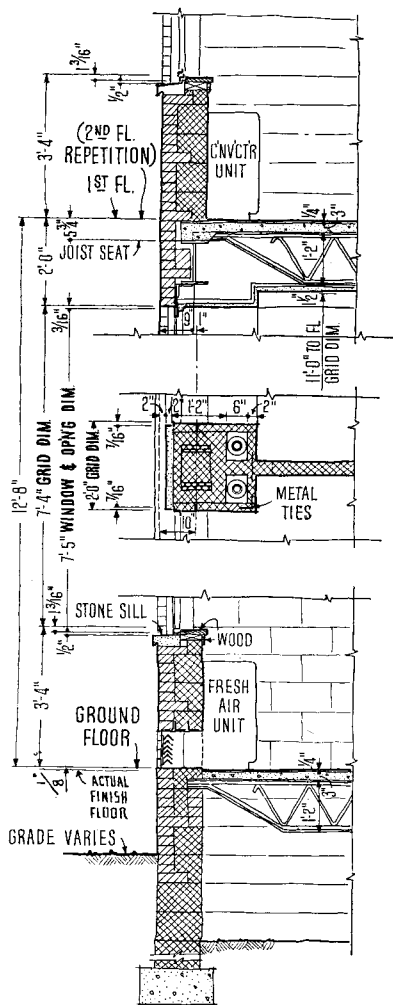
Courtesy Standard Oil Co. (N. J.); Corisini Photo



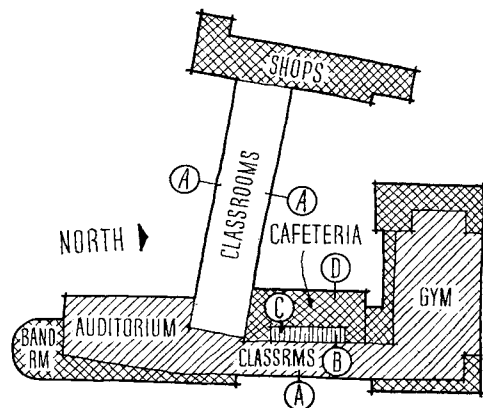
The fundamental basis for modular design is modular details . . .


MODULAR COORDINATION

Two examples demonstrating development of office practice




Modular details in the drawing above are laid out with the aid of 8-in. horizontal grid lines because there are three brick courses to 8 in. Drawings and dimensioning are simplified; the need for fractions is reduced by referencing dimensions to grid lines. Drawing at left is wall section "A" enlarged






Photos in this row are of the Sunbury Hospital. The one above shows the fitting of brick around the window without cutting



Above: concrete block backup fitted around window without any cutting. Below: interior tile wainscots also fit perfectly



Schindler Photos


MODULAR COORDINATION

Example 2: Whittier and Goodrich, Architects. High School, South Royalton, Vt. and *Caledonia Record* printing plant. Designed on a partially modular basis

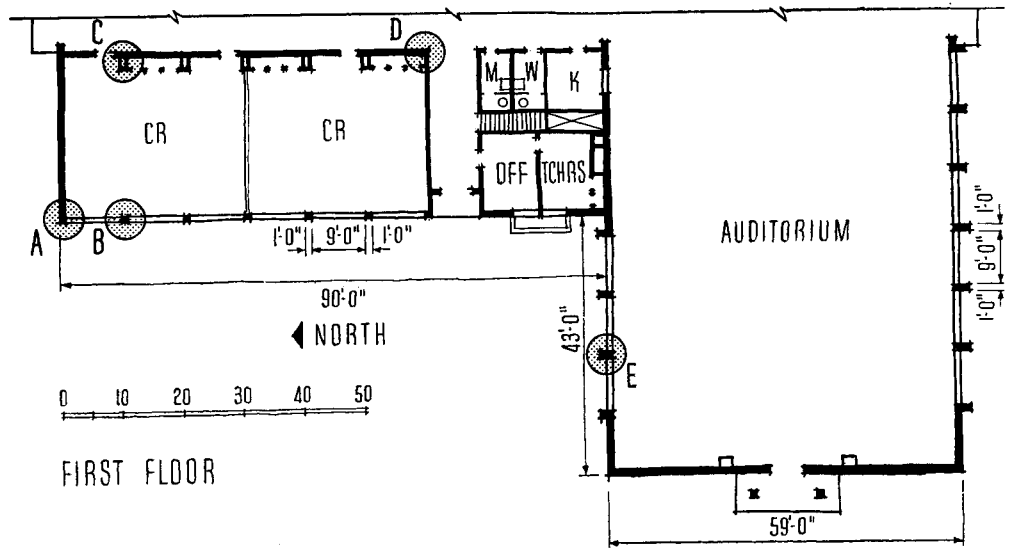
WHITTIER and Goodrich have used modular principles to eliminate cutting and fitting partially modular concrete brick. According to the architects, modular clay brick is not locally available. Their solution for the school illustrated was to use 1-ft thick cavity walls with 4-in. exterior and interior wythes of concrete brick, which comes in 12- and 6-in. lengths for 8- and 4-in. widths, all nominal, modular sizes. However, nominal height, 3½ in., does not correspond with standardized modular masonry height. Since the inner wythe provides the interior wall finish, this doesn't pose any problem of masonry coordination, but it might if facing tile had been desired.

They report that where workmen were laying 300 units per day before when cutting was required, they are now laying 500; that from the drafting standpoint, their work is reduced to a minimum; only a few center to center dimensions are needed. R. M. Whittier says, "We can produce at good speed with our small force when we work with a layout of this type. Details automatically take care of themselves."

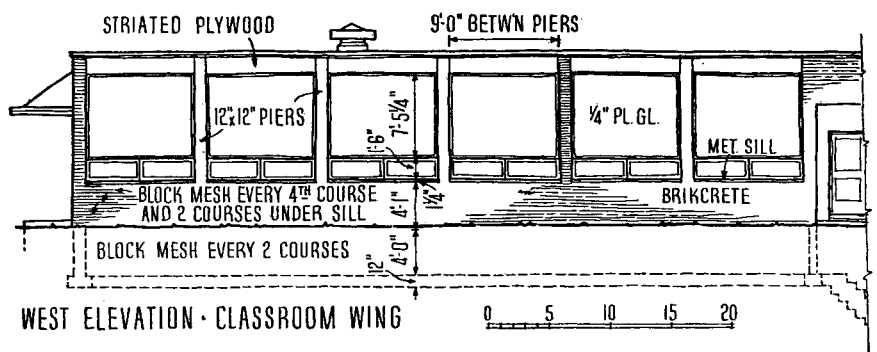

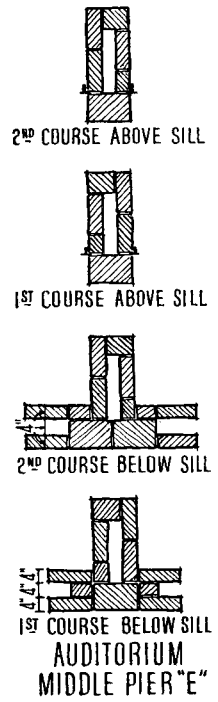
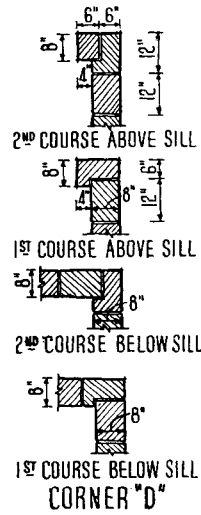
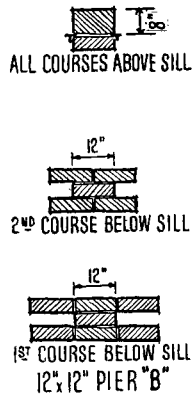
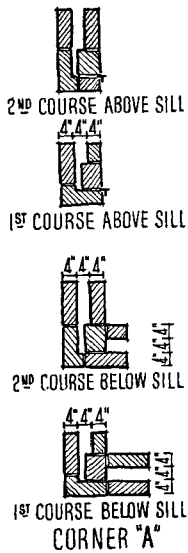
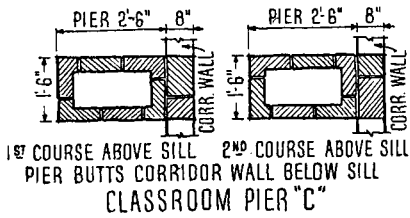
Wall panels of this printing plant are 4-ft wide modular sheets of insulation sandwiched between asbestos cement layers



Details of the areas circled on the plan show how the architects worked out their masonry courses to eliminate cutting. All sizes used are standard. The concrete brick, 12 in. long and 4 or 8 in. wide, come in halves and also corner units



FIRST FLOOR



The architects had to order non-stock steel sash to fit the masonry openings for the South Royalton School, but due to the large quantity of the same size window used throughout, there was no additional cost nor time delay

BIBLIOGRAPHY OF STANDARD SPECIFICATIONS AND CODES - 4

Prepared by William Henry Deacy, A.I.A.

STEEL & IRON

Amer. Iron & Steel Inst. (10)
 Light Gage Steel Manual January 1949
 Steel Electrical Raceways

Amer. Soc. for Test. Materials (13)
 Spec. for General Requirements for delivery of Rolled Steel Plates, Shapes and Bars for structural use (A6)
 Spec. for Steel for Bridges and Buildings (A7)
 Spec. for Structural Nickel Steel (A8)
 Spec. for Billet Steel Bars for Concrete Reinforcement (A15)
 Spec. for Rail-Steel Bars for Concrete Reinforcement (A16)
 Spec. for Cast Iron Pit-Cast Pipe for water and other liquids (A44)
 Spec. for Gray Iron Castings (A48)
 Spec. for Welded and Seamless Steel Pipe (A53)
 Spec. for Welded Wrought Iron Pipe (A72)
 Spec. for Cast Iron Soil Pipe and Fittings (A74)
 Spec. for Cold-Drawn Steel Wire for Concrete Reinforcement (A82)
 Spec. for Structural Silicon Steel (A94)
 Spec. for Cold-Rolled Strip Steel (A109)
 Spec. for Black and Hot-Dipped Zinc Coated (Galvanized) Welded and Seamless Steel Pipe for Ordinary Uses (A120)
 Spec. for Structural Rivet Steel (A141)
 Spec. for High-Strength Steel Castings for Structural Purposes (A148)
 Spec. for Axle-Steel Bars for Concrete Reinforcement (A160)
 Spec. for Fabricated Steel Bar or Rod Mats for Concrete Reinforcement (A184)
 Spec. for Welded Steel Wire Fabric for Concrete Reinforcement (185)
 Spec. for High-Strength Structural Rivet Steel (A195)
 Spec. for Spiral-Welded Steel or Iron Pipe (A211)
 Spec. for Iron and Steel Arc-Welding Electrodes (A233)
 Spec. for Carbon-Steel Forgings for General Industrial Use (A235)
 Spec. for Alloy-Steel Forgings for General Industrial Use (A237)
 Spec. for Low-Alloy Structural Steel (A242)
 Spec. for Light Gage Structural Quality Flat Hot-Rolled Carbon Steel (A245)
 Spec. for Welded and Seamless Steel Pipe Piles (A252)
 Spec. for Welded Alloyed Open-Hearth Iron Pipe (A253)
 Spec. for Copper Brazed Steel Tubing (A254)

Nat'l Bureau of Standards (27)
 Iron and Steel Roofing (78-28 S.P.R.)

Fed. Spec. (43)
 Cabinets; stationery, storage, and clothing (steel) (AA-C-31)
 Steel, structural (QQ-S-741)

STONE

Amer. Soc. for Test. Materials (13)
 Methods of Test for Absorption and Apparent Specific Gravity of Natural Building Stone (C 97)
 Method of Flexure Testing of Natural Building Stone (Determination of Modulus of Rupture) (C 99)
 Method of Test for Modulus of Elasticity of Natural Building Stone (C 100)
 Method of Shear Testing of Natural Building Stone (C 102)
 Method of Test for Compressive Strength of Natural Building Stone (C 170)

Amer. Standards Assn. (15)
 Specifications for Indiana Limestone (A93.1-1948)
 Specifications for Interior Marble (A94.1-1948)

Fed. Spec. (43)
 Granite-blocks; recut granite and durax granite pavements (SS-G-651)
 Slate; roofing (SS-S-451)
 Stone; architectural, cast (SS-S-721)

TILE

Amer. Soc. for Test. Materials (13)
 Spec. for Drain Tile (C 4)
 Spec. for structural Clay Load-Bearing Wall Tile (C 34)
 Def. of Terms Relating to Structural Clay Tile (C 43)
 Spec. for Gypsum Partition Tile or Block (C 52)
 Spec. for Structural Clay Non-Load-Bearing Tile (C 56)
 Spec. for Structural Clay Floor Tile (C 57)
 Methods of Sampling and Testing Structural Clay Tile (C 112)
 Spec. for Glazed Masonry Units (C 126)

Nat'l Bureau of Standards (27)
 Asphalt Tile (225-47 S.P.R.)
 Clay Tiles for Floors and Walls (61-44 S.P.R.)

Fed. Spec. (43)
 Tile, asphalt (SS-T-306a)
 Tile, ceramic; floor, wall and trimmers (SS-T-308)
 Tile; floor, rubber (ZZ-T-301a)
 Tile; structural, clay, load bearing wall (SS-T-341a)

WALLBOARD

Amer. Soc. for Test. Materials (13)
 Spec. for Gypsum Wall Board (C 36)
 Methods of Testing Plywood, Veneer and Other Wood and Wood-Base Materials (D 805)

Nat'l Bureau of Standards (27)
 Homogeneous Fiber Wallboard (112-43 CS)

Fed. Spec. (43)
 Fiber-board; hard pressed, structural (LLL-F-311)
 Wallboard, gypsum (SS-W-51a)

WOOD

Amer. Soc. for Test. Materials (13)
 Def. of Terms: Timber (D 9)
 Spec. for Round Timber Piles (D 25)
 Method of Test for Flash and Fire Points by Means of Open Cup (D 92)
 Methods of Testing Small Clear Specimens of Timber (D 142)
 Methods of Static Tests of Timbers in Structural Sizes (D 198)
 Method of Test for Combustible Properties of Treated Wood by the Fire-Tube Test Method (E 69)
 Methods of Conducting Strength Tests of Panels for Building Construction (E 72)
 Method of Fire Tests of Building Construction and Materials (E119)
 Methods of Fire Tests of Door Assemblies (E 152)
 Method of Test for Combustible Properties of Treated Wood by the Crib Test Method (E 160)

Nat'l Bureau of Standards (27)
 Lumber, Soft Wood includes Shingles and Molding (16-39 S.P.R.)
 Standard Stock Doors (73-48 CS)
 Douglas Fir Plywood (45-48 CS)
 Hardwood Interior Trim and Molding (76-39 CS)
 Hardwood Stair Treads and Risers (89-40 CS)
 Windows; sash and screens, Ponderosa Pine; Stock (163-49 CS)
 Ponderosa Pine and Sugar Pine Plywood (157-49 CS)

Nat'l Lumber Mfrs. Assn. (33)
 National Design Specification for Stress Grade Lumber and Its Fastenings. 1944 Rev. Apr. 1947

Fed. Spec. (43)
 Flooring; hard wood block (NN-F-476)
 Lumber and Timber; hardwood (MM-I-736)
 Lumber and Timber; softwood (MM-I-751c)

MISCELLANEOUS

Amer. Soc. for Test. Materials (13)
 Spec. for Extra Strength Clay Pipe (C 200)
 Spec. for Standard Strength Perforated Clay Pipe (C 211)
 Def. of the Term Screen (Sieve) (E 13)

Nat'l Bureau of Standards (27)
 Colors and Finishes for Cast Stone (53-35 CS)

Fed. Spec. (43)
 Compound, calking (for masonry and other structures) (TT-C-598)
 Glue; casein type, water-resistant (C-G-456)
 Paper; building, waterproofed (UU-P-147)
 Sheathing-board, gypsum (SS-S-276)
 Shingles; roofing, asbestos cement (SS-S-291b)
 Slabs, roofing, precast, gypsum (SS-S-439)
 Wood preservative; anthracene oil (TT-W-531)

TIME-SAVER STANDARDS

PRODUCTS for Better Building

Adjustable Directional Diffusers

The *Trane Louver Cone* and *Lower Fin* air diffusers are designed for use with unit heaters to permit variations in diffusion patterns to accommodate changes in floor layouts. The accessories may be used with horizontal propeller and vertical projection types of steam and hot water unit heaters, used generally for heating factories, warehouses, stores, garages and public places of varied types. Both diffusers have fingertip adjustments, requiring no tools. The flow of heated air may be directed in an almost infinite variety of patterns to produce comfort where it is needed: nozzled vertically or to one side; diffused gently in a cone; spread horizontally beneath a low ceiling, etc. The ability to split the output of heated air two ways may eliminate the need of an extra unit heater.

The Louver Cone diffuser fits projection type unit heaters. It has 24 adjusta-

ble blades that fit between a die-cast hub and a cone-shaped spun steel rim. The Louver Fin diffuser attaches to horizontal type heaters. It has 7 horizontal and 56 vertical blades; each is adjustable. The Trane Co., La Crosse, Wis.

Air-Distribution Ceiling Panel

A new 1-ft wide *Multi-Vent* low-velocity air distribution ceiling panel is claimed to eliminate the drafts, dirty ceiling areas around diffusers, noise, uneven temperatures and insufficient air sometimes caused by diffusers. The unit distributes air by displacement rather than by high velocity injection. The panel is manufactured in standard lengths of 1, 2, 3, 4, 5 and 6 ft, with 1 to 3 displacement valves. The cover is of perforated metal. The units are said to be especially well adapted to acoustical ceilings, particularly the metal panel suspended type. Movable partitions can

bisect a panel with no ill effects on the air distribution. The units especially are designed for use when comparatively small volumes of air are required for cooling, and for peripheral zoning. Panels are also made in 2 and 3 ft widths. Pyle National Co., Multi-Vent Div., 1334 N. Kostner Ave., Chicago 51, Ill.

Heat Flow Testing Device

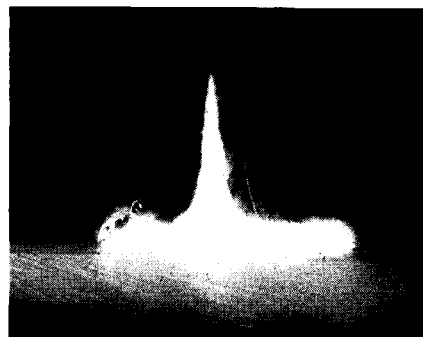
Infra Insulation, Inc., offers two weeks free use of a specially designed heat flow testing device to test the performance of various kinds of thermal insulation, including aluminum sheets, mineral wool and other substances. The device is said to be light in weight, compact and solidly constructed. It tests for down-heat-flow, up-heat-flow and transverse-heat-flow. Operation is said to be very simple, requiring only

(Continued on page 221)

Hedrich-Blessing Photos



Adjustable diffusers for horizontal (top left) and vertical projection heaters (below left) give wide variety of diffusion patterns. Smoke is used in tests to check air currents



MANUFACTURERS' LITERATURE

Curtain Walls

Armco Stainless Steelox Curtain Walls. Booklet explains basic functional design of the curtain wall, and lists features of steel panel construction. Sketches show the panels used both vertically and horizontally in varied exterior treatments. Detail sections show joints at masonry walls, wall bases, windows, and plan views of spandrel and strut construction. A safe load table is included. 12 pp., illus. Armco Drainage and Metal Products, Inc., Middletown, Ohio.*

File Cabinets

Design Your Own Files With Record-Stack (Catalog SC 677). Describes a large assortment of interchangeable file cabinets for offices. Photographs show typical units, arrangements, construction features, and methods of assembly. Tables give dimensions and data on cabinets and file sections. 12 pp., illus. Remington Rand, Inc., 315 Fourth Ave., New York 10, N. Y.*

Direct Fired Heaters

Airtherm Direct Fired Heaters (Bulletin No. 802). Features of the industrial and commercial heating equipment are described and illustrated. Typical installations are shown in photographs and diagrams. Construction and operation of each of the component parts are covered. Capacity and general data tables, dimension and layout diagrams, and typical specifications are included. 16 pp., illus. Airtherm Manufacturing Co., 747 S. Spring Ave., St. Louis 10, Mo.

Packaged Air Conditioners

To Do a Better Cooling Job (PM-79-0100). Catalog covers units in 2-, 3-, 5-, 7½- and 10-hp capacities for application in offices, homes, stores, restaurants, shops, taverns, sales rooms, drafting rooms, apartments and hotel suites. Included are descriptions and illustrations of all the conditioners and a cutaway drawing showing how a pack-

*Other product information in *Sweet's File, 1950.*

aged unit operates. Data on each model, standard ratings, rating conditions and dimensions are given. Typical floor plan sketches are included for installations inside or outside the air conditioned space and with or without ductwork. 12 pp. illus. Air Conditioning Dept., General Electric Co., Bloomfield, N. J.

Porcelain Enamel

Architectural Porcelain Enamel Data Bulletin. Describes exterior and interior applications for architectural porcelain enamel, and the forms in which it is fabricated for architectural use. Shape limitations, available surface finishes and colors, weatherability and other properties are given. The booklet indicates the use of porcelain enamel for signs and letters, panel attachment methods and curtain wall construction as well as its use in combination with other materials. 4 pp. illus. Porcelain Enamel Institute, Architectural Div., 1010 Vermont Ave. N.W., Washington 5, D. C.

Pre-Cut Houses

Town and Country Engineered Houses. Folder describes features and construction of the pre-cut houses, which can be built according to standard models or according to purchaser's plans. Items which constitute the house-package are discussed. Photographs show construction and erection methods, and finished exterior and interior views. 4 pp., illus. Texas Housing Co., 9001 Denton Drive, Dallas 9, Texas.

Asphalt Paving

Bitumuls Paving Handbook. Covers aspects of paving techniques with emulsified asphalt and with other types of bituminous binders. Also included are data on compounded asphalts for flooring, tennis courts, protective coatings, adhesives and waterproofing. Many charts, graphs and specification tables are given. Photographs show typical uses. 78 pp., illus. American Bitumuls Co., 200 Bush St., San Francisco, Calif.

Ornamental Ironwork

Catalog of Ornamental Ironwork. Presents a large variety of cast iron and wrought iron grillwork, mostly adapted from old New Orleans patterns. Details are given of each design, along with size and weight tables. Photographs show typical installations as grills, gates, pilasters, railings, fences, etc. Information is included on ordering special designs. 44 pp., illus. Lorio Iron Works, 744 S. Gayoso St., New Orleans, La.

Hospital Equipment

Recommended Ohio Chemical Equipment For Elements of the General Hospital. Booklet contains suggested layouts and equipment lists for 18 types of hospital rooms, including laboratories, examination and treatment rooms, operating rooms, utility rooms, etc. Items of equipment available, for each type of room, from Ohio Chemical are illustrated. Technical specifications for the equipment are included. 28 pp., illus. Ohio Chemical & Surgical Equipment Co., Div. of Air Reduction Co., Inc., 1400 E. Washington Ave., Madison 10, Wis.*

Plastic Fabrics

Lumite Woven Fabrics. Booklet describes various qualities and uses of plastic insect screening, decorative and upholstery fabrics, and specialty fabrics. General and physical properties of the materials are covered. Methods of fabrication, cutting, sewing and edge sealing are also included, along with strength, yield and size tables. 22 pp. Lumite Div., Chicopee Mfg. Corp., 40 Worth St., New York 13, N. Y.

Schools

Today's Better Schools Are Built of Wood. Brochure presents features of the use of wood for school buildings. Several one-story types are illustrated. Renderings depict features discussed, construction, and four general layouts. Items

(Continued on page 241)

By Tomorrow Morning...


Dismantled — Moved — Rearranged

• A quick change in office layout is a simple matter when walls are Mills Movable Metal Walls. The entire job can often be done overnight without interrupting business routine . . . and at very low cost. Mills Walls combine this efficient movability with structural solidity and beauty of appearance. Exclusive features such as all-welded panel construction, baked-on finishes that eliminate harsh light reflection, scientific insulation and sound-proofing, make Mills *the demonstrably superior system for flexible division of interior space*. For full information see Sweet's Architectural File or write for Mills Catalog No. 50.


THE MILLS COMPANY

961 Wayside Road • Cleveland 10, Ohio

Colgate Palmolive Peet Co., Berkeley, Calif. Engineers and Builders: The Austin Co.





MILLS



METAL WALLS




BATTEN ROOFING



METAL COPING

3 products by

METAL SILLS



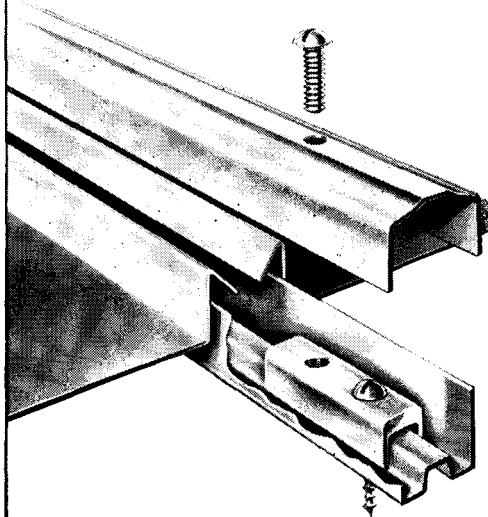
Overly

one purpose:

Lifetime **WEATHER PROTECTION**

one principle

**INTERLOCKING
MECHANICAL JOINTS**



WRITE US today for descriptive literature on the above three products. Send us your drawings and building specifications so we may make design suggestions.

OVERLY MANUFACTURING COMPANY, Dept. AR, GREENSBURG, PENNSYLVANIA
SALES REPRESENTATIVES IN ALL PRINCIPAL CITIES

HARDWARE-16: Panic Exit Mechanisms

By Seymour Howard, Architect, Instructor at Pratt Institute,

with the cooperation of the American Society of Architectural Hardware Consultants

RIM TYPE

1/4" MINIMUM THICKNESS

EDGE OF DOOR

HINGE STILE CASE (OR BRACKET) (OR "END CASE")

STILE WIDTH USUAL 4 1/2"-5"

PROJECTION FROM DOOR USUAL 4 1/2"-5"

LOCK CASE

CROSSBAR, O.D. VARIES 3/4", 7/8", 1"

LEVER ARM

EDGE OF DOOR (ONE MANUFACTURER)

1/4" MINIMUM THICKNESS

MORTISE TYPE

1 3/4" MINIMUM THICKNESS

MAY BE OBTAINED WITH 2 7/8" PROJECTION

5/8" THROW USUAL (3/4" THROW REQUIRED FOR UNDERWRITERS' LABEL)

EXPOSED TYPE

ALSO AVAILABLE WITH LATCH (OR BOLT) WHICH IS AUTOMATICALLY RETRACTED WHEN DOOR IS OPEN

TOP CASE

ROD, 3/8" OR 1/2" DIAM., OR 3/4" HALF OVAL

GUIDE

CENTER CASE

MINIMUM STILE 3"

MINIMUM STILE WIDTH 2" (DOUBLE DOOR) 2 1/2" (SINGLE DOOR WITH 1/2" STOP) USUAL 3 1/2"-5"

BOTTOM CASE

ALSO AVAILABLE WITH LATCH (OR BOLT) WHICH IS RETRACTED WHEN DOOR IS OPEN; MUST USE WHEN NO THRESHOLD

CONCEALED TYPE (H.M. DOORS ONLY)

PROJECTION 2 9/8"-2 3/4"

1 3/4" MINIMUM THICKNESS

CENTER LATCH BOLT TYPES

Used for: (1) single door
(2) active door of a pair (standard for underwriters' labeled fire door)
(3) both doors of a pair with mullion (removable or fixed)

VERTICAL ROD TYPES

Used for: (1) inactive door of a pair (standard for underwriters' labeled fire door)
(2) both doors of a pair
(3) single door (reduces chances of warping or springing)

TYPICAL FUNCTION AND TRIM ARRANGEMENTS (ALL TYPES)

NOTE: Rim type of center latch bolt and exposed type of vertical rod are also available for industrial doors in heavy duty construction with the crossbar moving across the door


OUTSIDE KEY RETRACTS LATCH BOLT; INSIDE KEY SETS THUMB PIECE	KEY SETS THUMB PIECE	KEY RETRACTS LATCH BOLT	PULL FROM OUTSIDE WHEN CROSS- BAR IS DOGGED	OUTSIDE KEY RETRACTS INSIDE KEY SETS KNOB	OUTSIDE KEY SETS KNOB	EXIT ONLY (TYPICAL FOR INACTIVE DOOR OF PAIR)	KEY SETS LEVER	WINGED LEVERS ON CYLINDER LOCK OPERATE VERTICAL RODS ONLY WHEN KEY IS IN LOCK
C.L. ONLY	C.L. ONLY	C.L. ONLY	C.L. & V.R.	C.L. ONLY	C.L. & V.R.	C.L. & V.R.	V.R. ONLY	V.R. ONLY

MECHANISMS vary with manufacturer and cost. Latches are pivoted type, usually retracted by cam and spring action, though some are made with lever arm acting directly on latch. With vertical rod operation, either pivoted type latch or sliding bolt may be used, actuated by springs, cams and gravity.

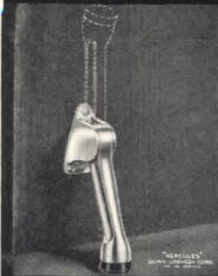
METALS: drop forged, extruded and cast brass (or bronze) or malleable iron for formed members; stainless steel or monel for pivots and pins; bars and rods extruded or rolled brass (or bronze) or steel. Tensile, strength, resilience and hardness should be checked against type of use expected.

Architectural Engineering


TIME-SAVER STANDARDS



G-J 100
Concealed Overhead Door Holder



G-J No. 4
Hercules Door Holder




G-J 21
Flush Type
Door Holder



G-J WB-5
Wall Type
Flush Bumper



G-J FB-13
Dome Type
Door Bumper



STOP *Abusive Zone* DANGERS with G-J Door Controlling Devices

In many cases when a door is carelessly thrown open, it enters the abusive zone.

The abusive zone is the danger area, normally between 90° and 110°, where doors and hardware receive their wear and tear. Most persons are orderly when passing through doors, but those who throw the door into the abusive zone are the cause of door problems.

For more than a quarter century G-J Door Control Devices have incorporated features specifically designed to reduce or eliminate the abusive zone damage to doors and their hardware.

G-J Products include controlling devices for all types of doors in all types of buildings and assure years of unexcelled door operation and protection. For detailed description and applications refer to the G-J catalog.


GLYNN-JOHNSON CORPORATION

4422 N. Ravenswood Avenue


Chicago 40, Illinois




G-J F-9
Door Holder
and Bumper




G-J F-40
Door Holder
and Bumper




G-J W-40
Door Holder
and Bumper



G-J F-20
Door Holder
and Bumper



G-J 90
Surface Type Overhead Door Holder

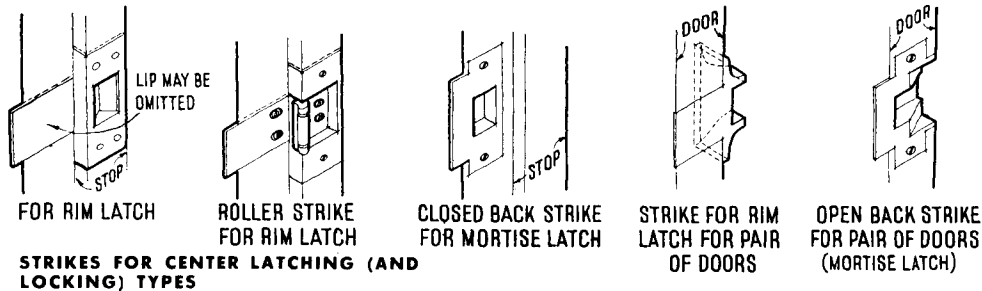


G-J 80
Overhead Door Holder and Shock Absorber

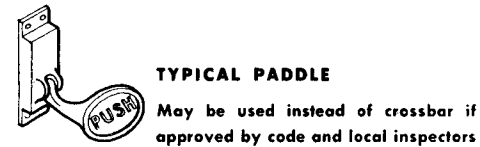
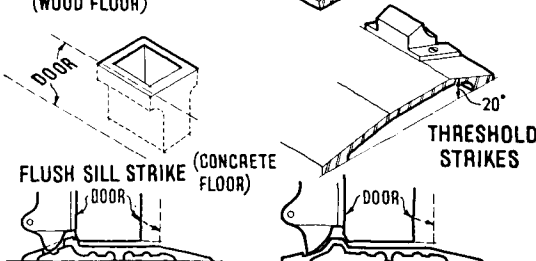
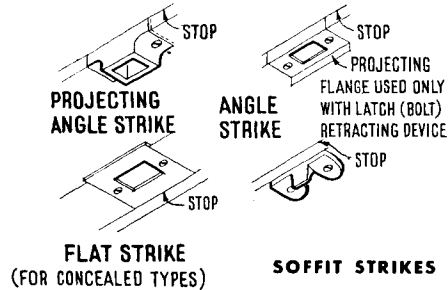
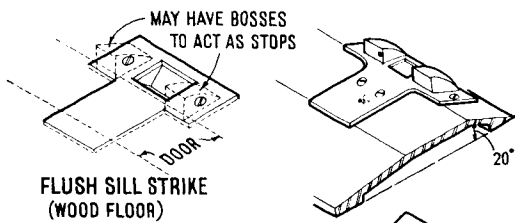
HARDWARE—17: Panic Exit Mechanisms

By Seymour Howard, Architect, Instructor at Pratt Institute,

with the cooperation of the American Society of Architectural Hardware Consultants



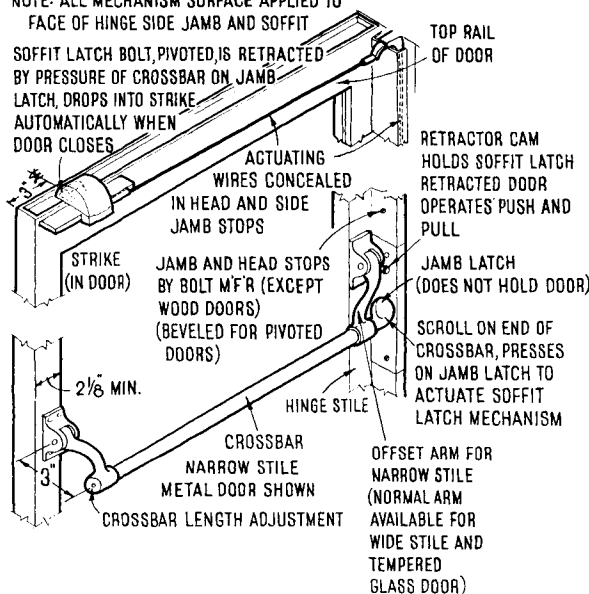
Electric release strikes also available



SILL AND THRESHOLD STRIKES

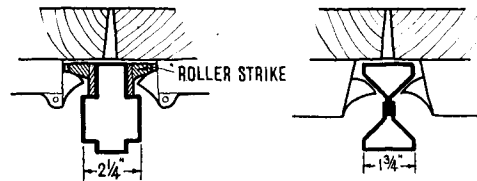
NOTE: ALL MECHANISM SURFACE APPLIED TO FACE OF HINGE SIDE JAMB AND SOFFIT

SOFFIT LATCH BOLT, PIVOTED, IS RETRACTED BY PRESSURE OF CROSSBAR ON JAMB LATCH, DROPS INTO STRIKE AUTOMATICALLY WHEN DOOR CLOSES



PANIC EXIT HARDWARE WITHOUT VERTICAL RODS OR CENTER LATCH

Used chiefly on tempered glass doors, narrow stile metal doors (or kalamein door) and wood doors. Cylinder lock available for operating jamb latch from exterior. Minimum jamb thickness to accommodate lock 1 3/4 in.



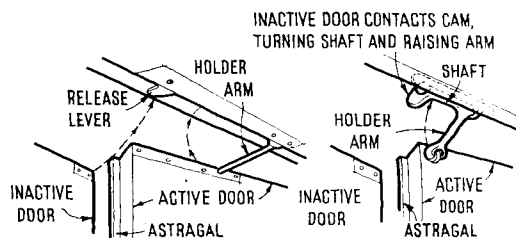
TYPICAL REMOVABLE MULLIONS

Provides single door operation for pairs of doors, and double door opening for moving furniture and equipment. Also available as 2 3/8 in. OD pipe mullion



WOOD OR METAL ASTRAGAL COMPENSATING ASTRAGAL DEVICE

For fastening astragals on double doors, using two vertical rod combination (for accident prevention only; overlapping astragal required for underwriters' labeled fire doors)



COORDINATING DEVICES

Assure closing of inactive door before active door when overlapping astragal is used

This is an



HI-BOND Reinforcing Bar

It not only meets but exceeds the minimum standards set up by ASTM A305-49. Its proper ratio of bearing to shearing area provides greater bond between steel and concrete thus providing more efficient transfer of stress at splices and reducing the size of tension cracks. This means a more efficient and better looking structure.


It saves your client's money. In many instances, end hooks can be completely eliminated which means a saving in steel, fabricating and placing costs. Because a single wire loop holds HI-BOND firmly in place—even during pouring of concrete—there are savings in wire and tying time. It is available for prompt shipment from the Ryerson Company and other leading steel warehouses throughout the middle and far west.

It costs no more than ordinary reinforcing bars!

Specify Inland HI-BOND—the reinforcing bar with the built-in anchorage.

INLAND
STEEL COMPANY

38 South Dearborn Street



Chicago 3, Ill.

HARDWARE - 18: Door Bolts

By Seymour Howard, Architect, Instructor at Pratt Institute,

with the cooperation of the American Society of Architectural Hardware Consultants

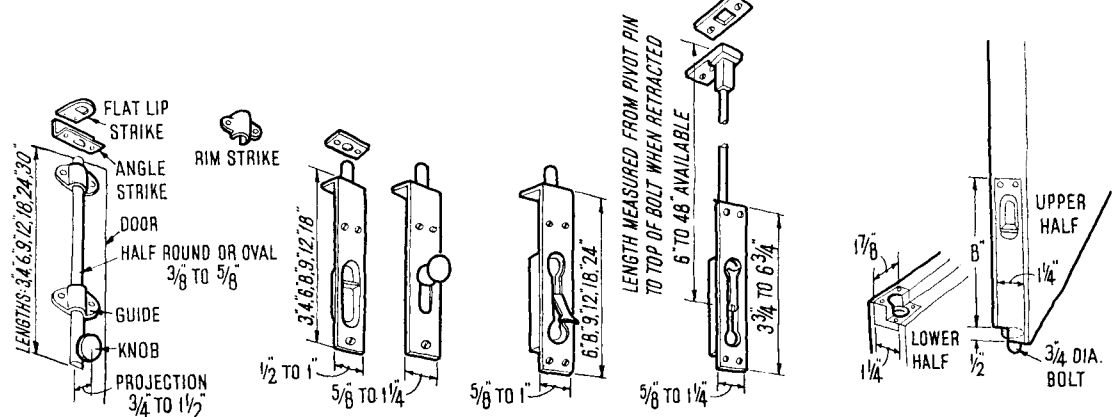
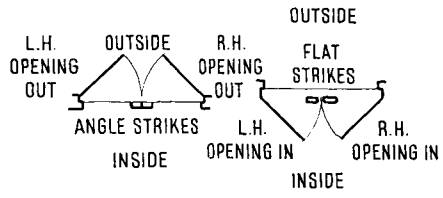
ESPAGNOLETTE
For doors opening in or out; operated from inside only

CREMONE
For doors opening in or out; usually operated from inside only, but can be obtained with knob on outside as well

MORTISE DOUBLE EXTENSION
For doors opening in or out; operated from inside only

SPECIAL CONCEALED TYPE
For doors opening in or out, operated from either or both sides. Three-point lock (latch) shown on active leaf can be used on single door (bevel front). Also available with convex front and two-point lock for french astragal. Any type trim and cylinder lock can be used

Labels in diagrams include: TOP STRIKE, TOP HOOK, TOP GUIDE, GUIDE, HANDLE, RIGHT HAND DOOR OPENING OUT, BOTTOM GUIDE, BOTTOM STRIKE, BOTTOM HOOK, TOP STRIKE, TOP STRIKE, WIDTH VARIES 1 5/16 TO 1 3/4, PROJECTION VARIES 1 3/8 TO 2 7/8, CASE, ALSO AVAILABLE WITH LEVER, ROD USUALLY HALF OVAL 3/8 TO 5/8, EDGE OF DOOR, STOP, BOTTOM STRIKE (ANGLE) USE FLAT STRIKE FOR IN OPENING OUT OPENING DOOR SHOWN, BOTTOM BOLT HEAD, BOTTOM STRIKE, TOP BOLT HEAD, BOLT ROD, EDGE OF DOOR, BACKSET OF ROD, TOP LATCHBOLT CASES (BOLTS CIRCULAR WITH BEVELED FACE), NOTE: BACKSET VARIES 7/8 TO 1 5/8, INACTIVE LEAF (TWO-POINT LOCK), ACTIVE LEAF (THREE POINT LOCK), DOOR, 1 3/4 TO 2 1/4 THICK, RABBETED FRONTS, OPERATING WIRE, SPINDLE FOR HANDLE WHICH OPERATES TOP AND BOTTOM BOLTS (ALSO AVAILABLE WITH PUSH LOCK), SECTION THROUGH MEETING STILES (MIN), SPINDLE FOR THUMB TURN (CAN USE CYLINDER LOCK), SPINDLE FOR HANDLE WHICH OPERATES LATCH AND TOP AND BOTTOM BOLTS, 1/4 x 1/4 RABBET FOR WIRE; COVERED BY BRASS CHANNEL, BOTTOM LATCHBOLT CASES (AUTOMATIC DEVICE AVAILABLE TO HOLD BOTTOM LATCHBOLT RETRACTED WHEN DOOR IS OPEN), BOTTOM BOLT, BOTTOM STRIKE.



SPRING
Also available with guide concealed in width of 1/2 in. half round rod

LEVER FLUSH
5/8" TO 1"

EXTENSION FLUSH
Can be set in edge of inactive door of a pair. Also available for application on face of stile, with knob (see double extension bolt)

FLUSH FOR DUTCH DOOR
Both upper and lower halves must be opened to operate bolt

Note: Check availability of sizes and exact details with manufacturers

Architectural Engineering
TIME-SAVER STANDARDS

put 'em on the



1. This beautiful floor installation in the Colonial House Candy Shop, East Orange, New Jersey, shows

...with the 4-square features of

No other floor covering gives you such limitless creative opportunities. No wonder leading architects and designers everywhere are again turning to the proved advantages of Nairn Linoleum. Its wide range of colors and patterns harmonizes with any decorative scheme . . . offers complete flexibility for your designs and your clients' requirements.

From a practical standpoint, Nairn's service record speaks for itself! Specified again and again by the same customers, Nairn installations have given over 30 years of economical service. Sanitary, easy to clean, crevice-free Nairn Linoleum is foot-easy and quietizing. No other material gives you and your clients *more* value for your flooring dollar!

For your specifications: Nairn Linoleum -
Nairn Wall Linoleum - Nairn Asphalt Tile.
Congoleum-Nairn Inc., Kearny, New Jersey



NAIRN LINOLEUM

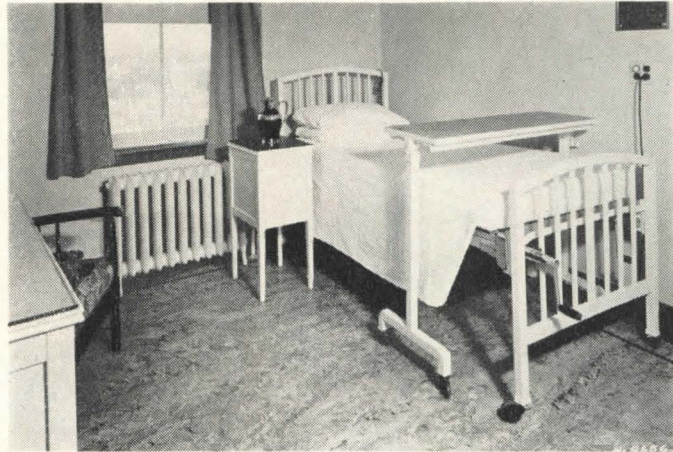
Trademark ®

© 1950, Congoleum-Nairn Inc.

right footing



ow easily Nairn Linoleum follows the architect's design . . . creates a distinctively beautiful effect.

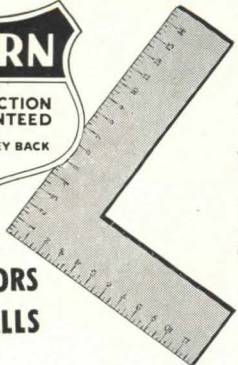


2. Nairn Linoleum makes this floor in the Hackensack General Hospital, Hackensack, New Jersey, quiet and foot-easy . . . satin-smooth surface eliminates dirt- and germ-catching crevices.



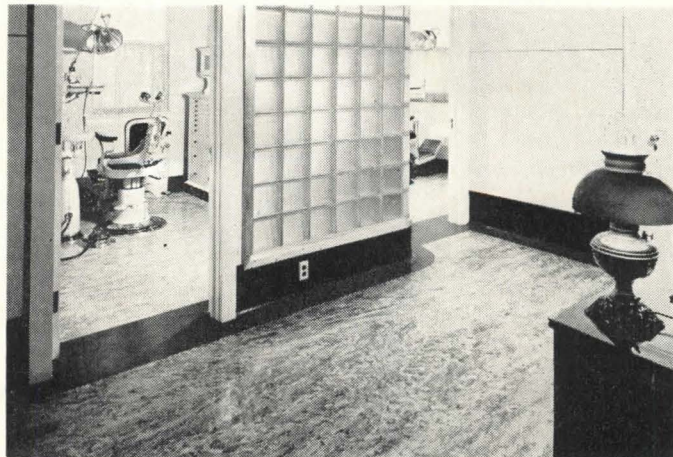
3. A corridor in the same hospital showing an installation of battleship linoleum now in use over thirty years! Proved long life where traffic is heavy . . . always clean and sanitary.

Nairn Linoleum!




- 1. Long Life**
- 2. Enduring Beauty**
- 3. Easy Maintenance**
- 4. True Resilience**

**For FLOORS
and WALLS**



4. An interior of the suite of Dr. J. D. Ross, Arlington, New Jersey, shows how Nairn Linoleum with one-piece cove base and border insures cleanliness, easy maintenance, enduring beauty.

WASHINGTON
(Continued from page 24)



they'll
thank you **THREE** times for
choosing **WOOD** window units



they'll thank you for...

MORE COMFORT. Homeowners and apartment tenants who appreciate comfort will thank you for specifying weathertight wood window units. In these windows, precision construction joins with the natural insulating qualities of wood to provide lasting protection from heat, cold, wind and dust. Wood windows, too, discourage the annoying condensation that causes water spots and extra "mop up" work.

they'll thank you for...

SUPERIOR BEAUTY. Available as pre-assembled units with modern sash balances and weather stripping, wood windows come in *many* beautiful styles, both double hung and casement, with the slender mullions and wide glass areas that modern taste demands. Wood windows, too, with their satin-smooth surfaces, take any finish beautifully.

they'll thank you for...

LOW MAINTENANCE. Wood windows today give lifetime service. Chemically treated, they resist stain, decay, insect attack or humidity . . . never rust or corrode . . . hold paint or other finishes with a firm grip. On every count, wood windows provide more value!

WOOD WINDOW INFORMATION SERVICE
38 South Dearborn Street, Chicago 3, Illinois

SEE YOUR LOCAL LUMBER DEALER FOR WOOD WINDOW UNITS

this new bill and was gaining administrative powers rapidly otherwise. It was on order from NSRB officials that the Veterans Administration architectural division stopped work on plans for certain VA hospitals in the current construction program. Those being designed for Washington, D. C., Cleveland and San Francisco were immediately affected. The Office of War Mobilization, within NSRB, was said to have prompted the interruption of plans while a decision was being made on replanning new veterans' hospitals to make them bomb-proof.

The revision of plans and specifications in the light of this order would mean vast additional expenditures. But VA said it had the money. One source indicated it would cost 20 to 30 per cent more to make a hospital A-bomb resistant. Applied to the 500-bed structure to be built in Washington, this would increase the cost from around \$6 million to approximately \$8 million. Chief architectural changes were likely to be the absence of glass in windows with a complete heat, light and air conditioning system. It was not believed that underground construction would be given serious consideration because of problems in ventilating subterranean structures. And only a minimum defense against radioactivity in the event of an A-bomb explosion would be possible for such underground installations.


At mid-year, VA had completed 19 projects in the program and had 47 others in progress. Construction contracts had been awarded on 37 of these; design work was done on two others, but no contracts yet awarded. Design was still in progress — or suspended under the NSRB order — on six and awaiting a start on two projects.

Shorts

- The technical department of N.A.H.B. is preparing a typical plan for off-site production of housing units in the event this type of housing should be necessary in the national emergency. Basic factor in the plan is the prefabrication of materials in small housing plants which could be set up quickly and economically by a large percentage of the association's

(Continued on page 170)

GOING FAST!



the NEW **BENJAMIN CATALOG REPRINT**

For architects... engineers... electrical contractors
and others having repeated need for lighting equipment data.

The Benjamin Catalog is generally accepted as the most complete and authoritative presentation of industrial and commercial lighting equipment. As the leading source of information, the demand for copies has long exceeded the supply. The expense of production of a book of this magnitude has of necessity limited the number printed. Further to those who recommend, plan or specify lighting equipment, the new reprint contains much

additional information of extreme value, such as:

- An Entirely New 32-Page Section 1 on Lighting Equipment Application.
- New specification data and listings of all New Benjamin Lighting Equipment Advancements such as:
 - "Sky-Glo" Luminous Louvered Ceilings.
 - "Magna-Flo 75" Fluorescent (for new 96" lamps)
 - "Vapor-Tite", "Sealed-Flo 40" and TX Units for damp and dusty location lighting.
 - Recessed Mounted Fluorescent Units.
 - "Shield-Flo" Fluorescent.
 - "Spring-Lox" Lampholders.

DISTRIBUTION of the new 424-page catalog reprint has been in progress since last January. You may have received your copy upon the request of a Benjamin Representative or Distributor. However, if you did not

receive it as yet, may we restate our previous announcement: "Benjamin wants everyone who has repeated and continuous use for the catalog to have one without cost or obligation of any kind. Distribution is restricted solely to insure such persons obtaining their copy."

Further, we are most anxious that such persons SECURE THEIR COPIES IMMEDIATELY to avoid disappointment through the exhaustion of our limited supply. *To insure your obtaining your copy, please send in the coupon immediately, attached to your company letterhead. To avoid disappointment, do it today!*

BENJAMIN ELECTRIC MFG. CO.
Dept. Q-1, Des Plaines, Ill.

Without cost or obligation, please send copy of Benjamin 424-page catalog.

NAME..... TITLE.....

COMPANY.....

ADDRESS.....

CITY..... ZONE..... STATE.....

Mail this
**FREE
COPY
REQUEST
TODAY!**

WASHINGTON

(Continued from page 168)

60 Times Faster



...and many times better than old-fashioned "copying"!



OZALID reproduces anything typed, drawn or written. You get perfect copies of drawings, specifications, reports, letters—anything.*

CUTS DRAFTING COSTS, SPEEDS DESIGN CHANGES

60 TIMES FASTER because Ozalid duplicates in one minute what used to take an hour manually. No wasted redrawing time when you make design changes—simply add changes to an Ozalid "intermediate" copy; then use the intermediate to make desired number of Ozalid prints.

60 TIMES FASTER because all copies are made in the same easy manner; no time wasted on machine adjustments to change sizes or colors. Ozalid makes copies any size—in sheets or continuous rolls. In colors—black, blue, red, sepia and yellow. On a variety of materials—papers, cloths and foils.

FIRST PRINT TO LAST, OZALID COPIES ARE SAME HIGH QUALITY

Because Ozalid is the "Standard of Quality" among sensitized papers.

Because Ozalid's "speed" is the same month in and month out.

Because Ozalid's longer shelf-life

means materials are fresh. Yes . . .

60 TIMES FASTER because you save *waste, labor and processing costs!*

**If light won't shine through, an inexpensive intermediary step is taken.*

WRITE TODAY for free illustrated booklet which fully explains Ozalid production shortcuts, or call your local Ozalid distributor in classified telephone book. OZALID. Dept. E-4, Johnson City, New York.

Cut Copying Costs . . . use **OZALID**

Johnson City, N. Y. • Ozalid in Canada—Hughes Owens Co., Ltd., Montreal

A Division of General Aniline & Film Corp. "From Research to Reality"

members. Builders now using on-site methods could convert quickly into the use of jigs, power tools and a miniature production line when, as and if the government required conventional prefabricated units, "shell" houses, or any type of housing produced in one area for use in another. . . . The NSRB has been talking for some time about "mobile" housing. This implies substantial quantities of knockdown housing, components partially assembled that could be stored at strategic locations throughout the country for quick movement to nearby areas.

- C. B. Sweet, president of the National Retail Lumber Dealers Association, estimated there would be enough building materials available to complete homes and other buildings now under construction without undue delay. This should be true, he predicted, even though the supply of steel and certain other building products will be curtailed. He promised that materials dealers would meet the demand to the best of their ability and would make every effort to see that available supplies go through normal trade channels to legitimate users.

- Robert P. Gerholz, president of the National Association of Real Estate Boards, urged the use of already available powers and those pending under the new defense production bill to control building materials supplies. He objected to that part of the measure proposing a licensing system for real estate operators. No such measure was authorized in World War II, he said, and could not be justified now.

- President Truman called on 14 departments and agencies to review, and curtail where possible, their civil works construction programs. As a result the Army Corps of Engineers went over its current and planned construction schedule with Budget Bureau personnel to see where cuts could be made. President Truman said he made the move to lessen the demand upon services, commodities, raw materials, manpower and facilities in competition with national defense ef-

(Continued on page 172)

Welded Design is the Key to Cutting Structural Weight and Cost



School gymnasium, 82' x 120', at Wright City, Oklahoma. Designed by David R. Graham, Tulsa, Oklahoma. Has clear, unobstructed view from everywhere. Note simple, compact roof construction.

By DAVID R. GRAHAM
Consulting Engineer
Tulsa, Oklahoma


THE limited budgets of small communities for gymnasiums, field houses and similar structures can be met simply through the use of arc welded construction. By designing the framework as a solid, continuous unit, it is possible to use lighter structural members, eliminate rivets, butt and corner plates and so cut steel requirements as much as 30%.

With welded design, the structural engineer can take full advantage of longer spans, greater ceiling clearance and less obstruction than possible with riveted or bolted construction. These benefits, of course,

mean higher availability of useful space at lower cost. These buildings are simpler to light and easier to clean.

In the past, our work has been devoted to architectural engineering involving both riveted and welded

designs and the decision on riveted or welded design was left up to the engineer. In recent years, however, it is significant to note that clients familiar with both types of structural design now specify welded construction.



School gymnasium, 72' x 120', at Tulsa, Oklahoma. Has exceptional ceiling clearance made possible by rigid-frame design.

**GET
THE FACTS**

Write for Studies in Structural Arc Welding
THE LINCOLN ELECTRIC COMPANY
Dept. 152, Cleveland 1, Ohio

Sales Offices and Field Service Shops in All Principal Cities



IT COSTS MONEY TO "HANG" A WINDOW WASHER!

Extra insurance is passed on to owner. Maintenance costs go up . . . investment profits go down.



BOTH SIDES of the

Sealuxe BROWNE
"Folding-Flue" Windows

clean from the INSIDE!

Other SEALUXE-BROWNE values . .

- 100% controllable, draft-free ventilation. When slightly bowed, a vertical V-flue lets fresh air in and foul air out without drafts.
- Force fit against resilient wool felt shuts out dirt, dust, wind, water and traffic noises. Laboratory tested.
- Stream-lined to let in more light; set off any architectural treatment.
- Fold at finger-tip pressure. Stay put under normal wind pressure.
- No metal-to-masonry contact. Resist tarnish, rust and corrosion.



OTHER SEALUXE PRODUCTS
 WINDOWS—Picture, Store Front, Commercial and Monumental Casement, Thermo (insulated) • SOLAR CONTROLS—Fins, Canopies, Shades, Louvres • BUILDING ACCESSORIES—Pilasters, Spandrels, Fascias, Trim • ENTRANCE ACCESSORIES—Building Directories, etc. • DOOR ACCESSORIES • CROWD CONTROL EQUIPMENT. For more information you are invited to clip and mail coupon below or see our catalog in Sweet's Architectural File.

SEALUXE-Engineered Products are



Employers Casualty Bldg.
 George L. Dahl, Arch.
 Dallas, Texas

BROWNE Windows throughout. SEALUXE—Engineered Spandrels. Heavy, extruded aluminum SEALUXE Pilasters conceal air conditioning ducts, water and gas pipes and electrical conduits.

J. P. TRAVIS
 President

Universal CORPORATION
 6710 DENTON DRIVE
 DALLAS 9, TEXAS
 DISTRICT SALES OFFICES, AGENTS AND DISTRIBUTORS IN ALL ARCHITECTURAL CENTERS . . .

Miracles in Metals!

MEMBER 

Please send me more information about SEALUXE-Engineered Products.

NAME _____

ADDRESS _____

FIRM _____

THE RECORD REPORTS

WASHINGTON
 (Continued from page 170)

forts. He excepted only those projects which directly contribute to meeting defense and international responsibilities.


• The Farmers Home Administration took its move along with federal housing agencies to restrict mortgage credit. Farm building loans were restricted to those whose total, plus any other farm indebtedness, does not exceed 95 per cent of the appraised value of the farm. Previously, a borrower's real estate debt could go as high as 100 per cent of the value of the farm.

• The veterans' preference provisions in law are retained in the Housing and Rent Act of 1950. Builders have been advised by the Office of the Housing Expediter that the regulations pertaining to this preference remain in effect until June 30, 1951. New rental and sale housing is covered, as are some types of converted quarters. Signs on the property must indicate compliance. Veterans of World War II and their families are given first chance in purchase or rental of accommodations completed since June 30, 1947. Projects must be held 30 days after completion for veterans.

• The site acquisition and planning program of the General Services Administration moved forward with announcement of 19 new post office construction projects in 15 states. Sites will be acquired and drawings and specifications prepared. No actual construction is involved, however. The idea is to have plans ready when Congress appropriates building funds at a later date. This fourth list in the program now brings to 510 the number of projects so designated. Subsequent announcements will raise the total to 575, the number authorized in Public Law 105, enacted by the last session of Congress. Federal buildings costing an estimated \$337 million are affected by the site-acquisition and planning program. Congress has earmarked \$40 million for this part of the work. For the most part, it is post offices that are being planned.

(Continued on page 174)

NEW 60-HOUSE HARPER VILLAGE FEATURES HEATILATOR FIREPLACES



Architect Herold Bradley combines good design and careful detailing in his new 60-house village in suburban Pittsburgh. Two-story houses, each with garage and features such as Heatilator* Fireplaces, sell for only \$13,850—an attractive price made possible by cutting costs to \$10 a sq. ft.



Architect Bradley reports quick sales!

Home hunters came to look . . . stayed on to live. Architect Bradley gives a lot of credit for the quick sale of his 60 houses to the genuine Heatilator units he specified for each fireplace. "They won't smoke," he says, "they circulate heat, and they add little to the cost of the fireplace."

Smokeless . . . Troublefree! Design any kind of fireplace around the Heatilator unit . . . and be sure of smokeless, troublefree results. It's a scientifically designed heavy-duty steel form with just the right proportions between hearth and flue openings to assure correct operation.

Saves material and labor! Your Heatilator unit adds little or nothing to the cost of the finished fireplace. It provides all the vital parts of the fireplace—saves the cost of a separate damper, firebrick and masonry otherwise required—and on most jobs, reduces time and labor.

Cuts furnace operation. A Heatilator fireplace draws in air from floor level, heats it, and circulates it to every corner of the room. It makes furnace operation unnecessary on cool Spring and Fall days. In mild climates, it is the only heating equipment needed. Ideal for camps, cabins and basement recreation rooms. Warm-air outlet grilles are easily placed to blend with any design.

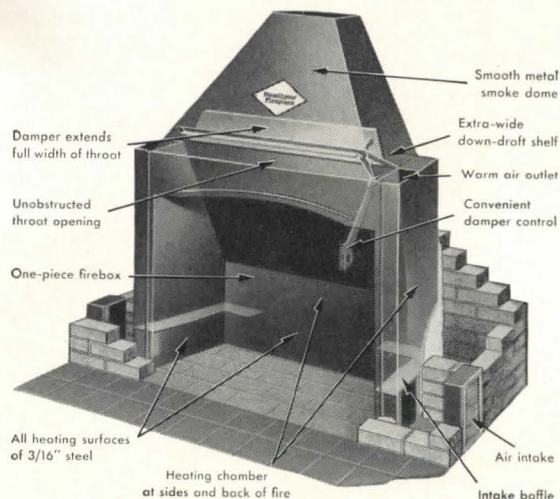
HEATILATOR FIREPLACE


TM REG U S PAT OFF

Sells Houses FASTER!

Proved for 23 years. Perfected over 23 years ago, the Heatilator Fireplace is in successful use in hundreds of thousands of American homes. Write today for complete specifications and illustrations. Heatilator, Inc., 619 E. Brighton Ave., Syracuse 5, N. Y.

**Heatilator is the registered trade mark of Heatilator, Inc.*





At a Resort City



In a Southern City



On a Pacific Coast Public Utility

formfilm

For Protective Coating of Plywood Forms

**eliminates
oil staining
and reduces rubbing
costs**

All Over America Contractors Report

- Increased speed of form handling
- Increased form use without re-coating
- Increased life of forms
- Eliminates all disadvantages of oil or oil deposits on concrete

Satisfied Users in Salt Lake City say:

ALFRED BROWN CO.—

"Rubbing costs reduced, grain raise eliminated."

OLSON CONSTRUCTION—

"More re-uses of forms especially on exposed concrete work."

The Coliseum shown above was designed by Sherlock, Smith & Adams Inc., of Montgomery, Ala., in collaboration with the New York Engineers Ammann & Whitney.

A. C. HORN COMPANY, INC.

Manufacturers of materials for building maintenance and construction—established in 1897

10th Street & 44th Avenue, Long Island City 1, N. Y.
Los Angeles • San Francisco • Houston • Chicago • Toronto
SUBSIDIARY OF SUN CHEMICAL CORPORATION

GENTLEMEN:

Please send me complete data on FORMFILM.

NAME _____ TITLE _____

COMPANY _____

ADDRESS _____

CITY _____ STATE _____

AR

Nov. 9-11: Annual Convention, Louisiana Architects Association, and Annual Meeting, Chapter officers of the Gulf States District, The American Institute of Architects — New Orleans, La.

Nov. 12-19: 43rd Annual Convention, National Association of Real Estate Boards, and First Annual National Realtors' Exhibition — Municipal Auditorium, Miami Beach, Fla.

Nov. 22-Jan. 28: "Good Design," an exhibition of the best designs in home furnishings for the year 1950 as chosen by the Museum of Modern Art Selection Committee — The Museum of Modern Art, 11 W. 53rd St., New York City, and The Merchandise Mart, Chicago.

Nov. 27-Dec. 2: 19th National Exposition of Power and Mechanical Engineering — Grand Central Palace, New York City.

OFFICE NOTES

Offices Opened, Reopened

• Willard H. Barrows, A.I.A., architectural specification writer, specification engineer and consultant, has announced the opening of an office at 104 E. 40th St., New York City. Mr. Barrows was in charge of specifications for the United Nations headquarters buildings in New York, under the direction of Wallace K. Harrison, F.A.I.A., director of planning for the United Nations.

• William F. Bigoney Jr. has opened an office for the practice of architecture at 1926 Sunrise Blvd., Fort Lauderdale, Fla. Mr. Bigoney has been in the Fort Lauderdale office of Robert Little.

• Victor Gruen, A.I.A., senior partner in the firm of Gruen and Krummeck, has announced the opening of an office in Detroit, at 1905 Industrial Bank Bldg. Other offices of the firm are located at 8460 Santa Monica Blvd., Los Angeles 46, Calif., and 967 Sutter St., San Francisco 9, Calif.

New Firms, Firm Changes

• William Crutchfield, Architect, of Chattanooga, Tenn., has announced the association with him in the practice of architecture of William Carlton Chappell. The name of the organization will be "William Crutchfield, Architect, William Carlton Chappell, Associate." Mr. Chappell is a native of Tennessee, a graduate of Columbia University and Beaux Arts School of Design of New York, and has been in the architectural field for 23 years.

• Meyer Katzman and Joseph Roberto, Architects, of New York City, have announced the formation of a partnership to specialize in store planning and design, with offices at 10 E. 52nd St.

• Whitney R. Smith and Wayne R. Williams announce the formation of a partnership to practice architecture and planning as Smith and Williams, Architects, at 204 S. Los Robles Ave., Pasadena 5, Calif.

New Addresses

The following new addresses have been announced:

John H. Graham, A.I.A., Washington Circle Bldg., 2430 Pennsylvania Ave., N.W., Washington 7, D. C.

(Continued on page 178)

NEW MECCO ROLLING GRILLES FOR ENDURING PROTECTION AND

Economy



WHERE TO SPECIFY. For applications where plans call for areas to be restricted yet provide ventilation, light and visibility, MECCO Rolling Grilles meet all specifications. They provide a handsome pattern in sturdy protective grill work that will be more economical over the years. Equipped with manual, chain and gear, hand crank or motor operation with built-in cylinder lock or padlock construction.

HOW YOU SAVE. Only the MECCO brand gives you the years of doormaking experience engineered into these specially designed MECCO Rolling Grilles. Thus you save because you get top quality and the economy of dependable long lasting service and lower maintenance. Be sure to check MECCO wherever metal doors enter your plans.

WRITE TODAY stating requirements and get complete details of the new MECCO Rolling Grilles.



doors

ALL TYPES ROLLING DOORS
ROLLING GRILLES
ROLLING DOORS TO SPECS.
KALAMEIN FIRE DOORS
TIN IRON CLAD DOORS



THE MOESCHL-EDWARDS CORRUGATING CO., INC.

P. O. BOX 1115, CINCINNATI, OHIO

Holophane Provides the Most Effective OUTDOOR LIGHTING for All Production and Security Purposes

Holophane has designed a specific unit for each phase of outdoor lighting, such as:

- Airport Loading Areas
- Blast Furnaces
- Cat Walks
- Coal Conveyors
- Craneways
- Doors
- Entrances, Exits
- Fences
- Gates
- Hangar Aprons
- Oil Refineries
- Outdoor Boilers
- Outdoor Storage
- Parking Lots
- Protective Lighting
- Roadways
- Shipping Platforms
- Sub-stations
- Swimming Pools
- Underpasses



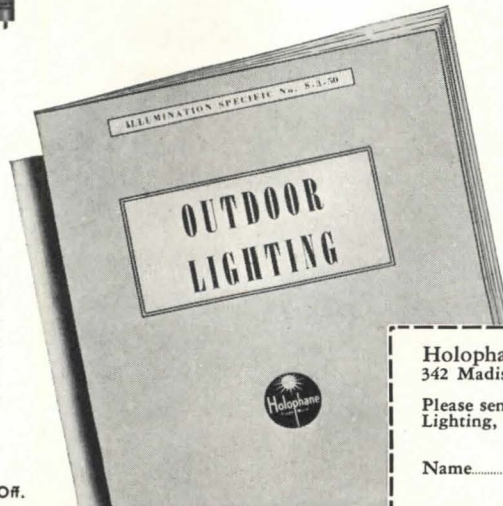
New!

1000 watt Refractolens* UNIT No. U-850. Ideal for a wide variety of outdoor locations. May be mounted against wall or recessed. Refracts the light downward at about 65° and spreads it laterally through 180°. For uniform illumination, space about four times the height above ground. This Refractolens unit is built to withstand heat, shock and weather. Rugged cast aluminum alloy housing has hinged door for access to lamp.

*Reg. U. S. Pat. Off.

Write for the Latest Holophane Book on Outdoor Lighting . . .

This important publication backed by 50 years of experience in the field, gives authoritative information and recommendations as to the units best suited for any particular application. It also includes diagrams and practical suggestions on spacing, mounting height, footcandles and other pertinent data.



Yours for the Asking!

Write today for your copy of "Outdoor Lighting". There is no obligation. Send the coupon.



Holophane Co., Inc. A.R.
 342 Madison Avenue, New York 17

Please send me, without charge, your book on Outdoor Lighting, Illumination Specific S-3-50.

Name.....

Company.....

Address.....

HOLOPHANE COMPANY, INC.

Lighting Authorities Since 1898 · 342 MADISON AVENUE, NEW YORK 17, N. Y.

THE HOLOPHANE COMPANY, LTD., THE QUEENSWAY, TORONTO 14, ONTARIO

Gimeon Heller, A.I.A., 38-11 Union St., Flushing, N. Y.

Joseph H. Heuer, Structural Engineer, Rms. 6 and 7, 1 S. Northwest Highway, Park Ridge, Ill.

Raymond Loewy Associates, 488 Madison Ave., New York City.

S. Lewis Santomieri, Consulting Engineer, Box D, Botkins, Ohio.

**ELECTIONS
APPOINTMENTS**

• L. Morgan Yost has been elected president of the Chicago Chapter of The American Institute of Architects for the coming year. Other officers are: Albert F. Heino, first vice president; John F. Kausal, second vice president; Roy B.



Carlos Photo

L. Morgan Yost, Chicago A.I.A. President

Blass, secretary; and Edward L. Burch Jr., treasurer. Norman J. Schlossman, retiring president, becomes a member of the executive committee for one year; and Ray Stuermer has been elected to a four-year term on that committee.

• Harold E. Bolin has been appointed assistant director in charge of the Federal Housing Administration insuring office at Spokane, Wash., FHA Commissioner Franklin D. Richards has announced. Mr. Bolin succeeds Assistant Director Charles Freese, who reaches retirement age this month.

• Edwin C. Dimling has joined the Associated Merchandising Corp. of New York as representative for store planning and store building operations, replacing Harold Dayton, who has resigned. Mr. Dimling is vice president in charge of store planning and design work at Russell W. Allen, Inc. He was formerly—from 1938-1945—with Gimbel's in Pittsburgh, first as store architect in charge of store planning and later as internal store promotion manager.

• Commissioner Franklin D. Richards of the Federal Housing Administration has announced the resignation of Folger Johnson as director of the Federal Housing Administration for the State of Oregon. Albert L. Buchner, who has been assistant director of the Portland office, has been named by Commissioner Richards to succeed Mr. Johnson.

• New York Architect Raphael Hume has been elected president of the Liturgical Arts Society. Other new officers for the coming year are: Dr. Becket Gibbs, vice president, and Lawrence L. Mitchell, assistant secretary.

(Continued on page 180)

**CABOT'S
STAIN WAX**

**ATTRACTIVE •
ECONOMICAL •
PRACTICAL •**

BAMBERGER & REID, ARCH., San Francisco, Calif

A smart, clean interior finish for paneling, woodwork, molding and trim. Inexpensive to apply . . . stains and waxes in one operation combining the transparent, penetrating colors of stain with the soft lustre of a wax finish. Wear resistant and easy to maintain.

UNIQUE BLOND COLORS

CABOT'S STAIN WAX comes in a wide selection of attractive colors including White, Ivory, Silver Gray, Seashore Gray and Natural . . . which complement modern interiors. Natural and White may be tinted with colors in oil for additional variety. **ALSO AVAILABLE** in conventional dark shades . . . Maple, Mahogany, Walnut and California Redwood.

WRITE TODAY for color card and actual samples of wood.

**SAMUEL CABOT
INC.**

949 Oliver Bldg., Boston 9, Mass.

Selectomatic Elevators

SPEAK WHEN SPOKEN TO...



Selectomatic has a pleasing reply for every request for service. That reply is a car going in the desired direction within a minimum of waiting time

Take a typical office building during the "off peak" period. Tenants voices change from loud demands for down and gentle whispers for up... to a clamor for up and a polite inquiry for down... to a steady babble for equal service in both directions. Selectomatic has an instant and automatic answer for each request.

That's because Selectomatic is never confused by the number or type of calls. Its unique electrical brain calmly separates the "ups" from the "downs" and regulates the entire elevator bank to give the most efficient service possible—and it does it all instantly and automatically.

Unlike other systems, Selectomatic doesn't depend on a starter's hunch for when to send which cars where. With Westinghouse Selectomatic automatically matching service to demand, the starter can concentrate on his most important job... directing traffic.


***Selectomatic, an exclusive Westinghouse development, completely supersedes the previous accepted elevator standard... signal control.**

See and hear the complete story of Westinghouse Selectomatic. Write on your letterhead and we'll gladly arrange a showing, at no cost, of our sound motion picture "Speeding Vertical Transportation With Selectomatic Elevators." Elevator Division, Dept. D-1, Westinghouse Electric Corporation, Jersey City, New Jersey.

YOU CAN BE SURE...IF IT'S

Westinghouse

(Continued from page 178)



**All you've ever wanted
in a fine bathroom cabinet
is in this new Hall-Mack**
Mirro-Glide

HERE IS THE very *most* in bathroom cabinet beauty and convenience... two sliding plate glass mirror doors which conceal a spacious, double size recessed cabinet.

There's *beauty* in the large handsome expanse of plate glass mirror (39"x22") completely bound by a wide chrome frame... in the gleaming white baked enamel steel cabinet... in the fine Hall-Mack workmanship and finish.

And there's real *convenience* in the big divided cabinet with more than *twice* the room of an ordinary cabinet... in the six fully adjustable glass

shelves... in the smoothly sliding mirror doors which always provide a 20"x22" mirror for use even when one cabinet is opened.

Wherever you want the ultimate in cabinet quality, and the most in beauty and practical convenience—install the new Hall-Mack Mirro-Glide.



In the complete Hall-Mack line are cabinets for mansion or modest cottage, all made to exacting quality standards to give years of satisfying service. Hall-Mack seamless steel cabinets with lifetime porcelain interior... fluorescent and lumiline lighted cabinets... seamless enameled cabinets... wall or recessed types... provide a selection for every requirement. Write for folder. Hall-Mack Company, 1344 W. Washington Blvd., Los Angeles 7, Calif.

F1826

F1624L

**And remember...
Hall-Mack accessories...**



- John T. Koehler, acting administrator of the Maritime Administration, has announced the membership of an architects' advisory committee for the memorial chapel to be erected at the United States Merchant Marine Academy, Kings Point, N. Y. The members of the committee are: Douglas W. Orr, New Haven, Conn., of the Architects Advisory Committee for the Renovation of the White House, and architect for the memorial chapel at the U. S. Coast Guard Academy at New London, Conn.; Arland A. Dirlam, Boston, Mass., church designer; Daniel Merrill, New York, architectural consultant; Rev. Elbert M. Conover, New York; and Alfred Hopkins & Associates, New York, who designed all of the existing new construction at the Merchant Marine Academy.

- Following his retirement from the Corps of Engineers, E. R. Shepard of Washington, D. C., has been appointed technical associate for the Hinchman Corp. of Detroit, Vice President James Hirshfeld has announced. Mr. Shepard has had wide experience in the fields of soil corrosion, cathodic protection and geophysics, both with the National Bureau of Standards and with the Public Roads Administration and the Corps of Engineers. He is the author of numerous technical publications on stray current electrolysis, cathodic protection, corrosion mitigation and allied subjects.

AT THE COLLEGES

**European Scientists Study
At M.I.T. Summer Session**

Advanced research at the Massachusetts Institute of Technology was made possible this summer for 36 young European scientists and engineers by the Economic Cooperation Administration.

Under ECA's technical assistance program, qualified technicians from industry, government, research centers, and universities in 12 Marshall Plan countries worked on projects which will further European recovery.

Fields of study covered by the research projects included internal combustion engines, reconstruction and town planning, communications, electronics, biochemistry, cost analysis, chemistry of synthetic rubber, and reinforced concrete.

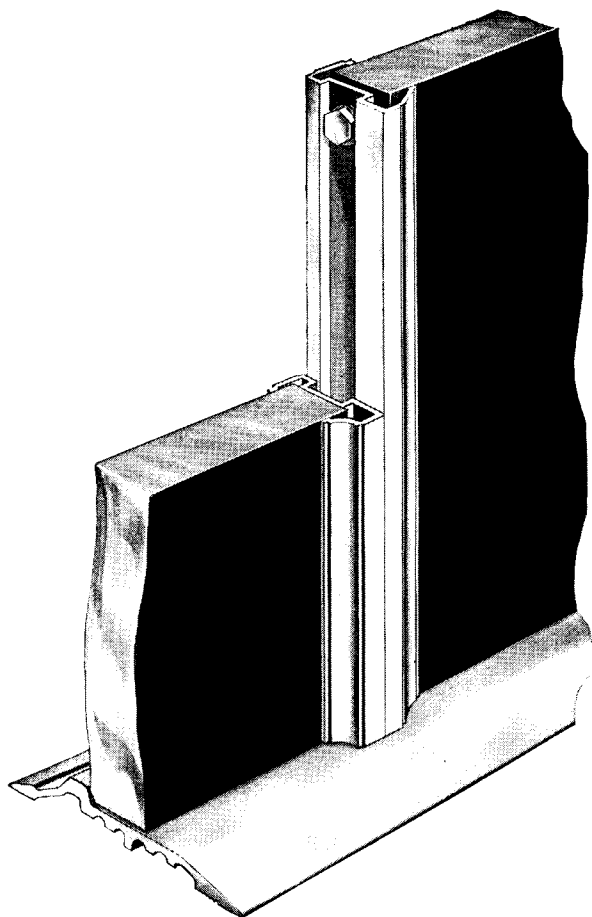
(Continued on page 184)

... those heavenly carpets by **LEES**

You are looking at
Lees Iridescent!
Wonderful to walk on,
lovely to look at,
yet easy to own because
the price is so moderate.
This fine carpet
comes in nine fashion colors
and is just one example of
the wide world
of textures and patterns
this great mill makes from
yarns of 100% imported wool.
Ask your dealer to
show you other
Heavenly Carpets by Lees
in all price ranges.
The color shown is
Damask Blue.



KEEP EXIT DOORS HAPPY WITH Von Duprin COMPENSATING ASTRAGALS

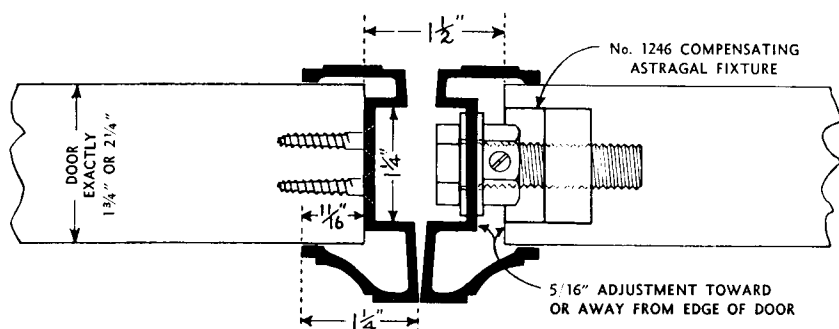


As you know, the completely satisfactory operation of double doors equipped with two vertical rod panic devices depends upon having the correct type of astragals, properly adjusted. Von Duprin Compensating Metal Astragals provide for proper adjustment over the entire life of the doors . . . save money, time and trouble. They bring you five distinct benefits:

1. Allow for easy adjustment to relieve door interference or reduce clearance space.
2. Establish, architecturally and mechanically, correct meeting stile details.
3. Permit independent operation of each door.
4. Provide correct bevel— $\frac{1}{8}$ " in 2".
5. Eliminate gap between doors by projecting the meeting stile edges to the point where arc travel of each door meets.

Made of extruded Architectural Bronze or Architectural Aluminum, Von Duprin Compensating Astragals add to the appearance of either metal or wood doors.

**VON DUPRIN DIVISION
VONNEGUT HARDWARE CO., INDIANAPOLIS 9, INDIANA**





What do the back fences say about you?

One neighbor tells another. And the architect who specified Bryant automatic gas heating always rates high in those confabs . . . continues to win more clients over the back fences, too!

Customer satisfaction is built into Bryant equipment. It's drawn in by the product designers, kept safe by the finest automatic controls, retained by the heavier construction that assures longer service life. The user is better satisfied . . . more pleased with the architect who gave him *quality* heating.

Yes, and Bryant lends a helpful hand in other ways. The Bryant distributor offers a single source for most every type of gas heating equipment. He furnishes valuable engineering assistance, maintains an adequate warehouse stock. He stands ready to work with you on every job, from single installation to large project.

If you are interested in having what's said over the back fences mean more clients for you, *keep specifying Bryant heating!*



Let the pup be furnace man
... and water boy, too!

bryant

AUTOMATIC HEATING

The most complete line of gas heating equipment in the nation

Bryant Heater, Dept. 236,
17825 St. Clair, Cleveland, Ohio
() Send me the new booklet that tells
the Bryant story. () Have your distributor call on me.



Name _____
Company _____
Address _____
City _____ State _____

DON'T LET ROT AND TERMITES ENDANGER YOUR GOOD REPUTATION



You protect yourself and your clients when you specify WOLMANIZED Pressure-Treated Lumber. It stops costly damage due to wood decay and termites. It gives your clients better construction and prevents trouble that neither of you want to experience.

WOLMANIZED Lumber is pressure-treated. It provides sure, lasting protection against rot and termites—lasts 3 to 5 times longer than untreated wood. It's a time-tested, service-proved building material. Besides, it's clean, odorless, non-leaching and paintable.

Stop Costly Damage to Wood Structures at These Common Danger Points

Here are some of the common conditions that call for the use of WOLMANIZED Pressure-Treated Lumber:

1. Where excessive ground moisture, rain or thaws cause early decay failures.
2. Where wood is subject to termite attacks.
3. Where wood touches concrete or masonry.
4. Where steam and vapor from industrial processes promote wood decay.
5. Where walls, floors, ceilings are subject to condensation from refrigeration.
6. Where wood is exposed to moisture in humidified buildings.

FREE BOOKLET TELLS THE STORY

Get all the facts. See why WOLMANIZED Pressure-Treated Lumber provides sure, lasting protection against wood decay and termites.

Write for "THE WOLMANIZED Story" today.



AMERICAN LUMBER & TREATING COMPANY

General Offices: 1650 McCormick Bldg., Chicago 4, Illinois

Branch Offices: Baltimore, Boston, Jacksonville, Fla., Los Angeles, New York, Portland, Ore., San Francisco, Little Rock, Ark.



For SURE
protection
build with...

WOLMANIZED
PRESSURE TREATED LUMBER

THE RECORD REPORTS

(Continued from page 180)

CCNY Course for Builders Is Scheduled for This Fall

A "Home Builders Course" designed to give young builders a professional understanding of modern cost-conscious methods as used by successful contractors and builders will be given this fall at the Midtown Business Center of the City College of New York.

All of the basic operations in construction, management and business phases of home building will be studied with a view to improving the efficiency of builders and their assistants.

The project is being conducted with the warm encouragement and advice of Emanuel Spiegel, former regional vice president of the National Association of Home Builders and current president of the New Jersey Home Builders Association.

Lecturers for the course will include three New Jersey Association leaders: John Wright, executive vice president; Richard D. Hudson, chairman of the New Jersey Association's Codes Committee; and Fred Naef.

The fall session will open October 9. Applications should be made to the Supervisor of Admissions, City College Midtown Business Center, 430 W. 50th St., New York 19, N. Y.

Regional Airports Seen as "Pivots" of Future in U. S.

Large regional airports will soon become the geographic pivot around which U. S. community life will revolve, says Chairman George Howe of Yale University's Department of Architecture.

Present airport facilities, according to Professor Howe, are already proving inadequate and new airports are being built in areas farther from the cities where land for expansion is readily available. At the same time, he notes, plans have been made for large helicopter landing stages in the center of the cities.

Professor Howe discussed the effects of air transportation on community planning on a recent edition of Yale's weekly radio program over a New Haven station.

At present, aviation has brought about the new concept of airport facilities—the hangar and the air terminal building—but these are still in a state of evolution, Mr. Howe explained. He went on to say that, while the general


(Continued on page 186)

"KAYLO" ...trade-name of a unique material for a great line of building products

Kaylo material of structural density is composed of 20% inorganic solids and 80% microscopic voids, giving it exceptional resistance to heat flow. In addition to high insulating value, Kaylo material is incombustible, rot-proof, vermin-proof and insoluble in water.


Kaylo material is lightweight—only 20 lbs. pcf—yet it is amply strong for all applications for which Kaylo building products are designed.

Kaylo products offer the architect and builder many unique advantages. Mail the coupon below for literature.



KAYLO INSULATING ROOF TILE

Kaylo Insulating Roof Tile are high in insulating value, lightweight, structurally strong and incombustible. The 23-lb. tile (18"x36") are laid quickly and easily on steel sub-purlins or nailed to wood joists, spaced 36" on centers, forming a strong, long-lasting roof deck over which standard roofing materials are applied.



KAYLO LAMINATED PANELS

Kaylo Laminated Panels, formed of Kaylo core material with cement-asbestos facings, give better insulating value than 16" of concrete. The Kaylo core is incombustible, insoluble in water and rot-proof. Kaylo Laminated Panels are lightweight (6 lbs. psf), easy to erect and form complete exterior curtainwalls or interior partitions.



KAYLO FIREDOORS

Kaylo Firedoors, with their incombustible core, have an Underwriters' rating for Class B and C openings. They offer the beauty of natural wood, fire protection, insulating value and dimensional stability. Kaylo Firedoors do not warp, swell or shrink—tests of 2,000,000 closings produced no breakdowns.

KAYLO®

BUILDING PRODUCTS

OWENS-ILLINOIS GLASS COMPANY
Kaylo Division • Toledo 1, Ohio

SALES OFFICES:

Atlanta • Boston • Buffalo • Chicago • Cincinnati • Houston • Minneapolis • New York
Oklahoma City • Philadelphia • Pittsburgh • St. Louis • Toledo • Washington

SEND COUPON FOR LITERATURE ON
KAYLO BUILDING PRODUCTS

OWENS-ILLINOIS GLASS COMPANY
Kaylo Division, Dept. N-23, Toledo 1, Ohio

Gentlemen: Please send me literature about the following:

Kaylo Roof Tile Kaylo Laminated Panels Kaylo Firedoors

NAME.....

FIRM.....


ADDRESS.....

CITY..... STATE.....

Heats one room, suite or building!

NEW STEWART-WARNER

"SAFETY-SEALED" HEATING UNIT!



This adaptable new "packaged" unit solves your most difficult heating problems with new ease and dependability. Stewart-Warner's "Safety-Sealed" Saf-Aire unit is a completely automatic, independent gas heating system. Versatile in application, this compact unit provides safe, reliable heat for an entire building, remote zone, or a single hard-to-heat room.

No closet, floor or basement space is wasted. No chimney, ducts or electricity are required for installation in any exterior wall of wood, brick, stucco or cement-block construction.

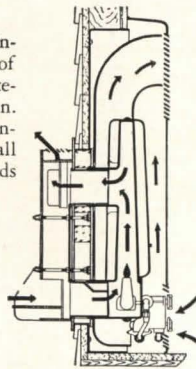
Exclusive "Safety-Sealed" construction seals all combustion air and products from contact with heated room air. The patented exterior wall vent draws in *outside* air for combustion, then vents all combustion products outside *through the wall!*

Now available with manual or thermostat control, Saf-Aire operates on natural, manufactured or LP gas. Has *no moving parts* to maintain or replace. **WRITE NOW FOR COMPLETE, FREE SPECIFICATIONS!**

SAF-AIRE fits easily into any exterior wall of wood, brick, stucco or cement-block construction. Interior wall panel connects directly to the small exterior wall vent. Needs no chimney, ducts or electricity!

Model 991-14
14,000 BTU/HR
18" x 24" x 4"

Model 992-20
20,000 BTU/HR
18" x 38½" x 4"

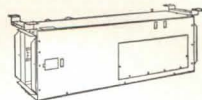


These Stewart-Warner Heaters are "Safety-Sealed," too!



South Wind Zone Heating System

Installed in any inside or outside wall. Single or double grille units. Two suitcase-size units heat average home. Automatically modulated flow of heat. Thermostat control.



South Wind Zone Furnace

Compact, forced-air unit. Easily tucked away under the floor, in a closet or any convenient space. Short ducts from centralized installation. Thermostatic heat control.



Approved by American Gas Association

STEWART *Safety Sealed* **WARNER**
DOMESTIC HEATING

STEWART-WARNER CORPORATION

South Wind Division • 1522 Drover Street • Indianapolis 7, Indiana

THE RECORD REPORTS

(Continued from page 184)

idea of modern house planning is "pretty well established," airport facilities will probably assume a recognizable conceptual form within the next half century, as metropolitan railroad stations and their surroundings did in the last.

"If architectural concepts are taken in a broad sense," the Yale professor pointed out, "automobiles have contributed the parkway, the express highway, the traffic interchange nucleus and the multi-story garage. These are all new. But so far, no well-integrated communities have grown up around air terminals or along motor traffic routes.

"Such communities have always appeared in the past on traffic lanes and crossings, rivers, trails, roads and railway lines; and it seems to me inevitable that the old process should repeat itself, along new traffic routes and crossings, in the long run."

Citing the "recognized economic fact" that an airport is not a sound financial unit, Mr. Howe said "a regional airport would necessarily be in charge of a regional authority of some kind.

"It doesn't seem impossible to conceive, then, since government planning at the regional and national levels has been accepted in principle, that the authority in charge of an airport should go beyond the provision of subsidiary facilities directly connected with it to plan a whole town.

"Such a town could be planned on a nuclear traffic and utility layout, with land-use, land-coverage and height zoning provisions, as well as a diagram for gradual expansion. Admittedly, such an undertaking would involve a large expenditure, initially non-remunerative, but I believe such a new town at an important traffic center, developed by private enterprise within a planned framework, would grow at an astounding rate."

Illinois Small Homes Council Revises Interior Design Circular

"Interior Design," a revised edition of an earlier circular by the Small Homes Council of the University of Illinois, Urbana, Ill., is now available.

The new circular replaces a 1946 issue entitled "Fundamentals of Interior Design" in the Small Homes Council's series of 24 publications for home planners and builders.

(Continued on page 188)

MODERN DOOR CONTROL BY LCN • CLOSER CONCEALED IN HEAD FRAME

OTTUMWA COUNTRY CLUB, OTTUMWA, IOWA

LCN CATALOG 11-E ON REQUEST OR SEE SWEETS • LCN CLOSERS, INC., PRINCETON, ILLINOIS


Harold Spitznagel, Architect





"Quick Change" Three-R Style

R-W DeLuxe FoldeR-Way Partition
FULLY AUTOMATIC—ELECTRICALLY OPERATED




R-W DeLuxe FoldeR-Way Partition, bi-parting, 64' x 22' opening.

Just a turn of the switch key and the R-W DeLuxe FoldeR-Way Partition goes into operation silently and swiftly . . . locking and unlocking, opening and closing automatically! Designed specifically for school gymnasiums, auditoriums, stages and other high or wide openings—no matter how large—to be closed against light and sound, electrically operated FoldeR-Way Partitions are the answer to present-day problems of economy in space and expenditure. They transform any large indoor area into two smaller

ones—a quick change made entirely without manual effort.

Yes, you turn the switch key and R-W does the rest! DeLuxe FoldeR-Way locks to the floor without floor bolts, keepers, guides, tracks or manually operated sealing strips, pressure-sealing itself to the floor for complete soundproofing. When bi-parting partitions are installed, both halves are synchronized to operate simultaneously—all sections are full-size, equal width doors folding in accordion fashion into jamb or pocket.

R-W Offers a Complete Line of Single and Multiple Action Classroom Wardrobes



R-W No. 833 Multiple Action-Master Control Door Wardrobe

Richards-Wilcox Classroom Wardrobes are outstandingly popular because they are designed to give maximum space for pupils' wraps without overcrowding—because simplicity of design and installation in wall recess means low cost. Wardrobes are available in Single or Multiple Action-Master Control Door units with mounted slate or cork boards. Each door opening accommodates eight to ten pupils.

Also...

Uninterrupted R-W Service to HOME, INDUSTRY and FARM

Since 1880

- In industry, conveyor systems to solve any overhead handling problem.
- In the home, R-W Silver Streak Vanishing Door Hangers and Aluminum Track afford quick, economical conversion to space-saving Disappearing Doors. Complete hardware for modern overhead garage doors.
- For the farm, barn door hardware up to any size, gable door fixtures, stay rollers, latches, etc., that perform up to par year after year.

Get all the facts about Richards-Wilcox cost-cutting, space-saving FoldeR-Way Partitions and Classroom Wardrobes now—write today or call your nearby branch office for complete information without obligation.

Richards-Wilcox Mfg. Co.

"A HANGER FOR ANY DOOR THAT SLIDES"
AURORA, ILLINOIS, U. S. A. • Branches in all principal cities

1880  1950

OVER 70 YEARS

THE RECORD REPORTS

(Continued from page 186)

Faculty Appointments

• Frederick M. Wells, chairman of the Department of Design in Cornell University's College of Architecture, has been named Andrew Dickson White professor of architecture. He succeeds Prof. A. Duncan Seymour Jr., who retired June 30.

• Dean Ernest Pickering of the University of Cincinnati's College of Applied Arts has been appointed a member of the new national accrediting board of the National Association of Schools of Design. The board will direct a program set up by the association for the accreditation of schools of design in the U. S.

BUILDING NOTES


Plan 32-Story Addition For Chrysler Building

Chrysler Building East, a 32-story addition to the Chrysler Building in New York, will occupy about 75,000 sq ft of land, the entire block bounded by Lexington Avenue, 42nd Street, 43rd Street and Third Avenue except for a

(Continued on page 192)

Model photo shows present Chrysler Building with projected addition seen at left





**Power Company
Racks Conduit
with
UNISTRUT!**

Above picture shows an exceptionally compact and well designed installation in the Dan River Steam Plant of the Duke Power Company.

Here's a good example of how one power company used adjustable, easily erected Unistrut all-purpose metal framing to support heavy rows of conduit. In this installation the company's own personnel utilized completely Unistrut's built-in flexibility, great strength and trim framework to erect fool-proof "on-the-job" framing where supporting members were added as the work progressed.

Unistrut permitted the conduit runs to be installed closer together, conserved space, provided neat

appearance and structural excellence—eliminated entirely the need for drilling, welding, or special tools. These are important cost-saving reasons why it will pay you to give Unistrut a trial in your business.

Unistrut is metal channel with a continuous slot along one side. You simply insert the Unistrut spring nut into the slot at approximate point where attachment of another framing member is desired, slide to exact location and bolt to Unistrut fitting. Nut is thus secured to inturned edges of slot—provides positive clamping action, prevents slippage. Unistrut includes concrete inserts, roller pipe supports, brackets, clamps, hangers and framing fittings, and many other standard parts which combine to provide the world's most flexible system of support or suspension.

Free Catalog! Write today for 24-page Catalog 500—Construction Uses of Unistrut in the Electrical and Mechanical Trades, and Free Sample of Unistrut.

The **3** Quick Unistrut Steps



Insert nut into slotted channel Locate fitting and nut Tighten bolt — it's done

U. S. Pat. Nos. 2327587 2363382 2329815
2380379 2345650 2405631
Other Pats. Pend.



Prompt Delivery from Warehouse Stocks in Principal Cities Consult your Telephone Directories

The World's Most Flexible All-Purpose Metal Framing

UNISTRUT PRODUCTS COMPANY
1013 W. Washington Blvd., Chicago 7, Ill., Dept. R-9

Please send me your Catalog 500, sample of Unistrut without obligation.

Catalog 500 Name _____

Sample of Unistrut Company _____

Address _____




City _____ Zone _____ State _____

UNISTRUT PRODUCTS COMPANY


1013 WEST WASHINGTON BLVD. • CHICAGO 7, ILLINOIS

THE NEWEST in Air

ANNOUNCING—the sensational Yorkaire completely Hermetically Sealed Circuit Conditioner that makes possible air conditioning for the entire home that is as Trouble-Free and Simple as the modern home refrigerator, *and at a cost most everybody can afford!*



THERE ARE YORKAIRE RESIDENTIAL CONDITIONERS



Another big
Headquarters for — **Refrigeration**

FOR YOUR NEAREST YORK REPRESENTATIVE

Conditioning for the Home

Here it is! The big air conditioning news of the year! Luxurious, comfortable, mechanically cooled and dehumidified air for the entire residence with the same dependability, the same freedom from trouble your clients have learned to demand from the most modern home refrigerator.

And here's what made it possible:

The Yorkaire Sealed Circuit Conditioner has a trouble-free, completely hermetically sealed cooling system—tested and heat-sealed at the factory. Dirt can't work its way in. The refrigerant can't leak out.

It is the most positive assurance of dependable residential air conditioning ever offered home owners! Assures simplicity of installation! Assures simplicity of operation! Assures the lowest possible costs: less than \$1,000 to cool an average size 5 room home heated by forced warm air!

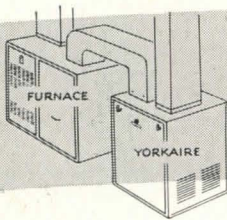

The "hermetic seal" principle of the Yorkaire Residential Conditioner cooling circuit has proved itself season after

season to thousands of enthusiastic users of York's famous single-room air conditioners and multiroom and commercial size "package" units. And it has proved itself as well in York's Automatic Ice Maker, developed to provide the food and beverage industry with a convenient, economical, point-of-use source of pure, clear, uniformly crushed ice and the famous "ice cube with the hole."

You'll be amazed at the speed and ease with which Yorkaire Sealed Circuit Conditioners can be installed—using the ducts of present heating plants or, at additional cost, as an independent central system, or series of remote units—tucked away wherever there's waste space.

And whatever the type or size of the home—dream stage or existing construction—there are Yorkaire Sealed Circuit Conditioners, sizes and models, to dovetail perfectly with your cooling and dehumidifying specifications.

By all means, call your York Representative now to arrange for your future installations. York Corporation, York, Penna.



Your York Representative is an air conditioning specialist, able and qualified to provide maximum efficiency and tight-fisted economy whether you're interested in room, residential, office, store or commercial air conditioning.

FOR ALL TYPES OF HOUSES—ALL APPLICATIONS

advance from
and Air Conditioning **YORK**

SEE YOUR CLASSIFIED TELEPHONE DIRECTORY

THE RECORD REPORTS

(Continued from page 188)

100 by 100 ft plot on 42nd Street east of the present structure.

Reinhard, Hofmeister & Walquist are the architects, with Guy B. Panero as consulting engineer and Edwards & Hjorth as structural engineers. Work has already started and completion is scheduled for Sept. 30, 1951.

The new building will abut the north-east wing of the Chrysler Building for the first six floors. It will be a completely

self-contained unit with all its own utilities.

The tower portion of the addition will be located at the opposite end of the block from the Chrysler Building to protect access to daylight for both. Special consideration was given in design to flexibility in floor plan.

The addition has been designed to harmonize with the present building. Architect for the 77-story Chrysler

Building was William Van Alen, now of Carroll, Grisdale & Van Alen, Philadelphia.

The new building will add about 400,000 sq ft of rentable office space out of a total area, including ground floor and basement, of 430,000 sq ft. Total area of the present structure is 930,000 sq ft.

U. S. Steel-Mellon Skyscraper Is Going Up in Pittsburgh

Scheduled for completion next May is the 40-story office building for United States Steel Corp. and the Mellon National Bank and Trust Co. now under construction in Pittsburgh's "Golden Triangle."

Pittsburgh's newest skyscraper, another giant of glass and stainless steel, is expected to cost about \$28,500,000. William York Cocken of Pittsburgh and Harrison and Abramowitz of New York are the architects.

The building, which will be the first large office building in Pittsburgh to be completely air conditioned, will have stainless steel window frames and sash and a facade of stainless steel panels.

Sub-floors will be made of cellular steel panels, welded to the steel frame. The cells will carry piping, telephone cables and conduits. Access to electrical outlets will be possible at almost any spot by merely drilling a hole through the floor and inserting a plug.

Windows will have a special greenish-color glass to reduce glare, absorb infrared rays and keep out summer heat. A

(Continued on page 194)



Feralun Safety Treads after 23 years of service at the Ketterlinus Lithographic Manufacturing Co., Philadelphia, Pa.

"... no signs of wear after 23 years"

There's a lot of daily traffic between departments of this busy lithographic company, yet for 23 years Feralun Safety Treads have withstood the punishment of thousands of hurrying feet—with "no signs of wear."

A quarter-century of resistance to wear—a quarter-century free from maintenance and repairs—and a quarter-century of underfoot safety, too, on Feralun's non-slip surface with many years of service ahead.

Examples like this show why architects, engineers and builders insist on Feralun treads, nosings and plates. Made of cast iron with wear-resistant abrasive particles securely embedded in walking surfaces, including the nosings, Feralun provides a sure-footed "grip" that keeps feet from slipping—and wears and wears. The coupon below will bring you full information on Feralun. Send it today.

Also available in Bronze, (Bronzalun)—Aluminum, (Alumalun)—and Nickel Bronze, (Nicalun).

*Reg. U.S. Pat. Off.

<p>AMERICAN ABRASIVE METALS CO.</p> <p>463 Coit Street Irvington 11, N. J.</p>	Gentlemen: Please send me full information on Feralun.	
	Name.....	Title.....
	Company.....	
	Street.....	
	City.....	State.....

Below: Photo of rendering, Pittsburgh's new skyscraper, to be completed next May



YOU CAN FIND THE ANSWER TO ANY
PLUMBING DRAINAGE PROBLEM

just as easily... by remembering




1+1=2 FACTS



- ... has the widest range of types and sizes of plumbing drainage products in the world!
- ... is specified by more architects and has its products installed in more buildings than all other makes combined.

Why make a major problem out of the plumbing drainage contract? Why spend valuable time — why take chances guessing which product to use when the answer to any plumbing drainage problem is in the two facts stated above. The reason for this is that Josam products can be depended upon to provide permanent protection throughout the life of the building.

The Josam Roof Drain illustrated, for example, is one of the many hundreds of plumbing drainage products developed by Josam — The Standard of the Industry. So, when the problem is drainage for any location or service, don't take chances — put proven experience to work for you — and install Josam. The coupon below will bring you all the information you need about plumbing drainage products.




JOSAM ROOF DRAIN — With Flooding Water Dam

Today, many buildings are constructed with provisions for a flooded roof for insulating or air conditioning purposes. The "Flooding Water Dam" type of roof drain is adjustable for 3/4" to 6" depth of water on the roof. The brass standpipe with cast iron dome, fits into a packing gland which also holds the cast iron sediment cup in the drain body.

To completely drain the roof, standpipe is lowered by loosening bolts and pressure ring which automatically drops the standpipe into the body of the drain; and the dome in the lowered position renders the same service as a regular dome. When the roof is again ready for flooding, standpipe is set to desired height and bolts and pressure ring are tightened.

This is just one of hundreds of Plumbing Drainage Products pioneered by Josam — The Standard of the Industry.




BACKWATER SEWER VALVES.
To prevent sewer contents from backing up into basement floors.



ROOF DRAINS.
To provide continuous drainage in spite of accumulated debris on roof.



MODERATOR MIXING VALVES.
To prevent accidental scalding in showers.



SWIMMING POOL FITTINGS. Inlets, outlets, gutters, overflows.



INTERCEPTORS.
For grease, oil, hair, plaster and sediment.



SHOCK ABSORBERS.
To eliminate water hammer in pipe lines.

JOSAM MANUFACTURING COMPANY

Main Sales Office, Josam Building, Cleveland 13, Ohio
 Manufacturing Division — Michigan City, Indiana

Representatives In All Principal Cities

JOSAM PACIFIC CO., West Coast Distributors
 San Francisco, California

JOSAM CANADA LIMITED, Canadian Distributors
 Toronto, Ontario



Josam Mfg. Co., 302 Josam Bldg., Cleveland 13, Ohio

Please send free literature on the following products:

<input type="checkbox"/> Non-Clog Triple Drainage Drains	<input type="checkbox"/> Shock Absorbers
<input type="checkbox"/> Floor and Roof Drains	<input type="checkbox"/> Interceptors
<input type="checkbox"/> Moderator Shower Mixing Valves	<input type="checkbox"/> Swimming Pool Fittings
<input type="checkbox"/> Backwater Sewer Valves	<input type="checkbox"/> Folder on all products


NAME _____

FIRM _____

ADDRESS _____


CITY and STATE _____

J. Alex Langley Photo



Above: Photo of gymnasium-auditorium unit at Pleasantville, N. Y., Cottage School

- Enduring Beauty
- Ease of Operation
- Economy of Maintenance



Ellison
the Balanced Door in 100 PARK AVE.

Architects — Kahn & Jacobs

General Contractor — George A. Fuller & Co.



The Door that lets
TRAFFIC through QUICKLY

ELLISON BRONZE CO.

Jamestown, New York

representatives in 71 principal cities

Ellison

the BALANCED DOOR

vertical conveyor system will take mail, stationery and other supplies to all floors. Trucks making deliveries to the building will drive into the basement, unload and turn around on a turntable to facilitate exit.

Headquarters of U. S. Steel will occupy 30 floors. T. Mellon & Sons and the Mellon bank will use eight floors for offices.

**Structure and Materials
Yield Style at Low Cost**

Two low-cost buildings for the Jewish Child Care Association's Pleasantville, N. Y., Cottage School employ inexpensive, pre-colored concrete blocks and exterior buttresses to form an unusual design pattern.

Kahn & Jacobs of New York were the architects for the buildings, a combination gymnasium-auditorium unit and an L-shaped dining hall.

The masonry piers were placed on the exterior of the buildings in order to preserve smooth, unbroken surfaces for the interior. The concrete blocks, in varying shades of buff and of varying texture, were used to form a cavity-type wall, with the same block for exterior and interior, except in the gymnasium, where a glazed ceramic tile was used for interior facing.

Between the gymnasium and an outdoor swimming pool is a locker room wing which has separate facilities for boys and girls. The building also has a mezzanine at one end for a modern motion picture projection booth, a fully-equipped stage and a retractible basketball backboard. The entrance has a panel of glass blocks the height of the building.

Fred N. Severud was structural engineer and Wohlpart & Hart were mechanical engineers.


**CONTEMPORARY DESIGNERS
PLAN EXHIBIT IN OCTOBER**

Plans have been announced by the Society of Contemporary Designers for its first annual exhibition at the California State Exposition Building in Los Angeles from October 1 to November 1.

The exhibition will attempt to promote "awareness of contemporary directions in design as related to world-wide standards of quality."

The work to be shown has been selected from published and produced examples of graphic, industrial and architectural design.

(Continued on page 196)



*In the new Boston home of
John Hancock
Mutual Life Insurance Company...*

Architects: Cram and Ferguson

IT'S SCOTT
Streamlined Cabinets

**SCOTT #998
TOWEL CABINET**
in the modern washrooms of the John Hancock building. Note the shining metal finish, streamlined design... and sturdy metal construction.

FASTENED WITH SCOTT
Special Adhesive

**SCOTT
SPECIAL ADHESIVE**
holds four corners of #998 cabinet to most surfaces—glass, metal, tile, marble, brick and hard enamel. Rapid, simple installation... no broken tiles.


...for up-to-date washrooms!

FIRM BELIEVERS IN DOING THINGS the *modern* way, Cram and Ferguson found a partner in Scott when they designed the washrooms for Boston's new John Hancock building.

All Scott fixtures, you'll find, blend handsomely with the newest architectural trends. And Scott consultation service (yours for the asking) wraps up the experience

gained in servicing over 300,000 washrooms and puts it beside your planning board.

Don't miss out on all the advantages of Scott *modern* fixtures and Scott services when you plan the all-important personal service rooms for your next client. Contact Washroom Advisory Service, Scott Paper Company, Chester, Pennsylvania.



SCOTT
Symbol of
Modern Washrooms

Trade Mark "Washroom Advisory Service" Reg. U. S. Pat. Off.

FREE . . . ADHESIVE SAMPLES!

WASHROOM ADVISORY SERVICE
Scott Paper Company, Dept. M
Chester, Pennsylvania

Please send me free adhesive samples.


Name _____
Company _____ Title _____
Address _____
City _____ Zone _____ State _____

SINCE 1860

TITUSVILLE


ALL-WELDED BOILERS

accepted as the standard for **DEPENDABILITY**
and **ECONOMY**





Titusville Scotch Marine High Pressure Boilers built with heating surfaces of 97 to 2993 square feet.


Titusville Ticotherm Steam Generators built in sizes ranging from 1000 square feet heating surface, and upwards.



Titusville Scotch Marine Heating Boilers built in 19 sizes from 129 square feet to 2500 square feet heating surface, with 2190 to 42,500 square feet of steam radiation.




Titusville Bent Tube Water Tube Pressure Boilers built in sizes ranging from 729 square feet heating surface to 8316 square feet heating surface, in required pressures.



Titusville Portable High Pressure All-Welded Firebox-Firetube Boilers built in 13 sizes ranging from 250 square feet to 2500 square feet heating surface.

Three Pass Compact Type Welded Heating Boilers built in 19 sizes, from 129 to 2500 square feet heating surface, with 2190 to 42,500 square feet of steam radiation.



Write today for the complete series of new bulletins on TITUSVILLE Boilers—the most complete, factual bulletins in the industry.



division of

STRUTHERS WELLS CORPORATION

THE TITUSVILLE IRON WORKS CO.

TITUSVILLE, PENNA.

THE RECORD REPORTS

(Continued from page 194)

ROME PRIZE FELLOWSHIPS ARE OFFERED FOR 1951-1952

A limited number of fellowships for "mature students and artists capable of doing independent work" in architecture, landscape architecture, musical composition, painting, sculpture, history of art and classical studies are again being offered by the American Academy in Rome.

Fellowships will be awarded on evidence of ability and achievement, and are open to citizens of the United States for one year beginning Oct. 1, 1951, with a possibility of renewal.

Research fellowships, offered in classical studies and art history, carry a stipend of \$2500 a year and free residence at the Academy. All other fellowships carry a stipend of \$1250 a year, transportation from New York and return, studio space, free residence at the Academy, and an additional allowance for European travel.

Applications and submissions of work, in the form prescribed, must be received at the Academy's New York office by Feb. 1, 1951. Requests for details should be addressed to the Executive Secretary, American Academy in Rome, 101 Park Ave., New York 17, N. Y.

Founded in 1894, the American Academy in Rome is devoted to furthering the arts and humanities in the United States, principally through granting fellowships to American artists, scholars and students.

"MAGAZINE OF ART" EDITOR AWARDED FULBRIGHT GRANT

Robert Goldwater, editor of the *Magazine of Art*, has been awarded a Fulbright Grant for study in France during the academic year 1950-51.

Mr. Goldwater, who is also associate professor of art at Queens College, will spend his time abroad in research on symbolism in preparation for a book on that subject.

During Mr. Goldwater's absence, James Thrall Soby, a member of the magazine's editorial board and a trustee of The American Federation of Arts, will serve as acting editor of the *Magazine of Art*. Mr. Soby, who is also a trustee of the Museum of Modern Art, New York City, is vice chairman of its Committee on museum collections and a member of the exhibition committee.

(Continued on page 198)

Mohawk Woolripple Carpet

The finishing touch to the Floral Park Story



Mohawk Woolripple carpet is making big news in the famous Floral Park, Long Island apartment project.

Carpet is helping to rent the Childs Garden Apartments in Robert Metrick's much-talked-about Floral Park Apartment Development. And Robert Metrick has made certain the carpet he puts down is good carpet. Every one of the Childs Garden Apartments has Mohawk's famed Woolripple Carpet. And he gives tenants their choice of today's leading colors!

Whatever *your* carpet needs, we suggest you turn to the Mohawk line . . . the only line including all weaves of domestic carpet — from long wearing, economical floor coverings, to luxurious, hand-carved Chenille.



Mohawk

MOHAWK CARPET MILLS, INC. • 295 FIFTH AVENUE, NEW YORK

Contact your nearest Mohawk contract dealer, or write us for nearest dealer's name

**WHEN
IT'S TIME TO
SPECIFY...**



**Choose the enduring beauty of cement paint
made with ATLAS WHITE CEMENT**

For sparkling beauty and lasting utility, specify factory-prepared portland cement paint made with Atlas White Cement. In bright, refreshing white, or color, it makes a handsome finish for concrete, concrete masonry, stone, brick or hollow tile. It endures because it penetrates the pores, forms a tough protective coating that resists moisture, dirt and dust.

And the same qualities that make Atlas White Cement the choice of cement paint manufacturers make it ideal as a matrix for Terrazzo, Stucco, and Architectural Concrete Slabs. It brings out clearly the rich values of color pigments and aggregates. Because of its pure white color, Atlas White Cement enhances delicate shadings and tones.

Atlas White Cement complies with ASTM and Federal Specifications for portland cement. It has the same advantages when used for concrete. Concrete made with Atlas White Cement cleans easily. Maintenance costs are low.

For further information on the uses of Atlas White Cement, see SWEET'S Catalog, Section 4E/7a and 13C/5 or write to Atlas White Bureau, Universal Atlas Cement Company (United States Steel Corporation Subsidiary), 100 Park Avenue, New York 17, N.Y.

AR-C-2B

FOR BEAUTY AND UTILITY
ATLAS WHITE CEMENT
FOR TERRAZZO, PAINT, SLABS, STUCCO



"THEATRE GUILD ON THE AIR"—Sponsored by U. S. Steel Subsidiaries
Sunday Evenings—NBC Network

THE RECORD REPORTS

(Continued from page 196)

Lloyd Goodrich, for the past eight years chairman of the editorial board of the *Magazine of Art*, has resigned to give his full time next year to plans for the new building of the Whitney Museum of American Art, of which he is associate director. Mr. Goodrich will continue as a member of the magazine's editorial board and will be succeeded as chairman by Henry R. Hope, chairman of the department of art at Indiana University and president of the College Art Association of America.

ITALY HAS A NEW MONTHLY ON ARTS AND ARCHITECTURE

Spazio, a monthly survey of arts and architecture in Italy, ancient and contemporary, made its bow with an 88-page, 13- by 10-in. July issue.

"What refers to foreign art and architecture will not be overlooked," according to the editors, "but examined apart by special informative services to the extent required by the universality of today's civilization."

One notable feature in the first issue is a 15-page preview in photographs and text of a forthcoming book by Architect Carlo Pagani on Italian architecture from 1946 to 1949.

Contents of all the articles are summarized in three languages — Italian, French, and a delightful English — on pages three and four of the issue.

PLAN ARCHITECTS' SESSIONS FOR HOSPITAL CONVENTION

Meetings and an architectural exhibit for all architects interested in hospital design will be conducted at Atlantic City in connection with the 52nd annual convention of the American Hospital Association, September 18-21.

Sessions exclusively for architects will be held at the Hotel Dennis on Monday and Tuesday mornings, September 18 and 19. The meetings will be open to any architect who wishes to attend.


An all-day regular session of the convention, on construction, will be held on Wednesday, September 20. This meeting will be open to hospital administrators as well as architects.

Subjects for the Wednesday session will be: Planning for Early Ambulation;



(Continued on page 200)

THE FAMED **CORBIN** 900 SERIES
Unit Locks AND Latches


900-710
 Interior Door latchset.
 Operates by knob from
 either side at all times.




900-730
 Privacy Lock for Bath or
 Bedroom. Features emer-
 gency unlocking mecha-
 nism.



900-780
 For Residence Apartments
 and Office Doors. Key
 operation outside—thumb
 turn inside.



900-735
 For Apartments, Public
 Buildings and Office
 Doors. Key-In-Knob oper-
 ation both sides.



900-740
 Classroom Door function.
 Key operation in outside
 knob only — inside knob
 always free.

*C*he finest group of solid brass or
 bronze locks and latches in all the
 world, bar none.

Appropriate for use on all present day
 buildings — Available in 5 different func-

tions to meet all standard door specifica-
 tions — and in a variety of beautiful
 finishes.

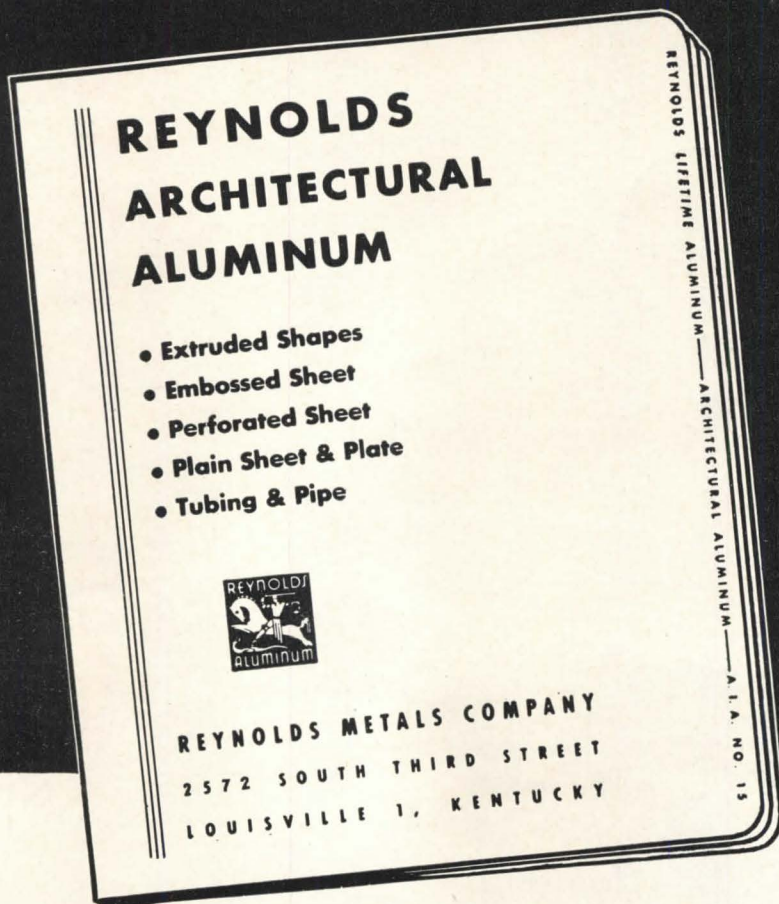
Corbin "900" Units express the spirit of
 today in a dignified substantial manner.

P. & F. Corbin

DIVISION
 THE AMERICAN HARDWARE CORPORATION
 New Britain, Conn.

Free TO ARCHITECTS, SPECIFICATION WRITERS, FABRICATORS

when requested on your business letterhead



JUST OFF THE PRESS!

Completely Revised...The Most Useful Data Folio on the Uses for Aluminum in Architecture

Here's a library of information for you that's up to date now and we'll keep it up to date. Reynolds automatically mails you new pages to replace old ones or add new information. These new sheets are published at frequent intervals—as often and as fast as there are new developments.

This newly revised folio, complete with drawings for direct tracing, will help you use aluminum to its best ad-

vantage. And no other metal offers so many advantages: natural beauty, variety of finishes, strength, lightweight, freedom from rust and an attractive price. For every building application, with a practical, helpful distribution and sales service.

Before you forget—write on your business letterhead for a free copy of this folio. Reynolds Metals Company, 2572 So. Third St., Louisville 1, Ky.



REYNOLDS Architectural ALUMINUM

A COMPLETE ALUMINUM SERVICE TO ARCHITECTS AND FABRICATORS

THE RECORD REPORTS

(Continued from page 198)

Isotopic Treatment in Hospitals; and Rooming-in Requirements for Newborn. World-wide developments in hospital design will be discussed by A. G. Stephenson, architect, of Melbourne, Australia, who is just completing a year's study of hospitals around the globe.

The exhibit will be comprised of hospitals contracted for erection in this country, its territories and possessions and Canada since Jan. 1, 1945. Entries, which were due August 10, were screened by a jury composed equally of architects nominated by The American Institute of Architects and hospital administrators appointed by the American Hospital Association. Rules for the exhibit were worked out with the approval of The A.I.A.

The exhibit, as well as the Wednesday meeting, will be held in the Atlantic City Convention Hall. Advance registration for the meetings is not necessary, but hotel reservations should be secured in advance through the Atlantic City Convention Bureau (American Hospital Association Housing Bureau), Atlantic City, N. J.

CRANE CO. JOINS REVERE IN QUALITY HOUSE PROGRAM

Crane Company of Chicago has joined with Revere Copper and Brass, Inc., in co-sponsorship of the Quality House Program of Southwest Research Institute.

During the past two years the nationwide program to assist merchant builders in providing house buyers with top-quality houses at moderate prices has approved plans and specifications for more than 1700 houses in projects built from coast to coast.

Director C. W. Smith of the Institute's Division of Housing and Construction Technology said the Division planned an immediate expansion of its activities. Ultimately the Institute expects the participation of 15 or 20 of the leading manufacturers of quality building products in the country as co-sponsors of its Quality House program.

FRANK CLEVELAND, F.A.I.A.; HEADED CRAM & FERGUSON

Frank Ernest Cleveland, F.A.I.A., who died at Wollaston, Mass., July 30

(Continued on page 202)



"Quick-install-ability"

saves initial cost

LTG FLEX-A-POWER busways are pre-fabricated housings which are easily coupled in any arrangement and in runs of any required length. Time for installing is much less than for wiring and conduit.




"Plug-in-ability"

saves time relocating machines

Take-off plugs or trolley can be inserted anywhere (no drop-out section needed for trolley). You can add or relocate loads without rewiring expense and without long extensions.

**Save money
these 3 ways
when distributing power**



"Take-apart-ability"

saves material expense

Whenever a major relocation of outlets is required, the entire FLEX-A-POWER system can be dismantled, removed to another location and re-installed with practically 100% re-use of materials.




Sealed Power Corp.

saves with **Flex-a-Power**

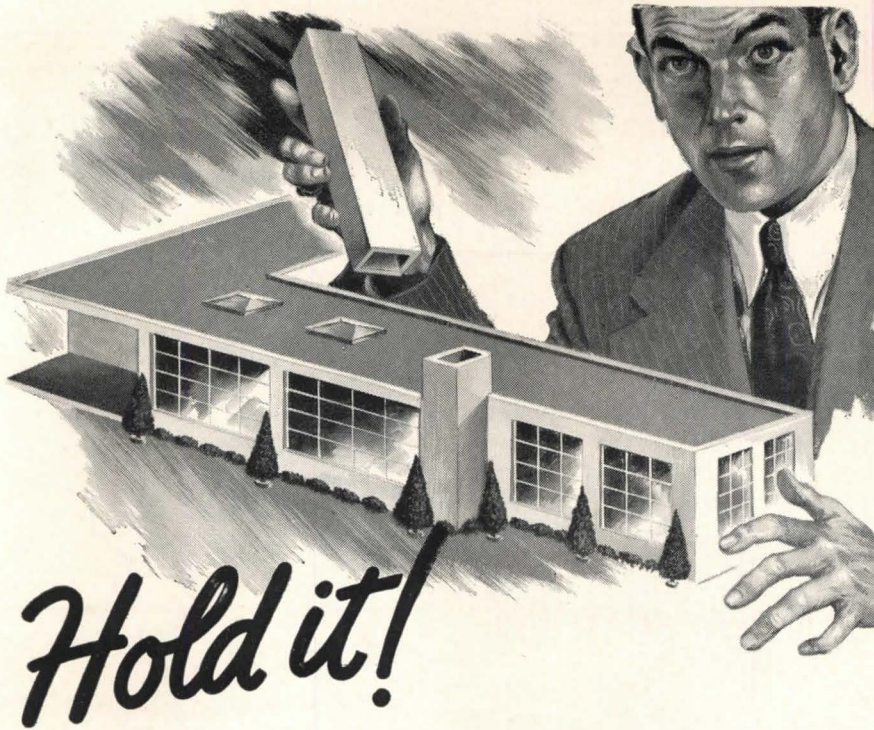
LTG FLEX-A-POWER, one of six forms of FLEX-A-POWER for various services from main breakers to individual loads, is designed for light-duty lighting, small tools, appliances. Write for Bulletin TEC-3, THE TRUMBULL ELECTRIC MANUFACTURING COMPANY, Plainville, Conn.

TRUMBULL  ELECTRIC



TRUMBULL'S TRAIN OF NEW PRODUCTS

(Continued from page 200)



Hold it!



**you don't need a Tall Chimney
with an H. B. SMITH BOILER**

To keep the lines of that modern functional school within the proper architectural proportions — and to give your client truly outstanding heating plant performance — we suggest an H. B. Smith boiler.

The vertical water tube design of H. B. Smith boilers provides minimum draft resistance. Hot gases rise naturally between the boiler sections before entering the side flues. This positive gas travel is an advantage not found in boilers of the return-flue or long-fire-tube type, in which draft loss through the boiler is much greater. Tall chimneys or complicated induced-draft controls are, therefore, not necessary with H. B. Smith boilers.

For added assurance of economy of operation and long-life performance in schools or other buildings, consider the many, many installations in older schools where H. B. Smith Cast Iron Boilers have been giving top performance for 25, 35, even 50 years! You can recommend an H. B. Smith boiler for the life of the building!

A modern school equipped with No. 60 Smith Boilers.



H. B. *Smith*

CAST IRON BOILERS

THE H. B. SMITH CO. INC., WESTFIELD, MASS.
Most complete line in the world of cast iron boilers for heating

at the age of 72, started his career as an office boy in the Boston firm of Cram & Ferguson. He was its senior partner at the time of his death.

Mr. Cleveland, known as an authority on Gothic architecture, designed well-known churches in several major cities. One of the best-known was the baptistry of the Cathedral of St. John the Divine in New York City. Others were the East Liberty Presbyterian in Pittsburgh, St. James in New York and St. Vincent's in Los Angeles.

In 1903, Mr. Cleveland received the gold medal for design and draftsmanship of the Architectural League of New York, and he was made a Fellow of The American Institute of Architects in 1946.

RALPH R. CLARK, KNOWN AS A TRANSIT ARCHITECT

Ralph R. Clark, senior architect of the New York City Board of Transportation, died August 2 in New York City.

Mr. Clark, who was a 1905 graduate of Pratt Institute, had been head of the board's architectural division for the last 10 years. He had spent his whole career in transit architecture, beginning as a junior architect with the Public Service Commission a year after his graduation from Pratt.

He continued through the successive administrations of the State Transit Commission and the New York City Board of Transportation until, in 1940, he was placed at the head of the Board's architectural division, which has charge of the designing of subway stations, together with their mezzanines, corridors and passageways. He was a director of and consulting architect for the New York and Suburban Federal Savings and Loan Association.

ADDENDA

The RECORD has learned with regret that in an announcement of the 30th medal award of the American Group, Societe des Architectes Diplomes, P.L.G.F., to the Department of Architecture of the University of Illinois, a list of previous award recipients was incomplete. Inadvertently omitted from the list were the University of Notre Dame, Texas Technological College and New York University.

TESTS PROVE.. POWERS



ONLY ONE MOVING PART—Powerful thermostatic motor assembly is easily accessible from the front. Simple and durable construction insures long life and minimum of maintenance.

STANDARD TESTS

Federal Government Specifications (WW-P-541a) require that thermostatic water mixing valves be tested under conditions specified below:

Pressure Changes in Hot and Cold Water Supplies

- 50% Increase in pressure
- 50% Decrease in pressure

Failure of Cold or Hot Water Supply

Temperature Rise in Hot Water Supply

100° rise in temperature of hot water supply from 125 to 225°F

If You Test Various Water Mixing Valves by the above conditions . . . you will find that POWERS Type H THERMOSTATIC WATER MIXERS Will Out-perform All Other Mixers

Note that Government test specifications include TEMPERATURE rise. Pressure actuated mixers do not safeguard shower users against this danger.


"The BEST Showers



are regulated by POWERS"

THERMOSTATIC SHOWER MIXERS

Give **SAFEST Control Obtainable**



● Proof obtained from tests described at left will show that no other *thermostatic* or *pressure actuated* shower mixer provides the greater safety insured by a Powers Type H Mixer.

In 1923 POWERS pioneered with the first pressure actuated type mixer which has been obsoleted by our far superior Type H Thermostatic Mixer. Its powerful quick acting thermostatic motor gives the most accurate control obtainable regardless of *pressure* or *temperature* changes in water supply lines.

When only one shower accident may cost many times more than POWERS mixers, why risk being "half-safe" with less than the safest mixer made?

(TH)


THE POWERS REGULATOR CO.

OFFICES IN OVER 50 CITIES • SEE YOUR PHONE BOOK

Over 58 Years of Water Temperature Control

CHICAGO 14, ILL., 2752 Greenview Ave. • NEW YORK 17, N. Y., 231 E. 46 St.
LOS ANGELES 5, CAL., 1808 W. 8th St. • TORONTO, ONT., 195 Spadina Ave.

TIPPLES ARE TOUGH




Over 170,700 sq. feet of Alcoa Aluminum Sheet cover the tipple, conveyor belt housing and other buildings at Stonega Coke and Coal Company's Glenbrook Mine.

Twenty-four years of coal dust and smoke have not harmed this unpainted Alcoa Industrial Building Sheet covering tipple and conveyors of Philadelphia Reading Coal & Iron Co.


ALCOA



FIRST IN ALUMINUM



PROVING GROUNDS

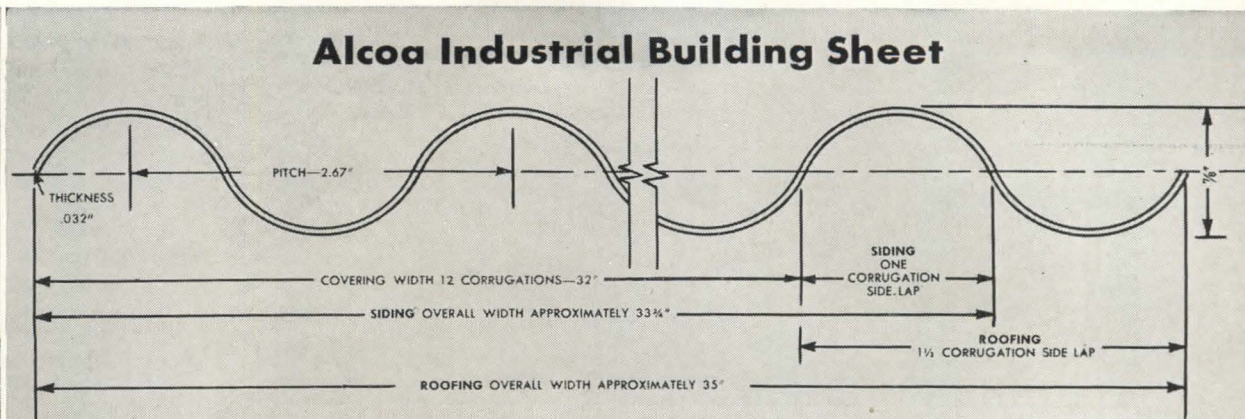



Twenty-four years of corrosive coal dust have not harmed Alcoa Building Sheet

In the damp, corrosive, dust and smoke-laden air of a coal tippie, metal roofing and siding meets one of its severest tests. Under these conditions, for twenty-four years and more, unpainted Alcoa Aluminum Building Sheet has performed perfectly and still is on the job.

No other material so well combines low first cost, ease of erection, freedom from maintenance, long life and good appearance. You can speed construction, eliminate painting costs, be sure of corrosion resistance when you plan industrial buildings using Alcoa Building Sheet.

Conveniently located distributors supply Alcoa Industrial Building Sheet in all standard sizes with accessories and fasteners. For complete details, design and fastening methods, ask your nearby Alcoa sales office for the booklet, "Alcoa Industrial Building Sheet", or write ALUMINUM COMPANY OF AMERICA, 1888J Gulf Building, Pittsburgh 19, Penna.



Supports 80 p.s.f. uniform load with 4 foot purlin spacing. Weighs only 56 lbs. per hundred square feet. Available in 5 to 12 foot lengths, with all flashing and fastening accessories, from conveniently located distributors. For details and prices, call your Alcoa Sales Office.

Comparative June figures for the four classifications show gain in every category:

- Residential—1950, \$63,705,300; 1949, \$46,885,600.
- Commercial—1950, \$47,811,900; 1949, \$33,008,000.
- Industrial—1950, \$14,697,000; 1949, \$9,536,700.
- Engineering—1950, \$38,436,900; 1949, \$12,957,900.

Architects' Building Plan Is Sought in Competition

A building for architects and by architects is planned for early erection in Toronto. It is to be the new headquarters of the Ontario Association of Architects, and the 500-odd members of the Association will be invited to submit designs in a competition to be held this fall. Prize will be the commission.

Accommodation will be required for a board room, a library, general offices and club facilities.

The Premises Committee, which is now preparing the conditions of the competition, is headed by F. H. Marani, chairman. Others on the committee are Earle L. Sheppard and W. E. Fleury. Judges will be Mr. Marani, Murray Brown and E. R. Arthur.

Steel and Lumber Pose Questions for Housing

Steel and lumber: these are the two big question marks that have government officials and construction men apprehensive.

With the prospect of a long conflict in Korea, Canada's defense plans have been stepped up. While no definite move has been made, it is feared that steel may be allocated for defense construction. And that will mean fewer bathtubs and furnaces for new dwellings.

Lumber has been in short supply for the past few months. Last March restrictions on lumber exports to the U. S. were removed. In filling the huge American demand, scarcities have developed in Canada, and prices have soared. Builders report some housing developments behind schedule due to the present lumber situation. Some proposed projects may be shelved.

In an attempt to bring lumber prices back into line, the Government has postponed plans for construction of married servicemen's quarters. This action was taken when it was found that contractors' prices had risen \$800 to \$1300 over prices quoted one year ago. Further, the Government is not adjusting NHA building loans to cover the boost in costs. This is sure to affect some 30 joint housing schemes now under way, and may mean the end of others.

Some experts see in the expected slowing down of U. S. housebuilding due to war demands the possibility of an easing of the tight lumber supply. One group who fervently hope this is true is the manufacturers of prefabricated summer cottages, houses and garages. They are being forced to raise prices almost 10 per cent because of the lumber famine. And they face the prospect of a cutback in production of from 10 to 25 per cent.

NHA Loans Set Record For Five Months of 1950


NHA loan approvals are hitting a new all-time high, according to a report from

(Continued on page 208)

better control of VENTILATION
better control of LIGHT

with *Dalmo*

AUTOMATIC MULTIPLE WINDOWS
Wood Projected Awning Type



Hawthorne Intermediate School, Hawthorne School District, Hawthorne, Cal., Kistner Curtis & Wright, Architects

Dalmo Windows give full control of ventilation from 1% to 100% of the window opening. The angle of the open sash directs air currents upwards, eliminating drafts. The air diffuses from the ceiling and circulates evenly through the room. The open sash sheds rain, deflects wind and allows controlled ventilation under all weather conditions.

Dalmo Windows allow the use of venetian blinds or window shades. The sash can be operated without disturbing blind or shade. Window shades may be attached to the sash itself to control daylight illumination and give uniform light distribution without interfering with ventilation.

DALMO WOOD WINDOW HARDWARE
For the Nation's Schools



1304 Wilshire Boulevard, Los Angeles 17, California
Eastern Sales Office: Thorntown, Indiana

Operation of Dalmo Automatic Multiple Awning Type Window




HOW to give them more




for the money


with the MASONITE HARDBOARD FAMILY



HOW to Provide Crackproof Walls. These super-smooth living room walls will never crack, dent or scuff! They'll hold paint or other finishes indefinitely because they are made of Masonite $\frac{1}{4}$ " Panelwood®. The cabinets have doors of Leatherwood—a Masonite Hardboard with a surface that simulates Spanish-grain leather.



HOW to Specify a Luxury Bathroom—at Low Cost. In this bathroom, Masonite Temprtile® was used for the lower walls and Masonite $\frac{1}{8}$ " Tempered Presdwood® above. Masonite Temprtile is tempered for extra durability and moisture resistance—score lines are pressed in the surface to form a 4" tile pattern. The built-in cabinets are made with $\frac{3}{16}$ " Tempered Presdwood.



HOW to Multiply Kitchen Efficiency. No need to stint on kitchen cabinets, even in the lowest cost home. These cabinets are built with economical Masonite Hardboards, ends and backs of $\frac{3}{16}$ " Standard Presdwood—cabinet doors and counter tops are of Tempered Presdwood for extra wear resistance. Walls are Temprtile.

There are 19 Types and Thicknesses of Masonite Hardboards for 1000 uses

MASONITE®



CORPORATION

Get all the facts about Masonite Hardboards—Mail the coupon!

MASONITE CORPORATION
111 West Washington Street, Dept. AR-9
Chicago 2, Illinois

Gentlemen:

For my files, please send me information and literature about Masonite Hardboards.

Name.....

Address.....

City..... State.....




Photo by Belair, Kitchener

New Weber Hardware Building at Kitchener, Ont. Architects were Jenkins and Wright

Central Mortgage and Housing Corp. In May, loans approved were 167 per cent over the same month a year ago. For the first five months of 1950, joint NHA loans approved were \$58 million more than for the same five-month period in 1949.

Weber Hardware Building Completed at Kitchener

The Weber Hardware Building, recently completed at Kitchener, Ont., was designed especially for activities connected with the wholesale distribution of industrial supplies, hardware, builders' and contractors' supplies, appliances and paint (photo above left).

Architects Jenkins and Wright of Kitchener report that the design was the result of close collaboration of study and planning by C. N. Weber, president and general manager, Industrial Designer Martin Jenter of Mount Vernon, N. Y., and themselves. The required layout for efficient operation of business was completely determined before the building was actually designed.

The building just completed is the first unit of a complete new wholesale warehouse and salesroom. This section provides for the office, sales floor and shelf goods, with the office located on a mezzanine.

Construction is structural steel with reinforced concrete floors. Large areas of glass provide good daylighting and display space and "open" the building to the passing public.

University of Alberta Has Active Building Program

Edmonton's oil boom was followed quickly by a construction boom — and both are still rolling along in high gear.

Keeping right in step with the expanding city, the local University of Alberta has found its ivy-covered walls bursting at the seams.

Accordingly, new buildings are appearing on campus as fast as they can be erected. In the last year, a new four-story library has been completed, as well as a students' union building, an addition to the university hospital and a cancer research center.


Altogether construction this year will reach about \$6,750,000. That brings the total cost of the building program on the campus since the end of World War II to more than \$8 million.

(Continued on page 210)

HOW TO KEEP A BUILDING

on time

SPECIFY TIME CONTROL BY Cincinnati



Since 1896, The Cincinnati Time Recorder Company has pioneered in the development of time control and signaling equipment.

Today, whether your problem is time control for a single process or an entire building, Cincinnati offers a complete line of Master Control and Program Instruments — plus the services of skilled engineers to help you select the right equipment for the job.

We'll be pleased to send you complete information on Cincinnati time control equipment. Write Department AR-9.



THE CININNATI TIME RECORDER CO.

CINNINATI 14, OHIO





Specify CTR to sound bells, buzzers, horns; maintain correct and uniform time on every clock and recorder; open or close electrical circuits at predetermined periods.

These high-quality, low-cost Door Units take the Toughest Treatment... *and still look like new!*

STADIUM—Fenestra Entrance Doors in the Stadium at Grand Rapids, Michigan.

Architect: Wilfred P. McLaughlin,
Grand Rapids
Contractor: George Datema & Sons
Builders, Inc., Grand Rapids



SCHOOL—two of 135 Fenestra Metal Doors, Frames and Hardware in Robert N. Mandeville High School, Flint, Mich.

Architect: Bennett & Straight,
Dearborn, Mich.
Contractor: Karl B. Foster, Flint, Mich.



SUPER MARKET—Fenestra Entrance Doors, Frames and Hardware in Eberhard's Super Market, Grand Rapids, Mich.

Same Architect and Contractor as Stadium.

A stadium entrance jammed with jostling crowds. School kids opening classroom doors with their feet. A super market seething with shoppers. In and out . . . out and in . . . all day long. That's tough treatment! And that's one of the reasons why Fenestra* Hollow Metal Doors were selected for those spots. They won't sag, warp, swell, shrink or splinter . . . an occasional coat of paint makes them look like new.

Some of the other reasons:

- 1. High Quality**—Fenestra Hollow Metal Doors are made by craftsmen long skilled in steel fabrication. Each door is insulated for quiet performance. Each comes wrapped to protect the gleaming finish.
- 2. Complete Unit**—Door, strong steel frame and shining hardware, designed as an attractive unit, ready to install.
- 3. Low Cost**—Standardized, Fenestra Doors can be produced in great volume for maximum manufacturing efficiency. Mortising, drilling, tapping and prime painting are all done *at the factory*. To install, builders just bolt the frame together, attach frame to floor and anchor to walls, screw on template locks and hinges, hang the door.
- 4. Delivery in 2-3 weeks**—Action is taken upon receipt of your order. Local stocks can usually deliver immediately.

Fenestra Doors with the Underwriters' B Label are also available. Call your Fenestra representative, listed in the yellow pages of your telephone directory or . . .

*Trademark


Fenestra
DOORS • WINDOWS • PANELS

MAIL THIS COUPON

DETROIT STEEL PRODUCTS COMPANY
Door Division
Dept. AR-9, 2252 E. Grand Boulevard
Detroit 11, Michigan

Please send me, without obligation, information on
Fenestra Stock Hollow Metal Doors.

Name _____
Company _____
Address _____



Residence near Toronto

Country residence for Mr. and Mrs. G. H. Eagleson, near Toronto, has a roofed-over outdoor dining-recreation area. Other features are double garage, workshop, radiant heating, fixed windows with ventilating louvers. L. E. Venchiarutti is the architect

Higher Building Costs Are Seen in New Wage Boosts

Labor demands for wage increases have won out.

In recent months Ottawa plumbers, Toronto plasterers and Hamilton carpenters have received wage hikes. Now Toronto AFL Bricklayers have won a two-year contract from the Builders' Exchange that guarantees an extra 15 cents an hour this year, another five cents next year.

The Builders' Exchange tried to hold the line, but had to give in when three or four member firms agreed to union demands. A day or so later, Toronto carpenters won a similar contract.

While this new increase will ensure two years of labor peace, it will undoubtedly mean higher building costs. And the builders' dream of a cheap, well-constructed house for the working man is farther off than ever.

Newfoundland Joins Plan for Dominion-Provincial Housing

Newfoundland is the latest province to team up with Ottawa in the federal-provincial housing scheme enacted last December.

Ottawa and Newfoundland will split costs of a 140-unit rental housing project in the city of St. John's. This will be erected for families with incomes between \$960 and \$3180 per year.

The province will acquire title to the lands and engage planning, engineering and surveying services. Central Mortgage & Housing Corp., a Crown company, will work on the construction of the housing units.

A local housing authority will control and operate the project when it is completed.

"Dream Home" Built to Aid Manitoba's Flood Victims

Members of Hamilton Chapter, Ontario Association of Architects, designed

(Continued on page 212)

Chase National Bank Branch, 60 East 42 Street, New York City



TAKING THE LONG VIEW
it's BETTER if it's "by BERGEN"

From any point of view, in fact. A strong statement, but not at all exaggerated when you consider the satisfaction we have delivered to top-notch architects and "blue-chip" companies all over the country.

The modernizing job shown above, is another example of the total sum of Bergen's service. Advance planning, organizing, assembling, and

aged-in-the-wood craftsmanship enabled us to begin and complete the installation over a week-end . . . without a second's interruption to business.

Everyone was mightily pleased . . . including the bank's customers! So, whatever your point of view, you can be sure it will be better if it's "by Bergen".

Write to Dept. A for our Portfolio of "Jobs Well Done." It's worth seeing.



Bergen—sure the success of your modernization program with

Architectural woodwork that makes the designer's plan an enduring reality

1552-56 BERGEN STREET, BROOKLYN, N. Y.

Phone: PResident 2-3121



What's Your
"GUESS-TIMATE"

OF THE UNIT COST OF THE
**HEATING SYSTEM FOR
 THIS SCHOOL**

6½ UNIT SCHOOL
 Elderton, Pennsylvania
MY GUESS IS:
 \$ _____ PER UNIT

← NOTE YOUR ESTIMATE HERE
 THEN SEE HOW CLOSE
 YOU CAME!

High heating costs took a real body blow in this Western Pennsylvania supplementary high school, completed in 1949.


Usual heating costs for the conventional wet-type system generally run around \$1500 per unit. By using an efficient warm air system with a Dravo Counterflo Heater, ventilating requirement of 15 cu. ft. of fresh air per pupil per minute was met, adequate warmth was assured, and the cost was cut to \$860 per unit!

This remarkable saving was possible because the Dravo Counterflo Warm Air Heater reduces the job to its simplest basic terms. Where most systems *end up* by warming the air, this system *BEGINS* with it, eliminating time-lag, and thus permitting quick heat-up in the morning, and immediate adaptation to changes in mid-day demand. Winter heating and year-round ventilation functions are

efficiently combined. The valves, traps, extensive piping, etc., of conventional wet-type systems are eliminated. Dependability and effectiveness are certified by the thousands of industrial and commercial applications where Dravo Heaters are currently serving.

This installation conforms in all respects to Pennsylvania Department of Public Instruction regulations. The architects were Scheeren & Rittenhouse, Kittanning, Pa.

The Dravo Counterflo Heater, with an output of 1,000,000 btu, was specified over-capacity, to take care of future expansion of the building. The heater is located in an 8-ft. x 12-ft. furnace room. Recirculated air is blended with air drawn from outside, and delivered through ducts, concealed in the hall ceiling to the various rooms. Gas is used for fuel; ready conversion to oil is possible.




Almost everyone concerned with school construction has budget problems today. The Dravo Counterflo Heater provides a proved means of substantially reducing the item of heating cost—and at the same time meeting every comfort, safety and low-maintenance requirement. A case study analysis, which describes the Elderton school in detail, will be sent on request. Write Dravo Corporation, Heating Department, Dravo Building, Pittsburgh 22, Pennsylvania. Ask for Bulletin 560-38-468.

DRAVO
 CORPORATION



Dravo also manufactures the DRAVO CRANE CAB COOLER for air conditioning hot-metal crane cabs.
PITTSBURGH • CLEVELAND • PHILADELPHIA • DETROIT • NEW YORK • CHICAGO • ATLANTA • BOSTON
 Sales Representatives in Principal Cities. Mfd. and Sold in Canada by Marine Industries, Ltd., Sorel, Quebec
 Export Associates: Lynch, Wilde & Co., Washington 9, D. C.



Frank Adams del.

"Dream House" designed by Hamilton architects to aid Manitoba flood relief project

the "dream home" which realized some \$220,000 for Manitoba Flood Relief in a nationwide lottery (photo of rendering at left). Tickets sold at one dollar each.

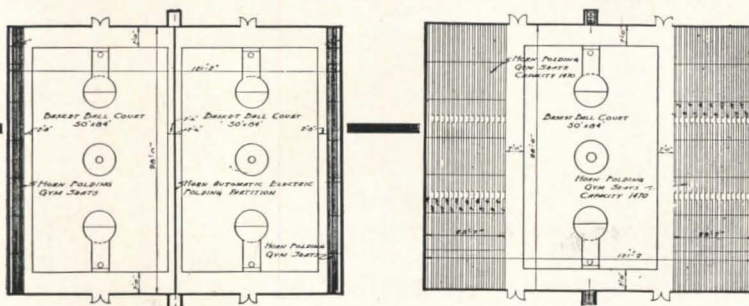
The house was erected with the cooperation of the construction industry in Hamilton. Labor and contractor organizations, supply houses and the city government all had a share in the project.

All services — architectural, labor, contractual, materials supply — were contributed free of cost, and the city gave the lot on which the house was built. On a 24-hours-a-day schedule, the house was completed in 158 hours, or little more than six and a half working days.

Working drawings as well as the design were contributed by the Hamilton architects, working as a group. The big load was carried by Architects C. J. Howard and John T. Bell.

An employee of one of the contractors who worked on the job held the winning ticket when Mayor Garnet Coulter of Winnipeg made the draw.

UTILIZE YOUR GYM SPACE WITH HORN

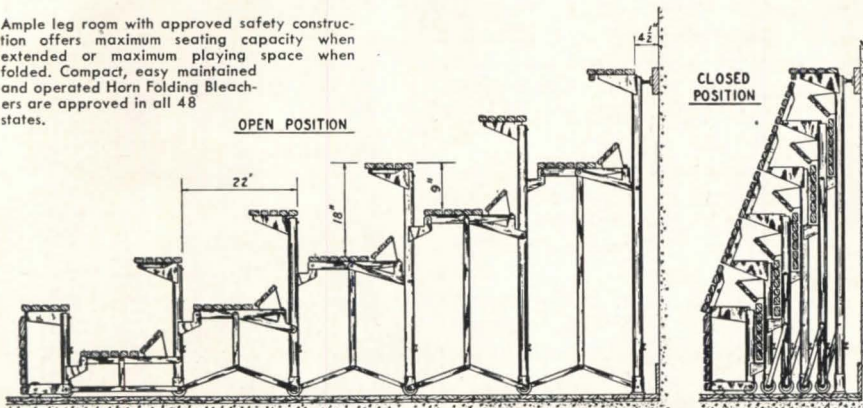


Two regulation basketball courts separated by a Horn Automatic Electric Folding Partition. Horn Folding Bleachers in folded position.

HORN FOLDING BLEACHERS extended increases the seating capacity for the BIG GAME! Horn Folding Bleachers will meet your requirements.

HORN FOLDING BLEACHERS

Ample leg room with approved safety construction offers maximum seating capacity when extended or maximum playing space when folded. Compact, easy maintained and operated Horn Folding Bleachers are approved in all 48 states.



ROWS	FLOOR SPACE		**HEIGHT	ROWS	FLOOR SPACE		**HEIGHT
	IN USE	*CLOSED			IN USE	*CLOSED	
3	4' 9"	1' 8 3/4"	3' 0"	12	21' 3"	4' 3 1/8"	9' 9"
4	6' 7"	2' 0 3/8"	3' 9"	13	23' 1"	4' 6 3/8"	10' 6"
5	8' 5"	2' 3 3/8"	4' 6"	14	24' 11"	4' 9 3/8"	11' 3"
6	10' 3"	2' 6 3/8"	5' 3"	15	26' 9"	5' 1 3/4"	12' 0"
7	12' 1"	2' 10 3/8"	6' 0"	16	28' 7"	5' 4 3/8"	12' 9"
8	13' 11"	3' 1 3/8"	6' 9"	17	30' 5"	5' 8"	13' 6"
9	15' 9"	3' 5"	7' 6"	18	32' 3"	5' 11 3/8"	14' 3"
10	17' 7"	3' 8 3/4"	8' 3"	19	34' 1"	6' 2 3/8"	15' 0"
11	19' 5"	3' 11 3/4"	9' 0"	20	35' 11"	6' 6 3/8"	15' 9"

*Dimension includes 1/2 in. space between top seat and wall.
 **Height in open position same as closed. For Bleachers higher than 20 Rows write for complete details and dimensions.



HORN BROTHERS COMPANY
 DIVISION OF HORN INDUSTRIES FORT DODGE, IOWA, U.S.A.



325-Bed Hospital Is Under Construction for Toronto

Mount Sinai Hospital, a 325-bed hospital which is expected to cost five and a half million dollars including land, is under construction in Toronto (model photo above).

Kaplan & Sprachman are architects for the building, with Govan, Ferguson, Lindsay, Kaminker, Maw, Langley and Keenleyside as associate architects.

The hospital, which will be the largest building in Canada with panel heating, will have steel frame, brick and stone exterior.

Complete hospital services will be provided, including outpatient, research and teaching facilities. There will be no more than four beds in any ward. The top floor has been designed as a solarium.



CARIBE HILTON HOTEL

San Juan, Puerto Rico

Torro, Ferrer & Torregrossa—*Architects*

George A. Fuller Co. of Puerto Rico—*Builders*

Large Enduro-Ashlar Architectural Terra Cotta units varying in height from 21" to 27", with the thickness of 2", were specified in yellow for exterior elevations; in delft blue for interior spaces.



Because of its
plasticity of
form, color and texture,

ENDURO-ASHLAR ARCHITECTURAL TERRA COTTA

was specified inside and out at the Caribe Hilton Hotel

You can create freely, confidently, when you design in Enduro-Ashlar Architectural Terra Cotta. Choose brilliant colors or delicate tints, plain surfaces or decorative sculpture. Specify large or small units, for exteriors or interiors. Whatever your requirements, Enduro-Ashlar Architectural Terra Cotta can be tailor-made to meet them precisely. Besides its versatility, this time-proved terra cotta possesses richness and beauty that can be retained indefinitely by simple soap and water washings. For monumental, industrial or mercantile construction, or for modernization, investigate the exclusive advantages offered by Enduro-Ashlar Architectural Terra Cotta.


Construction detail, data, color samples, estimates, advice on preliminary sketches, will be furnished promptly without charge. Send your inquiry today.

FEDERAL SEABOARD TERRA COTTA CORP.



10 EAST 40th STREET, NEW YORK 16, N. Y.
PLANTS AT PERTH AMBOY AND SOUTH AMBOY, N. J.

New Mutual Life Building Features



Modern office design requires efficiency, beauty and economy in lightingware. To achieve these ends Corning ALBA-LITE and FOTA-LITE were selected for the new Mutual Life Building in New York. With each type offering its own advantages, both contribute high level, glareless illumination while adding to decorative harmony.

If you are concerned with specifying lighting, whether for stores, offices, schools or other public buildings, it will pay you to investigate Corning ALBA-LITE and FOTA-LITE. You will see for yourself why so many others have found that they offer the ideal solution to many lighting problems.

MUTUAL LIFE BUILDING, NEW YORK CITY

Architects: Shreve, Lamb and Harmon Associates

Electrical Engineers: Clark, McMullen and Riley

General Contractors: Turner Construction Company

Fixture Manufacturers: Frink Corporation, Sylvania Electric Products, Inc. (for their own offices).

Electrical Contractors: Lord Electric Company, Inc.


Glass: Corning ALBA-LITE and Corning FOTA-LITE.

FOR EFFICIENT ATTRACTIVE LIGHTING

Twenty-two of the twenty-five floors are equipped with Corning ALBA-LITE glass in recessed troffers. Parts of the three remaining floors are equipped with Corning FOTA-LITE.

Corning Alba-Lite and Fota-Lite

Advantages of Corning FOTA-LITE



A remarkable new lighting medium, Corning FOTA-LITE is flat glass with white diffusing louvers permanently embedded by a photographic process—over 100 louvered cells per square inch! The 45° cut-off is contained within the thickness of the glass ($\frac{5}{32}$ "), instead of with bulky louvering materials requiring costly maintenance.

With Corning FOTA-LITE, vertical light is effectively transmitted by the glass, while the diffusing louvers eliminate glare at cut-off area. Fixtures can be made shallow and dust-tight. Strong, light in weight and free of warpage, FOTA-LITE has unlimited applications in recessed or pendant lighting fixtures, continuous row or complete luminous ceilings. Sample on request.




A few of the 189 fixtures in the executive offices of Sylvania Electric Products, Inc. that are equipped with Corning FOTA-LITE in this building.

It is significant that Sylvania Electric Products, Inc., one of the leading manufacturers of lighting equipment selected Corning ALBA-LITE and FOTA-LITE for some of its executive offices in the Mutual Life Building.

One of the 22 floors of the Mutual Life Building completely equipped with Corning ALBA-LITE in recessed troffers.

Advantages of Corning ALBA-LITE



Corning ALBA-LITE has long been recognized for its qualities of diffusion and brightness control. With an efficiency of more than 90%, even light transmission and low panel brightness, ALBA-LITE is a thin opal that is adaptable to almost any fluorescent installation.

Available in many bends as well as flat sheets, ALBA-LITE affords unlimited design flexibility. It will not warp, discolor or scratch. Easily cleaned, it does not retain finger prints and resists weathering. Widths up to 24", lengths up to 100". It may be used in fixtures or glass ceilings as required. Send for Bulletin LS-17 which describes this versatile lighting glassware.



CORNING GLASS WORKS
CORNING, NEW YORK

Corning means research in Glass



Technical Products Division: Laboratory Glassware, Signalware, Glass Pipe, Gauge Glasses, Lightingware, Optical Glass, Glass Components

CORNING GLASS WORKS
Dept. AR9, Corning, N. Y.

Please send complete information on Corning ALBA-LITE.
 complete information and sample of Corning FOTA-LITE.

Name _____ Title _____
Firm _____
Address _____
City _____ Zone _____ State _____

ACOUSTICS

(Continued from page 151)

should determine at an early stage the possible need for sound reinforcement. Usually, if the room is properly matched to its musical purposes, electrical amplification will not be needed for orchestra, but may be desirable for solo voices, stage shows, and perhaps for opera. Both the wide potentialities and the inherent limitations of amplifying systems should be clearly recognized by

the architect and the client *in advance* of the design.

If the conditions are such that loudness cannot possibly be adequate in the room, proper provision for integration of the amplifying system should be made during the design and not as an afterthought. If, on the other hand, amplification is not desired, and if the room size and function are such that sufficient loudness can be achieved, then the room must be designed to reinforce the sound. This includes:

- (1) proper shaping of the stage en-

closure to reinforce the sound.

- (2) utilization of properly oriented reflecting surfaces on walls and ceiling.
- (3) proper location of absorbing materials to control reverberation without obliterating useful reflecting surfaces.

Sound Distribution Requirements and Control

There are several requirements on sound distribution for good hearing conditions in rooms. Positively stated, the sound should be smoothly distributed to all parts of the room to give the greatest possible acoustic uniformity. The loudness (control of which is closely associated with that of distribution) should be adequate but not excessive at all listening points. On the negative side, the room should not have distinct echoes, flutter, undue focussing, or interference regions. An adequate working knowledge of these principles for all cases requires considerable background of information and experience, but some of the major problems can be assessed by simple rules.

An echo is a distinct doubling of a sound with more than about 1/17 second delay between the direct and the repeated component. This time delay represents a travel distance of about 65 ft. Fig. 2 shows an arrangement in plan that gives an echo from the rear wall, and a reflection from the side wall that arrives too soon after the direct sound to constitute an echo. The angles marked *i* and *r* are angles of incidence and reflection; these are equal for reflection from a large flat surface. The figure illustrates geometrical analysis that helps in looking for echoes. Such analysis should be done in three dimensions, with plans and sections.

On the other hand, reflections which follow the direct sound with less than 30 or 40 ft path difference contribute useful reinforcement if they are not stronger than the direct component. They will not generally be stronger if they reflect from a flat, convex, or irregular wall. But if they reflect from a large concave surface, they are likely to be focussed into excessively strong components.

In fact, any concave surface more than a few feet in extent is potentially dangerous. A curved rear wall of an auditorium is a common example; without some remedial treatment it gives rise to strong echoes in the middle and front sections of the room, with serious

(Continued on page 218)

Very, very, very little noise.

The New Swartwout Airlift Centrifugal Fan Type Ventilator

A completely engineered unit for efficient duct exhaust



● This new duct exhaust ventilator brings you the quiet ventilation needed for office, laboratory, dispensary, recreation rooms; schools, apartments and commercial buildings. Swartwout Airlift is powered by an unusually efficient centrifugal type fan unit incorporating the venturi principle. Other structural features maintain Airlift's air moving effectiveness while operating at very low noise levels. Write today for Bulletin 341G.


18511 Euclid Avenue, Cleveland 12, Ohio

The Swartwout Co.


Industrial Ventilation Specialists Since 1904

Equipment for *Controlled* Air Circulation

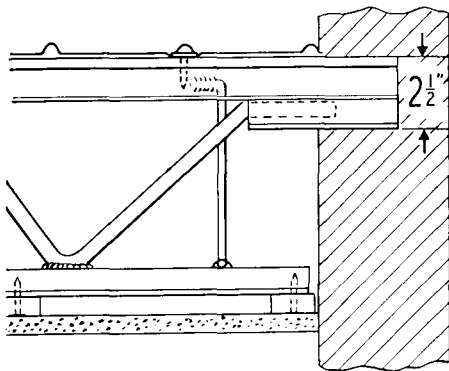
**After One Year of Volume
Production – We Now Announce**



Write For
Your Copy



THE MACOMBER DOUBLE V JOIST



Furring strips or Metal lath can be nailed directly to bottom chords with large head spiral nails.

To thousands of Architects, Engineers and Contractors who have specified and used Macomber Double V Joists this announcement will not be news. To all others it will be about the best news a builder can hear because Macomber Double V's safeguard profits. The patented Nailable Steel Section used in the top chord which grips nails $2\frac{1}{2}$ times better than wood has been used in the bottom chord with the enthusiastic endorsement of structural engineers throughout the U. S. and many foreign countries.


All a builder has to do is to keep his costs on one job to discover how much faster nailing is than wiring and how much less concrete is used when lath is anchored instead of slipping into deep pockets of wasted concrete between joists. This joist requires no ceiling extensions. You SAVE time, labor and materials on every Double V installation. Write for Catalog.

STANDARDIZED STEEL BUILDING PRODUCTS

MACOMBER • INCORPORATED
CANTON, OHIO

IN CANADA, SARNIA BRIDGE CO., LIMITED, SARNIA, ONT.
IN MEXICO D. F.—MACOMBER DE MEXICO S. A. CEDRO 500

V BAR JOISTS • LONGSPANS • BOWSTRING TRUSSES • STEEL DECK



ACOUSTICS

(Continued from page 216)

deterioration of tone quality and articulation. Some possible ways of modifying a curved rear wall are shown in Fig. 3. A sufficiently vigorous break-up in plan, or sloping in section to reflect the sound away are possible measures. The addition of sound absorbing material to the rear wall is sometimes necessary to give sufficient echo reduction.

The curved rear wall is usually associated with the fan-shaped plan, which is often erroneously believed to be a good shape acoustically. Sound striking the side walls reflects at near glancing angles and concentrates along the sides of the room. This effect, and an improved side wall shaping for uniform distribution, are also illustrated in Fig. 3. This figure further illustrates the technique of ray diagrams for studying sound distribution.

Two basic physical principles should be kept in mind in making such studies.

In free space, with no reflecting surfaces, sound radiates outward like an ever expanding sphere centered on the source. Therefore the sound energy is spread more and more thinly as it recedes. The sound level drops 6 decibels each time the distance is doubled. This is called the inverse square law, since the energy diminishes as the square of the distance from the source.

Even inside a room, each small section of a sound wave diminishes in about the same way during its first passage from the source to the receiver (direct component) and during the first two or three reflections. After that the diminution of individual waves becomes submerged in the general diffusion of waves from all directions, and the sound in the room soon becomes (if it is a good room) more or less uniformly distributed throughout the room as it dies away.

The direct sound and the first few reflections are of major importance in providing loudness, definition, and articulation. The distribution of these components is therefore studied by ray diagrams, with the additional information that the sound level of any component diminishes by inverse square law. If a particular reflection has traveled twice as far as the direct ray, it will be lower by 6 decibels.


This is strictly true only if the reflecting surface is large, flat, and hard. The same distance law shows that the direct rays are weaker towards the rear of the room than in the front (which we know from common sense). Therefore, the basic rule for designing uniform reinforcement is: the reflections should increase in density towards the rear, to compensate as far as possible for the falling off of the direct component.

Another important principle is that sound waves reflect specularly (equal angles of incidence and reflection) only if the wave length is appreciably shorter than the dimensions of the reflecting surface. Wave length decreases as frequency increases: an approximate formula is: [wave length] = 1100 / [frequency.] Thus at 1100 cycles per second the wave length is about 1 ft, while at 110 cps it is about 10 ft.

Since speech intelligibility depends on frequencies as low as 200 cps, it is clear that surfaces must be quite large to count as specular reflectors of speech. When a portion of the surface is about the size of the wave length (within a factor of 2 or 3 either way) the sound is strongly scattered in many directions.

This property can be very useful.

(Continued on page 220)



If function is your objective . . .

you consider it from all angles . . . from basic design to the vital part played by materials and equipment. Valves, even though they are hidden performers, are essential to the function of the structure itself. Be sure of dependable performance and efficient flow control by specifying KENNEDY Valves. They have been leaders in quality and dependability for nearly three quarters of a century. That is why, when writing specifications, you should have the complete 240 page KENNEDY Valve Catalog. Write for your copy.


Established 1877

The KENNEDY VALVE MFG. CO.
ELMIRA, NEW YORK

VALVES • PIPE FITTINGS • FIRE HYDRANTS

RIC·WIL PREFERRED

For Fast Installation . . . For Long, Trouble-free Life



FILMORE GARDEN APTS., ARLINGTON, VA.

Architect: Arthur L. Anderson, Washington, D. C.
Engineer: Wm. Barnstein & Son, Inc., Sam Salzberg, Wash., D. C.
General Contractor: Banks and Lee, Washington, D. C.
Heating Contractor: Wm. Barnstein & Son, Inc., Wash., D. C.

Photo by Fairchild Aerial Surveys, Inc.

When fast, economical installation, high-performance operation, and long trouble-free life are determining factors in the selection of insulated piping for central heating distribution systems, the natural preference is Ric-wil. There is sound reasoning behind this—important to architects, engineers, contractors, and owners alike.

There is no substitute for the forty years of Ric-wil experience and research devoted exclusively to insulated piping systems. This "know-how" plus the Ric-wil engineering, production and advisory staffs provide (1) insulated piping with every known component for maximum strength and thermal efficiency, and (2) design and engineering assistance to insure fast, accurate installation.

The Ric-wil representative nearest you will be glad to give you full information on Ric-wil Piping as applied to your problem. If you prefer, write to Dept. 9-PA, Cleveland, Ohio, for detailed technical information.



RIC·WIL

INSULATED PIPING SYSTEMS

OVERHEAD

THE RIC-WIL COMPANY · CLEVELAND, O.

UNDERGROUND

FOR FORTY YEARS THE GREATEST NAME IN INSULATED PIPING SYSTEMS

(Continued from page 218)

For one thing, irregularities of a few feet in dimension, wide and deep, can go far in scattering the energy from a real wall so that it will not focus (specularly) to an echo region near the front of the room. In small rooms, wall irregularities of appropriate size help to provide good diffusion. This assumes particular importance in radio and recording studios where acoustic uniformity is a major requirement. One of the photos on page 151 shows a radio studio with highly diffuse wall surfaces.

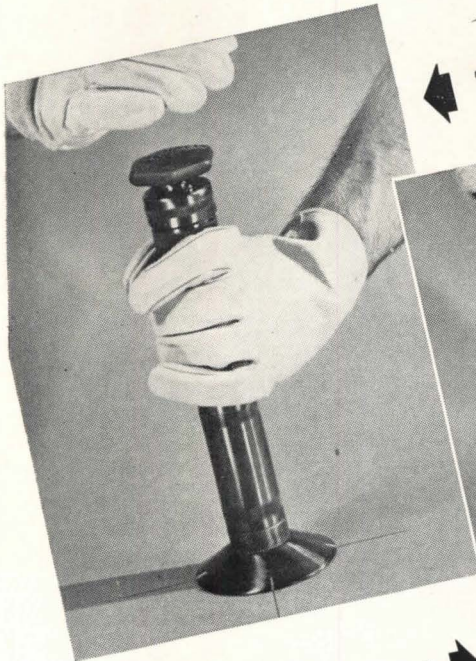
We have mentioned that flutter is a distribution fault. Flutter is the repeated reflection of a sound between opposite parallel surfaces. The phenomenon is common in small rectangular offices and conference rooms, but it can also occur between side walls in larger rooms, and even between floor and ceiling of a theater. Flutter is particularly noticeable if surfaces other than the reflecting pair are sound absorptive. Thus an absorbing material covering the ceiling, and a carpet on the floor, will make flutter pronounced in a rectangular room — at least unless there is considerable scattering by wall irregularities, furnishings, etc.

Flutter can be detected by a sharp handclap which creates a succession of distinct reflections. Both speech intelligibility and music definition suffer in the presence of excessive flutter. Flutter can be eliminated by sloping the walls, in plan or in section, so that they are out from parallel by 1 ft in 20 or steeper. Wall irregularities also reduce flutter as well as provide diffusion, and highly absorbing material on one of the offending walls can control flutter adequately.

Conclusion

We have discussed some of the essential requirements which must be met in obtaining good hearing conditions in rooms. In a subsequent article we shall consider the fourth of the design factors, reverberation control. We have pointed out some of the means of achieving here good results, although much detail has of course been omitted. It should be remembered, especially with regard to music rooms, that the criteria which have become accepted as "good" are, based largely on the opinions of "qualified" listeners, and are subject to modification as more opinions are added.

IMPROVED
Ramset Tool
 FASTENS FASTER, EASIER
 into steel or concrete



← TAP IT . . .

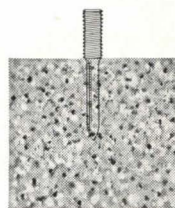



OR TURN IT →

Select the operating method that best fits the work. Load the tool with your choice from RAMSET'S 76 steel drive pins and threaded studs. Then **TURN IT . . .** or **TAP IT!** The improved RAMSET DUAL-ACTION TOOL fastens instantly into steel or concrete. Only RAMSET gives you this *dual choice* . . . plus many other important advantages that make RAMSET the outstanding method for fast, easy, economical fastening. Ask for details and 15-minute demonstration of how you save time, money, trouble with dependable RAMSET FASTENING SYSTEM.


Ramset Fasteners, INC.

12117 BEREA ROAD • CLEVELAND 11, OHIO
 PIONEER IN POWDER - ACTUATED FASTENING






CONSOWELD presents Number 1 in a Portfolio of outstanding Room Designs



Kitchen design by James Eppenstein, A.I.A.—
Raymond Schwab, A.I.A., Chicago

Versatile CONSOWELD, a thermo-setting plastic laminate, brings *beauty* that is *functional* to important horizontal and vertical surfaces wherever people live, work and play. In home and factory — hotel and hospital — school and store — bank and bar — soda fountain and restaurant . . . colorful CONSOWELD saves time (wipes sparkling clean with a damp cloth) . . . saves money (never needs painting or resurfacing).

For architects, designers and their clients — room planning and decorating ideas . . . currently appearing in *BETTER HOMES AND GARDENS*, and reproduced in a handsome, 16 page full-color booklet. Your copy is ready. Just send the convenient coupon. PLASTICS DIVISION, CONSOLIDATED WATER POWER & PAPER COMPANY, WISCONSIN RAPIDS, WIS.



All 4 Call for CONSOWELD

Every day, more and more architects and designers are using more CONSOWELD in commercial, industrial, institutional and residential construction and modernization. Over 40 CONSOWELD colors and patterns for exciting harmonizing or contrasting effects . . . and all good for a colorful lifetime!

CONSOWELD, Wisconsin Rapids 12, Wis.

Please send me, without cost:

- CONSOWELD Room Planning Guide
- CONSOWELD Color-Ring and Bonding and Fabrication Booklet



Name _____
 Firm _____
 Address _____
 City _____ State _____

PRODUCTS

(Continued from page 157)

plugging-in and switching on the heat bulbs. Insulation samples and instructions are provided. Any builder, engineer, physicist, or teacher in such fields may obtain the heat tester for two weeks use by writing. There is said to be no charge or other obligation; no responsibility in case of damage. Infra

Insulation, Inc., care of Mr. Michaels, 10 Murray St., New York, N. Y.

Portable Thermostat

A new thermostat, the *E-C Portable Electric Heater Thermostat*, is said to require no special wiring or permanent wall installation for use with any portable electric heater rated up to 15 amps and 125 volts. The unit is equipped with a series adapter plug for connection with the heater. A dial-set turns the current on and off to maintain the desired temperature. The thermostat has a

built-in hanger at the top so that it may be moved from place to place by simply unplugging it, and lifting the unit off the hook. Electric Controls, Inc., Swan Island, Portland 18, Ore.

Hinged Street Lighting Standards

Designed to simplify the servicing and cleaning of tall street lights, a new standard incorporates a hinged section to permit the light to be lowered to street level. The hinge is fitted with a hollow pin to prevent injury to wiring insulation. The pole weight is balanced for ease of operation. When raised, the hinged section is bolted to the fixed lower section and secured with a padlock.




**HERE'S AID TO ARCHITECTS
and ENGINEERS in
planning SOUND SYSTEMS!**

ARCHITECTS and their engineers are invited to make full use of the experience of RCA Sound System engineers and the great RCA research and engineering laboratories, in planning and engineering sound systems.

You can get practical help on sound systems for every type of building: Schools . . . Hospitals . . . Hotels . . .

Factories and Offices . . . Churches . . . Department Stores . . . Airports and Terminals . . . Warehouses and Garages . . . Auditoriums . . . Recreational Centers . . . Institutions . . . Stadiums.

Call on RCA Sound System engineers while your plans are still in formative stage. *No obligation, of course.*



Street lighting standard has hinged section to facilitate servicing and repairs

The standards are constructed of 10 gage steel, and are furnished with or without a sub-base of 1/4 in. steel plate. The sub-base has removable doors to facilitate installation of transformers. The units may be adapted to either multiple or series circuits. The luminaire is furnished in various sizes. Standards are available in heights ranging from approximately 22 ft to 33 ft, with mast arms extending 4, 6 or 8 ft. Revere Electric Mfg. Co., 6009 Broadway, Chicago 40, Ill.

Insulating Form Board

Fiberglas Insulating Form Board provides economical, lightweight and non-combustible forming for poured-in-place roof decks. In the installation, 1-in. thick form board is laid on steel Tee sections

(Continued on page 226)

SOUND PRODUCTS
RADIO CORPORATION of AMERICA
ENGINEERING PRODUCTS DEPARTMENT, CAMDEN, N.J.

3-1

Please have one of your sound system engineers call on us.

NAME _____

FIRM _____

STREET _____

CITY _____ STATE _____



Now *HANG! YOUR WALLS!

*the Lightweight, Insulated Enduro Curtain Wall Way!

IN MODERN RECKONING there's no room for excess or unproductive weight. Witness the advent of the stainless steel curtain-wall—designed to replace massive, multi-story masonry walls.

The ENDURO Stainless Steel curtain-wall is a sectional metal sandwich that you HANG in a fraction of the time normally taken to erect a masonry wall. It weighs but 8 to 15 pounds per square foot—a small fraction of the weight of a masonry wall. It is fire-resistant, with a "U" factor of .08 to .16. Fire rating, weight and "U" value depend upon the type and thickness of the insulation

used. Fire rating up to 3 hours is readily obtained. With a thickness of 5 inches, as against 14 inches for a masonry wall, a good $\frac{3}{4}$ square foot of rentable floor space per lineal wall foot per floor is gained. And—ENDURO is decorative.

The installed cost of this new construction compares with conventional curtain walls. Plus values include increased useable floor space, low or negligible maintenance cost, and facility of erection under all kinds of weather conditions. Our experience in curtain-wall design and construction is at your service. Write us!

Enduro **STAINLESS STEEL**



RUST-RESISTANT • CORROSION-RESISTANT • HEAT-RESISTANT • ATTRACTIVE • SANITARY • EASY TO CLEAN
EASY TO FABRICATE • STRONG • LONG-LASTING • LOW IN END COST • What more can be desired in a material?

REPUBLIC STEEL CORPORATION • Alloy Steel Division, Massillon, Ohio • GENERAL OFFICES, CLEVELAND 1, OHIO
Export Department: Chrysler Building, New York 17, N. Y.

PRODUCTS

(Continued from page 224)

spaced 32⁵/₈ in. o.c., then covered with reinforcing mesh. A 2-in. thickness of gypsum or light-weight concrete is poured over the board and mesh to provide the roofing surface. The form board is said not to be affected by the wetness of the surfacing during pouring. The material is adaptable for flat, curved or pitched roof framing. The exposed un-

dersurface may be left unfinished if desired.

The standard size of the boards is 32 by 48 in.; it is handled easily, and may be cut with a knife to any desired shape to fit any irregular spaces. The material is claimed to have a high acoustical value, low heat transmission, and not to rot or decay. It weighs .875 lb per sq ft. Owens-Corning Fiberglas Corp., 16 E. 56th St., New York 22, N. Y.

Glass-Reinforced Paper

A strong new paper, called *Glas-Kraft*,

is reinforced by continuous glass fibers swirled between two plies of kraft paper. It is then bonded under heat and pressure in a special waterproof, all-weather laminant. The paper is said to be hard to puncture, almost impossible to tear, and to be light, smooth and pliable. Three standard grades are available in rolls or sheets up to 96 in. in width.

The paper is said to make an ideal vapor barrier, sidewall sheathing, protective floor covering. It also may be used over subfill and for curing concrete floors, driveways, etc., as well as for wrapping and packaging. Glas-Kraft, Inc., Lonsdale, R. I.

Anchor Nails

Gemco Anchor Nails are said to secure anchorage to brick, concrete or tile, with no dust, noise or damage to wall or floor surfaces. The nails are mounted on perforated square bases, which are installed by applying a suitable adhesive and pressing to the wall or other surface. The method is said to provide ample strength for all normal sidewall loads, and is recommended for installing furring strips, plaster grounds, carpet strips, etc.

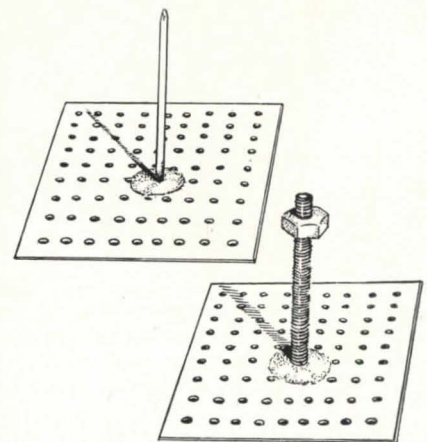


Gentle
on PARTITIONS
...and NERVES
RIXSON
SERIES 350

Special problems of installation will receive prompt attention from the Rixson engineering and designing departments.

Checking Pivot Hinges Are Non-Handed—Single and Double Acting—and Priced for Popularity

Thoroughly dependable and reasonably priced, Rixson Series 350 Pivot Hinges are favored everywhere on lavatory stall doors, dwarf doors, rail gates, booth doors, etc. Can be used on right or left hand single acting or on double acting doors. Spring and hydraulic mechanism assures full checking control all the way to closed position of the door. Furnished with nearly any type of bracket, pivot or arm.



Bolts and nails mounted on metal plates provide anchorage to masonry surfaces

Several other types of fasteners are made on the same principle. These include anchor bolts, hanger supports, beam clamps, insulation hangers, pronged hangers and mirror hangers. Adhesives are available for general and specialized bonding jobs. Goodloe E. Moore, Inc., Dixie Highway, Danville 1, Ill.

(Continued on page 228)

The Oscar C. Rixson Company
4450 Carroll Avenue Chicago 24, Illinois Telephone Mansfield 6-5050
Established 1900

SALES REPRESENTATIVES

ATLANTA—Walter S. Johnson, 917 St. Charles Ave., Tel. Vernon 4725.
CANADA—The Richards-Wilcox Canadian Co., Ltd., London, Ont., Tel. Fairmont 2800.
LOS ANGELES—George E. Tupper, 1010 W. Olympic Blvd., Tel. Prospect 0924.
NEW YORK—Fred G. MacKenzie, 107 Reade St., Tel. Barclay 7-6852.

PHILADELPHIA—G. Norris Williams, 211 Greenwood Ave., Wyncote, Pa., Tel. Ogontz 1929.
PORTLAND, ORE.—W. N. Browning, 529 Henry Bldg., Tel. Atwater 5839.
SEATTLE—E. R. Spragg, 4012 East 38th St., Tel. Kenwood 7605.
WASHINGTON, D. C.—L. J. Fatt, 2068 14th St. N., Arlington, Va. Tel. Chestnut 6262.


This Salesroom is selling both **day** and night



... at *Koster-Swope, Louisville, Kentucky*

Architect: Joseph H. Kolbrook.
 Electrical Engineer: E. R. Ronald & Associates.
 Electrical Contractor: Robert E. Barry Electric Co.
 Litecontrol Fixtures: No. 5138 — 3 lamp; No. 5128 — 2 lamp; No. 8F-H15 — recessed lens box.
 Watts per fixture: No. 5138 — 281 w.; No. 5128 — 184 w.; No. 8F-H15 — 150 w.
 Ceiling height: 15 feet.
 Spacing: 8 feet on centers.
 Average Footcandles: 42 in service.
 *®HOLOPHANE CO., INC.

AFTER DARK, the Litecontrol fixtures in this smart automobile showroom come into their own — illuminating the cars on display in a manner to attract passersby and build sales long after regular business hours. Yet, during the day, they are completely unobtrusive and blend smoothly with the ceiling. There is nothing to distract a buyer's eye from the smart lines and charm of the cars. If you have a problem in lighting showrooms — or any difficult-to-handle-spot — your nearest Litecontrol representative will be happy to assist you in any way.



The LITECONTROL No. 5100 Fixture . . .

is a recessed, Slimline fixture designed to give exceptionally efficient light distribution. Lens may be either HOLOPHANE CONTROLENS* or diffusing glass panels held in two hinged frames. Merely loosening the self-retaining catches gives instant and easy access to the inside for servicing.

Catalog Number	Number of Lamps	Housing			Trim		Approx. Ship. Wt.
		Length	Width	Height	Length	Width	
5128	2-75W T-12	96"	11 ³ / ₄ "	7 ¹ / ₄ "	98 ¹ / ₄ "	14"	80 lbs.
5138	3-75W T-12	96"	11 ³ / ₄ "	7 ¹ / ₄ "	98 ¹ / ₄ "	14"	92 lbs.
5100-3	End cap for individual units or continuous runs						2 lbs.
5100-6	Suspension strap — 2 per unit						3 lbs.

LITECONTROL
Fixtures
 KEEP UPKEEP DOWN

LITECONTROL CORPORATION
 36 PLEASANT STREET, WATERTOWN 72, MASSACHUSETTS

DESIGNERS, ENGINEERS AND MANUFACTURERS OF FLUORESCENT LIGHTING EQUIPMENT DISTRIBUTED ONLY THROUGH ACCREDITED WHOLESALERS

PRODUCTS

(Continued from page 226)

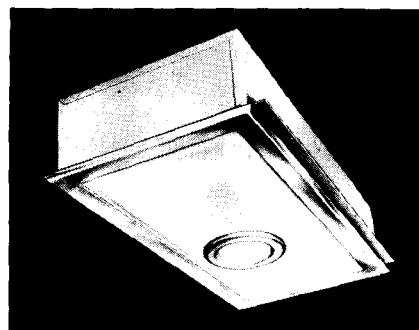
Plywood Windbreak

A new unit, designed for use as screens, windbreaks and fences, consists of vertical exterior-plywood panels, pivoted at top and bottom to swing to any desired position. The panels are said to be 4 by 8 ft in average installations. As an outer wall of a porch, such a screen permits


varying light, shade or privacy. It can be closed entirely to form a solid wall. The plywood is claimed to be unaffected by weather. Waterproof adhesives are used to bond the plys. Douglas Fir Plywood Assn., Tacoma Bldg., Tacoma 2, Wash.

Lighting Fixtures

A trio of new items has been added to the *Prescolite* line of recessed lighting fixtures. One fixture (No. 1326) was developed for dramatic lighting of areas requiring flexible illumination effects. The unit accommodates two 150 watt



Fixture (above) provides general lighting, center spotlight. Recessed housing (below) has attached wired junction box



lamps for bright illumination, and a type R-30 75 watt independently switched flood or spot.


The *Fresnel Wide Angle Crystal Lens* has been produced with a fine prismatic cut for distributing light uniformly. The reverse side of the lens is satin-etched to reduce high-brightness. It is available in 100, 150 and 300 watt units.

A new fixture housing has an attached wired junction box which permits use of standard code grade building wire, instead of asbestos-covered wire ordinarily required. Hinged frames are available in the following finishes: chrome, brushed brass and satin aluminum. Four types of glass are available. Pressteel Co., Berkeley, Calif.

Sink Fitting

A new *American-Standard* sink fitting is designed with smooth surfaces for easy cleaning. The compact exposed deck-type fitting features a swinging spout with an aerator to prevent splashing; a detachable soap dish; easily-grasped winged handles; and a thumb spray with a long rubber hose. The valve seats are replaceable. The unit is designed for use with all makes of kitchen sinks, and is finished in non-tarnishing Chromard. Inlet spuds measure 8 in. from center to

(Continued on page 230)




"Amtico rates a high place on my list of beautiful and functionally superior floorings..."

SAYS
HARWELL HAMILTON HARRIS
Noted Designer

AMTICO Rubber Flooring is first choice of many prominent architects because it combines so many qualities that are desirable in today's homes. Among them, unusual design flexibility—23 smart stock colors, color matching on special orders. Plus springy comfort, quiet, fire-resistance, easy cleaning and lifetime wear. AMTICO—made by specialists in rubber flooring exclusively for over 30 years.

SAMPLES ON REQUEST
A free box of 4" x 4" samples of Amtico in standard 1/4" gauge and all 23 colors sent, with illustrated literature, on request.
(Write Dept. AR-5)



Amtico
RUBBER FLOORING

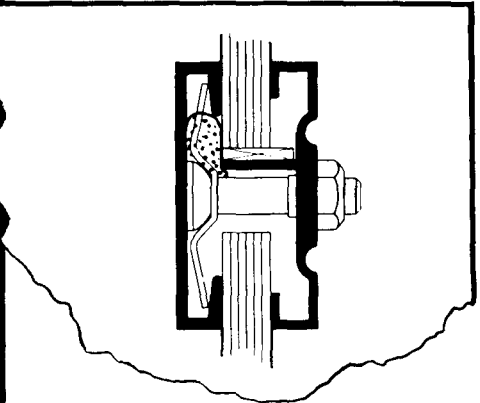
AMERICAN TILE & RUBBER COMPANY, TRENTON 2, N. J.
In Canada—American Tile & Rubber Co., Ltd., Sherbrooke, Quebec



A NEW, LIGHT-DUTY

Muntin Bar

IN PITTCO STORE FRONT METAL



● This new Muntin Bar (No. 32) was designed in answer to numerous requests for a light-duty bar. It can be reinforced with all standard Pitcco stiffeners, and may be used both horizontally and vertically. A concealed connecting strap fastens intersections securely. Because of its shallow profile, this Muntin Bar is ideal for the Colonial-type store front with its small rectangular lights, and in other installations where heavy supports are not required.

Muntin Bar No. 32 possesses the same rich, satin-smooth finish, sharp profile and rigid strength found in all other Pitcco extrusions.

You can examine this bar and all the principal Pitcco members in the Pitcco Metal Sample Case, which our representative will gladly show you. See Sweets Architectural Catalog for the address of our nearest office.



PITTCO STORE FRONT METAL

PAINTS · GLASS · CHEMICALS · BRUSHES · PLASTICS

PITTSBURGH PLATE GLASS COMPANY

PRODUCTS

(Continued from page 228)

center, are threaded inside, and are $\frac{1}{2}$ in. diam. American Radiator & Sanitary Corp., Pittsburgh, Pa.

Folding Stage

The *Horn Folding Stage* is designed to provide an easily stored platform for use in schools, stores, lodge halls, etc. The unit is made of wood sections, sup-

ported by a telescoping steel understructure. Mounted on rollers, the unit is mobile whether open or closed. Floor stops can be engaged to insure no movement. It may be used completely or partially opened.

Stages are available in various widths from 6 to 16 ft. Standard heights are 15 and 24 in. Depths are available up to 35 ft, depending on the number of sections. Several of the units can be used in combination for greater stage space. The wood floors are of clear vertical grain fir $\frac{3}{4}$ in. thick, finished with Bakelite sealer. The steel understructure is enameled in

brown. Folding partitions and bleachers are available also. Horn Brothers Co., Fort Dodge, Iowa.

Extruded Moldings for Structural Corrugated Glass

The *Stelzer* extruded moldings of alumilited satin-finish aluminum are designed to promote wider use of structural corrugated glass. One, the *Snap-on Molding* is for exterior sash. Another, the *Screw-on Molding*, is for corrugated glass partitions. In either construction,

How would YOU air condition the Commonwealth Apartments?



If you had been planning this brilliant new building, on Chicago's Gold Coast, how would you have arranged to provide "tailor-made" cooling for each of the apartments on hot, muggy summer days . . . and individual heating for winter through the same system? Architects Howard T. Fischer & Associates and John A. Pruyn had a ready answer. 131 *Modu-aire* Units by usAIRco . . . a system which has also been specified for cost-conscious builders of office buildings, hotels — all types of multi-room structures.

So the Commonwealth Apartments are front-page news in architecture — one of the *first* multi-apartments in Chicago with complete year round air conditioning.

The amazing new usAIRco *Modu-aire* is an air conditioning system that provides individual room control of heating or cooling. Copper piping distributes chilled

water from a central system to each *Modu-aire* unit. Dial control on each room *Modu-aire* gives the occupant the kind of weather he likes in summer or winter.

In the *new* Commonwealth Apartments neither the Architects nor the Schwartz Bros. firm of air conditioning contractors had to worry about structural handicaps, but hundreds of *existing* buildings now converting to air conditioning, find usAIRco *Modu-aire* the simple solution to a serious problem. *Modu-aire* installation needs no complicated space-wasting ductwork. *Modu-aire* goes in easily . . . it operates simply.

It's truly luxurious air conditioning engineered for practical application everywhere. Why not wire or write us before you draw up your next specifications. United States Air Conditioning Corporation, Minneapolis 14, Minn.



Simple aluminum moldings are designed for use with structural corrugated glass

the glass panel is "cushion-set" by rubber-gasketed adapters. The installation is then finished with an aluminum colored caulking. Jambs, sills and end plates are simple and neat in design. O. E. Stelzer, P. O. Box 715, South Bend, Ind.

Emergency Exit Lock

The *Hunter Exit Lock* is a door locking device, to be installed on the inner side of a door, which may be opened by pressing a lever that breaks a thin glass and actuates the unlocking device. A mechanically operated bell rings when the door has been so opened. By use of a key, the door can be opened from the inside by authorized persons. It is claimed to be burglar and tamper proof. It cannot be opened from the outside. The unit is automatic and needs no wiring. The bell can be set to ring or remain silent.

The lock weighs 5 lb, and is made for either left or right side of door. Each comes with a pair of keys, two extra glass plates and instructions for installing and maintaining. Hunter Lock Co., 1109 S. Robertson Blvd., Los Angeles 35, Calif.

MODU-aire . . . by usAIRco

Engineers and manufacturers of air conditioning, refrigeration, unit heaters, coils and ventilating equipment

(Continued on page 232)

NATIONAL Pipe gets first call for the United Nation's "Secretariat" Building

IN this 39-story skyscraper, the first structure in the permanent home of the United Nations, more than 400 tons of steel pipe were supplied by NATIONAL Tube Company. 178 tons went into the heating and air-conditioning systems, 208 tons were used in the plumbing lines. 23 tons serve as stair hand railings.

NATIONAL Pipe, produced by the world's largest maker of tubular products and used almost exclusively in this important building, is the same NATIONAL Pipe that has been giving uniformly good service for more than sixty years in all types of buildings throughout America. Constantly improved, thoroughly dependable, NATIONAL Pipe offers the most service per dollar of cost.


NATIONAL Pipe offers the user more for his money because there's more put into it. Its manufacture combines the finest steel making practice and the most advanced pipe making techniques. As a result, NATIONAL Steel Pipe is unsurpassed for its uniformity in all respects. Strong, clean, easy to thread and to weld, it installs readily, and performs so dependably that the passing years serve merely to demonstrate its superiority.

We welcome the opportunity to show you where and how NATIONAL Pipe can be used to improve your installations and to reduce their long-time cost.

NATIONAL TUBE COMPANY, PITTSBURGH, PA.

COLUMBIA STEEL COMPANY, SAN FRANCISCO, PACIFIC COAST DISTRIBUTORS

UNITED STATES STEEL EXPORT COMPANY, NEW YORK



NATIONAL Steel PIPE

UNITED STATES STEEL

PRODUCTS

(Continued from page 230)

Air Conditioning Control Panel


Center-Trol is a packaged unit designed to control heating, cooling and ventilating features of an air conditioning system from a central point. The unit has a flush mounting cabinet with removable door and trim. On the door are mounted the various nameplates,

pilot lights and selector switches. Behind the door, the relays and master terminal block are mounted. The panel is said to simplify greatly installation wiring and maintenance. The units are available in two basic models. One is designed to control a single area or zone within a building. The other controls two areas. Units are finished in gray baked enamel. The single unit measures 16 by 16 by 4 in., the double one is 26 by 18 by 4 in. All trim is 2½ in. wide. Custom Electric Controller Co., 119 Cross St., Harrison, N. J.

Circuit Breakers

Slab-lok is a new circuit breaker, plastic cased, which features simplicity in mechanical design and low cost. The unit is built with a thermal-magnetic trip action. In the magnetic action, a strong electro-magnet breaks the circuit instantly when its current rating is greatly exceeded. The thermal action uses a bi-metal which flexes and trips the breaker when its pre-determined current-time rating is exceeded. The breakers are said to pass harmless momentary current surges, but break the circuit when shorts or dangerous overloads occur.

WEATHER STRIPS FOR SLIDING DOORS



**MORE
AND MORE
PROPERTY OWNERS WANT
SLIDING DOORS**

Doors that lead outdoors. Doors that need no "swing back" wall space. Doors that are 100% weather and termite proof. *But*, doors that glide open and shut smoothly, quietly, easily.

"Accurate" patented Metal Weather Stripping for sliding doors definitely answers every requirement. All over America, "Accurate" Sliding Door Weather Stripping is the recognized material to do this job *right*.




Write us for working drawings to fit your immediate needs. Or, if you prefer,

ASK FOR ILLUSTRATED FOLDER

ACCURATE METAL WEATHER STRIP CO., Inc.

215 EAST 26th STREET, NEW YORK 10, N. Y.



Simply constructed circuit breakers snap in bussing, have thermal-magnetic action

Single and double pole breakers are available. Each is designed with 4-way stabs which simply snap into the proper slot in the bussing. No tools or screws are required. Nine types of enclosure housings are available. Most can be either flush or surface mounted. Every enclosure has an insulated neutral. Devices suitable for service entrance equipment have a groundable neutral. Federal Electric Products Co., 50 Paris St., Newark 5, N. J.

Air Conditioning Calculator

The *Calculator Slide Rule* is said to determine accurately the important properties of air such as are usually obtained from a psychrometric chart. Two sets of scales are incorporated to determine dry bulb, wet bulb and dew point temperatures when only two are known, or when one is known together with relative humidity. Windows on the back side of the unit give such properties as sensible heat, volume, total heat, grains of moisture, latent heat, volume of vapor and vapor pressure. A table of conversion factors also is included. Calculator Specialties Co., 122 S. Michigan Ave., Chicago 3, Ill.

(Continued on page 234)

THRUSH

Vertical FLOW CONTROL VALVE

WITH AIR TUBE



Threaded Union for Steel pipe or Solder Union for copper pipe as ordered.


Lever Adjustment.

New Design

TO SAVE FITTINGS,
SIMPLIFY INSTALLATION

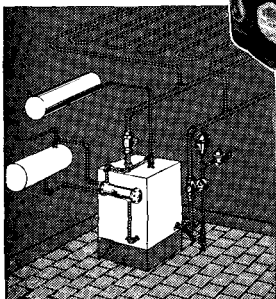
HERE IS the Vertical Thrush Flow Control Valve. It has the same proved dependable construction and offers all the advantages of the angle type Thrush Flow Control Valve, but in many installations the vertical valve will save fittings and simplify installation. Like the standard valve, it provides both flow control and air elimination without requiring any "air tube" fitting. The air is automatically separated as it rises from the boiler water and vented directly into the pressure tank. Water free of air passes up inside the tube.

Available with or without brass air vent tube.




With or without vent tube.

Angle type Flow Control Valve.



Thrush Horizontal Water Circulator.



YOU SAVE installation time and assure better heating plant operation for your customer when you install Thrush "T" Flow Control Valves. If you are not familiar with the Thrush Flow Control System and heating specialties, see our catalog in Sweet's or write department J-9.

H. A. THRUSH & COMPANY, PERU, IND.

Depend on FAR-AIR*
for better air
filtration...



Your air conditioning system depends on proper air filters for its long service life and efficient operation, yet the filters account for only a small percentage of the entire system's total cost. The very best filters made — FAR-AIR — cost a little more than ordinary types but they're worth far more because *they have no equal* in efficiency, dirt-holding capacity, ease of cleaning and quality of construction. Install Far-Air Filters now and take advantage of their over-all economy while enjoying better air filtration. Write for complete information.

Users of FAR-AIR Filters include:

- Carnation Co.
- Eastman Kodak Co.
- Monsanto Chemical Co.
- Westinghouse Electric Corp.
- Wm. Wrigley, Jr. Co.



*Trade Mark Reg.

FARR COMPANY

Manufacturing Engineers

Los Angeles • Chicago • New York

Mfd under license by

Control Equipment Co., Ltd., Montreal


Architectural Engineering

PRODUCTS

(Continued from page 232)

Compact Refrigerator

The *Astral Refrigerator* measures slightly less than 2 by 2 by 2 ft and weighs approximately 60 lb. It was designed for use in apartments, cottages, motels, sick rooms, offices, etc. The unit operates on the heat-absorption principle. The sole activating element is a small cylindrical 95 watt electrical heating device, which operates on 110-15 volt AC current of any cycle, or on 32 or




Small new refrigerator measures less than 2 ft in each dimension, weighs 60 lb

12 volt DC current. Operation is claimed to be totally noiseless and vibration-less. The cabinet is of heavy-gage steel, porcelain enameled; the interior is aluminum finished in baked-on enamel. Three-in. batt insulation is said to enable the unit to maintain a 50 deg temperature differential between room and storage compartment. Astral Industries, Inc., Rockleigh, N. J.

Horizontal Flow Checks

The *Taco Horizontal Flow Check* is a small unit designed to prevent hot boiler water from flowing to a heating system when the circulator is not running, thereby permitting the boiler to be used for domestic hot water both summer and

(Continued on page 236)



East Side High School, Paterson, N. J. Protected with Minwax Caulking Compound, Weathercap, Colorless Transparent.

**Stop that Leak
before it starts!**

• From the moment a building is erected, the elements begin seeking a way to enter. That's why it is so important for the architect to include the proper protective treatment in his specifications.

Since each structure presents an individual problem, competent advice should be sought. The correct type of materials should be used, and application should be done by an experienced, reliable contractor.

Architects who have taken advantage of the Minwax Waterproofing Information Service through the past 42 years, have found it a most reliable source of help, not only as to analysis, but also for recommendation of materials. When requested, names of experienced contractors are furnished.

A call to Minwax on your next project will demonstrate the value of our service. There's no obligation. Please address Minwax Co., Inc., Dept. AR-9, 11 W. 42 St., New York 18.

**SEE OUR CATALOG
IN SWEET'S**

See Sweet's for full product information about

Minwax Clear and Colorless Protective Treatments, Caulking Compounds, and Minwax Weathercap for masonry joint protection; also Minwax Brick & Cement Coating, Membrane and Spandrel Waterproofings.



**A COMPLETE
WATERPROOFING
SERVICE**

In a City of Beautiful Buildings

Celotex Roof Insulation is proving itself where it counts most: **ON THE JOB!**



In roof insulation, as in everything else, *the payoff is in performance!* And no other roof insulation can challenge the *job-proved* record for quality, durability and economy set by Celotex Roof Insulation through over 25 years of actual use in all types of installations, all over the country.

Celotex Roof Insulation is low in initial cost, easy to handle, exceptionally durable. It speeds application, reduces labor costs, helps assure a superior, long-lasting roof that requires less maintenance.

So why take risks with untried materials? For complete satisfaction, always specify Celotex Roof Insulation. There's a type to meet every job requirement. Write now for complete technical data! The Celotex Corporation, Dept. AR-90, Chicago 3, Illinois.

It pays to specify genuine

CELOTEX

REG. U. S. PAT. OFF.

ROOF INSULATION

The Celotex Corporation
Chicago 3, Illinois



KASS BUILDING, WASHINGTON, D. C. **specified Celotex Roof Insulation**

Architect: James F. Hogan

Roofing Contractor: Easterday-Duckworth Company
Owner and Builder: Kass Realty Company, Inc.

Only the finest of materials were specified for the ultra-modern Kass Building — one of the newest office buildings in the nation's capital. Among these, naturally, was Celotex Roof Insulation.

There's a type of Celotex Roof Insulation for every job

REGULAR — for efficient insulation at lowest cost.

PRESEAL — with asphalt coating for extra moisture protection.

PRESEAL "30" — with asphalt coating; special low density core; guaranteed 0.30 conductance for nominal 1" thick material before coating.

VAPOR-SEAL — with asphalt coating; guaranteed 0.30 Btu conductance for nominal 1" thick material before coating; and patented recessed edges that form channels which help prevent roof blisters by equalizing the pressure of air trapped under roofing.

1. High Insulating Efficiency means greater comfort the year 'round, plus reduced heating and air conditioning costs.

2. Low in Cost all three ways: initial, applied, maintenance.

3. Quick, Thrifty to Apply: installed with less time, work and cost because it's light and easy to handle. Strong and rigid—doesn't have to be "babied" on the job.

4. Provides Excellent Bond for hot mopped roofing felts of either the asphalt or coal tar pitch type.

5. Durable, Long-Lasting. It is the *only* roof insulation made of long, remarkably strong Louisiana cane fibres—and protected by the *exclusive* patented Ferox® Process against dry rot, fungus and termites.

GLOBE



BRIDGE



LIFTS



Short-cut trackage
bottlenecks on your
clients' loading docks.

Level the flow of goods from dock to dock with this Globe Bridge Lift. Provides short cut over tracks — saves trucking around the track bay. Push button control lowers platform to track level for passage of freight cars — or raises platform for dock-to-dock traffic. Supports loads up to 20,000 lbs. Double traffic lanes if desired. Send coupon for full details.

Globe's experienced Lifting Engineers are at your service for estimates or suggestions on any lifting or materials handling problems. No obligation.

Mail coupon today for Bulletin A 950, showing details on the Globe Bridge Lift and the complete line of Globe Industrial Lifts and Elevators.



MAIL COUPON
NOW

GLOBE HOIST COMPANY
1000 E. Mermaid Lane, Philadelphia 18, Pa.

Please send Bulletin A 950 showing illustrations, specifications of Bridge Lifts, Self Leveling Ramps, Elevators, Lifting Platforms and other equipment.

Company.....
Name..... Title.....
Street..... City..... State.....

GLOBE HOIST COMPANY

Des Moines 6, Iowa

Philadelphia 18, Pa.

Architectural Engineering

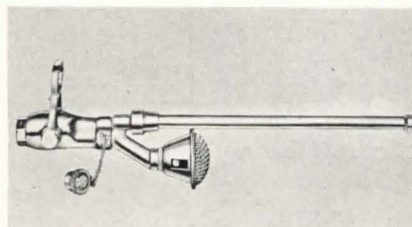
PRODUCTS

(Continued from page 234)

winter. The unit is said to have accurately machined weight and seat. Spring cushion and all working parts are bronze. The adjusting lever has three positions: open, closed and normal. The seat is said to be cleaned easily by moving the adjusting lever up and down with the circulator running. The checks are available in the following sizes: 1, 1¼, 1½, 2, 2½ and 3 in. Taco Heaters, Inc., 137 South St., Providence 3, R. I.

Fire Fighting Device

The Rockwood Type SG-48 WaterFOG Nozzle, fitted with a Type FF FOAM Extension is said to handle any type of fire in ordinary combustibles, flammable liquids or materials that can be extinguished with water alone or water mixed with foam liquid. The unit gives five different kinds of discharge: high or low velocity water fog; solid water stream; fog foam; and solid foam stream. Foam liquid can be mixed automatically with water and supplied to the new extension by means of a hose line Foam Eductor.



Nozzle with extensions gives five kinds of discharge for fire fighting


Nozzles are available for use on ¾, 1, 1½ or 2½ in. fire hose lines. The standard extension applicator for low velocity water fog and the new FF Foam Extension have bayonet joints and are said to be attached easily to the nozzle. Rockwood Sprinkler Co., Portable Fire Protection Div., 38 Harlow St., Worcester 5, Mass.

(Continued on page 238)

No home
is modern




... unless it's cool
in hot weather!



Hunter Package Fan gives cool
comfort on hottest nights

Throughout the nation, home owners are finding that no modern convenience gives them as much comfort as a Hunter Attic Fan. It drives out stale, humid air and fills every room in the home with cool, invigorating breezes.

Installation of Hunter's new, compact Package Attic Fan is simple and inexpensive. Fan, motor, suction box and shutter furnished complete—requiring only a ceiling opening and less than 18" clearance in attic. Four models, ranging from 4750 CFM to 9500 CFM, to fit any home size and climate. Quiet, powerful, dependable. Manufactured by Hunter, exclusive fan makers for over 64 years.



Write for complete installation manual, "How to Cool for Comfort." Hunter Fan and Ventilating Co. 396 S. Front St., Memphis, Tenn.

Hunter
PACKAGE ATTIC FANS



**TRUSCON
Metal Lath
AND
ACCESSORIES**


Accepted...




Diamond Lath



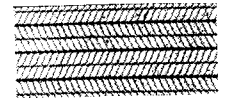
Self-Sentering Lath



3/8-inch Ribplex Lath






Stucco Mesh




Herringbone
Doublemesh Lath




No. 8 Rib
Steel Corner Bead




No. 49
Curved Point
Base Screed With
Corner Fittings



No. 72
Wide Flange Casing



No. 1 Base
Screed - Flush Type



No. 604 Bull Nose
Corner Bead - 1/4" Radius



No. 700
Partition Cap


by all Building Codes in America

Meet your local Code requirements with the fire-resistive qualities of Truscon Metal Lath and plaster. Stock Truscon Metal Lath products to fill your customers' needs for materials that are easy to erect and work over, assuring the finest quality of work in big areas, arches, coves, and intricate designs. Sell Truscon Metal Lath products for the economical 2" and 1 1/2" metal lath and plaster partition system for non-bearing walls, to attain the space economy and lower building costs now imperative in the industry. All Truscon Metal Lath products are manufactured in accordance with U. S. Dept. of Commerce Simplified Practice Recommendation R344. Write for free illustrated literature.



FREE Book on Truscon Metal Lath and Accessories. Write for it. The Truscon Steel Company Manufactures a Complete Line of Metal Lath and Accessories, Including Practically All Items Necessary to Insure a First-Class Plastering Job in Any Type of Building Construction.

TRUSCON STEEL COMPANY
Subsidiary of Republic Steel Corporation
YOUNGSTOWN 1, OHIO
Warehouses and sales offices in principal cities



**ONLY THE
TRADE-WIND
CLIPPER
HAS ALL THESE
ADVANTAGES**

FOR the best method of ventilating kitchens, bathrooms, laundries, dens or other small rooms specify and install the Trade-Wind Clipper. This proven ventilator is the only small room unit that gives the home owner every worthwhile advantage.

Squirrel cage blowers, accepted and used in air conditioning systems and for forced air heating, are used exclusively in the Trade-Wind Clipper. This forced air discharge, located at the ceiling, traps all unwanted air and expels it instantly. Trade-Wind also has located the motor completely outside the greasy air stream. The motor stays clean indefinitely—requires far less service—and is guaranteed for 5 years. No other small room ventilator combines all these outstanding advantages. In addition, Trade-Wind Clippers are easy to install—they are competitively priced*—and they make every new owner another salesman for the Trade-Wind line.

Get the complete story from your local supply source, or mail the coupon today.

*Important price reduction has just been made on Model 2501.

MAIL THE COUPON TODAY

TRADE-WIND MOTORFANS, INC.
5707 S. Main St., Los Angeles 37, Calif.

Please send me the complete story on the Trade-Wind Ceiling Ventilator.

Name _____


Address _____

Architectural Engineering

PRODUCTS (Continued from page 236)

Lighting Fixture

Silvray Skylike, a new louvered lighting fixture, adapts silvered-bowl incandescent lighting for commercial use. The unit is claimed to have the advantages of simple wiring, light weight, fast installation and lower cost. The 90 degrees shielding prevents direct and reflected glare. The output can be varied from 2500 to nearly 10,000 lumens per unit



Louvered incandescent light fixture may be surface mounted or recessed in ceiling


by use of 150-, 200- or 300-watt lamps. The silvered reflector is permanently sealed. A top reflector is also built into the unit. Each fixture measures 24 by 24 in., and can be mounted in lines, in threes, or in checkerboard arrangement. With a semi-silvered lamp bowl and a simple accessory, it is adaptable for directional or accent lighting. Silvray Lighting, Inc., 1270 6th Ave., New York, N. Y.

Compact Water System

The compact *Aquamat* is said to provide a low cost, space-saving, one-unit water system for small houses, cabins, lodges, etc. The unit consists of a 10-gal stainless galvanized steel pressure tank with a concealed close-coupled jet pump and motor unit. The entire unit stands 27 in. high, and is 16 in. diam. It uses a horizontal type, slow speed $\frac{1}{3}$ hp motor, and will pump 250 gal per hour from depths to 22 ft. It is delivered assembled, ready to plug into a wall socket. Operation is said to be silent. Jacuzzi Bros., Inc., Richmond, Calif.

(Continued on page 240)

To Control



Specify Copperized CZC

(CHROMATED ZINC CHLORIDE)

The three common causes of wood failure are almost eliminated when you specify pressure treatment with Du Pont Copperized CZC. Because this salt-type wood preservative makes wood unappetizing to termites . . . kills decay-causing fungi . . . gives a high degree of fire retardance, too.


And Copperized CZC does all this without changing the characteristics of wood as a building material. The treatment leaves timber and lumber clean, odorless, paintable and safe to handle. So, where wood is indicated and permanence demanded . . . be on the safe side . . . specify pressure treatment with Du Pont Copperized CZC.

Full technical details on Copperized CZC available for the asking. Write: E. I. du Pont de Nemours & Co. (Inc.), Grasselli Chemicals Dept., Wilmington 98, Delaware.



REG. U. S. PAT. OFF.



**BETTER THINGS FOR BETTER LIVING
... THROUGH CHEMISTRY**



A dollar shaved is a dollar earned

Designing homes and commercial buildings in which *eye appeal and dollar savings* must be combined is a problem which has at least one completely satisfactory solution . . . the Keystone System of Stucco Application.

In any price bracket, in any geographical location, the structural versatility and durability made possible by the Keystone System of Stucco Application sets new standards for exterior finishes. For interiors and overcoating, too, Keymesh offers design and construction advantages worthy of your consideration. Let us send you the booklet, "Specification for Beautiful, Durable Stucco." Write: Keystone Steel & Wire Company, Peoria 7, Illinois.



**KEYSTONE SYSTEM OF
STUCCO APPLICATION
WITH KEYMESH**




. . . By the Makers of: Tie Wire, Welded Fabric, Non-Climbable Fence, Nails, Gates, Keystone Poultry Netting, Red Brand Fence and Red Top Steel Posts

You always can depend on **MERRITT- CHAPMAN & SCOTT**




**...specialist skills
to fill every need**

In the pulp and paper industry, for example, Merritt-Chapman & Scott has put its specialized skills to work building new plants or additions for 12 companies within the last 10 years. Typical is this new plant recently completed for Alabama Pulp & Paper Company. *Hardy S. Ferguson & Company, Consulting Engineers.*



**...plus speed
that meets deadlines**

Merck & Company can attest to the ingenious way in which M-C & S speedily built the world's first streptomycin plant at Elkton, Va. and simultaneously constructed a final processing and packaging plant (above) at Rahway, N. J. *George P. Butler, Consulting Architect.*



**...and full attention
to detail!**

The building of three Veterans Administration hospitals has sharpened our ability to produce the highest standard of work at the lowest possible price. Merritt-Chapman & Scott will work closely with you in completing your project as designed. *Illustrated is the 900-bed VA hospital at West Haven, Conn. William A. Riley, Architect Engineer.*

MERRITT-CHAPMAN & SCOTT CORPORATION



Founded in 1860
... now in our 90th year

GENERAL OFFICES

17 Battery Place, New York 4, N. Y.

Cleveland • Boston • New London • Pasadena, Texas


Architectural Engineering

PRODUCTS

(Continued from page 238)

Perforated Panels for Storage and Display

A versatile new panel for storage and commercial display consists of a wallboard sheet with holes punched on 1 in. centers. Called *Peg Board*, the unit has a great variety of hooks, brackets and



Shirt easel and hat rack are two of many fixtures available for perforated panels

bars which are inserted as desired in the board. Once inserted, they cannot be removed until all weight has been removed from them. The wallboard panels are available in a wide range of sizes, $\frac{1}{8}$ or $\frac{1}{4}$ in. thick. It may be ordered unfinished or lacquered, with any of a variety of mountings or legs. Hooks are satin-cadmium finished. Suggested uses include merchandise display and storage racks for stores, and racks for kitchen equipment, closets and work shops. *B. B. Butler Mfg. Co., Inc., 3432 N. Avondale Ave., Chicago 18, Ill.*

Paint Colorant

Tint-A-Matic Color Cubes, concentrated tinting colors in cube form, have been developed as a simple means of producing desired paint tints and shades. The cubes are made in 24 colors; through inter-mix with white paint, a vast number of colors may be produced. The cubes are claimed to be 100 per cent mixable, and may be used with house paint, wall paints in flat, gloss or semi-gloss, brick and cement paint, furniture enamels, trim and trellis finishes, and floor and deck enamels. Resultant tints and shades are said to be fast to light, and

(Continued on page 242)

✓ Check ENGINEERED HOUSING for *Buyer Appeal*



"BUYERS LIKE the versatility of Engineered Houses. They provide good, liveable homes of fine construction to this area at economical prices. Our projects are throughout western Kansas and eastern Colorado."—*I. W. Harper, Pres., Harper Construction Co., Great Bend, Kansas.*



"THE PRINCIPLE of Engineered Houses gives home buyers what they want at economical prices. We have sold over 1000 of them during the past year in Texas, Oklahoma, Kansas, Colorado and Louisiana."—*Nathan L. Jones, and Nathan E. Jones, Town & Country Builders, Inc., Dallas.*

TOP CONSTRUCTION MEN from STATE after STATE...

find Engineered Houses the answer to fine, economical construction *with buyer appeal!* Not pre-fab, but pre-cut and panelized by mass production methods for savings. Our 42-acre plant can produce almost *any* house you want. Your plan or ours.

RECENT PROJECTS

TEXAS: Dallas, Houston, Rockwall, Garland, Big Spring . . . KANSAS: Great Bend, Emporia, Topeka, Salina . . . COLORADO: Pueblo, Las Animas . . . NEW MEXICO: Santa Fe, White Sands . . . OKLAHOMA: Pauls Valley, Stillwater, Healdton . . . LOUISIANA: Shreveport.

Write for FREE booklet,
"Engineered Houses"

**TEXAS HOUSING
COMPANY**



9001 DENTON DRIVE
PHONE D4-2601 DALLAS, TEXAS

Art Metal Provides All the DATA You Need to specify and Use INCANDESCENT LIGHTING

This is a typical page illustrating the complete product information presented in the new, 48-page Art Metal Catalog . . .

Explicit Data

- 99 Product Illustrations
- 51 Cross Section Details
- 47 Light Distribution Curves
- 24 Coefficient of Utilization Tables
- Detailed Product Specifications
- General Engineering Information

SURFACE ATTACHED

ONE-LIGHT—8½" AND 12" HOLOPHANE CONTROLENS®

CANDLEPOWER DISTRIBUTION CURVES

These candlepower distribution curves were made with One-light units using a 150 Watt I.F. Lamp. The controlled widespread light distribution characteristic of Catalog No. 3320 provides even light distribution to with units installed on spacings not to exceed one and one-quarter times the mounting height above the work plane. The concentrating light distribution characteristic of Catalog No. 3322 provides even light distribution in high ceilings areas with units installed on spacings not to exceed 9 times the mounting height above the work plane.

PRODUCT

CROSS SECTION DETAILS

These candlepower distribution curves were made with One-light units using a 200 Watt I.F. Lamp. Multiply by 1.62 for 300 Watt I.F. Lamp. Medium Base Lamp. The controlled widespread light distribution characteristic of Catalog No. 3321 provides even light distribution to with units installed on spacings not to exceed one and one-quarter times the mounting height above the work plane. The concentrating light distribution characteristic of Catalog No. 3323 provides even light distribution in high ceilings areas with units installed on spacings not to exceed 9 times the mounting height above the work plane.

Catalog Number	75%		30°		50°		30°	
	3321	3322	3323	3324	3325	3326	3327	3328
1	.23	.25	.19	.21	.22	.24	.19	.20
2	.26	.31	.24	.27	.28	.29	.25	.26
3	.28	.34	.26	.29	.30	.31	.27	.28
4	.30	.37	.28	.31	.32	.33	.29	.30
5	.32	.40	.30	.33	.34	.35	.31	.32
6	.34	.43	.32	.35	.36	.37	.33	.34
7	.36	.46	.34	.37	.38	.39	.35	.36
8	.38	.49	.36	.39	.40	.41	.37	.38
9	.40	.51	.38	.41	.42	.43	.39	.40
10	.42	.53	.40	.43	.44	.45	.41	.42
11	.44	.55	.42	.45	.46	.47	.43	.44
12	.46	.57	.44	.47	.48	.49	.45	.46

Maintenance Factors—85 Clean 75 Average

SPECIFICATIONS

The lamp operates in a horizontal position. The side panels are Ribbed Alabite Glass. The specular reflector is made of 20-gauge Aluminum, finished specular, and operates in correct design position with the Holophane Controlens. These units are constructed of .037 steel. Boxes and Face Trim are completely die made. All parts are treated with a rust resisting primer.

SPECIFICATIONS
to prevent corrosion. The Satin Aluminum finish is baked on Adequate knockouts are provided. Units are practically dust-tight. The lens door is drop hinged. A half-inch wiring recess is provided. Mounting to the ceiling is by means of expansion shields or toggle bolts through holes provided. All units approved by Underwriters' Laboratories, Inc.

Cat. No.	Characteristics	Lens Size	*Max. Watts	OVERALL DIMENSIONS ON CEILING	
				Length	Depth
3320	Widespread	8½"	150	11"	5¾"
3321	Widespread	12"	*300	14¾"	7¾"
3322	Concentrating	8½"	150	11"	5¾"
3323	Concentrating	12"	*300	14¾"	7¾"

One Lamp—Position Horizontal.
FINISH: Baked Satin Aluminum.
Available with opaque solid metal sides.
UNITS CAN BE BUTTED TOGETHER FOR MULTIPLE INSTALLATION.

DATA

© Holophane Co., Inc.
THE ART METAL COMPANY

Approved by Underwriters' Laboratories, Inc.

Page 7

THE ART METAL COMPANY • CLEVELAND 3, OHIO

Manufacturers of Unified Lighting Equipment for Office, Store, School, Hospital and Hotel

There's an Art Metal Incandescent Unit for every lighting need.

Art Metal Unified Lighting, standardizes the design, style and finish of each unit, to achieve an architecturally integrated installation.

The ART METAL Company
1814 East 40th Street, Cleveland 3, Ohio
Gentlemen: Kindly send me your CATALOG
—INCANDESCENT UNIFIED LIGHTING.

Firm _____

Name _____

Title _____

Address _____

City _____ State _____




**UNIVERSAL
WINDOW
COMPANY**

950 Parker Street
Berkeley 10, California

A DOUBLE ADVANTAGE...

1. Tested and approved construction. Air infiltration tests prove non-weather stripped Donovan-Universal Aluminum Windows give weathertight performance.
2. Exclusive Donovan-Universal Multiple Operating Hardware for Awning and Projected Type Windows, with the lower vent automatically controlling the upper vents. More than 15,000 installations. Individually operated Awning, Projected and Casement Type Windows are also available. Universal Window Company is the originator of the widely used Donovan Multiple Operating Hardware. With 30 years of window experience, our engineers are ready to serve you.



**AWNING TYPE
PROJECTED*
CASEMENT**

**DONOVAN
UNIVERSAL
ALUMINUM
WINDOWS**

**QUALITY
APPROVED⁹⁹**

PROJECTED TYPE—P-A2



Write for details and name of nearest representative.

Architectural Engineering

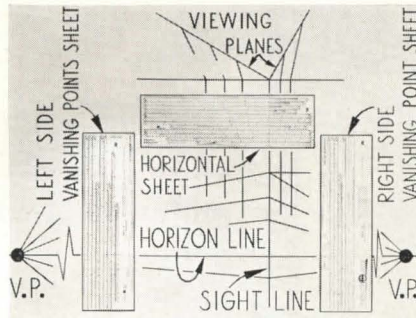
PRODUCTS

(Continued from page 240)

not affected by any agents which will not adversely affect any top grade paint. The product is manufactured by the Tint-A-Matic Corp., Goffstown, N. H. The marketing agent is the Rahr Color Clinic, 9 E. 56th St., New York, N. Y.

Drafting Aid

Perspecta-Guide consists of three 5 by 17 in. plastic sheets with scales printed on both sides to replace the construction lines of the two-point system of perspective drawing. One sheet has calibration marks, projected from the picture plane, of lines drawn from the viewing planes to the station point or viewing distance. It is set up for plans at 45/45, 30/60 or 15/75 degree angles, and for viewing distances of 25, 50, 75 and 100 ft. The other two sheets have proportional distances and directions of vanishing lines. Each scale is calibrated at 1 ft intervals. A 1/4 in. scale is furnished to measure true height along the sight line. Opposite sides of the sheets are marked for right or left side perspectives.



Three guides replace customary vanishing points and viewing planes needed for perspective drawings

The device is claimed to reduce considerably the time necessary to make a perspective drawing, to limit working area needed, and to require only a small scale plan and elevation for reference dimensions. By transposing the scales from 1/4 to 1/8, 1/2 in., etc., any size perspective and viewing distance can be used. *Perspecta-Guide*, W. B. H. Products, Box 1211, Chicago 90, Ill.

- ▶ if you're using plywood...
- ▶ if you like natural wood finishes...
- ▶ you'll welcome these

**WIZARDS
WITH WOOD**



FIRZITE—tames wild grain and checking on fir plywood and other soft woods.

For stained, natural effects, use Firzite to tame that wild grain. For painted or enameled jobs, use Firzite to minimize face checking and grain raising. For blond, pickled or tinted tones, use White Firzite for a real "woody" effect.

SATINLAC—emphasizes the natural beauty of wood wall panels, trim, rails, doors, furniture, etc.

To bring out and preserve the natural grain and beauty of any wood, use *Satinlac*. To avoid that heavy, "built-up" finish, use *Satinlac*. Newer than shellac or varnish; water-white; will not turn yellow.

Write for suggested specifications to:
UNITED STATES PLYWOOD CORP.
Dept. 107, 55 W. 44th St., New York 18, N. Y.



Modern Ventilation for Modern Schools

Smart new Trane Unit Ventilators in the Church of the Crucifixion School*, La Crescent, Minnesota provide positive controlled ventilation to classrooms and assure the utmost in efficient, economical operation.

These sturdily built units bring in fresh outdoor air, filter it, warm it, and move it gently to even the remotest corners of the classroom—quietly and without danger of drafts. They supply an abundance of clean, invigorating fresh air, tempered just right for health and comfort, to increase alertness and to help every child enjoy the room where he spends so much of his time.

Trane engineering skill in classroom weather magic has developed smoothly running fans that insure whisper-quiet operation. Scientifically designed air-blocks and dampers positively prevent cold outside air from blowing directly through the unit. Famous Trane Kinetic Orifice coils guard

the unit against freezing. Directional flow grilles meet every installation requirement. Generous filters trap dust and dirt.

For simplified maintenance the one-man front panels make the unit easy to “get into” and just as easy to service.




The Trane representative in your area will be glad to show you why Trane Unit Ventilators are being selected for modern schools all over the nation. Contact him for complete information.

*Architect: John J. Flad & Associates, Madison, Wisconsin
Contractor: Kletzke Plumbing & Heating, La Crescent, Minn.

THE TRANE COMPANY...LA CROSSE, WIS.
EASTERN MANUFACTURING DIVISION, SCRANTON, PA.

Manufacturing Engineers of Heating, Ventilating and Air Conditioning Equipment—Unit Heaters, Convector-radiators, Heating and Cooling Coils, Fans, Compressors, Air Conditioners, Unit Ventilators, Special Heat Exchange Equipment, Steam and Hot Water Heating Specialties
... IN CANADA, TRANE COMPANY OF CANADA, LTD., TORONTO.

There are Trane Unit Ventilators for every size room—gymnasium, classroom, auditorium or office. Write for Bulletin S-340 which gives complete information.



KAYLINE



The new Kayline catalogue puts the most modern developments in commercial and industrial lighting at your finger tips!

the
one
source
lighting
line

Catalogue No. 50 has the answers to all your lighting problems . . . shows the complete range of incandescent, fluorescent and slim-line fixtures covering the full commercial and industrial fields. Mail the coupon for your copy today.

THE KAYLINE CO.
2480 East 22nd
Cleveland, Ohio

NAME

ADDRESS

CITY

STATE

KAYLINE

Architectural Engineering

LITERATURE

(Continued from page 158)

covered include safety, health, flexibility, durability and economy. Notes are included for the use of wood as framing, siding, trim, paneling, cabinets, etc. 8 pp., illus. West Coast Lumbermen's Association, 1410 S.W. Morrison St., Portland 5, Ore.

Wood Study

Wood Study Kit Manual. Accompanying a wood study kit that contains 54 specimens of commercial wood, the manual describes the properties and uses of each species and provides information about forest resources. It is illustrated with 51 magnified cross-sections and gives directions for identifying the various woods. (Manual, 84 pp., illus., and Wood Study Kit, \$8.50.) Timber Engineering Co., 1319 18th St. N.W., Washington 5, D. C.

Standard for Veneered Doors

Recommended Commercial Standard for Hardwood Veneered Doors. This new standard provides minimum requirements for panel, sash and flush stock doors having faces of hardwood veneers. It covers construction, grades, sizes, tolerances and labeling. Layouts and designs for both interior and exterior doors as well as for sidelights also are included. Commodity Standards Division, National Bureau of Standards, Washington 25, D. C.

Ice Flakes

Instant Ice Machine (LF-451 and LF-452). Folders describe new machine designed to produce, it is said, up to a ton of ice flakes a day at a low cost per ton. The machine's uses are given for hospitals, cafeterias, hotels, restaurants, bars, dairies, food shipping plants and special applications. Cutaway chart and specifications are included. 4 pp. illus. Liquid Freeze Corp., 1133-24th St., Oakland 7, Calif.

Painting Clay Masonry Walls

Technical Notes on Brick & Tile Construction. Vol. 1, No. 4. This issue deals with "Painting Brick and Tile Walls"

(Continued on page 246)

Get ready for Winter!

INSTALL

TODD BURNERS

-GAS OR OIL


Now's the time to prepare for cold weather! Cut your power costs . . . modernization saves up to 10% on your fuel and maintenance bills. Let skilled Todd specialists engineer your boiler plant for maximum economy — either by modernizing obsolete equipment or providing a new and efficient installation.

Oil Burners

Gas Burners

Combination

Oil and Gas
Burners





COMBUSTION EQUIPMENT DIVISION

TODD SHIPYARDS CORPORATION

81-16 45th Ave., Elmhurst, Queens, N. Y.

NEW YORK • BROOKLYN • ROCHESTER • BUFFALO • HOBOKEN • NEWARK • PHILADELPHIA
HARRISBURG • YORK • PITTSBURGH • CHICAGO
RALEIGH • CHARLESTON, S. C. • BOSTON
SPRINGFIELD, MASS. • BALTIMORE • WASHINGTON • RICHMOND, VA. • ATLANTA • BIRMINGHAM • CLEVELAND • DETROIT • GRAND RAPIDS
TAMPA • GALVESTON • SAN ANTONIO • DALLAS
HOUSTON • TULSA • MOBILE • NEW ORLEANS
SHREVEPORT • DENVER • SALT LAKE CITY • LOS ANGELES • SAN FRANCISCO • SEATTLE • MONTREAL • TORONTO • BARRANQUILLA • BUENOS AIRES • LONDON

• Highland Park Community Center, Highland Park, Ill. • General Contractor: City Wide Bldrs., Chicago, Ill. • Architect: Bertram Weber, Chicago, Ill. • Gypsum Roof by Anning-Johnson, Chicago, Ill.



- **FORM BOARD**
- **ROOF INSULATION**
- **NOISE REDUCTION**
- **FIRE-SAFETY**

GET ALL 4 AT ONE PRICE WITH FIBERGLAS* INSULATING FORM BOARD

for Gypsum and Lightweight Aggregate Roofs

With this permanent Form Board—new and unique in its functions—you can offer your clients substantial savings and many *plus* values. By specifying Fiberglas Insulating Form Board, you obtain, in addition to a permanent form, a firesafe, decorative, acoustical ceiling and an efficient roof insulation—all in one application.

For poured-in-place decks, the board—size 32" x 48" x 1"—is laid in place between subpurlins normally spaced 32 $\frac{1}{2}$ " on center. The weight of the poured mix causes a minimum deflection in the board. Other advantages of Fiberglas Form Board are that it does not rot, decay, swell or shrink when exposed to moisture. After erection the exposed decorative surface may be spray-painted.

For further information, write us today for our A. I. A. File No. 37-B, "Fiberglas Design Data", or refer to Sweet's Architectural Files. Many other "Fiberglas Design Data" are available. For example, "Fiberglas Perimeter Insulations", "Fiberglas Duct Insulations" and "Fiberglas Roof Insulation".

ONE PRICE for Installation and Material BRINGS:

FORM BOARD—is quickly and easily handled, cut and installed by standard methods. Strong and light in weight, it is suitable for flat, curved or pitched roof framing.

ROOF INSULATION—The deck composed of 2" of gypsum plus 1" of Fiberglas Form Board with a built-up roof offers a heat transmission (U) of .15 Btu/hr./sq. ft./°F.—exceptionally low.

ACOUSTICAL TREATMENT—Riverbank Laboratories' tests of Fiberglas Form Board and poured-in-place slabs show a noise reduction coefficient of .75—as good or better than regular acoustical materials.

FIRESAFETY—Fiberglas Form Board is incombustible. The ageless glass fibers neither burn nor support combustion.



OWENS-CORNING FIBERGLAS CORPORATION, DEPT. 68-1, TOLEDO 1, OHIO



BUILDING MATERIALS

*Fiberglas (Reg. U. S. Pat. Off.) is the trade-mark of the Owens-Corning Fiberglas Corporation for a variety of products made of or with glass fibers.

BUILDING INSULATION • ACOUSTICAL TILE • ROOF INSULATION • MEMBRANE FABRIC

ANDREW J. HIGGINS

*built this
dream house
in glamorous*

NEW ORLEANS



*...with walls so light
they could
float on water*

Thermo-Con cellular concrete is a development of Higgins Resources, Inc. As it hardens, it expands 2½ times the original volume, forming a cellular structure composed of countless small uniformly sized spherical cells. Light yet strong, fireproof and insulating.

*...with the wondrous
comfort of* **WEBSTER
Baseboard Heating**

Floor to ceiling temperatures vary less than 2 degrees. Webster Continuous Flow Control keeps water moving in the piping as long as the outdoor temperature is below 70°. Heating is concealed . . . along every outside wall. No hot spots or cold spots. It is clean heat, radiant heat, convected heat. The Higgins home was designed by Spori & Maxwell, New Orleans architects. The heating installation was made by American Heating & Plumbing Co., New Orleans.

Questions and Answers

Booklet, "Questions and Answers about Webster Baseboard Heating," and descriptive literature sent on request.

Address Dept. AR-9
WARREN WEBSTER & CO.
Camden 5, N. J.

**Webster
BASEBOARD
HEATING**

Architectural Engineering

LITERATURE

(Continued from page 244)

and contains current available engineering data compiled by Structural Clay Product Institute engineers. Selection of masonry materials and paint, and cement, oil, resin-emulsion and rubber-solution paints are discussed. 4 pp. illus. Structural Clay Products Institute, 1520 18th St. N.W., Washington 6, D. C.

Water Softeners

Cochrane Junior Industrial Water Softeners (Pub. 4505). Leaflet describes small zeolite water softeners for apartment houses, hospitals, laundries, small boiler and industrial plants where the requirements may be under 100 gal per min. Specifications, dimensions and capacities for the softeners are given in addition to diagrams. 4 pp. illus. Cochrane Corp., 17th St. and Allegheny Ave., Philadelphia 32, Pa.

Conductive Floors


Thoughts About Conductive Floors. A reprint from the April, 1950, issue of *The Construction Specifier*. Author Dean S. Hubbell presents a discussion in simple language on the use of conductive floors to prevent anesthetic explosions in hospital operating rooms. 2 pp., illus. Mellon Institute, 4400 Fifth Ave., Pittsburgh 13, Pa.

Lighting

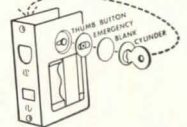
Gotham Architectural Lighting (GLC-15A, condensed catalog GLC-15A); Formlite (Bulletins 31-F2, GLC-16), A Contemporary Design for Lighting (Bulletin GLC-11A). First two catalogs present *fluor-o-troughs*, recessed, surface, or pendent (individual or continuous fluorescent as well as fluorescent and incandescent combined), and with flat or curved lenses, diffusing glass or hinged louver; *downlites*, recessed and surface, and with open bottoms, louvers or controlens; and *formlites*, available in four variations of the basic shape. Next two bulletins show 20 different mountings for *formlite* and include a price list. The last bulletin introduces the *indirect domelite*, a suspended fixture

(Continued on page 248)

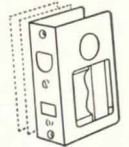
NEW SERIES 500 RITE-LOCK FOR SLIDING DOORS



**NOW-FULLY
REVERSIBLE**



**3 ADJUSTABLE
WIDTHS FIT
1 1/8" - 2" DOORS**




Here is the most versatile lock for every sliding door application. It is adaptable to any requirement as to hand, security and finish . . . while the three standard sizes adjust to fit any door thickness, 1 1/8" to 2"

The thumb button, emergency or blank discs or cylinder can be interchanged from side to side on the job. This means that dealers can supply any combination required by merely stocking a few representative discs and cylinders in popular finishes.

Rite-Lock is easily installed by a simple cut-out without any mortising. The escutcheon measures 4 1/2" x 2 7/8". All exterior parts solid brass. Write us on your letterhead for the new Adams-Rite Catalog 49.

CYLINDER DEADLOCK FOR SLIDING DOORS

This cylinder deadlock operates by cylinder from one or both sides. Fits all standard cylinders with adapter cams furnished (specify when using Yale or Sargent cylinder). Solid bronze face, strike and bolt. Heat treated aluminum alloy case. Use your own cylinders and trim. Also used as jimmy-proof lock.



QUALITY HARDWARE FOR  NEARLY HALF A CENTURY

ADAMS-RITE MANUFACTURING CO.
540 WEST CHEVY CHASE DRIVE, GLENDALE 4, CALIFORNIA, U. S. A.


Story behind the story

in June 12th **LIFE** magazine

LIFE's story on the fast construction schedule being maintained at the Massachusetts Mutual Company's skyscraper home in New York City indicates that a new record in construction speed is likely to be set if the present pace is maintained.

LIFE's article does not attempt to explain the factors that are making this speed story possible. But they boil down to simply this:

1. Excellent job organization and co-operation among the sub-contractors; the contractor, Turner Construction Company; the steel fabricator, Bethlehem Steel Company; and the architects, Carson and Lundin.
2. The use of Robertson Q-Floor construction.



600 Fifth Avenue Building
Owner—Massachusetts Mutual Life
Insurance Co., Radio City, New York

Carson and Lundin—architects
Turner Construction Co.—contractor

Q-Floors have long since proved their ability to reduce construction time 15 to 20%. This is because:

- They are cellular steel sub-floors. Light in weight but extremely strong.
- They arrive pre-cut, ready to lay in place.
- Two men can lay 32 sq. ft. in 30 seconds.
- They are welded to the frame.
- They form an immediate working platform. Other trades proceed full speed, regardless of freezing weather, not delayed by wet materials.
- Sub-contractors store their materials directly on the floors, reducing costly extra handling. Streets are kept uncluttered.
- Forms and shoring are reduced simply to the need of fireproofing.
- The floors can go in on the heels of the steel framework. Stairs go in right away; a distinct safety factor.
- Drafting room work is greatly simplified. Electrical outlets and partitions can be located *after* tenants move in. Elimination of pre-set inserts does away with the many revision drawings needed in old-fashioned construction.

This desire for construction speed is more than a publicity stunt. Every day of construction time saved can be counted in dollars saved by everyone concerned. Construction insurance and financing costs are reduced. The owner begins to capitalize on his investment sooner. That's why construction speed is desirable . . . it is money in the bank as well as a building in use.

Despite all this, Q-Floor costs less than the carpet that covers it! Q-Floor does not cost more, when all the intangibles (which do not show up on a contractor's estimate) are taken into consideration. Q-Floor saves time . . . saves money.

That's the story behind the story in LIFE.

Have You Read the latest Q-Floor Literature? Write

H. H. ROBERTSON CO.



Factories in Ambridge, Pa., Hamilton, Ont., Ellesmereport, England

2404 Farmers Bank Building, Pittsburgh 22, Pennsylvania

Offices in 50 Principal Cities • World-Wide Building Service

PROTECT LIVES AND PROFITS! SPECIFY...



MODEL 10EL
10,000 WATTS

Onan Emergency Electric Plants provide power for all essential needs . . .

LIGHTS • REFRIGERATION • VENTILATING SYSTEMS • COMMUNICATIONS • OIL BURNERS • STOKERS • ELEVATORS

* When storms, floods or breakdowns interrupt commercial power, Onan Standby Plants start automatically and take over the power load within seconds, stop when power is restored. Operating and maintenance costs are negligible. Widely used in hospitals and other institutions, radio stations, hatcheries, theaters, industrial plants . . . wherever power interruptions would be dangerous and costly. Available from 1000 to 75,000 watts.

What size Standby Plant will your project need?



Send coupon below for folder on Onan Standby Plants. It will help you specify the right size plant and the necessary accessories. If you have an unusual problem write our engineering department.

D. W. ONAN & SONS INC.
5145 Royalston Ave., Minneapolis 5, Minn.



Please send me your Standby Folder

Name
Address
City State

ONAN STANDBY POWER

Architectural Engineering

LITERATURE
(Continued from page 246)

which incorporates a standard silvered bowl lamp. 8, 2, 4, 1 and 2 pp. illus. Gotham Lighting Corp. 548 West 22nd St., New York 11, N. Y.

Radiant Glass Panels

Pyrex Brand E-C Radiant Glass Panels. Booklet discusses features of the glass panels with electrically conducting coatings, used as a radiant heat source for driers, dehydrators, space heaters, etc. Engineering properties of the panels are given, along with size and rating tables, assembly sketches, installation notes and suggested uses. 8 pp., illus. Corning Glass Works, Corning, N. Y.*

Radiant Glass Heat. Folder describes glass panels with aluminum elements fused into the glass. Use is discussed as heating systems for homes, stores, schools, plants, etc., and as auxiliary heating units. A suggested layout, specifications, details, and notes on construction, operation and installation are included. 4 pp., illus. Continental Radiant Glass Heating Corp., 1 E. 35th St., New York, N. Y.

Odor Control

Control Of Odors (National Bureau of Standards Circular 491). Discusses the problem of undesirable household and industrial odors together with methods for their control. Special sections discuss the sense of smell and the nature of odors, and the special problem of controlling odor in sick rooms and hospitals. 12 pp. Price 10 cents. The Superintendent of Documents, U.S. Government Printing Office, Washington 25, D.C.

LITERATURE REQUESTED

The following individuals and firms request manufacturers' literature:


Alaska Housing Authority, P. O. Box 179, Anchorage, Alaska.

Architectural Engineering Society, c/o Architectural Engineering Dept., John Heimerich, Head, University of New Mexico, Albuquerque, New Mexico.

Jay R. Cross, Elm Street, East Pembroke, Mass.

CANNON DOCTORS' IN-AND-OUT REGISTERS

*Greater
Varieties
available
to meet all
needs*



*Specify Cannon
and get the best*

Address Cannon Electric Development Company, Division of Cannon Manufacturing Corporation, 3209 Humboldt Street, Los Angeles 31, California. Canadian offices and plant: Toronto, Ontario. World export: Frazer & Hansen, San Francisco.



Figure it at

FULL RATING


AEROFIN RATINGS ARE ACCURATE AND RELIABLE

Aerofin's continued research has developed accurate ratings that are good for the life of the unit. You can always count on Aerofin to deliver full-rated capacity — full efficiency.


Over 25 years' experience, combined with unequalled production facilities, enables Aerofin to select just the right surface and materials for each particular job. Aerofin rigidly controls every phase of the production of its heat-transfer coils and units.



This man is looking for air bubbles — he is testing Aerofin heat-transfer coils with air pressure in a specially illuminated tank. If there are no bubbles, it means the immersed Aerofin unit has withstood the severe strains of steam and hydrostatic pressure tests and is ready to give you long, efficient service.



Throughout the
AIR CONDITIONING
Industry —



Aerofin Units do the Job Better, Faster, Cheaper


AEROFIN CORPORATION

410 South Geddes St. SYRACUSE 1, N. Y.

NEW YORK • CHICAGO • CLEVELAND • DETROIT • PHILADELPHIA • DALLAS • MONTREAL

SCIENTIFIC TESTS PROVE...

shellac outwears
other floor finishes



(Reproductions of unretouched photographs)

The results of grueling floor tests made by an independent engineering laboratory prove that shellac has no equal for wearability — shellac brings out the natural beauty of the wood and preserves it longer.

- easy to apply—dries faster
- will not darken with age
- wears better
- easier to maintain
- simple to retouch
- less bother to keep beautiful

shellac

SPECIFY SHELLAC

For the floors—for all the woodwork in the homes you plan

Unequaled where a natural wood finish is desired
Outstanding as a primer for woodwork and sealer for plaster walls

SEND NOW

for valuable, informative, "Standard Specifications on the Use and Application of Shellac"

shellac INFORMATION BUREAU


of the American Bleached Shellac Manufacturers Assn., Inc.
65 PINE STREET, NEW YORK 5, N. Y.

Please send, without obligation, "Standard Specifications on the Use and Application of Shellac".


FIRM NAME _____
ADDRESS _____ CITY & ZONE _____ STATE _____
SIGNED _____

SUSPENSION UNIT ...

Oil or Gas!



WITH AN OUTSTANDING LINE OF BOTH OIL AND GAS-FIRED SUSPENSION TYPE HEATERS, J-C COVERS THE FIELD WITH THIS INCREASINGLY POPULAR TYPE OF FURNACE.



J-C GAS-FIRED SUSPENSION UNITS, fan or blower operated, have outputs of 68,000 to 172,000 BTU. Designed and built for performance and long life, the J-C gas fired suspension heater is ideal for heating, ventilating ... for residential, commercial and industrial applications.

J-C OIL-FIRED SUSPENSION UNITS have outputs of 112,000 to 450,000 BTU. An efficient heater requiring less space than any furnace of its type and rating. Units feature greater heating efficiency with less heating surface ... due to an exclusive design of ducts and baffles. Ease of installation is a feature—and ready access facilitates servicing.



... AMERICA'S LARGEST AND MOST COMPLETE WARM AIR HEATING LINE ...

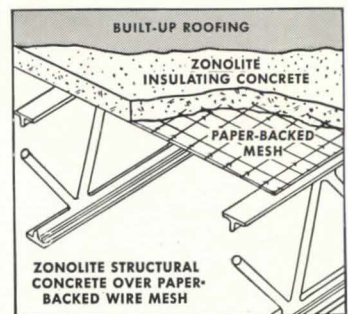


A PRODUCT OF **JACKSON & CHURCH COMPANY, SAGINAW, MICHIGAN**
WORK WELL. DONE SINCE '21

LIGHTWEIGHT ROOFS

THAT INSULATE...

WITH SENSATIONAL ZONOLITE* VERMICULITE CONCRETE!



On your next roof, plan to build insulation *right in with the roof itself*. Short-span roof decks of Zonolite vermiculite concrete combine insulation and structural strength in one material, one application, no other insulation needed. Zonolite mixed with Portland cement and water in place of sand or gravel weighs only 1/5 as much as ordinary concrete, frequently permitting great economies in structural steel. Saves time and extra materials on any job.

Consult us now, or send for details on the use of Zonolite concrete, or send for catalog, "Zonolite Vermiculite Insulation and Lightweight Aggregates."

*Zonolite is a registered trademark



SOLD BY LUMBER & BUILDING MATERIAL DEALERS

ZONOLITE COMPANY
135 S. LaSalle St., Chicago 3



Copper and Common Sense



For low cost per year of service, you can't beat a copper roof like this one on the Northway Christian Church, Dallas, Texas. Architect: Tatum & Quade; General Contractor: Miller & Norton; Sheet Metal Contractor: Mustang Sheet Metal & Mfg. Co.; Revere Distributor: Moncrief-Lenoir Mfg. Co.—All of Dallas, Texas.

Dollar for Dollar, There Is No Substitute for a

Copper Roof!

● Whenever you want lasting sheet metal construction, *there is no substitute for copper.* Because copper—beyond any other material commonly used for roofing, gutters and flashing—has proved its ability to give longer service per dollar of cost when properly designed and installed.

These statements are backed by facts and figures developed by intensive research and by case histories of well-known buildings. No other sheet metal construction material can support so strong a claim.

To make certain of correct design and take advantage of proved installation techniques, it will pay you to use the new design and installation data developed by the Revere Research Laboratories. You'll find these data in Revere's book, "Copper and Common Sense," an authoritative manual of sheet copper construction that has been widely distributed to architects and sheet metal contractors. There is probably a copy in your files. Be sure to refer to

it as your guide to finer and more durable sheet copper construction.

Revere sheet and roll copper and other Revere quality materials are available from leading distributors throughout the United States. A Revere Technical Adviser will always be glad to consult with you without obligation.

REVERE

COPPER AND BRASS INCORPORATED


Founded by Paul Revere in 1801

230 Park Avenue, New York 17, New York

Mills: Baltimore, Md.; Chicago, Ill.; Detroit, Mich.;
Los Angeles and Riverside, Calif.; New Bedford,
Mass.; Rome, N. Y.—Sales Offices in Principal Cities.
Distributors Everywhere.

There are a lot of good cars . . .

but there



is only one **CADILLAC**

There are a lot of good violins . . .

but there is only



one **STRADIVARIUS**

There are a lot of good drawing pencils

but there
is only
one

CASTELL


with the **Genuine**
IMPORTED
CASTELL
lead

So smooth,
so free-flowing—it's an in-
spiration for genius. Yes, it costs a few
pennies more, but it lasts so much longer
than ordinary pencils—it's more eco-
nomical in the long run. 18 exact tones
of black—7B to 9H.

NOTE: CASTELL does away with the
irritation of point breaking. It takes
needlepoint sharpening without snap-
ping. Order from your Dealer today—
and don't allow yourself to be talked
into a substitute.



AW FABER-CASTELL U.S.A. 9000 * H *



MERCOID
AUTOMATIC CONTROLS
FOR THE HOME AND INDUSTRY

ST

- IN... QUALITY
- ACCURACY
- DURABILITY
- PERFORMANCE
- DEPENDABILITY
- SAFETY FEATURES
- EASY INSTALLATION
- QUICK ADJUSTMENTS
- SIMPLIFIED WIRING
- UNFAILING SERVICE



Complete catalog sent upon request


If you have a problem involving the automatic control of pressure, temperature, liquid level, mechanical operations, etc., it will pay you to consult Mercoid's engineering staff—always at your service.



THE MERCROID CORPORATION, 4201 BELMONT AVE., CHICAGO 41, ILL.

EFFICIENCY AT LOW COST!

Combination
METAL WEATHERSTRIP
SASH BALANCE




ZEGERS Dura-seal

Dura-seal is a combination of metal weatherstrips and sash balances...in one unit! Provides complete weather protection plus smooth, noiseless, finger-tip window operation. Eliminates paint-stuck windows.

Quickly and easily installed, Dura-seal is used with a stock plank frame and stock sash.

Plank frames permit use of narrow mullions and trim providing more glass area. Less expensive than weatherstripping combined with any other type of sash balances.



WRITE FOR INFORMATION



SECTION 19b 7

ZEGERS INCORPORATED
8092 South Chicago Ave., Chicago 17, Ill.

CUSTOM-DESIGN


Each Floor Plan

with Exclusive
THEMETILE

only available in

RUBBER TILE

by the makers of
KENTILE 



AVAILABLE NOW in all these colors and sizes

9x9x1/8" • 6x6x1/8"

India Black	420
Waulsort	422
Onyx	423
St. Amade	424
Bardilla	425
Piastra	426
Connemara	427
Pavonazzo	428
Rouge Royal	429
Medoux	430
Vert Maurin	431
New England	432
Lilas	433
Brocattelle	437
Emperor's Red	438

18x36x1/8"

Black	420
Onyx	423
Connemara	427
Rouge Royal	429

FEATURE STRIP
1x36x1/8"

Black	420
Red	421
Green	434
White	435
Yellow	436

Cove Base 4x42x1/8"

Black, Onyx, Connemara, Rouge Royal (Black only 6x42x1/8")
--

Exclusive 9x9x1/8"
Colorful ThemeTile

- Ivy
- Fish
- Dots
- Petals
- Spoon & Fork

Write for catalog showing full
color line and made to order sizes

No other Rubber Tile offers you these decorative, low-cost, factory-made ThemeTile inserts. They are mass produced and accurately cut in stock 9" x 9" sizes so they are installed as quickly as standard rubber tile—no extra labor is involved. No other rubber tile gives you this opportunity to design distinctive, individual floors, complete with decorative themes that set your rooms apart... floors custom-made for the room and purpose they are to serve. Ivy ThemeTile alone, for example, can be used as border, traffic lanes, eye-directors in exclusive flower shops... not to mention its ideal uses in halls, foyers, dining rooms or lovely kitchens of fine homes.

Rubber Tile by the makers of Kentile offers your clients every practical advantage of long wearing "cushioned beauty" and easy maintenance. Dirt and moisture cannot penetrate... it resists chipping, cracking, marring... does not support combustion... will not dry out or become brittle through years of use.

DAVID E. KENNEDY, INC.

58 Second Avenue, Brooklyn 15, New York

• Kentile

• Kencork • Rubber Tile

Some of the Refrigerating, Ice-Making and Air Conditioning Equipment and Services You can Secure from Frick Company Waynesboro, Pa.

NEW "ECLIPSE" Compressor for Freon 12

Air Conditioning System, to Suit Your Special Needs

Quick Service, to Handle ANY Food Product

Pressure Valves and Fittings, Ammonia, Freon, CO₂, etc.

Five Frick 11" by 18" Four Cylinder Ammonia Compressors Installed at Salinas, California

No matter what cooling equipment you need, in commercial and industrial sizes, you can buy from Frick Company dependable machinery to do the job.

We like to build cooling systems to suit the particular needs of the customer. We specialize, indeed, in special equipment! Let us submit estimates on exactly what your plant requires.

Standard Frick products set the standards for the industry. They should do so, for behind them are nearly 100 years of engineering, manufacturing and installation experience.

The items listed or illustrated here are largely manufactured by Frick Company. They are among the hundreds you can purchase to advantage through your nearest Frick Branch Office or Distributor, located in principal cities everywhere.

Ask for Bulletin No. 195-A

Get This New Bulletin!

It has nearly 70 photographs and drawings of equipment you can use in solving your cooling problems. And a complete check list of ALL the items you may need.

This has been wanted for a long time. Designers, owners, and operators are enthusiastic about it. Get your complimentary copy now: it will help you order equipment wisely. Write, wire or phone




Also Builders of Power Farming and Sawmill Machinery

HAR-VEY ROLLING DOOR HARDWARE

introduces an Economical

New Hanger for Wardrobes



Exclusive new features that save time, trouble, and money!

Quick, simplified installation
Hung from the outside, doors can be easily slipped in place after shelving is installed.

Space between doors can be varied -- no limit on number of doors
Less Headspace is required

Track can be used for Trim in cabinets and show-cases, because hardware is mostly concealed

Economically designed for lower cost

Quality-made of 100% rustproof materials with extruded aluminum track

This new Har-Vey Hardware is ideal for cabinets, wardrobes and similar installations

Learn all the advantages today -- mail this coupon now


Address: Hardware Division T

METAL PRODUCTS CORPORATION HAR-VEY HARDWARE
807 N. W. 20th St. Miami, Florida

Please send me your free folder on rolling doors & Har-Vey Hardware

NAME _____
 COMPANY _____
 STREET _____
 CITY _____ STATE _____

For Trouble-Free Bath Tub Edges } **Specify LUCKE**
 Leak-Proof Bath-Tub Hangers
 No Leaks • No Cracks • No Repair Expenses



A Necessity For All Housing Projects

There is no excuse for cracks or leaks or repair expense in good building. Leading architects specify LUCKE to overcome this problem. Lucke Hangers build tubs into wall.



Sold by Leading Plumbing Supply Houses


MANUFACTURED BY

W. B. LUCKE, Inc.
 Wilmette Illinois



Now! there's
no limit

TO WHAT YOU CAN DO
WITH LIGHTING!



Plexoline

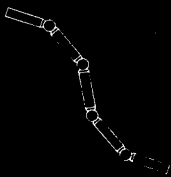
BY



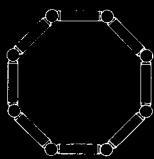
**OFFERS YOU
AMAZING NEW
FLEX-ABILITY**

Premium quality without Premium cost

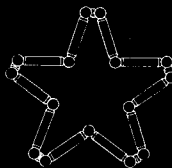
CURVES



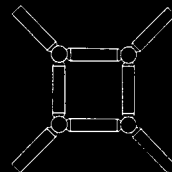
CIRCLES



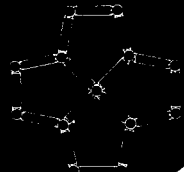
ANGLES



ABSTRACTS



**ANGULAR
DESIGNS**



053

Imagine your possibilities with Plexoline! New beauty . . . new patterns . . . a whole new world of lighting ideas made possible through Day-Brite's versatile Plexoline. An ingenious system of linear sections and curved accent units, Plexoline permits truly unlimited fluorescent lighting possibilities at mass production costs. And the famous Day-Brite quality delivers unequalled performance plus low-cost installation and maintenance.

But to realize all the advantages Plexoline offers you, get the full Plexoline story.

Send for your free copy—today!

Day-Brite Lighting, Inc.
5465 Bulwer Ave., St. Louis 7, Mo.
In Canada: Amalgamated Electric Corp., Ltd.,
Toronto 6, Ontario

Please send me _____ copies of your free booklet,
"PLEXOLINE—IMAGINATION AT WORK."

Name _____

Firm _____ Position _____

Address _____

City _____ Zone _____ State _____

THE RUSCO



PRIME WINDOW (VERTICAL SLIDE)

Rusco is a complete factory-assembled, factory-painted metal unit . . . contains glass, screen, weather stripping, installation members (wood or metal), and self-storing insulating sash (optional).

The durable, rust-resisting
Armco Metal window unit that provides
BUILT-IN, CONTROLLED VENTILATION
FOR YEAR 'ROUND COMFORT

OFFERS YEAR 'ROUND ADVANTAGES THAT INCREASE HOME SALABILITY . . . 1. Made of strong, tubular, hot-dipped galvanized Armco Ingot Iron Zincgrip, Bonderized and finished with baked-on enamel. No field painting required . . . 2. Glass and screen panels removable from inside for easy washing . . . 3. Year 'round, rainproof, draft-free, filtered-screen ventilation . . . 4. No screens or storm sash to buy . . . 5. No weights, cords or balances . . . 6. Slide freely—never stick or bind . . . 7. Waterproof felt weather stripping . . . 8. Lumite plastic screen cloth—permanent—no deterioration or streaking . . . 9. Automatic locking in closed and ventilating positions.

CONSTRUCTION FEATURES THAT REDUCE YOUR INSTALLATION AND FIELD COSTS . . . 1. No field painting (except wood trim when used) . . . 2. No on-the-job glazing or puttying . . . 3. No on-the-job refitting . . . 4. Installed in less than 50% of the time required for ordinary window units . . . 5. Versatility permits many distinctive window arrangements . . . 6. A quality product competitive with the lowest priced window unit on the market.

Get the facts about Rusco Prime Windows. You'll SEE why they save on material and on-the-job costs . . . help sell houses. See the Rusco distributor in your locality, or write direct.

THE F. C. RUSSELL CO.

DEPARTMENT 7-AR90 • CLEVELAND 1, OHIO

©TFCRC



Manufacturer of the famous Rusco all-metal,
self-storing Combination Screen and Storm Sash



Design 5050



A CUTLER MAIL CHUTE should be specified for every eligible office building, public building, hotel, apartment and hospital.

Cutler Mail Boxes are available in our standard designs in large and small sizes, or your own design.

Catalog in Sweet's

ESTABLISHED 1883

Cutler Mail Chute Co

ROCHESTER 7, N. Y.

BEAUTY — STRENGTH — DURABILITY



Lorenzo Hamilton, Architect

EXTRUDED ALUMILITED ALUMINUM STORE FRONT METALS



Extrudalene Factory Assembled Entrances
Narrow Stile Aluminum Hollow Metal Doors
Furnished in fine ALUMILITED finish


Send for A.I.A. Building Products Literature Competition award winning catalog

THE ALUMILINE CORPORATION

339 ELDERT STREET

BROOKLYN 27, N. Y.

**A Beautiful,
LOW-COST FLUORESCENT
LIGHTED CABINET...**



Model 2654-80

by **Lawson**
with **OUTSTANDING
QUALITY FEATURES!**

- ★ **One-Piece Drawn Steel Body**
- ★ **Bonderized after Forming**

- Baked White Enamel Finish
- First Quality Plate Glass Mirror
- Full Length Piano Type Hinge
- Snap-in (no screws) Electrical Inspection Plate
- Stainless Steel Mirror Frame
- Convenience Outlet for Electric Razor, etc.
- Bar-Type Door Stop
- Razor Blade Disposal Slot
- Underwriters' Laboratories Inspection Label

Write for Catalog on Lawson Bath-
room Cabinets, Lavatory Mirrors
and Chrome Accessories . . .

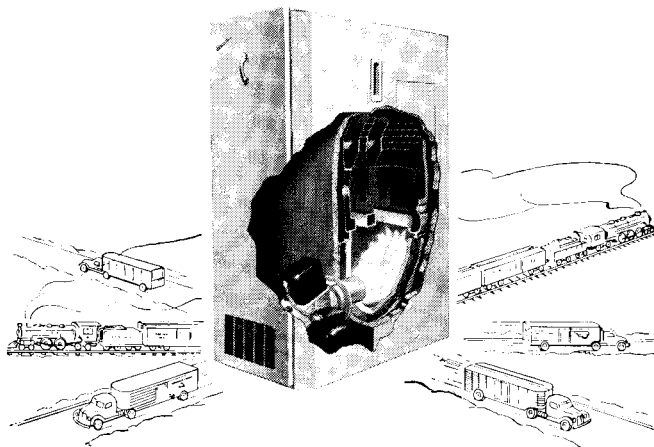
THE F. H. LAWSON CO.

802 EVANS ST., CINCINNATI 4, OHIO

**WORLD'S LARGEST BUILDERS
OF BATHROOM CABINETS**



PACEMAKER
is Going Places



**The Boiler that Scooped the Market
is Making SALES HISTORY!**

Burnham's cast-iron PACEMAKER oil-fired boiler introduced less than a year ago is now one of the leaders in the heating field. And here are some of the reasons for this universal acceptance:

Low Initial Cost • Made of Cast Iron • High Efficiency • Low Installation Cost • Fine Appearance • Wide Range of Sizes • Built-In Tankless and Storage Hot Water Heaters • Light Weight, Kiln Baked, Practically Unbreakable Refractories • Available in Flush or Extended Jackets • Built to ASME Specifications.



Low initial cost and low installation cost make PACEMAKER the logical choice for low-cost housing developments.

Wide range of sizes makes the PACEMAKER Boiler adaptable for almost every type of residential installation.

PACEMAKER is also available with the specially designed Burnham flange-mounted burner. Your plumbing and heating wholesaler can make immediate delivery.

**EASY AND INEXPENSIVE
INSTALLATION**

Boiler shipped assembled—
can be bolted to base while
lying on side and easily raised
to vertical position.



The Importance of CAST-IRON Construction

Cast Iron, the metal of the ages, combines excellent heat conductivity with life long service and dependability. Its durability has proven it to be superior to other metals. Many cast-iron Burnham Boilers are still giving dependable service after more than a half century of service.

Burnham Corporation

"PIONEERS OF RADIANT BASEBOARD HEATING"
IRVINGTON, N. Y., Dept. AR-90



.....

BURNHAM CORPORATION AR-90
IRVINGTON, N. Y.

Please send folder showing all details of the low-cost
PACEMAKER Boiler.

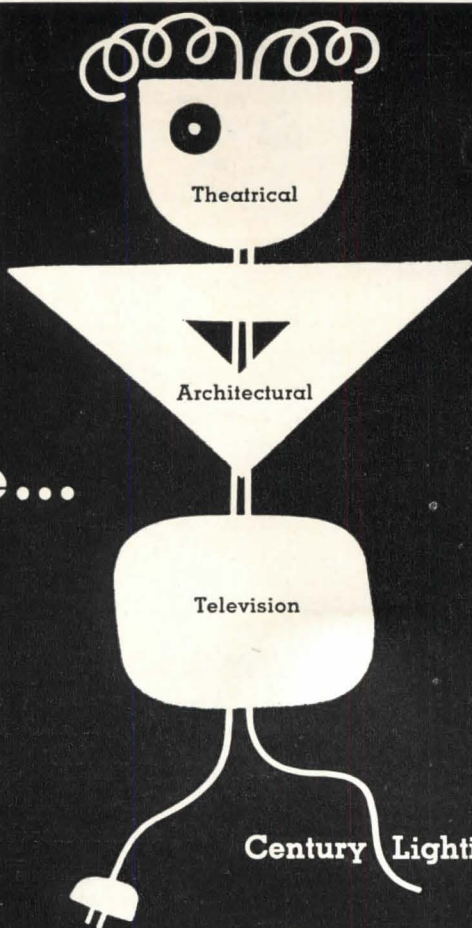
NAME.....

ADDRESS.....

CITY..... STATE.....

.....

A
good
move...



Century Lighting, Inc. . . . the name in lights

Century Lighting proudly announces the inauguration of its new offices and showrooms.

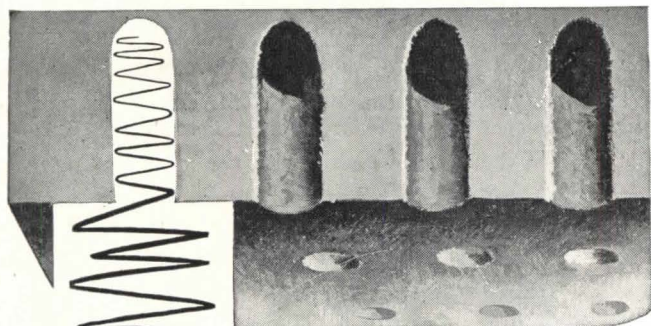
Our expanded facilities enable us to demonstrate practical solutions to your lighting in a "working auditorium" specially designed for the purpose.

You are cordially invited to visit Century's new home to see what's new and better in lighting.

New Home: 521 West 43rd St., New York 18, N. Y.

New Phone: Chickering 4-7050.

At the same time Century takes pleasure in announcing the opening of its Los Angeles Manufacturing plant located at 626 N. Robertson Blvd., equipped to serve the west.



THE CEILING

with a hundred thousand

"NOISE TRAPS"

Send for Free, Fascinating Brochure: Tells you about Fibretone*, the acoustical ceiling, and how its thousands of scientifically-designed *noise traps* help eliminate unwanted noise—in offices, restaurants, banks, schools, factories, and recreation centers. Write Johns-Manville, Dept. AR-9, Box 290, New York 16, N. Y.



*Reg. U. S. Pat. Off.

Johns-Manville



FIBRETONE

IT'S CLEAN



IT'S INEXPENSIVE



IT'S SAFE!



HEATSUM CABLE

Radiant electric heat, eliminates boiler room . . . fuel storage . . . saves on redecorating costs . . . economical to install . . . low operating cost where power rates are favorable . . . negligible maintenance.

Write for Further Information

L. N. ROBERSON CO.
1539 E. 103rd, Seattle 55, Wash.

RECENT INSTALLATIONS OF HEATSUM CABLE

APARTMENTS

Armistead Apts. — Nashville, Tennessee

HOTELS

Bar Harbor Hotel, Bar Harbor, Maine. *Ambrose Higgins, Architect*

OFFICES

Northern Indiana Hospital, Staff Residences — Westville, Indiana. *Boyd E. Phelps, Inc., Architect*

Zbitnoff Clinic — Ukiah, Calif. *Clarence J. Felciano, Architect*

Architects Office Building — Seattle, Wash. *Paul Thiry, Architect*

Architects Office Building — Seattle, Wash. *Tucker, Shields and Terry, Architects*

BUILDINGS

Fleishman Electric Shop — North Hollywood, Calif. *Walter Warner, Architect*

Simpson Logging Co. Office Building — Shelton, Wash. *George W. Stoddard, Architect*

SCHOOLS

Redwood Elementary School — Fort Dick, Calif. *Robert J. Kenney, Architect*

Sequoia Elementary School — Redding, Calif. *J. C. Felciano, Architect*

WRITE FOR FACTS

Please send me your Heatsum Cable catalog AR25


Name

Address

City State

Architect Builder

Creative Hands use PHOTO-MURALS



Use Photo-murals to create atmosphere at reasonable costs. Custom-made to any size, in black and white, sepia or color.

Write — for our colorful 24-page booklet "Photo-Murals"


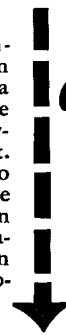
West-Dempster Co.
100 W. Lyon Grand Rapids, Mich.

READY-POWER

AIR CONDITIONERS

OPERATE AT
LOWEST COST

Ready-Power Engine Refrigeration Units operate at a small fraction of the cost of electrically-driven equipment. Savings of \$50 to \$150 per month are often realized on single unit installations. Operate on NATURAL GAS, gasoline or Diesel fuel.



Write for literature

The READY-POWER Co.
11231 FREUD AVE., DETROIT 14, MICH.



TECO DATA SHEETS *free* TO ARCHITECTS


TRIP-L-GRIP FRAMING ANCHORS

Write for your set of these six handy specification sheets and help your clients to better homes.

No item of ours in 17 years has proven so popular with architects. These simple devices for all secondary wood connections help reduce costly plaster cracks and prevent sagging openings.

Every frame connection is more rigidly fastened with 18 gauge, zinc coated steel anchors. Because loads on nails are in shear, each nail performs at maximum efficiency. Trip-L-Grip Anchors eliminate notching and shimming joists—replace ledger strips—tie roofs securely to sidewalls, help prevent uplift due to wind.

NO NAIL WORRY—Full bodied nails come packaged with the Anchors. Anchors are in 3 types of rights and lefts. Anchors are 4 7/8" high, rectangular flange is 1 5/8" wide, and bent portion is 1 5/8" long.



TIMBER ENGINEERING COMPANY 1319 - 18th Street, N. W., Washington 6, D. C.

Please send me FREE set of T-L-G Data Sheets, anchor samples and prices.


NAME.....

FIRM.....

ADDRESS.....

AR

REDUCE INSTALLATION COST IN APARTMENT HEATING DESIGN with VULCAN BASEBOARD




DETAIL: Illustration above shows actual installation of a "Series Loop" with Vulcan Baseboard Radi-Vector in a multiple apartment type building.


Only one supply and one return required per apartment. Pipe connects individual heating elements, passing through partitions as required.

APPLICATIONS: Hot water systems in residential, office, institutional and manufacturing buildings.

COST: Total cost of pipe and fittings was under \$20. per apartment. Complete, neat, modern-looking installation made possible with either type L or type FSF Front Covers shown below.



TYPE L COVER: Designed by famous industrial designers, Raymond Loewy Associates. For Semi-Recessed or Non-Recessed Radiation.




TYPE FSF: Popular Style Front Outlet Cover for Semi-Recessed or Non-Recessed Installations.

Complete illustrated bulletin with piping details and floor plans available on request.



THE VULCAN RADIATOR CO.
26 FRANCIS AVE. HARTFORD 6, CONN.




BURT KNOW-HOW ASSURES PROPER ENGINEERING FOR EFFICIENT VENTILATION

For half a century, Burt has been recognized as a leader in ventilating equipment. Over this period Burt engineers have gained invaluable training in ventilating design and application that only actual experience can supply. This specialized knowledge is available to help solve your ventilating problems on request. It is good assurance of complete satisfaction later.

THE BURT MFG. CO.
ROOF VENTILATORS • OIL FILTERS
EXHAUST HEADS

48 E. South Street, Akron 11, Ohio, U.S.A.

SEND FOR CATALOGS
Burt Engineers are glad to help on plans



"The first important manual in a generation on..."

"Hospital Planning"

by Charles Butler, F.A.I.A. and Addison Erdman, A.I.A.

"Hospital Planning" features the new and unprecedented facilities demanded by revolutionary new techniques in hospitalization. It poses actual problems and shows how they were solved.

Here is an exhaustive analysis of the most striking features of 51 modern hospitals—representing the work of 30 celebrated architects—culminating in hundreds of case histories of ideas proved exceptionally successful.

Illustrating the clear, simple text are 32 photographs, 11 site plans, 187 floor plans, and 38 special unit plans of rooms, wards, departments and numerous construction details. 232 pages, 9 1/2 x 11. Stiff cloth binding. Thoroughly indexed.

Architectural Record Book Department
119 West 40th Street, New York 18, N. Y.

Enter my order for . . . copies of "Hospital Planning," by Charles Butler and Addison Erdman @ \$15.00 a copy. I enclose \$
(for New York City delivery add 30c for sales tax—\$15.30 in all.)

Name _____
Address _____
City _____ Zone _____ State _____

\$125,000,000

This is the staggering potential made available for hospital construction by the federal Housing Survey and Construction Act.

START NOW!

Need a Chimney?

Specify VAN-PACKER PACKAGED CHIMNEY

VAN-PACKER gives your client a better chimney at lower cost.

1. Costs 20% to 50% less than brick.
2. Proven better draft...Quicker starting draft.
3. Built to last as long as the house.

U. L. tested and approved for all fuels. FHA acceptance.



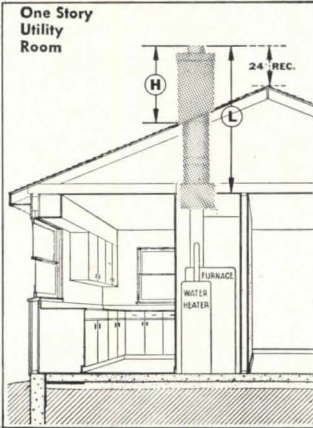
VAN-PACKER gives you freedom of design.

1. Hang chimney from ceiling or floor and use valuable space underneath.
2. Locate heating unit independent of fire-place flue.

Write today for full descriptive literature on chimney and other types of installations.

VAN-PACKER CORPORATION

Rm. 1749, 126 West Adams St. Chicago 3, Illinois



Typical VAN PAKER CHIMNEY INSTALLATION

GLOBE SPRINKLERS




FIREMEN EVERY 10 FEET

All Fires Are Extinguishable. GLOBE protection controls the FIRE menace, and places "strictly preventable," "partly preventable" and "cause unknown" FIRES all in the one class...extinguishable. Install GLOBE Sprinklers now.

GLOBE AUTOMATIC SPRINKLER CO.
NEW YORK... CHICAGO... PHILADELPHIA
Offices in nearly all principal cities

THEY PAY FOR THEMSELVES



SHARPER PRINTS
by any process!

with the world's largest selling

VENUS DRAWING PENCILS

● **ACCURATELY GRADED** — in 17 degrees

● **STRONG** — the lead is Pressure-Proofed*

● **SMOOTH** — the lead is COLLOIDAL* processed

*Exclusive Venus Patent

They hold their points, give clear, opaque lines for clean, sharp reproduction. No smudge; no ghosts from erasures. They're smooth in action. Lines are uniform in weight and tone. There's the right degree for the tracing paper you prefer. Better prints — by any process!

AND FOR RENDERING — PERFECT TONAL VALUES WITH THE SOFTER DEGREES — HB TO 6B.

TRY THEM — on your drawing board!
Technical Test Kit — FREE!

AMERICAN LEAD PENCIL CO.
Hoboken, New Jersey

LOOK FOR THE GREEN CRACKLED FINISH!

American Lead Pencil Company
Hoboken, New Jersey

Dept. No. AR950

Please send me free Technical Test Kit featuring two Venus Drawing Pencils — in these degrees: () ().

NAME _____


COMPANY _____

STREET _____

CITY _____ STATE _____

to bring out the
beauty of window displays . . .

NEO-RAY LOUVRED CEILINGS



Cullum's new department store
in Augusta, Georgia.

Architects: Kuhlke & Wade
Lighting Engineers: Walter S.
Smith and Jack H. Murrah of
Georgia Power Co.

Smart merchandising demands good lighting. That's why in stores coast to coast you'll find Neo-Ray Louvred Ceilings providing correct, glareless, comfortable lighting. Leading Architects and Lighting Engineers know that Neo-Ray Louvred Ceilings maintain perfect alignment under all conditions . . . are simple to install . . . and adaptable to every type of ceiling. Is it any wonder more and more specifications call for Neo-Ray?

SEND FOR NEW 64 PAGE CATALOG

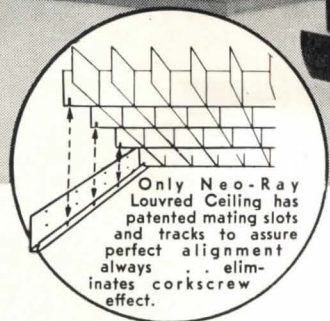
Gives complete engineering data and lighting tables for each item in our complete line of fluorescent, slimline, and incandescent fixtures.

PLUS new simplified spot lamp tables for computing light intensities in show windows and all high-lighted areas.

See our catalogue in Sweet's
Architectural File for 1950, Sec. $\frac{31a}{16}$

NEO-RAY PRODUCTS, INC.

315 East 22nd St. • New York 10, N. Y.



Only Neo-Ray
Louvred Ceiling has
patented mating slots
and tracks to assure
perfect alignment
always . . . elim-
inates corkscrew
effect.

FITZGIBBONS

"The best in steel boiler heat"



A. S. M. E. code constructed

Hydrostatically tested

Hartford insurance inspected

S. B. I. code rated

Residential and com-
mercial steel boilers
in sizes from the
small home to the
largest structure.

Fitzgibbons Boiler Company, Inc. 101 PARK AVE. NEW YORK 17, N. Y.

LONE STAR CEMENTS

COVER EVERY
CONSTRUCTION NEED



LONE STAR PORTLAND CEMENT

for concrete of outstand-
ing quality in all types
of construction

'INCOR' 24-HOUR CEMENT

America's FIRST high
early strength Portland
Cement—saves time,
cuts costs

LONE STAR MASONRY CEMENT

The modern masonry
cement, for really great
job performance

*Reg. U. S. Pat. Off.

LONE STAR CEMENT CORPORATION

Offices: Albany • Bethlehem, Pa. • Birmingham • Boston • Chicago • Dallas
Houston • Indianapolis • Jackson, Miss. • Kansas City, Mo. • New Orleans
New York • Norfolk • Philadelphia • St. Louis • Washington, D. C.

"Manhattan House" chooses Hotpoint dishwashers



Manhattan House
Owned and Operated by
New York Life Insurance Company
Equipped with Hotpoint
Automatic Dishwashers

**Hotpoint Dishwashers were selected as
standard equipment in New York's unique new Manhattan House!**



In the introduction of their many amazing innovations in planned comfort and convenience, Manhattan House, now nearing completion by the New York Life Insurance Company, is establishing new peaks in truly modern living. Because of Hotpoint's reputation of being first with the finest, it is only natural that the revolutionary new Hotpoint Automatic Dishwasher would be selected as standard equipment in this magnificent new apartment project.

This is doubly important news to builders. It is overwhelming proof of the nation-wide popular demand for automatic dishwashers and their importance in modern

home planning. Also, it is positive proof that far-sighted home-equipment experts make Hotpoint Dishwashers their choice.

Today, Hotpoint All Electric Kitchens and Home Laundry equipment sets the standard for beauty, efficiency, practicability and low installation costs. Whether you are remodeling or building a single dwelling, an apartment house or an entire subdivision, the use of Hotpoint home appliances means a faster sale or rental . . . and a big increase in the property value.

Write now for free literature on Hotpoint Home Appliances. Hotpoint will gladly give you helpful counsel in kitchen and laundry planning for your particular project.

The automatic dishwasher is rapidly becoming required equipment—just like the electric refrigerator and electric range—in today's new homes and apartments.

The builders of Manhattan House specified Hotpoint Dishwashers for the same reasons Hotpoint is specified by more buyers of automatic dishwashers than any other kind.


Hotpoint offers features not found in other makes.

Hotpoint Inc.


(A General Electric Affiliate)

5600 West Taylor Street, Chicago 44, Illinois

RANGES • REFRIGERATORS • DISHWASHERS • DISPOSALS® • WATER HEATERS
FOOD FREEZERS • AUTOMATIC WASHERS • CLOTHES DRYERS • ROTARY IRONERS • CABINETS



ROLY NEVER SOLD A HOUSE ... BUT HE SURE HELPS!




Original Cost and Installation Cost, Operation and Beauty of World's Only All-Steel Four-Sectional Overhead Garage Door . . . the MORRISON Roly-Door . . . Solves Problem of Architects and Builders!

BECAUSE IT COSTS LESS TO BUY . . .



Because new design principles are applied by mass-precision production in one of the nation's top steel stamping plants, the MORRISON Roly-Door costs you less—costs the homeowner less! It's complete—no extras to buy!

BECAUSE IT COSTS LESS TO INSTALL . . .




Because everything that can be predetermined is fixed to the Roly-Door at the factory (including welding or riveting of brackets and hinging) . . . because it is only necessary to install the tracks, drop the four sections in place, snap the pivot points, connect the springs . . . because there are no holes to drill, no hinges to apply, no skilled workmen or special tools are necessary . . . the MORRISON Roly-Door is easily installed in a fraction of the time required for other doors!

BECAUSE IT'S INDIVIDUALLY PACKED . . .



Because every Morrison Roly-Door is individually packed in a single, compact sturdy shipping carton—with all necessary parts—it takes less storage space, less shipping space, and less time to handle.


BECAUSE IT CONFORMS TO ALL ARCHITECTURE AND ALL BUILDING CODES



Because it's streamlined with 4 horizontally ribbed sections . . . because it operates completely within the garage . . . because it does not require air rights . . . the MORRISON Roly-Door is just what the architect, builder and home owner ordered!

Want more details? Write us for the story of Roly-Door — and the name of your nearest distributor.

MORRISON STEEL PRODUCTS, INC.
647 AMHERST ST. • Roly-Door Division • BUFFALO 7, N. Y.



This exclusive Hendrick design is

MOSAIC

one of the hundred distinctive designs in the famous line of Hendrick Ornamental Grilles.



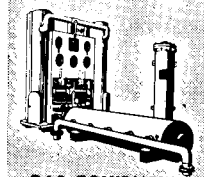

Many of these designs were originally developed, according to an architect's specifications, to harmonize with the decorative scheme for some outstanding public building or residence. They are now available as standard numbers.

Hendrick Grilles are furnished in heavy-gauge aluminum, bronze, copper, Monel, steel and stainless steel. Write for full information.



Perforated Metals
Perforated Metal Screens
Architectural Grilles
Mitco Open Steel Flooring,
"Shur-Site" Treads and
Armorgrids

HENDRICK
Manufacturing Company
38 DUNDAFF STREET, CARBONDALE, PA.
Sales Offices in Principal Cities



**SAVE WATER!
SATISFY CLIENTS!
SPECIFY PRITCHARD!**


Pritchard Cooling Towers are

- Always manufactured of highest quality materials
- Adequately sized, thoroughly engineered
- Available in fireproof construction
- Adaptable to your specifications
- Available in any size for any capacity

Write for FREE Bulletins

EQUIPMENT DIVISION
J.F. Pritchard & Co.
Dept. No. 1 908 Grand Ave., Kansas City 6, Mo.

District Offices: Chicago • Houston • New York
Pittsburgh • Tulsa • St. Louis
Representatives in Principal Cities



Fruit storage room treated with Cuprinol,
Pennsylvania State College

Mildew Eliminated in Storage Rooms

by

CUPRINOL[®]

The Original Naphthenate
Water Repellent
Wood Preservative
for Surface Application

No Mildew Removal has been Necessary Since 1943


Previous to 1943 it had been necessary each year to remove mildew, and re-freshen the interior of the Fruit Storage Rooms at Pennsylvania State College. In 1943 the new Storage Rooms were built and the floors, walls and ceilings were treated with Cuprinol.

Since 1943 there has been no indication of mildew in any of the treated areas. No re-treating, no white washing or painting, no further application of Cuprinol has been necessary, and the Cuprinol treated wood

has been completely harmless to the stored produce.

Wherever mildew accumulates—in produce and in cold storage rooms, in laundries, in breweries for example—treat all the wood surfaces with Cuprinol by brush or spray. And besides stopping mildew the Cuprinol treatment will prevent rot and termite attack, and give dimensional stability to the wood to reduce warping, swelling and shrinking. Write for information, or refer to Sweet's Architectural File 5d/3.

CUPRINOL Division, Darworth Incorporated • 3 Maple Street • Simsbury, Conn.



Cut-a-way
photo showing
Counterflow
principles.




COUNTERFLOW HEATING UNITS

DELIVER UNIFORM, AIR-CONDITIONED WARMTH
ECONOMICALLY WITH OIL-GAS-COAL

● Certified Furnaces are made of heavy boiler plate steel. (No heavier steel used in any furnace.) Every Certified furnace body is electrically welded at all seams to make it leakproof. Furnace front is permanently welded to main body to prevent gas leakage and cut installation costs. Easily changed filters remove dust, dirt and pollen from the air. Large capacity blower with self-aligning bronze bearings is driven by rubber-mounted motor. This provides efficient, trouble-free operation without noise or vibration. Attractive enameled cabinet takes up very little floor space.

Certified Counterflow Heating Units are engineered for high efficiency. Large fuel savings are effected by pre-heating the cold air in the heat saver before it is filtered and forced through the main heating chamber. Manufactured in a full line of sizes from 90,000 to 1,750,000 B.T.U.'s.

For more information about these high quality trouble-free units, just mail the coupon below.



Certified MAMMOTH
Heating Units for schools,
churches, factories, audi-
toriums, commercial build-
ings. Six sizes ranging
from 390,000 to over
1,750,000 B.T.U.'s.

CERTIFIED FURNACE CO.

DIVISION OF

STAINLESS & STEEL PRODUCTS CO.

1000 BERRY AVENUE • ST. PAUL 4, MINNESOTA

STAINLESS & STEEL PRODUCTS CO., 1000 Berry Ave., St. Paul 4, Minn.

Send literature on the following Certified Counterflow Units:

- | | |
|---|---|
| <input type="checkbox"/> OIL FIRED HEATING UNITS | <input type="checkbox"/> MAMMOTH STEEL FURNACES |
| <input type="checkbox"/> COAL FIRED HEATING UNITS | <input type="checkbox"/> CONVERSION OIL BURNERS |
| <input type="checkbox"/> GAS FIRED HEATING UNITS | <input type="checkbox"/> CONVERSION GAS BURNERS |

NAME _____


FIRM _____

ADDRESS _____

CITY _____ ZONE _____ STATE _____

it's New... it's a Wurlitzer

the latest and finest
in electronic organs



Series 25 Wurlitzer Electronic Organ.

Fresh from the hands of Wurlitzer craftsmen, this new Wurlitzer Series 25 represents a notable advance in electronic organs.

Fast but velvet-like action speaks and falls silent in split-second timing with the organist's fingers. No lag. No annoying "explosive" effect.

A finger-touch on pre-set pistons brings out dominant solo voices of new richness and beauty—each voice with its own perfect accompaniment. And the full majestic beauty of the organ ensemble is truly a triumph in electronics.

Designed by William Zaiser, the beautiful console is traditional in appearance and embodies arrangements and playing dimensions that rigidly conform to recommendations of the American Guild of Organists. And with all these advantages, the Series 25 is reasonably priced.


WURLITZER

World's Largest Builder of Organs and Pianos
Under One Name

THE RUDOLPH WURLITZER COMPANY, NORTH TONAWANDA, NEW YORK
EXECUTIVE OFFICES, CHICAGO, ILLINOIS

Catalog No. 50-A

Wakefield.
Over-ALL Lighting




DISTRIBUTION
CURVES
WORKING DRAWINGS
DESIGN DATA
COMPUTATION METHODS

The factors that produce effective lighting for schools, offices, drafting rooms and stores are illustrated and described in this 40-page catalog of the complete Wakefield line of fluorescent and incandescent fixtures. Write for your copy.

THE F. W. *Wakefield* BRASS COMPANY
VERMILION, OHIO

FOR
PERIMETER
HEATING

MOR-SUN
presents the
CF SERIES
Pressed Steel Furnaces



As a result of demands by architects, builders and home owners for a method of heating basementless slab houses in a manner that would combine the warm floors possible with radiant heat plus the many advantages of forced warm air with its winter air conditioning and summer air circulation, MOR-SUN has developed the CF Series for gas and oil firing.



Based on the nationally famous MOR-SUN Utility Series, and backed by the largest manufacturer of pressed steel furnaces in the world, the CF Series gas furnaces have been tested and approved by AGA, and both gas and light oil furnaces are listed by Underwriters Laboratories for zero inches clearance, thus allowing closet installations.


For complete information and the name of your nearest MOR-SUN factory representative, write, wire or phone—



MORRISON STEEL PRODUCTS, INC.

Furnace Division

BUFFALO 7, N. Y.



Always
Specify —
"METAL
WORK
by
FISKE"

➤ This cast iron Veranda — (Design 77-S) — produced by FISKE for the Boyette Apartments, Charlotte, N. C. CHAS. W. CONNELLY, Architect.

Many of our cast iron Veranda designs have a heritage of historical authenticity — and so we are able to produce from these designs — the most pleasing effects.

Visit our show room display of Ornamental Iron Work: Verandas, Balconies, Railings, Entrances—or write for catalog. ESTABLISHED 1858

J. W. FISKE Iron Works

80 Park Place • Dept. 10 • New York 7, N. Y.

See our catalogue in Sweets 6e/8

Mars Lumograph
America's *ONLY*
Imported Drawing Pencil
**COSTS LESS BECAUSE
IT LASTS LONGER**

Everything you want in a drawing pencil is in Mars Lumograph. It gives you the precise thickness and blackness of line you need for crisper, cleaner prints.

PROVE BY TRYING

Accurately graded in 19 degrees from EXEXB to 9H—now packaged in metal boxes. If your dealer cannot supply you, write us.

Send coupon today for FREE sample.

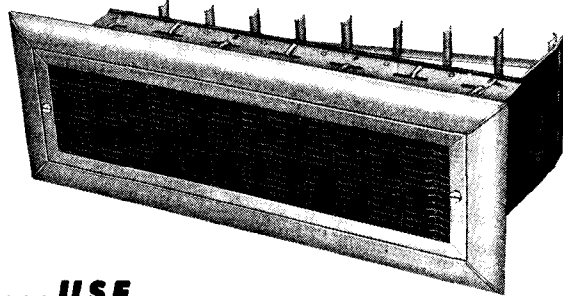
J. S. STAEDTLER, INC.

53 WORTH STREET NEW YORK 13, N. Y.

J. S. STAEDTLER, INC. AR
53 Worth Street, New York 13, N. Y.
Send me FREE Mars Lumograph Drawing Pencil
(____ Degree)
Name _____ Title _____
Firm _____
Address _____
City _____ State _____
Dealer's Name _____

SEND
FOR
FREE
SAMPLE

Aye! Ye can
SAVE MONEY!




... USE

BARBER-COLMAN

DOUBLE-DEFLECTION GRILLES
with INTEGRAL VOLUME CONTROL
and DEFLECTROL

- ✓ NO DUCT TAKE-OFFS NECESSARY.
- ✓ FACTORY-ASSEMBLED UNIT REQUIRES ONLY ONE INSTALLATION OPERATION.
- ✓ SYSTEM BALANCING TIME REDUCED TO A MINIMUM—FULL ADJUSTMENT—VOLUME AND DIRECTION—AVAILABLE AT EACH OUTLET.
- ✓ GRILLE CORE REMOVABLE FOR CLEANING AND INSPECTION PURPOSES.
- ✓ DURABLE ELECTROPLATED FINISHES.

CONSULT YOUR BARBER-COLMAN REPRESENTATIVE OR WRITE FOR COMPLETE DETAILS.



BARBER-COLMAN COMPANY
1232 ROCK STREET • ROCKFORD, ILL.

FIR-TEX Boards

Build as they Insulate....

For complete satisfaction of your client, specify Fir-Tex Insulating Boards. Fir-Tex becomes an integral part of the home, strengthening the structure and insulating at the cost of insulation alone. The home is warm in winter, cooler in summer, fuel bills reduced drastically.

FIR-TEX COLORKOTE PANELS & TILE



For interior finish of new homes or remodeling. Add an extra room within the home by building an attic bedroom or basement playroom. Your choice of ivory, white, green, or wheat. No further painting required.

FIR-TEX ASPHALT IMPREGNATED SHEATHING



Seals the home against heat, cold, wind, dust, and noise. Has greater bracing strength than ordinary sheathing. It is impervious to moisture and decay.

FIR-TEX PLASTER BASE LATH



Assures attractive walls for years to come, free from dirt-revealing plaster marks because dust-laden air does not pass through. Plaster cracking is reduced to a minimum.

All Fir-Tex products are termite proof

FIR-TEX INSULATING BOARDS

DANT & RUSSELL, Inc., Exclusive Distributors
PORTLAND, OREGON

See your lumber supply dealer



EMPLOYMENT OPPORTUNITIES AVAILABLE

Advertising rates on request

Positions Open

INTERIOR DESIGNER: Unusual career opportunity for young woman as designer of room interiors to illustrate national advertising of well-known manufacturer. Applicant should have architecture or fine arts training with enough actual experience to prove creative flair and ability to design outstanding residential interiors. Must be able to make good presentation sketches. Write Box 509, *Architectural Record*, 119 W. 40th St., New York 18.

WANTED: Licensed Architect, Headquarters New York, now working with an established firm, having a good background in schools and industrial buildings. Associate status will be offered to a qualified applicant in an established professional practice. Only applicants interested in a business of their own, and having a reasonable amount of capital to invest, should apply. Box 510, *Architectural Record*, 119 W. 40th St., New York 18.

ASSISTANT ARCHITECTURAL ENGINEER: 2 to 5 years' experience preparing architectural plans and specifications various types industrial buildings. Permanent opportunity. Excellent retirement plan, free insurance. Write details to Personnel Division, H. J. Heinz Company, P. O. Box 57, Pittsburgh 30, Pa.

ARCHITECT CONTACT MAN: Sound opportunity in Metropolitan New York area to represent nationally recognized manufacturer of floor treatments, concrete admixtures, dampproofings, paints, and allied products used on new construction. Experience desired. Excellent future and salary. Write giving full background. Box 511, *Architectural Record*, 119 W. 40th St., New York 18.

WANTED: Senior Architectural Draftsman. Six years experience. Ability to perform highly technical drafting; to prepare working drawings and scale drawings; to investigate building conditions for alterations and repairs; to make preliminary estimates and assist in writing specifications. Minimum age 25. Permanent position with paid vacation and sick leave, retirement, hospitalization and educational benefits available. 4200 to 6000 per year. Apply Personnel Office, University of Illinois, 809 South Wright Street, Champaign, Illinois.

WANTED: Specifications Writer. College Graduate with three years experience or high school graduate with six years experience. Thorough knowledge of building materials, construction methods, trade practices and jurisdictions, structural and mechanical requirements, including plumbing, heating, air conditioning, light, power and communications systems. Ability to work well with others. Minimum age 30. Permanent position with paid vacation and sick leave, retirement, hospitalization and education benefits available. 3600 to 5400 per year. Apply Personnel Office, University of Illinois, 809 South Wright Street, Champaign, Illinois.

WANTED: Project Engineer (Building Maintenance). College graduation with supervisory experience or high school graduation with extensive experience required. To verify estimates, establish program of work and coordinate work of crafts and requisition of materials in connection with projects of building maintenance, re-roofing, painting, repair, remodeling of campus buildings, alteration of electrical, water or heating facilities, installation of new heavy equipment, etc. Minimum age 25. Permanent position with paid vacation and sick leave, retirement, hospitalization and educational benefits, available. 3600-5400 per year. Apply Personnel Office, University of Illinois, 809 South Wright Street, Champaign, Illinois.

Positions Sought

PRACTICING ARCHITECT: In Georgia; registered three states; 27 years varied experience; executive with personnel and public speaking experience. Desires connection or position with large Architect-Engineer, Contractor, or Material Manufacturer in South having, or in position to obtain, war contracts. Box 512, *Architectural Record*, 119 W. 40th St., New York 18.

ARCHITECT: Twenty years' experience with design and complete drawings for buildings of all types wishes association in busy office where there are partnership possibilities. Good personality. Experienced in all branches of the work. Box 513, *Architectural Record*, 119 W. 40th St., New York 18.



more than **80%*** of
all architect-designed
building is planned
by architects and
engineers who read

Architectural **Record**

"workbook
of the
architect-
engineer"

*By actual check of Dodge reports

If you want to place your building products advertising where it will *really* do a job, consider these facts:

ARCHITECTURAL RECORD serves the largest audience of architects and engineers ever assembled by a technical magazine. Leads in renewal percentage.

ARCHITECTURAL RECORD is preferred by architects and engineers, in survey after survey, over all other architectural publications.

ARCHITECTURAL RECORD delivers more architects and engineers for every advertising dollar you invest than any other business magazine.

ARCHITECTURAL RECORD leads the field in number of advertisers and volume of advertising.


Just out! The new booklet, "How to Determine Which Is The Pivot Paper in the Architectural Field," is available on request. Send for it now.

published
by



Alhadeff residence, Seattle, Wash., first presented to architects and engineers in Architectural Record.
Architect: Paul Thiry
Photographer: Richard Garrison

119 West Fortieth St.
New York 18, N. Y.
LOngacre 3-0700



... from the beautiful, original lacework
of historic OLD NEW ORLEANS

WE PRESENT A COMPLETE PICTORIAL CATALOG OF

ORNAMENTAL CAST IRONWORK

Every known pattern to be found among historic Vieux Carre (New Orleans) buildings and antebellum homes are faithfully reproduced by LORIO master craftsmen...cast in the finest quality iron obtainable.

LORIO IRONWORK installations can be seen on homes, hospitals, university buildings, doctors' clinics and other types of buildings... in the very finest of modern or traditional architectural taste.

WE OFFER A COMPLETE SERVICE IN
PRODUCING CUSTOM-MADE PATTERNS
FROM YOUR OWN DESIGNS . . . OR
SPECIAL CASTINGS OF ANY KIND.

Send for this handsome NEW 48-PAGE CATALOG

Available, for the asking, to architects and builders who are interested in—

- AUTHENTIC HISTORIC PATTERNS
- CREATIVE REPRODUCTIONS OF NEW DESIGNS
- HIGHEST QUALITY OF MATERIALS AND WORKMANSHIP
- EXCELLENCE IN ARCHITECTURAL TASTE

All of the famous New Orleans designs and many new ones are illustrated in this 1950 LORIO Catalog. And beautiful, large, photographic reproductions of various installations throughout the United States are shown.


LORIO IRON WORKS

738-756 South Gayoso Street • New Orleans 19, Louisiana




MOORE KEY CONTROL*
OFTEN PAYS FOR ITSELF
IN LESS THAN 2 YEARS!

You owe it to your client to investigate this modern system of key control. It saves money year in and year out by eliminating expensive repairs and replacement of locks and keys. What's more, it guarantees security, convenience and privacy. No wonder more architects every year now specify Moore Key Control for use throughout schools, institutions, hospitals, hotels... in all factories and buildings where keys are used.




COMPLETE SYSTEMS
FOR EVERY NEED

Wall cabinets of
every size
from \$27.45 up



Section of a typical
control panel

Drawer
file cabinets



*TELKEE
TRADE MARKS ®

Mail Coupon
today for
Free Booklet

P. O. MOORE, INC., Dept. A-2
300 Fourth Ave., New York 10, N. Y.

Please send me special architect's manual
for my A.I.A. file on MOORE KEY CONTROL.

Name.....
Address.....
City, State.....

STOP *that* WATER with FORMULA #640

A clear liquid sealer which penetrates deeply into masonry surfaces.

The hydrocarbon solvent in Formula No. 640 evaporates, leaving the pores filled with a balanced formula of seven different waxes and resins.

For complete specifications and a description of our other products—cement hardener, floor mastic, rubberized enamel, foundation coating, plaster bond, etc.—see our catalog in Sweet's Architectural File 9a/8 under "Waterproofing and Dampproofing."

WRITE OUR ENGINEERING DEPARTMENT for office test kit, technical data, or regarding any special problem

J. Wilbur Haynes, Engineer




HAYNES PRODUCTS CO.

4007 FARNAM STREET • OMAHA 3, NEBRASKA

**NOW... ADEQUATE
LOW COST
VENTILATION**

**AGITAIR®
WIND-ACTUATED
EXHAUSTERS**




*No Power Costs . . . No Maintenance
Perform Efficiently Regardless of Wind Direction*

Now . . . with Agitair Exhausters, a hole in the roof becomes a complete ventilating system. Yes . . . every gentle breeze can be put to work to provide positive, adequate ventilation. Agitair Wind-Actuated Exhausters draw hot, stale air, steam or odors from the area being ventilated . . . regardless of wind direction or velocity. They prevent back-drafting, and are completely weatherproof under all conditions.

Write for Bulletin EX 103-2

AIR DEVICES, Inc.

17 East 42nd St. • New York 17, N. Y.
Air Diffusers • Air Filters • Roof Exhausters



**Always
Specify
HAWS
for Highest
Quality**

A complete line of coolers, fountains, faucets, equipment, filters and accessories. A reputation for reliability since 1909. Check in Sweet's or write for complete HAWS catalog.

HAWS DRINKING FAUCET CO.

1441 FOURTH STREET (Since 1909) BERKELEY 10, CALIFORNIA
Agents and Sales Representatives in All Principal Cities

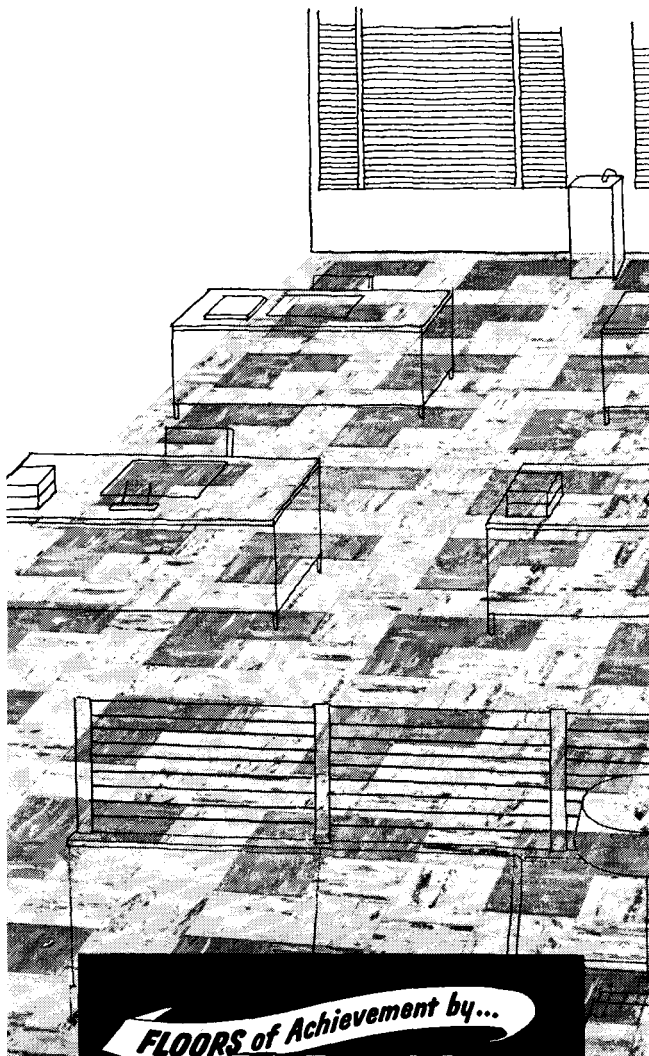
An Inspiration to Work with . . .

A Pleasure to Work on . . .

Thos. Moulding **Moultile** Floors!

With its deep tones, lustrous colors and crisp, clear veining, Thos. Moulding MOULTILE has inspired leading architects to create many interesting new patterns. In a business-office installation such effective floor treatment, combined with MOULTILE's high light-reflectivity and resilience reduces boredom, fatigue, eye-strain . . . helps keep employees "A.M. fresh" throughout the day. Employers are also impressed with MOULTILE's remarkably easy maintenance and its ability to "wear like iron" though it costs far less.

There's a world of confidence in knowing that MOULTILE assures complete, lasting client satisfaction . . . equal to the creative satisfaction that you enjoy. Whether your plans are for office or shop, home, school or hospital, be sure they include MOULTILE. For complete facts, consult Sweet's or write for color catalog to: THOS. MOULDING FLOOR MFG. CO., Dept. AR-9, 165 W. Wacker Drive, Chicago 1, Ill.




FLOORS of Achievement by...

Thos. Moulding

80 Years of Experience in the Building Industry

SPACE by the ACRE

... and not a single obstructing post



University of Minnesota Field House. Architects and Engineers, C. H. Johnson, Minneapolis, Minn.

Clear floor space required for wide span buildings is provided by roof trusses fabricated by Timber Structures, Inc.—at a price to satisfy the smart buyer.

The University of Minnesota field house, for example, contains almost two acres of covered area without an interior post or support of any kind. Fifteen 200-foot Arch Teco bowstring trusses are spaced to make a building 400 feet long. Supporting the trusses are glued laminated columns, 14½" x 22¾" in section, 36 feet in height. Primary framing throughout is of structural timber. Walls are of brick veneer up to the eight-foot level, and incombustible wall panels from there on up to the roof.

Completely Pre-Fabricated for Jobsite Assembly

Precision fabricated at the plant to specifications of the architects and engineers, the trusses, columns and bracing were assembled and erected at the jobsite without cutting, fitting or waste. Result is a highly adequate, long life structure offering low fire risk and exceptionally low cost per square foot.

Timber Structures, Inc. welcomes consultation with architects and engineers on any problem involving post-free construction. Brochure, "Engineering in Wood for Modern School Buildings" may be obtained from the Timber Structures office nearest you, or by filling in and mailing the printed coupon.

TIMBER STRUCTURES, INC.

P. O. BOX 3782-A, PORTLAND 8, OREGON

Offices in Boise, Idaho; Eugene, Oregon; Kansas City, Missouri; Lawrenceville, N. J.; Chicago; Dallas; New York; Seattle; Spokane

TIMBER STRUCTURES, INC. of California • Oakland, Sacramento, Santa Rosa

TIMBER STRUCTURES OF CANADA, LTD. • Peterborough, Ontario
Local Representatives Coast to Coast

TIMBER STRUCTURES, INC.

P. O. Box 3782-A, Portland 8, Oregon

Please send brochure, "Engineering in Wood for Modern School Buildings" to

Name _____

Company _____

Address _____

City _____ Zone _____ State _____

Your Clients Appreciate This

ADDED SAFETY...

THE BIGGEST SINGLE IMPROVEMENT YOU CAN OFFER HOME BUILDERS



Available in Ivory or Brown

HOW NO-SHOK WORKS

1. Insert plug
2. Twist quarter turn to right
3. Push in
4. Rotary cap snaps shut when plug is withdrawn. Safeguards children and adults against shocks, burns and short circuits.

NO-SHOK

Safety DUPLEX WALL OUTLETS

SELF-CLOSING OUTLET Positively PREVENTS SHOCKS, BURNS and SHORT CIRCUITS from insertion of wire, metal, etc.

- Positive contact always
- Lifetime spring action
- Thick double walls of bakelite separate and insulate heavy duty terminals.
- APPROVED FOR R.E.A. SPECIFICATIONS.

Nationally advertised in leading consumer publications.

WRITE FOR FULL PARTICULARS



BELL ELECTRIC COMPANY
1844 W. 21st St., Chicago 8, Ill.



YOU CAN DEPEND ON

Servicised DEEP LIP TREADS



For

SAFETY

WOOD

APPEARANCE

STEEL

LONG WEAR

CEMENT

Servicised Deep Lip Safety Treads are made of a tough, resilient rubber compound in which Norton Alundum aggregate has been securely embedded throughout the wearing surface. Easily applied to any surface—old or new. Deep Lip Safety Tread is ¼" thick by 3" wide, and comes in lengths up to 84" or less. Lip depth 1½". Available in Buff, Gray, Green, Red or Black.

Write for Samples, prices and complete details

SERVICISED PRODUCTS CORP.

6051 W. 65th Street

Chicago 38, Illinois

KOH-I-NOOR PRODUCTS

The RIGHT pencil for the RIGHT job

62 Years Ago KOH-I-NOOR

made the FIRST Drawing Pencil . . . in 17 DEGREES, 6B to 9H. Since that time no other pencils have approached Koh-I-Noor's Record for Unfailing Uniform Performance.

No Matter What Your Requirements . . .

you will find a KOH-I-NOOR Product to satisfy you completely

NOW Available...

No. 1600 KOH-I-NOOR Polycolor Pencils with IMPORTED Leads in 66 colors

DRAWING PENCILS
COPYING PENCILS
WRITING PENCILS
CHECKING PENCILS
COLORED PENCILS
OFFICE PENCILS
ART PENCILS
HOLDERS and LEADS
PENHOLDERS and ERASERS



KOH-I-NOOR PENCIL COMPANY, INC., BLOOMSBURY, NEW JERSEY

**NEW LOW GLAZING COSTS!
NEW HIGH GLAZING QUALITY!**

SPECIFY
TREMGLAZE
MASTIC GLAZING COMPOUND
IN COLORS


Requires No Painting

**Aluminum
Windows**
**Steel or Wood
Windows**

- Specify Tremglaze Aluminum color. It bonds to aluminum, requires no painting—ever. Proven on actual jobs for over ten years. Meets Aluminum Window Manufacturers Association standards.
- Specify Tremglaze yet pay no more for completed window installations than with a putty job. Save on the paint contract; specify—"Paint first—then Tremglaze". Put paint on the window where it belongs—Tremglaze requires no paint. Save on cost of cleaning glass also.


NC-102

Consult your local Tremco Representative or write to:
THE TREMCO MANUFACTURING CO.
CLEVELAND 4 • TORONTO



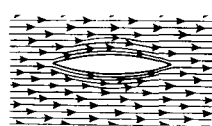
**IN AIR
DISTRIBUTION
PERFORMANCE
.. IN VALUE
PER DOLLAR**

S-2 Features vertical front louvers and horizontal rear louvers.



L-2 Features horizontal front louvers and vertical rear louvers.

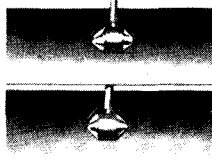
Airfoil Air-Conditioning Outlets



EXTRA WIDTH SOLID SECTION AIRFOIL LOUVER



EXTRA HEAVY RUBBER GASKET



EXCLUSIVE PAT. CONCEALED CYL. SUPPORT ...

Wide louver surface gives unequalled, directional airflow control. Glass-smooth streamlining eliminates noise—turbulence. Cylinder support allows grille to be made to meet special requirements of any size or shape. Eliminates mullions, ugly butted construction.

THESE PRIME FEATURES GUARANTEE PERFORMANCE UNOBTAINABLE WITH ANY OTHER GRILLE

- EXTRA WIDE BEVELED BORDER
- SMOOTH—MITERED CORNERS
- COUNTER SUNK SCREW HOLES
- UNIFORM LOUVER TENSION
- ATTRACTIVE EXTRA-DURABLE FINISH

HIGH QUALITY—SAVES MONEY

Precision manufactured AIRFOIL GRILLES work *right* . . . from the first. Eliminate costly replacement or adjustment "Call-Back". Adjust easy . . . install easy. Assure lasting customer satisfaction.

FREE Send for complete illustrated literature. Check box for special additional information.

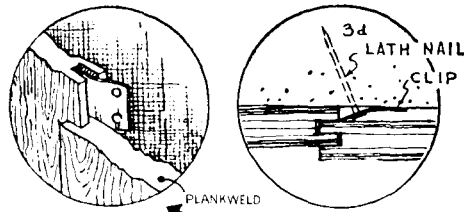
<input type="checkbox"/> Air conditioning outlets	<input type="checkbox"/> Perforated metal and ornamental grilles
<input type="checkbox"/> Return air grilles and registers	<input type="checkbox"/> Door ventilators
<input type="checkbox"/> Volume controllers	<input type="checkbox"/> Special made-to-order grilles

TITUS MANUFACTURING CORP., WATERLOO, IOWA
 Rush information on L-2 or S-2 Send complete catalog. Send literature on above checked items.

NAME _____
 ADDRESS _____
 CITY _____ STATE _____



Plankweld can be installed with the panels overlapping in either direction, left or right. After the first panel is installed by means of the special metal clips, the next is slipped into place, starting at the top as shown.



Presenting

PLANKWELD

— a new prefinished
Weldwood Plywood
now available in low-cost,
easily handled panels.

Rapid installation and elimination of all finishing costs makes Plankweld the lowest cost hardwood paneling now available.

DESCRIPTION

Construction: $\frac{1}{4}$ " plywood, 3-ply, on hardwood cores.
Grooved on two long edges.

Wood species: Sliced Oak and Birch.

Size: $16\frac{1}{4}$ " wide by 8 ft. long.

Finish: Prefinished at mill; "pickled" lacquer finish, 3 coats, final coat hand-rubbed.

Packing: 10 panels per carton; necessary installation clips included in each carton.

FEATURES

No additional finishing; panels are ready for erection.

Plankweld is removable.

Quick installation; panels easily handled.

Special clips eliminate practically all face-nailing.



Development builders have been able to install Plankweld walls at very slight additional cost over walls of conventional materials. Photo shows living room of typical Tandy and Allen "Saddle Ranch" Home, Hillside, New Jersey. Every living room in this huge development featured a Plankweld wall.

Can be installed over old plaster or other walls without furring strips.

Fits on 16" studs in new construction.

Provides attractive shadow lines.

May be used vertically or horizontally.

Plankweld, either full width or ripped, can be used for base, ceiling molding, and other trim.

HOW TO SPECIFY:

Birch (or Sliced Oak) Plankweld paneling, as manufactured by United States Plywood Corporation.

Installation folder with further information on request. Please use coupon.

PLANKWELD®



Manufactured and Distributed by

UNITED STATES PLYWOOD CORPORATION

55 West 44th Street, New York 18, N. Y.

and **U. S. — MENGEL PLYWOODS, INC.**

Louisville, Ky.

Branches in Principal Cities

Warehouses in Chief Trading Areas

Dealers Everywhere

UNITED STATES PLYWOOD CORPORATION (Dept. 635)

55 West 44th Street, New York 18, N. Y.

Please send me complete information on PLANKWELD.

NAME _____

STREET _____

CITY _____ ZONE _____ STATE _____

Ye
golden
goose

By the great bard's beard...

why don't you help us
spend our money?



Gadzooks, Mr. Manufacturer! You can't afford to snub home-planners in the custom-built residential market. They hunger for detailed information about the building materials, equipment and appliances they need and want for their new, quality homes.



A noted research organiza-

tion reports that 97 per cent of the home-planning families it recently interviewed kept their Home Owners' Catalogs at their fingertips throughout the planning and building stages and long after.

No, sir! You can't afford to snub cash-in-hand home-planners. And you can't afford to snub the pre-selling job Home Owners' Catalogs can do for you!

Home Owners' CATALOGS

119 West 40th Street, New York 18, N. Y.

F. W. Dodge Corporation's Consumer Catalog Distribution Service