

ARCHITECTURAL RECORD




Copyright 1946 with all rights reserved F. W. DODGE CORPORATION • Vice-President in charge of Magazine Division, H. Judd Payne • **EDITORS:** Editor-in-Chief, Kenneth Kingsley Stowell, A.I.A.; Managing Editor, Emerson Goble; Associate Editors, Douglas Haskell, John W. Ragsdale, James S. Graham, Jr.; Associate in South America, Edmund J. Whiting, A.I.A.; News Editor, Florence A. van Wyck • **ART DEPARTMENT:** Myron S. Hall, 3rd; Peter Piening, Consultant • **CONSULTANTS:** Industry Relations Consultant, Thomas S. Holden; Statistical Consultant, Clyde Shute; Building Economics Consultant, Norbert Brown; Field Research Consultant, Clifford Dannels, Jr.

Architectural Record (combined with American Architect and Architecture) is published monthly by F. W. Dodge Corporation, 10 Ferry St., Concord, N. H., with Editorial and Executive Offices at 119 West 40th Street, New York, N. Y. Thomas S. Holden, Pres.; Howard J. Barringer, Vice-Pres. and Treas.; Irving W. Hadsell, Vice-Pres.; Chauncey L. Williams, Vice-Pres.; Sanford D. Stockton, Jr., Secy.; Walter F. De Saix, Asst. Treas.; Edwin H. Freed, Asst. Treas. Member Audit Bureau of Circulation and Associated Business Papers, Inc. Architectural Record is indexed in Reader's Guide, Art Index and Industrial Arts Index. Subscription rates: United States and Possessions, Canada, Cuba, Mexico, Central and South America, \$3 the year, \$5 for two years, \$6 for three years; elsewhere, \$5 the year, single copy, \$1. Circulation Manager, Marshall Ginn. Every effort will be made to return material submitted for possible publication (if accompanied by stamped, addressed envelope), but the editors and the corporation will not be responsible for loss or damage. Other Dodge Services: Real Estate Record & Builders' Guide, Sweet's Files, Home Owners' Catalogs, Dodge Reports & Dodge Statistical Research Service.

BUILDING A MARKET FOR DESIGN	73
An Editorial . . . by Kenneth K. Stowell	
SEA-LAND TRANSFER	74
By Richard J. Neutra	
A HOUSE DIVIDED KEEPS THE PEACE	88
James P. Bradley Residence, San Francisco. Gardner A. Daily, Architect	
HILLTOP HOUSE TOO CLOSE TO THE SKY	92
J. Warren McKibben Residence, Near San Francisco. Clarence W. W. Mayhew, Architect	
GARMENT WORKERS' SUMMER DORMITORY	96
Camp Dormitory for International Ladies Garment Workers Union, Forest Park, Pa. Alfred March and Robert Kliegman, Associated Architects	
INEXPENSIVE HOUSING FOR VETERANS	98
Row Housing by Oakcrest Estates, Inc., Flushing, N. Y. Robert Kliegman and M. Sherman, Associated Architects	
BUILDING TYPES STUDY NO. 117 . . DRIVE-IN RESTAURANTS AND LUNCHEONETTES	99
DESIGNING THE DRIVE-IN RESTAURANT	99
By Harry E. Werner	
DRIVE-IN RESTAURANTS	101
Van Nuys, Calif. Louis Shoall Miller, Architect 101	
Kansas City, Mo. Raymond L. Voskamp and Frank R. Slezak, Architects 102	
Richmond, Calif. Hardison, Rhoda & Moist, Architects 103	
Pebble Beach, Calif. Robert Stanton, Architect 104	
Mountain View, Calif. Lawrence Gentry, Architect 105	
San Diego, Calif. Frank L. Hope, Architect 106	
PLANNING THE MODERN LUNCHEONETTE	107
By E. M. Fleischman	
LUNCHEONETTES	110
Washington, D. C. John A. Young, Engineer; Morris Lapidus, Associated Architect 110	
Brooklyn, N. Y. Morris Lapidus, Architect 111	
New York City. Daniel Laitin, Architect 112	
Chicago, Ill. Skidmore, Owings & Merrill, Architects 113	
RESTAURANT BIBLIOGRAPHY	114
Compiled by the Library and Department of Architecture, Carnegie Institute of Technology, under direction of John K. Shear	
ARCHITECTURAL ENGINEERING . . . Technical News and Research . . .	115
BLACK LIGHT AND COLOR MAGIC	115
FLOOR HEATING IN HANGAR DESIGN	120
General Electric Test Hangar, Schenectady, N. Y.	
TRENDS IN MARINE TERMINAL DESIGN	122
PIER DOORS—PRINCIPLES AND TYPES	123
TIME-SAVER STANDARDS . . . Designing the Home Darkroom	124
MANUFACTURERS' LITERATURE	126
PRODUCTS . . . For Better Building	136
THE RECORD REPORTS . . . News from the Field	7
BUILDING VOLUME IN NEW STRIDE	20
CONSTRUCTION COST INDEXES	22
REQUIRED READING	26
INDEX TO ADVERTISEMENTS	214

QUESTIONS and ANSWERS

"Pittsburgh's" New Window



QUESTION . . .

What is **TWINDOW**?

ANSWER . . .

Twindow is the newest development in insulating windows. It is a simple, prefabricated window unit, consisting of two or more panes of glass with a hermetically sealed air space between and a sturdy protecting frame of stainless steel.

QUESTION . . .

Where can **TWINDOW** be used most advantageously?

ANSWER . . .

Twindow should be used wherever clear vision and effective insulation are important. It is a "natural" for large windows in homes, for store front windows, large windows in factories, office buildings and institutions.

QUESTION . . .

Why was **TWINDOW** developed?

ANSWER . . .

Twindow is the result of extensive research at the Pittsburgh Plate Glass laboratories to develop an efficient, eco-



"PITTSBURGH" stands for Quality Glass and Service

P I T T S B U R G H P L A T E G L A S S

about **TWINDOW**

TRADE-MARK

with **BUILT-IN** Insulation

nomical means of combining transparency with good insulating qualities.

QUESTION . . .

Just how well does TWINDOW insulate?

ANSWER . . .

Twindow reduces heat loss through windows to less than half that experienced with a single pane of glass. This insulation decreases the load on heating or air-conditioning equipment.

QUESTION . . .

What effect does TWINDOW have on room comfort?

ANSWER . . .


Twindow makes areas close to windows just as comfortable as other parts of the room. It minimizes downdrafts and helps to keep temperature and humidity at proper levels.

QUESTION . . .

Can TWINDOW help eliminate the nuisance of fogged windows?

ANSWER . . .

Yes. Except under extreme conditions, Twindow's sealed air space prevents con-



densation on the glass, assuring clear vision. And since no dirt or dust can reach its sealed-in surfaces, Twindow is as easy to clean as an ordinary window.

QUESTION . . .

Does TWINDOW require some special installation technique?

ANSWER . . .

No. Twindow is an easily handled unit, and installs as simply as a single window pane.

For more answers to your questions about Twindow, mail us the coupon. Pittsburgh Plate Glass Company, 2304-6 Grant Building, Pittsburgh, Pa.

Pittsburgh Plate Glass Company
2304-6 Grant Building, Pittsburgh, Pa.

Please send me, without obligation, complete facts about TWINDOW, the window with *built-in* insulation.

Name.....

Address.....

City..... State.....

Print

C O M P A N Y

Building Report Asked

Building materials, in official opinion, probably will remain under price and production control longer than the rest of the national economy. Even in writing the law to extend OPA, Congress made specific note of this. It asked the President to list by next April the commodities "including housing accommodations" in such critically short supply as to need price controls after next June.

Of course, the Congress, set on getting rid of OPA, specified that the President recommend some other unit of government to handle the controls.

OPA Delay Hurts Housing

Congressional delay in extending OPA upset the housing program in many ways, both directly and indirectly. It directly affected, for instance, the premium payments schedules. The Inter-Agency Steering Committee on these payments, after studying the new law and checking on market conditions during the OPA lapse, decided to retain the July 1 opening date only on the convector radiator regulation. The regulations on hardwood flooring and on cast iron soil pipe, originally scheduled for July 1, were delayed to August 1.

Building material companies were kept in a state of uncertainty all during the month and many builders were likewise hampered.

That building costs in the second half of the year will run on a higher average goes without saying. As OPA got its life renewed, it announced a long list of ceiling price increases, including 19 in the category of lumber and building materials.

New HH Dividing Line

NHA, in announcing a new "dividing line" standard whereby at least half of all HH priorities must be at rental or sales prices below that line, had to await the decision on OPA before it could determine the future of the line. Under the plan, monthly rather than quarterly quotas are set to make the flow of materials more orderly. First preference continues for veterans on homes they intend to occupy; then comes rental housing below the dividing line.

Guaranteed Markets On

The guaranteed market program, getting under way in July, swung more fully into operation in August. However, officials recognize that broadest effects of

prefabrication stimulus will not show up until the 1947 building year. Care will be exercised, they say, to keep out inferior products and fly-by-night producers.

CPA Channels Supplies

The Civilian Production Administration labored during the summer doldrums to channel more and more materials into housing. It recommended that the government release from its stocks 50 million pounds of aluminum ingots; it channeled all, instead of the original 70 per cent, of certain surplus government-owned building materials into housing; it gave preference on iron foundry schedules to iron castings for home construction; it broadened its priority system to speed the output of electrical wiring devices; it studied the need of dipping into the government's copper stockpile for three months to aid housing.

Other Building Reined

Besides these things, CPA held a tight check rein on non-residential building applications. From March 26 to July 18 it denied 22,246 requests valued at \$946 million compared to approval of 39,290 valued at \$1.58 billion.

It announced a survey to determine the effect of non-housing construction on the materials supply, showing that the dollar value of critical materials going into commercial and industrial construction amounts to only 3 per cent of total costs. Of the total, 55 per cent goes to labor and 42 per cent to other materials such as steel, limestone, plate glass and concrete, which are all in relatively good supply.

Model Code Studied


The Department of Commerce has under way a survey to compile data for a model basic code that could be adapted to local conditions. Points to be considered in the analysis include minimum standards, unnecessary safeguards, restrictive provisions, and administrative provisions to permit new materials and improved methods.

Cities will be furnished with the results of the study, which will show code deficiencies. Provisions that are unnecessary and increase construction costs will be indicated.

Survey on Repairs

In a new booklet, "The Pattern of Expenditures for Non-farm Residential Repair and Maintenance," the Department of Commerce advises that homeowners' expenditures to repair their homes in the years 1929-44 averaged two-thirds as much annually in the United States as was spent to build new homes.

The average annual expenditure for
(Continued on page 12)



One of three similar Kahn-designed assembly plants under construction for Ford Motor Co.

BUILDING NOTES

Ford Plants

Three new plants are under construction for the Ford Motor Co., one at Metuchen, N. J., one at St. Louis, Mo., and one at Atlanta, Ga. All three are assembly plants, and all are from the boards of Albert Kahn Associated Architects and Engineers, Inc.

The Metuchen plant, typical of the three, will have approximately 650,000 sq. ft. of floor space. Main assembly building is one story, with steel frame, brick and sash walls and cement tile roof. The office building, roughly H-shaped, is also one story, with stone facing in the

central portion. Boiler house and oil house are separate, and a large parking area is provided for employees. Contractors are the Wigton-Abbott Corp.

Ampule Plant

Employees and visitors who enter the new ampule building of the Winthrop Chemical Co., Inc., at Rensselaer, N. Y., must pass through a de-dusting chamber where blowers and suction devices remove all lint and dust. There are two such chambers in the basement, near the employees' locker room.

Every known scientific development is said to have been taken advantage of
(Continued on page 152)

CIRCLINE opens New Horizons!

GENERAL ELECTRIC

Architects and designers will find that new G-E Circline fluorescent lamps suggest an unlimited number of ways to develop lighting that's original, and more attractive, and more useful. These smooth, compact circles of glass present a versatile lighting form possessing distinctive decorative quality—Circline is *flexible* and will harmonize with other light sources to create unusual and interesting light patterns. • For more information on all the newer G-E lamps... Circline, Slimline, Fluorescent, Projector and Reflector lamps... call your nearest G-E lamp office.

ATLANTA 3, GA., 187 Spring St., N.W., WAlnut 9767
 BOSTON 10, MASS., 50 High St., HANcock 1680
 BUFFALO 2, N.Y., 901 Genesee Bldg., CLEVELAND 3400
 CHICAGO 80, Ill., 842 S. Canal St., HARRison 5430
 CLEVELAND 14, O., 1320 Williamson Bldg., CH 1010
 DALLAS 2, TEXAS, 1801 N. Lamar St., Central 7711
 DENVER 2, COLO., 1863 Wazee St., MAIn 6141
 DETROIT 26, MICH., 1400 Book Tower, CHerry 6910
 KANSAS CITY 8, MO., 2100 Wyandotte St., VI 7671

LOS ANGELES 13, CALIF., 601 W. 5th St., MIch. 8851
 MINNEAPOLIS 13, MINN., 500 Stinson Blvd., GRan. 7286
 NEW YORK 22, N.Y., 570 Lexington Ave., Wlcker. 2-6300
 OAKLAND 7, CALIF., 1614 Campbell St., Hlghgate 7340
 PHILADELPHIA 2, PA., 1405 Locust St., KINGSley 3336
 PITTSBURGH 22, PA., 535 Smithfield St., GRant 3272
 PORTLAND 9, ORE., 1238 N.W. Glisan St., BEacon 2101
 ST. LOUIS 1, MO., 710 No. Twelfth Blvd., CHEstnut 8920
 General Offices: NELA PARK, CLEVELAND 12, OHIO

Shielded Circline Fluorescent Lamps combined with G-E Projector lamps in adjustable fittings, make a new type of decorative luminaire.



G-E Circline lamps may be used for unusual edge lighting effects around signs and ornamental plaques.

The constant aim of G-E lamp research is to make G-E lamps

Stay Brighter Longer!


G-E LAMPS

GENERAL  ELECTRIC



once over lightly, Joe!

Among the many features of SILV-A-KING "Specification" Fluorescent Units:



Starters mounted behind lamp holders are easily accessible.



A half turn of the Camloc permits removal of reflector from hood—no tools—no loose parts.

SILV-A-KING FLUORESCENT LIGHTING UNITS
 FEATURING A PORCELAIN-ENAMEL FINISH THAT INSURES
 LIFETIME HIGH REFLECTIVITY . . . LOWERS MAINTENANCE COSTS BY REDUCING "CLEANING TIME" . . .

Next time you're considering lighting fixtures, get the "inside story". Look *inside* the fixture . . . If it's snowy white, gleaming, with a hard lifetime surface that's been fired on at 1600° Fahrenheit . . . chances are you're looking at a SILV-A-KING unit. That's important to you from an efficiency-production angle, for it means more and better illumination . . . nearest to natural daylight. It's vital, too, from a maintenance viewpoint, because a quick "once-over" with a damp cloth leaves the reflector surface as brilliantly bright as the day it left the firing ovens.

For all the facts on SILV-A-KING fluorescent units ask for a copy of Bulletin #45FS.



RLM

HOME OF

SILV-A-KING

Lighting equipment

BRIGHT LIGHT REFLECTOR CO., INC. • Fairfield and State—Bridgeport 5, Conn.

THE RECORD REPORTS

(Continued from page 10)

repair and maintenance in the 16-year period was \$1,166,000,000 — of which about 92 per cent represented work done on non-farm homes — compared with an average of \$1,741,000,000 spent annually to build new dwellings.

Construction Estimated

John R. Steelman, who replaced John W. Snyder as Reconversion Director, threw light on the construction picture in his first report to the President. Boosting construction estimates for the year from \$14 billion to \$17 billion, he made clear that a large part of the increase was in non-residential construction.

Other points:

1. Production of essential building materials continues upward.
2. Authorizations for non-residential construction will be held to a minimum.
3. Issuance of priorities is being related more closely to housing program goals.
4. Guaranteed markets for prefabricated houses are expected to boost the program substantially.
5. More units are being sought in the low-rent ranges.

New Materials Cited

He cited new materials which, on the basis of an NHA survey, "have been found useful — though on a small scale, since they cannot get into high volume production for some time."

Here is the list of new materials as presented in his report:

"Precast concrete panels, which will make it possible to build concrete houses without scarce equipment: new aggregates for use in concrete mixing, such as slag, wood chips, waste paper, and agricultural waste; pre-stressed floors and floor panels; wallboards made of plastics and chemically-treated fibrous waste; wallboards which are fireproof and have high insulating properties; wallboards reinforced with noncritical metal sheeting, and wall panels consisting of two outside 'skins' separated by a structural frame of lumber or metal or held together by an insulating core, and designed to save the lumber required for inside framing."

Odds and Ends

Odds and ends of import from the National Capital include an FHA announcement that it will seek \$1 billion in rental housing out of the contemplated \$2 billion of mortgage insurance under the Veterans Housing Act. . . . Another FHA announcement of broadened regulations to make "country" homes eligible for insured financing. . . . A forecast from CPA that lumber production this


(Continued on page 14)

UNI-FORM Panels mean better building for all 3*


***ARCHITECT**
Specifies and gets
smooth surfaced,
straight walls of
uniform thickness.

***BUILDER**
Wants and gets
faster, easier, more
economical forming.

FORMED WITH
UNI-FORM PANELS
FOR 1/2 THE COST
—IN 1/2 THE TIME



***OWNER**
Gets lower building
costs plus better
building.



UNI-FORM Foundation Panels are a complete, ready-to-use system of panel forms which are faster to erect, easier to strip and require alignment on one side only.

The UNI-FORM Tie locks panels into a tight, rigid, accurately spaced assembly which prevents grout seepage and the need for extra finishing. Smooth, straight foundations—no fins—no irregular surfaces and no varying wall thickness are assured.

Material cost of the System is less than 3¢ per square foot of form area, based on from 75-100 re-uses of plywood facing. The welded all-steel frames are virtually indestructible.


Forming cost is less than 6¢ per square foot of form area†—this includes erection, stripping, cleaning, oiling and moving to the next site. *No other method is so economical.*

UNI-FORM Panels are furnished in 2'0" x 6'0", 2'0" x 7'0" and 2'0" x 8'0" sizes. Ties are available to handle any standard or special wall thickness.


†Actual job cost studies.



1. Prefabricated fillers provide faster erection.
2. Lightweight, easy to handle panels can be positioned and locked in place by one man. Four men erect complete form in 4 hours.



1. Clean surfaces—no fin. Stripping is quickly, easily done by one man.
2. Simplified method of forming inside corners.



1. Alignment and bracing required on one side only.
2. Working area is "clean"—no obstructions.

**UNIVERSAL
FORM CLAMP
Company**

Concrete Form Specialists for 34 Years
Founded 1912

1242 N. Kostner Chicago 51

*Better Service
Wherever You Build*

WRITE for complete
details, prints and
cost analysis.

Concrete Forms • Form Ties • Form Systems

**HERE'S THE ANSWER
FOR HEAVY
TRAFFIC FLOORS**



1 GRIP WITHOUT A SLIP!



2 EASY TO CLEAN!



3 EASY TO MATCH!



So you can Count on these 3

To the inherent characteristics of steel floor plate (such as durability, ability to stand tough traffic, oil, heat, fire and crackproof and no maintenance cost) add, for A. W. Super-Diamond these three distinctive advantages well worth knowing about for safer floors. Notice the shape of the elevations and the pattern? 30% minimum contact area with the shoe. Sloping sides that maintain "sharpness" of contact, resist dirt collection, make for easier cleaning, better draining. And a pattern that matches more easily with less scrap! These are reasons why alert architects, builders, product engineers, and purchasing agents are insisting on AW Super-Diamond Floor Plates.

Write For 16 page Booklet L-33 Giving Helpful Information on Weight Per Square Foot and Maximum Sizes. Alan Wood Steel Company, Conshohocken, Pa.

AW SUPER-DIAMOND

FLOOR PLATES THAT GRIP

A Product of **ALAN WOOD STEEL COMPANY**



THE RECORD REPORTS

(Continued from page 14)

financing technique, and many other things which had nothing directly to do with veterans' housing. The framers and supporters of this bill at a later date attempted to play politics with the needs of veterans by taking on the designation that this was a 'Veterans' Housing Bill.' The subterfuge is so transparent that it needs little analysis. None of the projects contemplated by the bill can take place until we get into a period of abundant skilled labor supply and to a period of availability of large quantities of material. As a matter of fact, the bill was conceived as a depression measure to cushion unemployment by the projecting of large public projects." — Arthur W. Binns, president, National Home and Property Owners Foundation.

FAIR RENTS ASKED

Realtors and the millions of small property owners throughout the country will renew immediately their battle for a fair measure of relief from the oppressive rent control reestablished by Congress in the OPA revival act, according to Boyd T. Barnard, president of the National Association of Real Estate Boards.

Rents have been the only single factor in the national economy, Mr. Barnard said, which have remained rigidly controlled since their original freeze date, in most cases March 1, 1942, or before. All items of operating costs and building maintenance, however, have risen sharply in price, some as much as 100 per cent, and the typical city has already had substantial increases in tax bills, in some cases several times since the rent freeze date.


"The National Association of Real Estate Boards subscribed fully to wartime price control and assisted in establishing rent control," Mr. Barnard states. "Real estate boards throughout the country held the line on rents and prevented skyrocketing during the interim when OPA was dead. They have always cooperated 100 per cent. Consequently, it was a bitter disappointment to them that Congress failed to provide equitable relief for them, as it did for other groups in the economy. They have no alternative but to continue their fight for a just measure of relief."

ASKS HOUSING CENSUS

An up-to-date and impartial census of housing is needed to help the construction industry make intelligent plans for meeting the country's housing needs, says J. Ernest Fender, president of the Structural Clay Products Institute.

Although Congressional conferees have
(Continued on page 18)

A NEWER, BETTER, FASTER WAY TO DIVIDE SPACE



This 10-Minute Demonstration Brings New Ideas in Partitioning and Paneling



Write or phone the nearest Distributor listed at the right and let him show you the 10-minute demonstration of M/P Metlwal Paneling and Movable Partitions. By use of a few standardized parts and fittings, M/P Metlwals eliminate the need for plaster in new construction . . . and permit fast, clean, simple installation in dividing space. They combine rich beauty, quiet and fire resistance with low initial cost and permanent economy.

Pre-Fabricated . . . Pre-Decorated

Made in lifelike wood grains and soft color finishes . . . providing an all-flush surface from floor to ceiling . . . eliminating the need for filler boards of other materials at ends or above the cornice level . . . M/P Metlwals of Bonderized steel make possible an endless variety of new, modern decorative effects. And you can use these distinctive interiors for executive, factory and general offices, stores, banks, theatres, hotels, hospitals, schools, residences and other buildings of every kind.

Write or Phone For Demonstration

Get in touch with the nearest M/P Distributor and let him bring the demonstration to your office. Also, for your A. I. A. file, send for booklet No. 35-H-6, containing Metlwal specifications, drawings and installation photographs. Address: Martin-Parry Corporation, Fisher Bldg., Detroit 2, Michigan. Plants: Toledo, Ohio; York, Penna.

Call your nearest M/P Distributor

ALABAMA	
Birmingham	Acousti Engineering Co.
ARKANSAS	
Little Rock	Acoustics & Specialties
CALIFORNIA	
Los Angeles	The Harold E. Shugart Co.
Oakland	Western Asbestos Co.
Sacramento	
San Francisco	
COLORADO	
Denver	Lauren Burt, Inc.
CONNECTICUT	
Hartford	The C. A. Bader Co.
DISTRICT OF COLUMBIA	
Washington	John H. Hampshire, Inc.
FLORIDA	
Jacksonville	Acousti Engineering Co. of Fla.
GEORGIA	
Atlanta	Acousti Engineering Co.
ILLINOIS	
Decatur	Hugh J. Baker & Co.
INDIANA	
Evansville	Hugh J. Baker & Co.
Ft. Wayne	
Indianapolis	
Wabash	
KENTUCKY	
Louisville	E. C. Decker & Co.
LOUISIANA	
New Orleans	Acoustics & Specialties
MARYLAND	
Baltimore	John H. Hampshire, Inc.
MASSACHUSETTS	
Boston	Pitcher & Co., Inc.
MICHIGAN	
Detroit	R. E. Leggette Co.
Grand Rapids	Leggette-Michaels Co.
MINNESOTA	
Minneapolis	Insulation Sales Co.
MISSOURI	
Kansas City	Henges Company, Inc.
St. Louis	
NEW JERSEY	
Elizabeth	Jacobson & Co., Inc.
NEW MEXICO	
Albuquerque	The Jay Gear Corp.
NEW YORK	
Albany	Collum Acoustical Co.
Buffalo	
Jamestown	
Rochester	
Syracuse	
New York City	Jacobson & Co., Inc.
NORTH CAROLINA	
Charlotte	Acousti Engineering Co.
OHIO	
Cincinnati	E. C. Decker & Co.
Cleveland	
	The Mid-West Acoustical & Supply Co.
OREGON	
Portland	Asbestos Supply Co. of Oregon
PENNSYLVANIA	
Philadelphia	The W. M. Moyer Co.
Pittsburgh	Harry C. Leezer Co.
TENNESSEE	
Knoxville	Len Herndon Co., Inc.
Nashville	
Memphis	Acoustics & Specialties
TEXAS	
Dallas	S. W. Nichols Co.
Houston	
El Paso	Jay Gear Corp.
UTAH	
Salt Lake City	Lauren Burt, Inc.
VIRGINIA	
Richmond	John H. Hampshire, Inc.
WASHINGTON	
Seattle	Asbestos Supply Co.
Spokane	
Tacoma	
WEST VIRGINIA	
Huntington	E. C. Decker & Co.
WISCONSIN	
Milwaukee	Edward T. VerHalen, Inc.



METLWALS

ALL-FLUSH PANELING
MOVABLE PARTITIONS

66 Years of Service

ENGINEERING AND ERECTING SERVICE AND
WAREHOUSE STOCKS FROM COAST-TO-COAST


Where modern speed and efficiency
are most important, you'll find
**KINNEAR STEEL
ROLLING DOORS**



Kinnear Rolling Doors in one of the modern shops of the Great Northern Railway Company, St. Paul Minnesota.

You keep plant efficiency from slumping at doorways when you install Kinnear Rolling Doors. They combine all the space- and time-saving advantages of *coiling upward action* with the protective strength of *all-metal construction*.

The smooth, easy action of Kinnear's famous interlocking-slat curtain speeds door traffic. The entire door coils quickly out of the way *above* the opening. All surrounding floor and wall space is fully usable at all times. The opened door is always completely safe from damage by wind or vehicles. Its rugged metal construction defies wind, storms and intruders . . . resists fire . . . stands up under years of punishing use. And with Kinnear Rolling Doors, you get *maximum* benefits from the motorized, push-button operation (wire remote control stations if desired) offered by Kinnear Motor Operators. Write for complete data on Kinnear Rolling Doors — today!



THE RECORD REPORTS

(Continued from page 16)

eliminated funds for a housing census from the Department of Commerce appropriation bill, Mr. Fender points out, "it is to be hoped that some way can be found to authorize the Bureau of the Census to collect the needed data in the immediate future. . . .

"We need to know how many additional homes are needed, where and when they are needed, what the price ranges should be, how many rental units are required, and other pertinent facts. . . . The construction industry can do a far more effective job of planning to meet the housing needs of veterans and others if it has reliable data on which to base decisions than if it is compelled to guess at requirements on the basis of data which is out of date or supplied by prejudiced sources."

AT THE COLLEGES

Instructors Needed

Increased enrollments at the schools of architecture will require additional instructors for the fall semester, the Association of Collegiate Schools of Architecture reports. The need is urgent, particularly for instructors to teach architectural design and structural courses.

Those qualified and interested in teaching positions should send their personnel records to Prof. Paul Weigel, Secretary, Association of Collegiate Schools of Architecture, Dept. of Architecture, Kansas State College, Manhattan, Kansas.

Assistantship Open

The State Board of Agriculture governing Michigan State College has approved one half-time graduate assistantship in the Department of Landscape Architecture for the academic year 1946-47. This assistantship is at the rate of \$800 for candidates for the Master's degree and \$1,000 for those who have the Master's degree (M.S. or M.A.) or its credit equivalent and who are candidates for the Doctor of Philosophy or Doctor of Education.

Appointment is to be based particularly upon the candidate's scholastic record and his promise as a graduate student. For farther information address the Dept. of Landscape Architecture, Michigan State College, East Lansing, Mich.

New Leaflets

Several new circulars have been added to the University of Illinois' growing library of planning leaflets:

1. "Planning for Electricity in the Home" (Circular Series No. G4.0), a nontechnical discussion of the electric

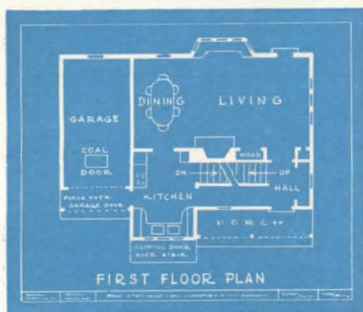
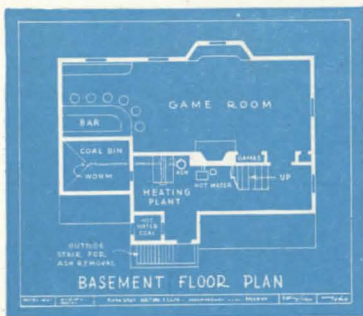
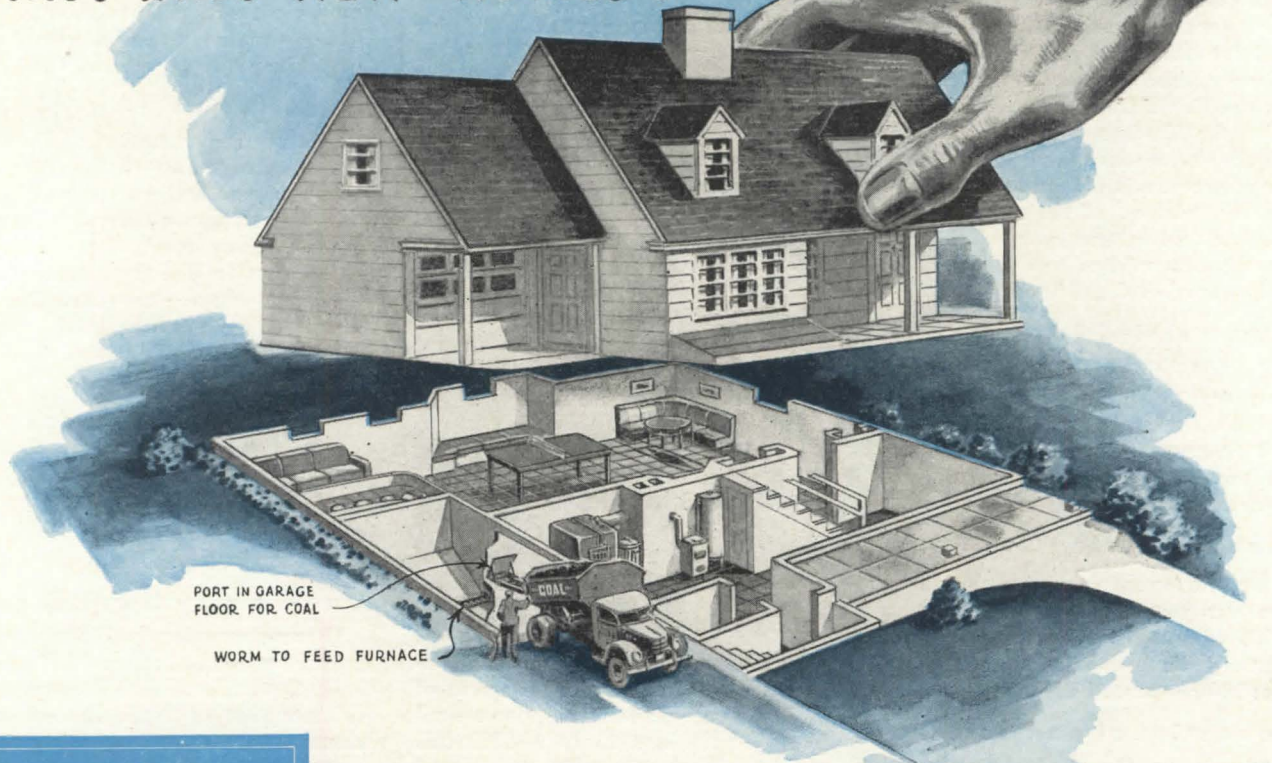
(Continued on page 144)

KINNEAR
ROLLING DOORS

THE KINNEAR MANUFACTURING CO.
Factories: 1860-80 Fields Ave., Columbus 16, O.
1742 Yosemite Ave., San Francisco 24, California

BUILD LIVABLE BASEMENTS

under those NEW HOMES!



... with modern COAL-BURNING heating plants for economy ...

Here's a nice little house with a great big game room . . . the kind of home our veterans are looking for . . . and it can be built at a price they can afford.

COST and **LIVABILITY** are always major factors in home selection. You can help serve these interests by designing homes with modern coal heating plants. Whether designed with fully automatic heating equipment like the house above, or, less expensively, with a hand-fired coal furnace equipped with automatic controls, coal heating is the most economical in the long run.

A coal heating plant is the only installation that can be converted to all other types of heating. This is important in determining a home's market value, sales appeal and owner satisfaction. We have a three thousand year coal reserve. Other fuels may soon be exhausted. When you design or build, play safe, provide coal storage space and chimneys adequate to handle any fuel.

Build livable basements under those new homes . . . with modern coalburning heating plants. Coal heat is economical, clean, quiet, odorless and abundant.

Basement floor plan above shows playroom with refreshment bar as an added feature. Novel first floor plan shows kitchen at front so housewife can "see what's going on outside" while she works. Combination living and dining room is at the rear—away from the street—for quietness and privacy.

Norfolk and Western
RAILWAY

CARRIER OF FUEL SATISFACTION

BUILDING VOLUME IN NEW STRIDE

Building construction in 1946 has hit a phenomenal stride, establishing in the first six months a record dollar volume of \$3,937,736,000 in contracts awarded — greater by half a billion dollars than the first six months of 1928, the previous peak year.

No longer under controls as rigid as during wartime, this great construction activity is seen not only in housing but in every building type. Figures released by the F. W. Dodge Corporation, covering the 37 states east of the Rockies for the six months ending July 1, reveal large increases in dollars being invested and in numbers of projects on which contracts have been awarded. The following comparisons are for the first half-year of 1945 and 1946.

Commercial Buildings

In 1946 there are 16,652 projects, compared to 4,896 in 1945: 340 per cent of 1945. Their valuation is \$478,200,000: 718 per cent of 1945. *Double* the dollars, on the average, are going into each commercial project this year.

Manufacturing Buildings

Despite terrific plant expansion during the war years, 1946 projects number 8,408 against 6,416 last year: 131 per cent of 1945. And dollar valuation is up, too: 140 per cent of 1945.

Educational and Science

The number of projects almost exactly matches the 1945 figure (944 and 943). Most interesting feature: the average amount being invested in each individual building project; the '46 average is

\$118,177, while in 1945 it was \$34,447. Total valuation is 343 per cent of 1945.

Hospital, Institutional

Number of projects in 1946 is only 27 per cent of last year, valuation only 85 per cent, but here are two important considerations: (1) more dollars are going into the average project this year — average valuations run \$103,406 for 1946, compared to only \$32,518 for 1945 — three times greater; (2) a vast potential is found in the tremendous number of hospital and institutional units which have not yet reached the contract stage — the RECORD's emphasis on hospitals in June, July and August issues was based on a recent one month study made by Dodge showing 266 projects valued at \$118,494,000 in the contemplated and planning stage or, in one month, more than twice the dollar valuation of the entire six-month period.

Public Buildings

Reflections are similar to trends in hospitals and institutional buildings: 1946 projects numbered only 63 per cent of 1945, but the total dollar valuation of these projects is 308 per cent of 1945.

Religious Buildings

In 1946 there are 923 projects, compared to 540 in 1945: 171 per cent of 1945. Average project valuation soared from \$16,091 in 1945 to \$40,260 this year; total valuation, 428 per cent of 1945.

Social, Recreational

Both numerically and dollar-wise,

social and recreational buildings show a marked increase over last year: they are 164 per cent of 1945 numerically; 267 per cent of the 1945 dollar valuation.

Hotels, Apartment Hotels

Hotel building contracts awarded in 1946 were 187 per cent of 1945: 306 projects compared to 164 projects. The average dollar valuation per project jumped from \$20,427 last year to \$104,647 — over five times as great. Total valuation is 956 per cent of 1945.

Dormitories

The average valuation of dormitory projects has multiplied four times, increasing from \$40,859 in 1945 to \$164,223 this year; total valuation is 653 per cent of 1945. Most recent figures showing dormitories in the contemplated and planning stages — tabulated for one month only — place valuation at \$12,262,000: almost twice that of the entire six-month 1945 period.

Apartment Buildings

Contracts awarded for apartment construction in 1946 ran 179 per cent of '45 in number of projects and 457 per cent in valuation. Average project valuation almost tripled.

One-Family Dwellings

Owner-occupancy dwellings showed a great increase, rising from 6,309 projects in 1945 to 25,420 in 1946; valuation, 718 per cent of 1945. In one recent month, Dodge reports of projects in the contemplated and planning stages showed that projects being developed were half the '45 total, numerically, and exceeded in dollar valuation the entire six-month 1945 total.


CONSTRUCTION CONTRACTS AWARDED

(New Buildings and major alterations combined)

F. W. Dodge Figures for First Six Months 1945 & 1946 *

TYPE BUILDING	NUMBER OF PROJECTS			DOLLAR VALUATION OF PROJECTS		
	½ year 1945	½ year 1946	% of 1945	½ year 1945	½ year 1946	% of 1945
NON-RESIDENTIAL						
Commercial	4,896	16,652	340%	\$66,574,000	\$478,200,000	718%
Manufacturing	6,416	8,408	131%	515,806,000	721,096,000	140%
Educational & Science	943	944	100%	32,484,000	111,559,000	343%
Hospital & Institutional	1,985	534	27%	64,548,000	55,219,000	85%
Public	468	294	63%	4,068,000	12,512,000	308%
Religious	540	923	171%	8,689,000	37,160,000	428%
Social & Recreational	753	1,237	164%	22,446,000	59,904,000	267%
RESIDENTIAL						
Hotels & Apt. Hotels	164	306	187%	\$3,350,000	\$32,022,000	956%
Dormitories	163	265	163%	6,660,000	43,519,000	653%
Apartment	1,836	3,285	179%	29,207,000	133,503,000	457%
1-Family Dwellings (owner-occupancy)	6,309	25,420	403%	28,463,000	204,399,000	718%
* 37 eastern states.						

CONTROL SWITCHES
... can be placed
anywhere for your
convenience—high on
the wall away from
children's inquisitive
fingers or near the
door alongside the
light switch.



A good Combination!

**EXTRA
HEAT** and **GREATER
ELECTRICAL
CAPACITY!**




ELECTRIC QUIKHETER

Here are two comfort giving "extras" that should appeal to every homeowner—*extra heat* for cool chilly mornings and evenings when regular heating equipment is off... and *adequate electrical capacity* to assure the fullest measure of energy for today's and tomorrow's home service requirements.

The new and improved Built-in FA Quikheter is specifically designed to meet the need for auxiliary heat in homes. Equipped with a genuine Nichrome element that should never wear out, this attractive easy-to-install unit will send forth a glow of warm air that will change the room temperature in three to five minutes, thus effecting savings in time and fuel.

The FA Type AC Circuit Breaker Load Center and Service Equipment is another big "EXTRA" that will add immeasurably to the convenience, comfort and effi-



TYPE AC LOAD CENTER

ciency of homes. Shock-proof and simple to operate, requiring only the flip of a handle, these units not only make it possible to provide all the electrical capacity needed for household appliances, but provide double protection against dangerous short circuits and sustained overloads.

For maximum home comfort and convenience, specify this new FA *EXTRA* heat and electrical capacity combination.

Capacities: Built-in FA Quikheters are available in single units of 1000 and 1500 watts and twin units of 2000 and 3000 watts. FA Load Centers, 2 to 16 poles, 15 to 50 amperes, for 120 volt AC Service.

IF IT'S FA IT'S OK

**MAKERS OF ...
BUSDUCT
PANELBOARDS
SWITCHBOARDS**

Frank Adam
ELECTRIC COMPANY
St. Louis, Missouri

**SERVICE EQUIPMENT
SAFETY SWITCHES
LOAD CENTERS
ELECTRIC QUIKHETER**

CONSTRUCTION COST INDEXES — Labor and Materials

United States average 1926 — 1929 = 100

Compiled by Clyde Shute, manager, Statistical and Research Division, F. W. Dodge Corporation, from data collected by E. H. Boeckh & Associates, Inc

NEW YORK

ATLANTA

Period	Residential		Apts., Hotels, Office Bldgs. Brick and Concr.	Commercial and Factory Buildings		Residential		Apts., Hotels, Office Bldgs. Brick and Concr.	Commercial and Factory Buildings	
	Brick	Frame		Brick and Concr.	Brick and Steel	Brick	Frame		Brick and Concr.	Brick and Steel
1920	136.1	136.9	123.3	123.6	122.6	122.8	122.9	108.6	109.8	105.7
1925	121.5	122.8	111.4	113.3	110.3	86.4	85.0	88.6	92.5	83.4
1930	127.0	126.7	124.1	128.0	123.6	82.1	80.9	84.5	86.1	83.6
1935	93.8	91.3	104.7	108.5	105.5	72.3	67.9	84.0	87.1	85.1
1939	123.5	122.4	130.7	133.4	130.1	86.3	83.1	95.1	97.4	94.7
1940	126.3	125.1	132.2	135.1	131.4	91.0	89.0	96.9	98.5	97.5
1941	134.5	135.1	135.1	137.2	134.5	97.5	96.1	99.9	101.4	100.8
1942	139.1	140.7	137.9	139.3	137.1	102.8	102.5	104.4	104.9	105.1
1943	142.5	144.5	140.2	141.7	139.0	109.2	109.8	108.5	108.1	108.7
1944	153.1	154.3	149.6	152.6	149.6	123.2	124.5	117.3	117.2	118.2
1945	160.5	161.7	156.3	158.0	155.4	132.1	133.9	123.2	122.8	123.3
Jan. 1946	173.1	173.7	169.8	170.4	167.0	137.9	138.4	127.4	127.3	127.0
Feb. 1946	173.1	173.7	169.8	170.4	167.0	140.8	142.6	130.4	128.9	128.9
Mar. 1946	174.9	175.6	172.1	172.9	169.0	141.2	143.0	133.6	129.3	129.3
Apr. 1946	175.5	176.2	172.9	173.5	169.6	141.2	143.0	131.3	129.5	130.1
May 1946	180.3	180.6	177.4	179.3	174.7	144.7	147.2	133.2	131.0	131.3
June 1946	180.7	181.0	177.9	179.7	175.1	144.9	147.4	133.5	131.2	131.5
July 1946	181.3	181.6	178.6	180.3	175.6	148.6	150.2	138.6	137.0	135.5
			% increase over 1939			% increase over 1939				
July 1946	46.9	48.1	36.6	35.1	34.8	71.0	80.9	45.7	40.7	43.0
	ST. LOUIS					SAN FRANCISCO				
1920	118.1	121.1	112.1	110.7	113.1	108.8	107.5	115.2	115.1	122.1
1925	118.6	118.4	116.3	118.1	114.4	91.0	86.5	99.5	102.1	98.0
1930	108.9	108.3	112.4	115.3	111.3	90.8	86.8	100.4	104.9	100.4
1935	95.1	90.1	104.1	108.3	105.4	89.5	84.5	96.4	103.7	99.7
1939	110.2	107.0	118.7	119.8	119.0	105.6	99.3	117.4	121.9	116.5
1940	112.6	110.1	119.3	120.3	119.4	106.4	101.2	116.3	120.1	115.5
1941	118.8	118.0	121.2	121.7	122.2	116.3	112.9	120.5	123.4	124.3
1942	124.5	123.3	126.9	128.6	126.9	123.6	120.1	127.5	129.3	130.8
1943	128.2	126.4	131.2	133.3	130.3	131.3	127.7	133.2	136.6	136.3
1944	138.4	138.4	135.7	136.7	136.6	139.4	137.1	139.4	142.0	142.4
1945	152.8	152.3	146.2	148.5	145.6	146.2	144.3	144.5	146.8	147.9
Jan. 1946	157.7	158.3	150.8	152.6	149.5	148.6	146.4	146.7	148.3	149.3
Feb. 1946	157.7	158.3	150.8	152.6	149.5	150.6	147.7	149.2	151.1	150.3
Mar. 1946	158.8	159.5	151.1	152.8	149.9	154.0	153.0	151.8	151.8	152.3
Apr. 1946	159.5	159.8	152.7	155.0	152.1	155.3	153.7	153.8	154.6	154.5
May 1946	162.2	163.0	154.3	155.8	153.1	157.6	156.1	155.7	156.5	156.2
June 1946	165.8	165.0	159.9	163.8	159.5	158.0	156.5	156.2	156.9	156.6
July 1946	167.8	167.7	161.9	164.8	160.8	159.0	157.5	158.7	158.7	160.1
			% increase over 1939			% increase over 1939				
July 1946	52.1	56.6	36.3	37.5	35.0	50.6	58.7	35.0	30.1	37.5

The index numbers shown are for combined material and labor costs. The indexes for each separate type of construction relate to the United States average for 1926-29 for that particular type — considered 100.

Cost comparisons, as percentage differences for any particular type of construction, are possible between localities, or periods of time within the same city, by dividing the difference between the two index numbers by one of them; i.e.:

index for city A = 110
index for city B = 95
(both indexes must be for the same type of construction).

Then: costs in A are approximately 16 per cent higher than in B.

$$\frac{110-95}{95} = 0.158$$


Conversely: costs in B are approximately 14 per cent lower than in A.

$$\frac{110-95}{110} = 0.136$$

Cost comparisons cannot be made between different types of construction because the index numbers for each type relate to a different U. S. average for 1926-29.

Material prices and wage rates used in the current indexes make no allowance for payments in excess of published legal prices, thus, indexes reflect minimum costs and not necessarily actual costs.

These index numbers will appear whenever changes are significant.



HOUSEWIVES LIKE IT

Stainless steel work surfaces are easy to clean

The gleaming surfaces in this attractive home kitchen are stainless steel. They are easily wiped clean because the stainless steel is not affected by the acids in food, and it will not rust. In addition, the metal does not easily dent or scratch.

Widespread use of stainless steel for work surfaces and for decorative trim in home kitchens, as well as in larger kitchens of restaurants, hotels, and hospitals, has demonstrated that stainless steel equipment not only is pleasing to the eye . . . but it is also exceedingly serviceable.

To keep informed of the newest applications of stainless steel, ask to receive our

monthly publication **ELECTROMET REVIEW**. For information on the production, properties, or fabrication of stainless and other alloy steels, write our Technical Service Department. Although we do not make steel, we do produce the alloys used in its manufacture, and our engineers have accumulated a great deal of information about the use of stainless steel in many industries.

ELECTRO METALLURGICAL COMPANY

Unit of Union Carbide and Carbon Corporation



30 East 42nd Street, New York 17, N. Y.

In Canada: Electro Metallurgical Company
of Canada, Limited, Welland, Ontario




BEAUTIFUL **E**NDURING **S**TRONG **T**OUGH
BEST COMBINATION OF THESE QUALITIES



STAINLESS STEEL SAFE DEPOSIT BOXES

They'll be as bright and safe in the year 2000 as they are today!



The new changeable-key lock. Write for descriptive circular.



No more grime or dirt to soil her costly garments. *Stainless Steel* is clean!



No grease, no smear to ruin his gloves and disposition. *Stainless Steel Safe-Deposit Boxes* are prestige vault equipment.



No endless work or worry to keep the vault spic and span. A swish of the dust rag reveals the original luster of the *stainless steel*.

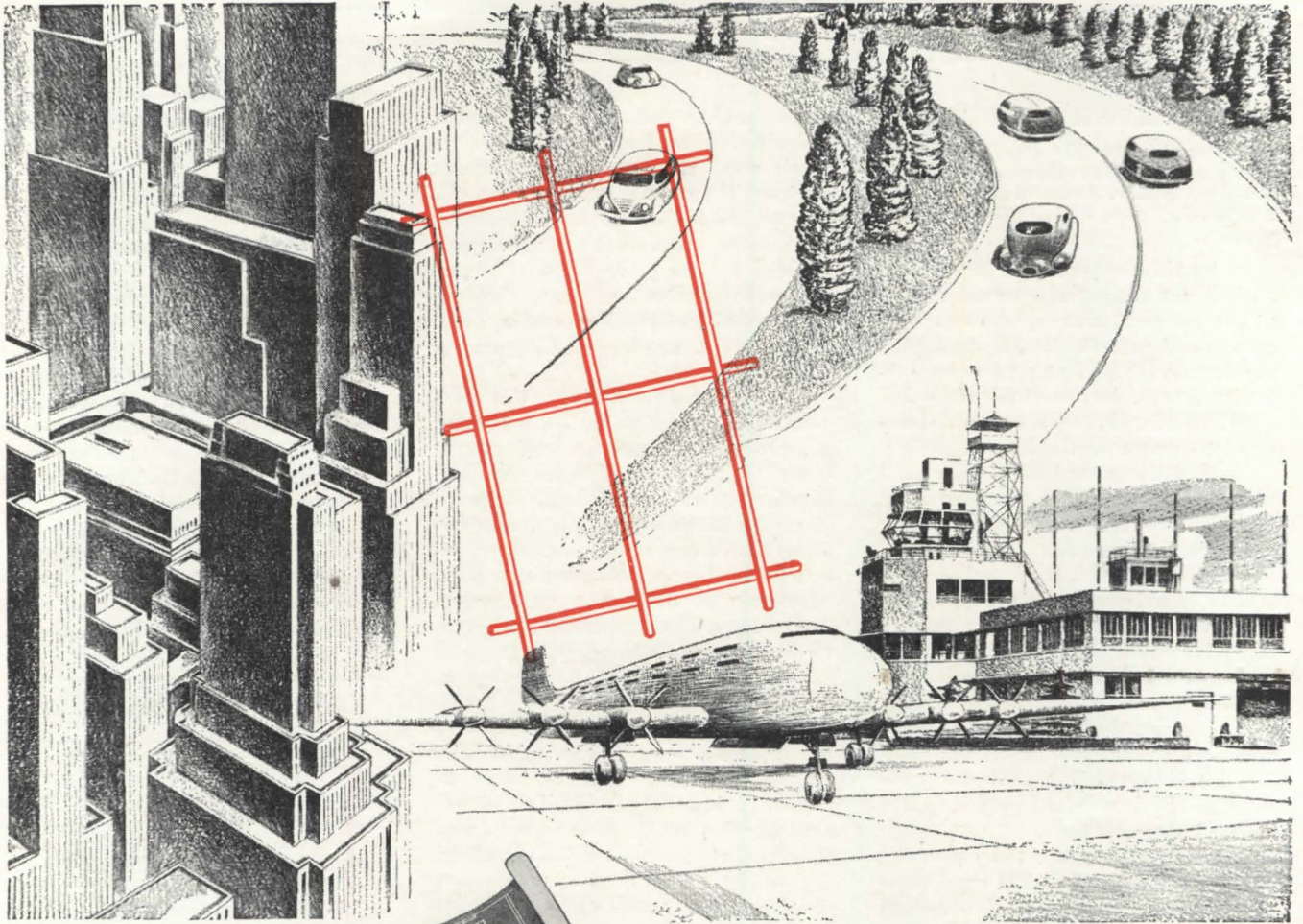
Again, Herring-Hall-Marvin engineers are a decade ahead of the competitive parade—this time with STAINLESS STEEL SAFE DEPOSIT BOXES, featuring also the new H-H-M No. H-610-CC Instantly Changeable Sealed-Key Safety Deposit Box Lock.

This new combination of stainless steel boxes combined with the changeable-key lock obsoletes every previous conception of safe-deposit vault beauty, customer convenience, bank protection, and fast service! Nothing like it has ever been available before. Consult your nearest H-H-M agent—or write us direct.

HERRING-HALL-MARVIN SAFE CO.


Manufacturers of Bank Vault Equipment - Bank Counters - Tellers' Buses and Lockers - Safe Deposit Boxes - Night Depositories - Bank and Office Safes
BUILDERS OF THE UNITED STATES SILVER STORAGE VAULTS AT WEST POINT

General Offices
HAMILTON, OHIO
BRANCH OFFICES
in New York, Chicago, Boston, Washington, St. Louis, Atlanta, Houston, Philadelphia, San Francisco, Los Angeles, Detroit, Pittsburgh
OTHER AGENCIES ALL OVER THE WORLD



Plan for tomorrow

with this Proven Fabric



At our busiest airports, on our best paved streets and highways, in our tallest buildings, you can see how concrete construction contributes to modern living.

Welded Wire Fabric, the most vital factor in concrete construction, is invisible in the concrete slab, but imparts the strength and stamina to control cracks that may form in concrete.

American Welded Wire Fabric is the most widely used prefabricated concrete reinforcement. Its closely spaced steel wires are electrically welded into a prefabricated mat which fortifies against major stresses and strains.

Many additional uses of concrete will be made possible by the ability of this versatile reinforcement to meet new requirements. So when you are planning for tomorrow, it will pay you to know *all* of the ways you can use American Welded Wire Fabric. For wherever it is practical, it is also economical.



American Steel & Wire Company

*Cleveland, Chicago and New York
Columbia Steel Company, San Francisco,
Pacific Coast Distributors*

*Tennessee Coal, Iron & Railroad Company, Birmingham
Southern Distributors*

United States Steel Export Company, New York

UNITED STATES STEEL

REQUIRED READING

AUSTRALIAN HOUSING

Homes in the Sun: The Past, Present and Future of Australian Housing. By Walter Bunning. Sydney, Australia (124 Liverpool St.), W. J. Nesbit, 1945. 7½ by 10 in. 100 pp. illus.

As its title so clearly indicates, this book is not antipathetic to romance — to the romance, that is, of a country's growth and potentialities. It starts with the dreams of the first settlers on Australian shores, dreams of fair cities and good living for all. And it ends with present-day dreams for the future.

In 1788 Governor Phillip drew up a plan for Sydney which provided main thoroughfares 200 ft. wide, and building blocks not less than 60 ft. in width, with one building on each block to "preserve a kind of uniformity in the buildings, prevent narrow streets, and to exclude many inconveniences which a rapid increase of inhabitants might otherwise occasion hereafter." It was a worthy plan, but not destined to be fulfilled. Shortages of materials and labor (how familiar it sounds!) caused postponement, and Sydney grew Topsy-like along crowded, irregular lines.

Outside Sydney, too, town planning was started early. In 1829 regulations were laid down fixing the width and depth of all blocks of land and the width of the streets, and requiring cross streets to be at right angles to main streets. Furthermore, it was required that "in order to preserve uniformity the door sill of each building shall be one foot above the level of the Crown of the street . . ." and that "no person shall be permitted to build at a greater or less distance from the footpath than 14 feet, which space to be appropriated to an open verandah or such plantations as may be desired." The plan drawn by Col. William Light for Adelaide in 1837 provided a green belt of parkland entirely around the town, and a gridiron system of parallel roads. Melbourne, too, was planned in 1837, by Robert Hoddle, with a green belt surrounding the town, and actually laid out that way; unfortunately, suburbs since have sprawled over it.

As for the houses, there gradually evolved what Mr. Bunning terms Australia's "first real architecture" — "sensible homes surrounded by trees with verandahs to shade the walls and provide space for social living. The verandah in the country takes the place of the living room in urban houses. The bedrooms, living-dining rooms and kitchen are usually entered from the verandah. This provides a cool arrangement because the breeze can pass right through the house; there are no passageways and halls to obstruct it."

Despite the efforts of the early town

planners, of course, the promise of good living conditions for everyone failed to materialize. The reason, Mr. Bunning says, can be summed up in the one word, *poverty*. Slums developed, profit-seeking speculators subdivided the land and gobbled up the green belts and open spaces. Today there is a shortage throughout Australia of 196,500 dwellings and a third of Australian families are inadequately housed.

What will tomorrow bring to this wide-awake land "down under"? Community planning seems to be no catch phrase there. To help speed it on its way, Mr. Bunning offers a number of plans for single dwellings, a brief chapter on the principles of house planning, others on apartment houses, community needs, community planning and town planning. And to top it all off, he adds a final chapter on regional planning, with maps of Australia showing population, resources, topography, climate, etc.

"The city is an outward expression of the life of the time," he concludes. "The present chaotic development is no exception. It is a true picture of the selfish scramble for private monetary gain at the expense of the community as a whole. Let us put a stop to the muddled expansion of our towns and reconstruct the centers so that we can again live in them and glory in them. It is for the community to patch up the errors of the past."

BUILDERS OF BOSTON

Boston After Bulfinch: An Account of Its Architecture, 1800-1900. By Walter H. Kilham. Cambridge 38, Mass., Harvard University Press, 1946. 6 by 9 in. xvi + 114 pp. illus. \$3.50.

Architects really seem to be coming into their own at last in print. This is the third volume to appear within the past few months dealing primarily with the early architects of this country. It is a much shorter account than either Beatrice St. Julien Ravenel's *Architects of Charleston* or Thomas Tileston Waterman's *The Mansions of Virginia*, but its brevity is no deterrent. It is a highly readable report on the architectural growth of Boston in the 19th Century, enlivened with bits of history and local color, and replete with brief sketches of the leading architects of the period — Charles Bulfinch, Asher Benjamin, Peter Banner, Samuel McIntire, Alexander Parris, Solomon Willard, Richard Upjohn, Edward C. Cabot, William Robert Ware, Henry Hobson Richardson, and others.

Mr. Kilham, himself an architect, does much more than chronicle past history, however. He describes the successive architectural styles, the effects of new

building materials, the importation of architectural ideas from abroad. He knows Boston architecture and history — and he knows Bostonians. The result is a compact study of one phase of a city's development.

HOUSES TO SUIT

Home Planners' Guide. Hartford, Conn., *The Hartford Times*, 1946. 8½ by 11 in. 168 pp. illus.

Prospective home owners will enjoy poring over this collection of house plans by such architects as A. Raymond Ellis, Herbert Gibson, Keith Sellers Heine and Raymond J. Percival. The houses range in size from small two-bedroom, one-story cottages to large 10-room units, and in style from the Cape Codder to the flat-roofed modern. Articles provide basic information on mortgages, design, construction loans, the need for an architect, lighting, heating, etc. One section is devoted to interior decoration, one to kitchen and bathroom planning.

Technical Books

ENGINEERING DATA

Data Book for Civil Engineers: Vol. II, Specifications and Costs. By Elwyn E. Seelye. New York 16 (440 Fourth Ave.), John Wiley & Sons, Inc., 1946. 9¾ by 11¾ in. 326 pp. \$6.75.

This second volume in a series of three "Data Books" covers contract documents, structural specifications, and costs. With Volume I, Design, published late last year, and Volume III, Field Practice, soon to appear, the series will offer the practicing civil engineer a whole library of the special information he needs.

The current volume presents structural specifications for site preparation, borings, excavation and grading, piling, foundations, masonry, stone masonry, structural concrete, structural steel, fireproofing, steel joists, waterproofing, wooden buildings, wood preservation and painting. In addition there is a table of suggested grades and species for timber specification. Also included are suggestions for specifying paints.

Separate sections of the book deal with airports, roads and railroads, bridges, docks, dams, drainage, sewers, sewage treatment and water. A special feature is the exhaustive glossary, which runs to 72 pages.

TEMPERATURE CONTROL

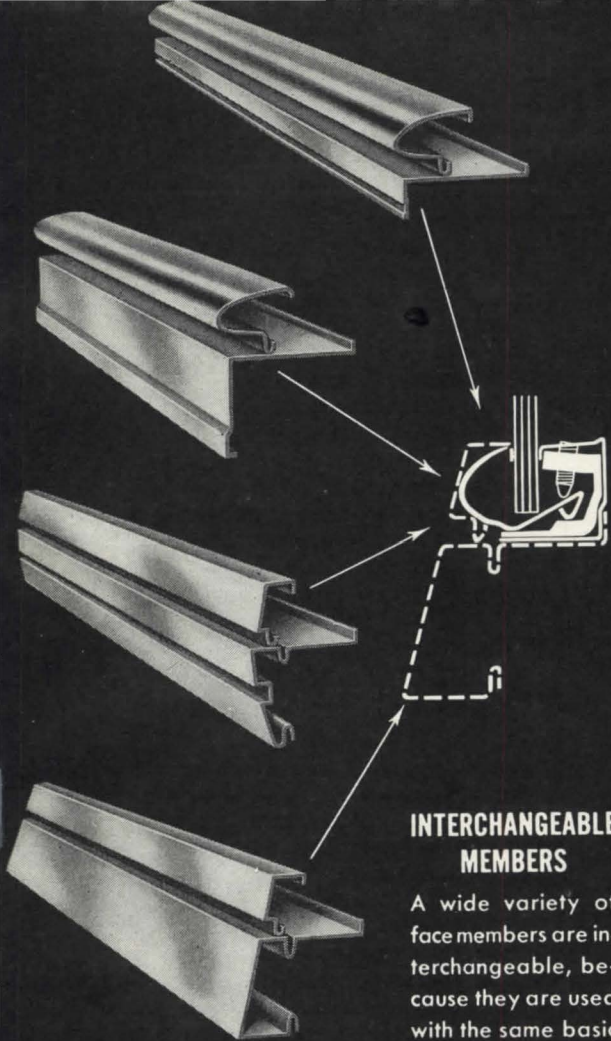
Heating and Ventilating for Architects and Builders. By R. K. Cornell, A.M.I.H.V.E. London, E.C.1 (37-38 Hatton Garden), Paul Elek Publishers Ltd., 1946. 7½ by 10 in. 56 pp. illus. 7s. 6d.

From England comes this slim little volume of highly useful information. Written in layman's language, and pre-

(Continued on page 28)

new

Interchangeable Members With Multiple Uses



INTERCHANGEABLE MEMBERS

A wide variety of face members are interchangeable, because they are used with the same basic gutter assembly.



Designed by Ketchum, Gina and Sharp, Architects, New York City

You can create an endless variety of custom-styled store front designs with the K-47 Line of store front metals, because its members are interchangeable and they also serve multiple uses.

A typical example of K-47 interchangeability is illustrated in the upper panel at the left. It shows a few of the many face members which are used with this same gutter assembly. And an illustration of the multiple uses of a K-47 member is shown in the lower panel.

These two outstanding features enable you to obtain unparalleled flexibility and freedom in designing a limitless number of distinctive store fronts.

They also reduce drafting expenses, since you can use the elements of a good design more than once and obtain new effects with K-47 interchangeable members. The use of a standard assembly for each type of construction simplifies installation and minimizes the costs of job supervision.

For details of the striking new K-47 Line and the Kawneer Standard Line, fill out and mail the coupon below.

Kawneer

STORE-FRONTS

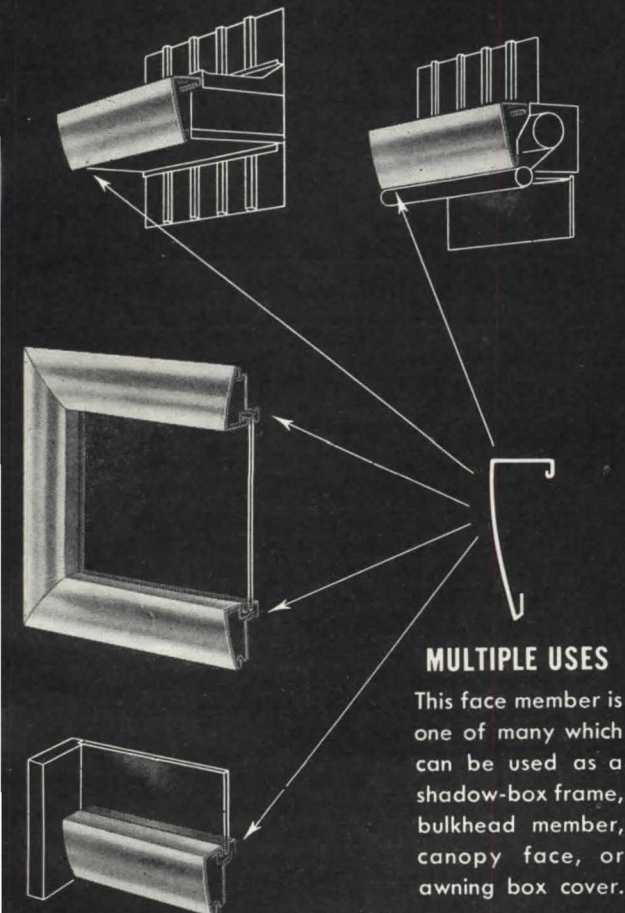
THE KAWNEER COMPANY, 717 North Front Street, Niles, Michigan

Check portfolio you desire. Both will be sent if checked.

Details of new Kawneer K-47 Line. Details of Kawneer Standard Line.

Name _____ Firm _____

Address _____ City and State _____




MULTIPLE USES

This face member is one of many which can be used as a shadow-box frame, bulkhead member, canopy face, or awning box cover.

Don't Overlook

MICHAELS PRODUCTS in Your Building Plans



The manufacture of ferrous and nonferrous metal building products has always been a major part of our business. And now that restrictions are lifted, and materials obtainable, we offer to architects and builders a variety of bronze, aluminum and nonferrous metal products. For specific requirements Michaels craftsmen will faithfully reproduce in metal the most intricate architectural designs. If your plans include metal products, write us.

MICHAELS PRODUCTS

Fixtures for Banks and Offices
Welded Bronze Doors
Elevator Doors
Elevator Enclosures
Check Desks (standing and wall)
Lamp Standards
Marquise
Tablets and Signs
Name Plates
Railings (cast and wrought)
Building Directories
Bulletin Boards

Stamped and Cast Radiator Grilles
Grilles and Wickets
Kick and Push Plates
Push Bars
Wrought Iron and Bronze Lighting Fixtures
Wire Work
Cast Thresholds
Extruded Thresholds
Extruded Casements and Store Front Sash
Bronze and Iron Store Fronts
Bronze Double Hung Windows
Bronze Casement Windows

THE MICHAELS ART BRONZE CO., Inc., Covington, Kentucky

Manufacturers since 1870 of many products in Bronze,
Aluminum and other metals

REQUIRED READING

(Continued from page 26)

supposing no technical knowledge whatever, it explains the basic theory of heating and ventilating, the various systems in common usage and how they work. Of particular interest are the many tables and the section on comparative costs. The tables include transmission coefficients, temperature and air change requirements for homes, institutions, offices and schools, fuel consumption and running costs of the various kinds of heating systems. A final chapter deals briefly with ventilation and air conditioning, describing the several types of systems in common use. Diagrams are numerous.

GEOMETRICAL LIVING

The Geometry of Art and Life. By Matila Ghyka. New York (63 Fifth Ave.), Sheed & Ward, 1946. 6 by 9 in. xviii + 174 pp. illus. \$4.00.

Here is a learned and highly technical volume on symmetry or proportion. It is not the sort of thing one picks up and reads through casually, but an architect or engineer blessed with a mathematically alert mind should find considerable enjoyment and profit in a study of it.

The author, visiting professor of esthetics at the University of Southern California, has traced the transmission of regulating diagrams and canons of proportion from antiquity to the present. He shows, with diagrams, how "as early as Egyptian times the plans of the important monuments of every great period or style of architecture were executed according to a very subtle and rational 'dynamic symmetry' . . ." And he concludes that "in all great periods of Western Art the knowledge and use of Symmetry in its antique meaning have been the mainspring of 'symphonic' composition. . . ."

New Editions


HEATING GUIDE

Heating, Ventilating, Air Conditioning Guide: 1946 Edition. New York (51 Madison Ave.), American Society of Heating and Ventilating Engineers, 1946. 6 x 9 in. xxiv + 1,373 pp. \$6.00.

This 24th edition of the "Guide," like its annual predecessors, provides the latest available data for use of the practicing engineer, compiled from authoritative sources and reflecting progress of engineering in this field. All chapters have been revised to conform with current engineering practice. Principal changes or amplification occur in the following: Fluid Flow, Air Contaminants, Physiological Principles, Cooling Load, Dehumidification by Sorbent Materials, Heating Boilers and Furnaces,

(Continued on page 30)

*Chrysler
Airtemp*



"Packaged" Air Conditioner

A simplified form of easy-to-install air conditioning for every kind of business. Heating coil can be added right in the package for Winter air conditioning.

Simplified Cooling for Small Theaters

A Number One Box Office Attraction for small theaters can be planned right on the architect's drawing board. It's Chrysler Airtemp "Packaged" Air Conditioners.

Architects will find this simplified form of automatic air conditioning so compact and flexible that it will fit perfectly into even the most unusual plans. And theater owners will find that Chrysler Airtemp "Packaged" Air Conditioners quickly pay their way by increasing summer audiences.

Backed by Chrysler Corporation, these "Packages" of cool comfort are reasonable in price and give trouble-free operation at an amazingly low cost. All are equipped with the famous Chrysler Airtemp Sealed Radial Compressor for economical operation, long life and finer performance.

For specifications, architects are invited to write Airtemp Division of Chrysler Corporation, Dayton 1, Ohio; in Canada—Therm-O-Rite Products, Ltd., Toronto, Ont.

CHRYSLER AIRTEMP

HEATING • COOLING • REFRIGERATION

REQUIRED READING

(Continued from page 28)

Warm Air Systems, Refrigeration, and Codes and Standards. The technical section also has been enlarged.

BUILDING WITH BRICK

Brick Structures: How to Build Them. 11th Edition. Revised and Edited by Ralph P. Stoddard. New York 18 (330 W. 42nd St.), McGraw-Hill Book Co., 1946. 5 1/4 by 8 1/2 in. x + 170 pp. illus. \$2.00.

This is the first "permanent" edition of "Brick—How to Build and Estimate," a handbook originally written by William Carver and published in 1920 by The Brick Manufacturers Association of America. It has been completely revised and modernized.

Intended to give contractors, builders, architects and engineers all necessary information for brick construction, the handbook covers structural properties of brick, building brick masonry, structural uses of brick masonry, and construction other than exterior walls. Generously illustrated, it includes a number of tables for estimating costs, weights, quantities, durability, etc.

CONCRETE DESIGN

Design of Reinforced Concrete Structures. By Dean Peabody, Jr. 2nd Edition. New York 16 (440 Fourth Ave.), John Wiley & Sons, Inc., 1946. 5 1/2 by 8 1/4 in. xii + 532 pp. illus. \$5.50.

This new edition of Professor Peabody's textbook has been completely revised and brought up to date to conform with the most recent codes and recommended practices. New material includes the plastic theory of design and the design of forms. Several sections have been rewritten and expanded, including the material on shrinkage and plastic flow and the chapter on elastic frame analysis.

Written for use at Massachusetts Institute of Technology, this text is clear-cut and thorough. Diagrams are numerous. An appendix furnishes building code regulations, tables and graphs.

ELECTRICAL EQUIPMENT

List of Inspected Electrical Equipment: May, 1946. New York 13 (161 Sixth Ave.), Underwriters' Laboratories, Inc., 1946. 5 1/4 by 8 1/2 in. 448 pp.

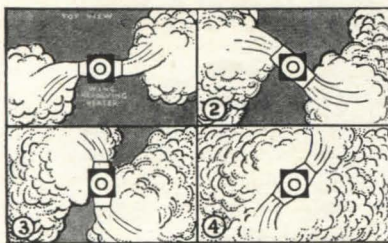
Including all listings up to May 1, 1946, and replacing all earlier lists, this latest Underwriters' Laboratories volume is as usual carefully classified and indexed. It contains summaries of reports on electrical equipment which has been examined with reference to fire and accident hazards and for conformity with the provisions of the National Electrical Code. At the head of each classification is general information on the method of listing in that group, and, where necessary, certain general information on requirements, suitability, safety requirements, installation, etc.



Revolving Unit Heaters Insure Complete, Thorough Coverage Regardless of Obstructions [in industrial plants] [as in airplane hangars]

Not just another unit heater, the WING REVOLVING HEATER is unique in that it does what no other heater can do—its slowly revolving outlets gently distribute the heat continuously in a constantly changing direction. It reaches over, around and under obstructions into out-of-the-way corners, its moving streams of heated air quickly warm up a plant in the morning.

Revolving Discharge Outlets for Thorough Heat Coverage



1. Heater starts. 2. 15 seconds later, 45° revolution. 3. 30 seconds later, 90°. 4. 45 seconds later, 135° revolution.

Wing Revolving Unit Heaters keep the heated air moving, circulating around obstacles, seeking out far corners, spreading an even, uniform, healthfully invigorating blanket of warm air over the entire working area.

ADVANTAGES OF WING REVOLVING UNIT HEATERS


1. Makes workers feel comfortable, live and invigorated—more productive.
2. Reaches over and around obstructions and into out-of-the-way corners.
3. Moving discharge heats up plant quickly on cold mornings.
4. Reduces absenteeism due to colds resulting from drafts, chills or overheating.
5. Is an excellent cooling system in summer with steam off and fans on.

Its properly warmed, healthful air currents thoroughly distributed, create a sensation of live, invigorating comfort for the workers. Wing Revolving Unit Heaters are used in many of the country's leading industrial plants. Write for a list of installations.

L. J. Wing Mfg. Co.

151 West 14th Street
New York 11, New York
Factories at Newark, N. J.
and Montreal, Canada

Wing REVOLVING UNIT HEATERS





Select the desired temperature of water you like and enjoy your shower as you never have before!




Simple and trouble-proof... a shuttle valve operated by the pressure of the hot and cold water is the entire control!

and it's "tops" in shower protection

No danger of accidental scalding... if the cold water pressure fails, the hot water is shut off instantly!



Josam scald-preventing
MODERATOR **SHOWER MIXING VALVE**
 WITH THE INSTANT, POSITIVE-ACTING HYDRAULIC SHUTTLE VALVE



A NEW HIGH IN DESIGN

Out of war-time lessons in precision and split-second timing, out of months upon months of continuous tests, comes this modern, improved shower mixing valve. For sheer shower bathing pleasure...for protection against accidental scalding, it has no superior! You merely select the temperature of water pleasing to you and step in for a shower that stays the way you like it!

You need have no fear of accidental scalding, for if the cold water supply fails at any time, a single moving part—the safety shuttle valve—shuts off the hot water

A NEW HIGH IN PERFORMANCE

before it reaches the shower head. The Josam Moderator Mixing Valve combines a beauty of design with a simplicity of construction and installation that is hard to believe until you see it. It is an investment that pays over and over in lifelong pleasure and protection.

The Josam Moderator Mixing Valve is ideal for installation in homes, clubs, institutions, industrial plants, schools and hotels. Every architect should have complete details on this latest type of mixing valve. Mail coupon below today!



JOSAM MANUFACTURING COMPANY

Executive Offices, 302 Empire Bldg., Cleveland 14, O. • Manufacturing Division, Michigan City, Ind.

Representatives in all Principal Cities

JOSAM-PACIFIC CO., 765 Folsom Street, San Francisco, Calif.
 West Coast Distributors

EMPIRE BRASS COMPANY, LTD., London, Ontario
 Canadian Distributors

JOSAM MFG. CO., 302 Empire Bldg. Cleveland 14, O.
 Send FREE LITERATURE on Josam Moderator
 Mixing Valve to


NAME.....
 FIRM.....
 ADDRESS.....
 CITY..... STATE.....



You can't turn off Noise Demons . . .



But you can trap them with this ceiling




It's Armstrong's Cushiontone

NERVES GET ON EDGE when an office is infested with noise demons. These pests come from banging machines, jangling bells, and raised voices. They're annoying and costly. That's why more and more clients want their offices designed to keep down noise demons.

Many architects today are meeting this need—abolishing


noise demons efficiently and economically—by specifying ceilings of Armstrong's Cushiontone*. The 484 deep holes in each 12" square of this fibrous material absorb up to 75% of all noise striking the ceiling. In addition, a ceiling of Cushion-

tone is an excellent reflector of light. It can be repainted without loss of acoustical efficiency. **Free Booklet**, "How to Exterminate Office Noise Demons," gives all the facts. Write for your copy to Armstrong Cork Company, 2409 Stevens Street, Lancaster, Penna. 

* Reg. U. S. Pat. Off.

MADE BY THE MAKERS OF ARMSTRONG'S LINOLEUM AND ASPHALT TILE





STOP RIGHT HERE

... says this BRILLIANT
BRASCO FRONT



THE DISTINCTIVE BRASCO FRONT immediately identifies any retail establishment as a smart, progressive trading center. Designed in the modern manner, built with complete Brasco Construction, the front appears both unique and distinguished—and the buying public doesn't forget it.

★
A COMPLETE LINE
FOR EVERY DESIGN

★

Why Brasco Construction? Because it is best adapted to the new open-type designs with their alluring contours and revealing expanses of clear glass. For over thirty years, Brasco technicians have been constantly alert to the trend in store front development and have interpreted that trend fully and faithfully.

Our complete line of unified members harmonizes with any architectural conception and simplifies installation problems. Providing sound, structural strength and dependable glass protection, Brasco Construction assures store fronts of enduring beauty . . . sales magnets of impelling power.



BRASCO MANUFACTURING CO.
HARVEY • (Chicago Suburb) • ILLINOIS

National Distribution Assures Effective Installation



COLOR VALUES


LOREDO CHIARO



That happy blending of colors so very important in the modern building is often attained by combining the varieties of colored marble produced in Europe with those from our own American quarries.

Since the war's end we have imported more than twenty of the most popular selections of marble. In the near future, as facilities in foreign lands are rebuilt, our choice of material will become much wider.

Teamed with foreign production are our own reliable quarries, mills, finishing plants and contracting organization . . . to give you a



Mercantile National Bank, Dallas, Texas.
Walter W. Ahlschlager,
Architect. Henger Construction Company,
Builder.

Banking room circular counter and several pylons finished in Loredolo Chiaro marble.

I N M A R B L E . . .

VERMONT ORIENTAL

complete service when free scope is again allowed to the activities of the construction industry.

The Vermont Marble Company, producers, importers, finishers and contractors, maintains branch offices in principal cities to serve you.


VERMONT  **MARBLE**

VERMONT MARBLE COMPANY • PROCTOR • VERMONT

Straight counter on opposite side of Banking Room, Mercantile National Bank, Dallas, Texas.

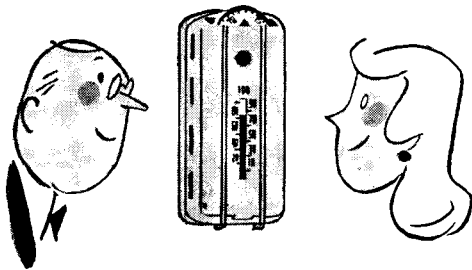
Carrying out the rich atmosphere of color, Vermont Oriental marble was used in the Barber Shop.





Whether they
burn OIL... or GAS

Clients join the
"leisure class"



Heating's easy
as can be

When you
specify G.E.



WHEN YOU'VE sweated over plans to give your client the best possible job... don't stop short at the heating plant. Make it a G.E.

If you must keep an eye on costs, keep in mind that G-E equipment is competitively priced, and, if part of your plans call for client contentment—just remember that General Electric units deliver the kind of performance that lives up to the

high expectations people have for any home-product initialed "G.E."

You have a full line to choose from—gas-fired and oil-fired equipment for steam, hot water, or warm air systems.

You'll find full specifications in Sweet's. Your G-E dealer will supply prices and delivery information.


General Electric Company, Air Conditioning Department, Section 6449, Bloomfield, N. J.

Automatic Home Heating

GENERAL  ELECTRIC

OIL-FIRED

GAS-FIRED



G-E Boiler for steam or hot water heat.




G-E Winter Air Conditioner (Warm Air)



G-E Oil Burner



G-E Boiler for steam or hot water heat.



G-E Winter Air Conditioner (Warm Air)

"A
VALUABLE AID
TO EVERY
KITCHEN
PLAN"

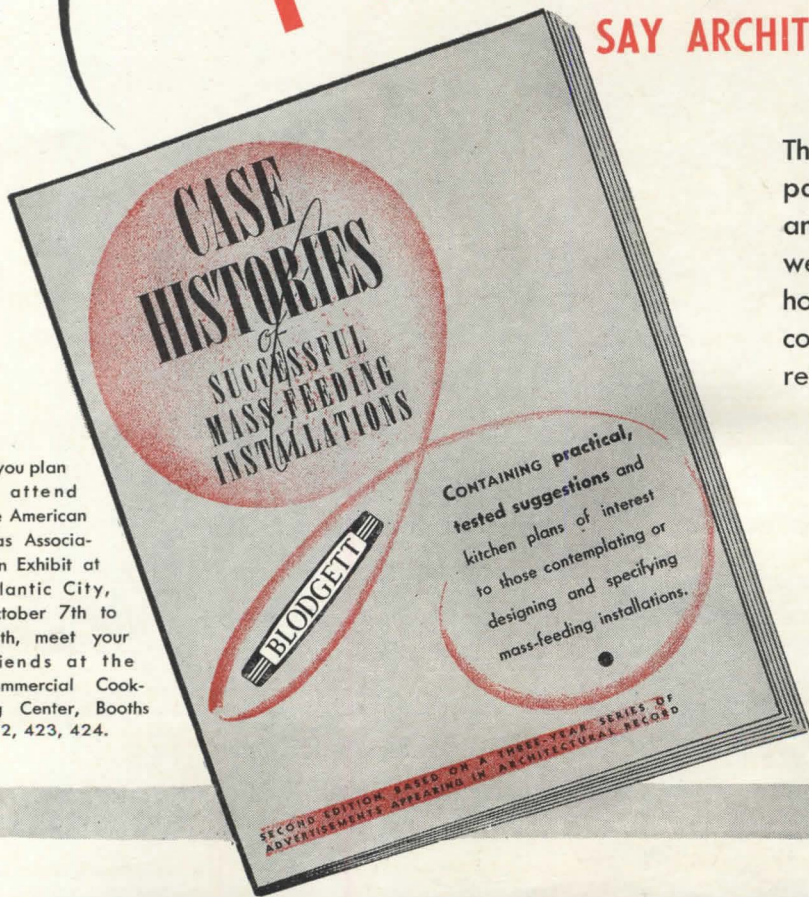
SAY ARCHITECTS, CONSULTANTS, USERS

This new, deluxe edition of "Case Histories" packs twenty-eight profusely illustrated and annotated kitchen plans, covering well-designed restaurant, hotel, school, hospital, institution and industrial feeding cooking installations into forty easy-reference pages.

Whether it's a new kitchen in a project still on the boards—or a modernization of an existing installation, architects, consultants, designers, owners and operators will find plenty of helpful ideas and assistance in the new "Case Histories."

Write for your copy now, to

If you plan to attend the American Gas Association Exhibit at Atlantic City, October 7th to 11th, meet your friends at the Commercial Cooking Center, Booths 422, 423, 424.




THE G. S. BLODGETT CO., INC.
50 LAKESIDE AVE., BURLINGTON, VERMONT

Makers of Fine Ovens Since 1848

BLODGETT

AMERICA PROGRESSES
THROUGH CONSTRUCTION



Adequate "Facilities For Living" Needed!

RIGHT NOW—just about every community needs expansions to its water and sewer systems—more streets and sidewalks, schools, hospitals, playgrounds, stores, fire stations, post offices, gas lines and other projects—as cities are extended and housing is built.

For each new house or apartment an additional \$2,000 in construction is needed, on the average, for these

municipal facilities. In the next few years the nation will need \$5,000,000,000 worth of this type of work.

For greatest efficiency and economy in the construction of these projects necessary for the growth of communities—to save time and money for the taxpayer—A.G.C. general contractors can be depended upon for the skill, integrity, and responsibility for which this emblem stands.



This advertisement is No. 7 of this series

THE ASSOCIATED GENERAL CONTRACTORS of AMERICA, INC.

More Than Ninety Branches and Chapters Throughout America
National Headquarters—Munsey Building, Washington 4, D. C.

SKILL, INTEGRITY AND RESPONSIBILITY IN CONSTRUCTION OF BUILDINGS, HIGHWAYS, RAILROADS, AIRPORTS AND PUBLIC WORKS



Aluminum Roofing — can't rust or rot. Never needs painting. Reduces maintenance.




Aluminum Skylights — are light in weight — weather-resistant. Easy to install.


YOU CAN PUT
ALCOA ALUMINUM
RIGHT ON TOP

That's another place where Alcoa Aluminum shows to advantage—up on the roof where weather resistance is important. It can't rust. It can't rot. It can't warp. And its lightness makes it easy to handle.

Put Alcoa Aluminum at the top of your material list now, for those buildings you are planning for the future. ALUMINUM COMPANY OF AMERICA, 2167 Gulf Building, Pittsburgh 19, Pennsylvania.




Aluminum Louvers — reduce maintenance. Can't rust or rot. Light in weight.



Aluminum Copings — give years of trouble-free service. Will never rust. Light weight means ease of handling.


THE MOST VERSATILE OF ALL BUILDING MATERIALS




ALCOA **FIRST IN**
ALUMINUM



IN EVERY COMMERCIAL FORM



The steel Junior Beams and reinforcing rods are in place. The form has been completed and sills are in place to provide screed strips. Sill through center will be supported by a concrete fire stop. Finished floor will be parquet wood block or linoleum laid in mastic. Form lumber can be salvaged for use as sheathing.



Detail at fireplace shows how concrete will encase ends of steel beams providing a fire stop all around the chimney. BX cable has been placed in slab, since room below is to be a play room.

Prompt Shipment to Builders -

J&L JUNIOR BEAMS

Speed your house construction jobs by using J&L Junior Beams. They are quickly available from 7 J&L Warehouses listed below. In addition, installation of this rigid fireproof, verminproof, shrink-proof floor is simple and fast. Write your nearest J&L Warehouse.




JONES & LAUGHLIN STEEL CORPORATION
PITTSBURGH 30, PENNSYLVANIA

WAREHOUSES: CHICAGO · CINCINNATI · DETROIT · PITTSBURGH · MEMPHIS · NEW ORLEANS · LONG ISLAND CITY, N. Y. *

* Operated by Jones & Laughlin Steel Service, Inc.



*Even this won't mar...
beautiful VARLAR!*



Looks New After 25,000 Washings!


HERE'S wall beauty that begins a new era of low-cost wall maintenance. Because, by actual laboratory test, Varlar is *stainproof*. Pencil, ink, lipstick, oil, hot kitchen grease, perfume, jam, dirt-accumulation—stains of ALL kinds—wash clean from Varlar with ordinary soap and water. Varlar is fire-resistant, water-resistant, and proof against mildew, bacteria and vermin, too.

Varlar goes up easily as wallpaper... comes in 90 beautiful styles, including a variety of solid tones. But don't confuse it with laminated wallpapers. Varlar is a new *kind* of wall covering, made with miracle plastics an entirely new way. It has no coatings to crack, peel or discolor. Write today for laboratory test reports (shown below) on Varlar's amazing performance.

Never Before Such Enduring Beauty

VARLAR

Stainproof Wall Covering




VARLON, INC., Division of **UNITED WALLPAPER**
Merchandise Mart, Chicago 54, Ill.



Walls of *Louvrex Glass*

overcome cramped space limits

Bertell, Inc., uses glass for more space and light in its New York offices.




When a top-notch design firm redesigns its own offices for more space and more light by using glass—*that's news.*

Bertell, Inc., New York design and development firm, recently was confronted with severe space problems in reconvertng wartime quarters to civilian work. Under the guidance of President Roy C. Bertell, the staff created a foyer, reception room, design department, storage space and executive offices in an extremely limited area.

How was this accomplished? No small credit, according to Mr. Bertell, is due to the use of Blue

Ridge *Satinol Louvrex*—a patterned glass which adds distinctive delineation and borrows light for otherwise dark areas. Louvrex is one of more than twenty patterns in the Blue Ridge Decorative Glass line. Most of these can be obtained in plain or Satinol finish, in both flat or bent shapes. Made in the Blue Ridge plant in Kingsport, Tennessee, these Decorative Glasses are sold by Libbey-Owens-Ford's glass distributors. Inquiries should be addressed to your nearest L·O·F District Sales Office or to Blue Ridge Sales Division, 8996 Nicholas Building, Toledo 3, Ohio.

"Design it with one of the 5 EX's"



BLUE RIDGE *Decorative* GLASS

FOR SOFT, DIFFUSED LIGHT • SMART DECORATION • COMPLETE PRIVACY




The Best Laid Plans...



will include

ANEMOSTAT DRAFTLESS AIR-DIFFUSION for successful air-conditioning



On the boards today, the ultra-modern commercial and industrial buildings of

tomorrow are being designed to assure unsurpassed production. Incorporating all the newest advances in architectural design, they will add much to worker efficiency and comfort.

The best laid plans for newly designed commercial and industrial buildings include successful air-conditioning. To get it, more and more architects, engineers, and contractors are specifying Anemostat—the patented air-diffuser—which completes the air-conditioning process by providing scientifically correct distribution of the conditioned air to every part of the conditioned rooms.

The extreme changes proposed in building and

structural design, the new ideas for interiors and equipment, all magnify the need for correctly engineered air-distribution as provided by Anemostat. Without it, the air-conditioning system is incomplete—drafts occur . . . stale air-pockets persist . . . temperature and humidity are unequalized.

The Anemostat eliminates these trouble-breeders by distributing conditioned air in pre-determined patterns, and precisely in accordance with prescribed-for-comfort air velocities. The result: **SUCCESSFUL** air-conditioning for true air-comfort!

Anemostat engineers are air-diffusion specialists. Backed by 25 years of experience, they can capably solve difficult air-diffusion problems. A consultation can be arranged today. There is no obligation.

Descriptive literature is available on request.

AC-1092

"No air-conditioning system is better than its air-distribution"

ANEMOSTAT

REG. U. S. PAT. OFF.

ANEMOSTAT CORPORATION OF AMERICA
10 East 39th Street, New York 16, N. Y.

REPRESENTATIVES IN PRINCIPAL CITIES

★ There's a degree of *Electrical Living* for every home ★

... AND THIS IS THE MINIMUM FOR

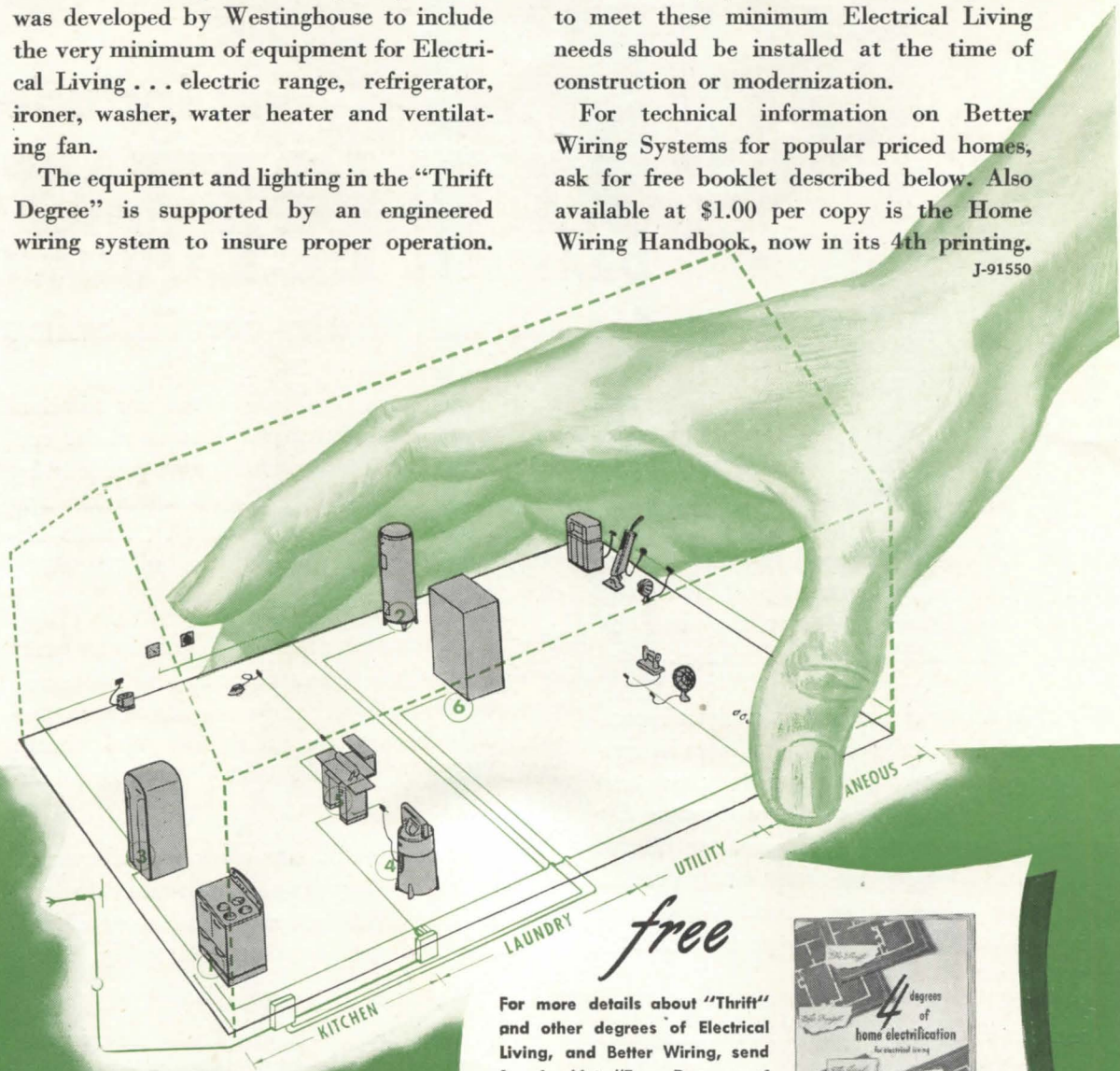
When planning and building homes for families with modest incomes, you will find this "Thrift Degree" a helpful guide. It was developed by Westinghouse to include the very minimum of equipment for Electrical Living... electric range, refrigerator, ironer, washer, water heater and ventilating fan.

The equipment and lighting in the "Thrift Degree" is supported by an engineered wiring system to insure proper operation.

Even though all this equipment is not bought when the house is built or modernized, a wiring system of sufficient capacity to meet these minimum Electrical Living needs should be installed at the time of construction or modernization.

For technical information on Better Wiring Systems for popular priced homes, ask for free booklet described below. Also available at \$1.00 per copy is the Home Wiring Handbook, now in its 4th printing.

J-91550




free

For more details about "Thrift" and other degrees of Electrical Living, and Better Wiring, send for booklet "Four Degrees of Home Electrification". Westinghouse Electric Corporation, Better Homes Department, Box 868, Pittsburgh 30, Pennsylvania.



MODERN HOMES *The Thrift Degree*

These Bryant wiring devices will help insure a quality wiring job...




GENERAL-PURPOSE SWITCHES

A complete line of Standard Type, Mercury Line and Interchangeable Line switches for single-pole, double-pole, three-way and four-way installations. These Bryant switches carry a "T" rating and are listed as standard by Underwriters' Laboratories, Inc. They have plaster ears to assure perfect alignment with wall surface when installed.



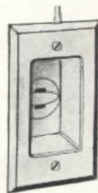
SWITCH WITH OIL BURNER COVER

Where oil burner control near head of basement stairs is required, this single-pole, flush handle switch is ideal. Red covers are inscribed—"Oil Burner—Emergency Switch".



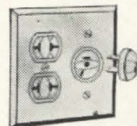
DOOR SWITCH

A "must" in modern homes. Automatically turns on closet light when door is opened. Furnished with box and plate for mounting in door jamb. Has adjustable plunger (Nos. 2968 and 2969).




CLOCK HANGER

The right way to hang a clock. Recessed to provide space for surplus cord. Clock conceals hanger. No. 2992 (Brown) and No. 2992-1 (Ivory).




RADIO OUTLET

For modern radio installations. Two outlets... one for connection to power circuit, and other to aerial and ground wires. Brown (No. 27146) or Ivory (No. 22146-1).




RANGE OUTLET

This three-wire outlet provides a convenient way to connect electric range. Brush brass plate (No. 3846). Three-wire range cord set also available.



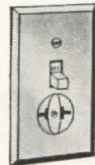
DUPLEX CONVENIENCE OUTLET

Two types... one with separate terminals so only one outlet is controlled by wall switch (No. 4832-Y); other is conventional with common terminals (No. 4832).



NIGHT LIGHT

A modern night-time convenience... lights the way to bedroom or bath. One switch controls night light; other controls hall or room lights.



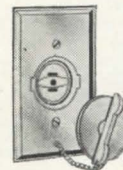
SWITCH AND CONVENIENCE OUTLET

Specially desirable for bathrooms. Convenience outlet is always hot. Switch controls lighting (No. 2989). Bakelite plate.



CLOSET LAMP HOLDER


An inexpensive way to provide a closet light. Designed for wall or door switch control, or with pull-chain. Each type made in two sizes, for 3 1/4" x 4" box. Each has shade holder groove.



WEATHERPROOF CONVENIENCE OUTLET

Has plate and quick clamp cover, attached by chain, to prevent exposure to moisture when not in use (No. 3880).

And Westinghouse Circuit Breakers give modern circuit protection



Completely Automatic, they open circuits when a worn cord causes a "short" or if circuits are overloaded by too many appliances. A flip of breaker lever—even by a child—restores


service when condition is corrected. Nothing to replace. Avoids unnecessary interruptions. Flush mounted—can be installed in any convenient place, such as a kitchen. Reasonable in cost. Offers a sales advantage when installed in homes you build.

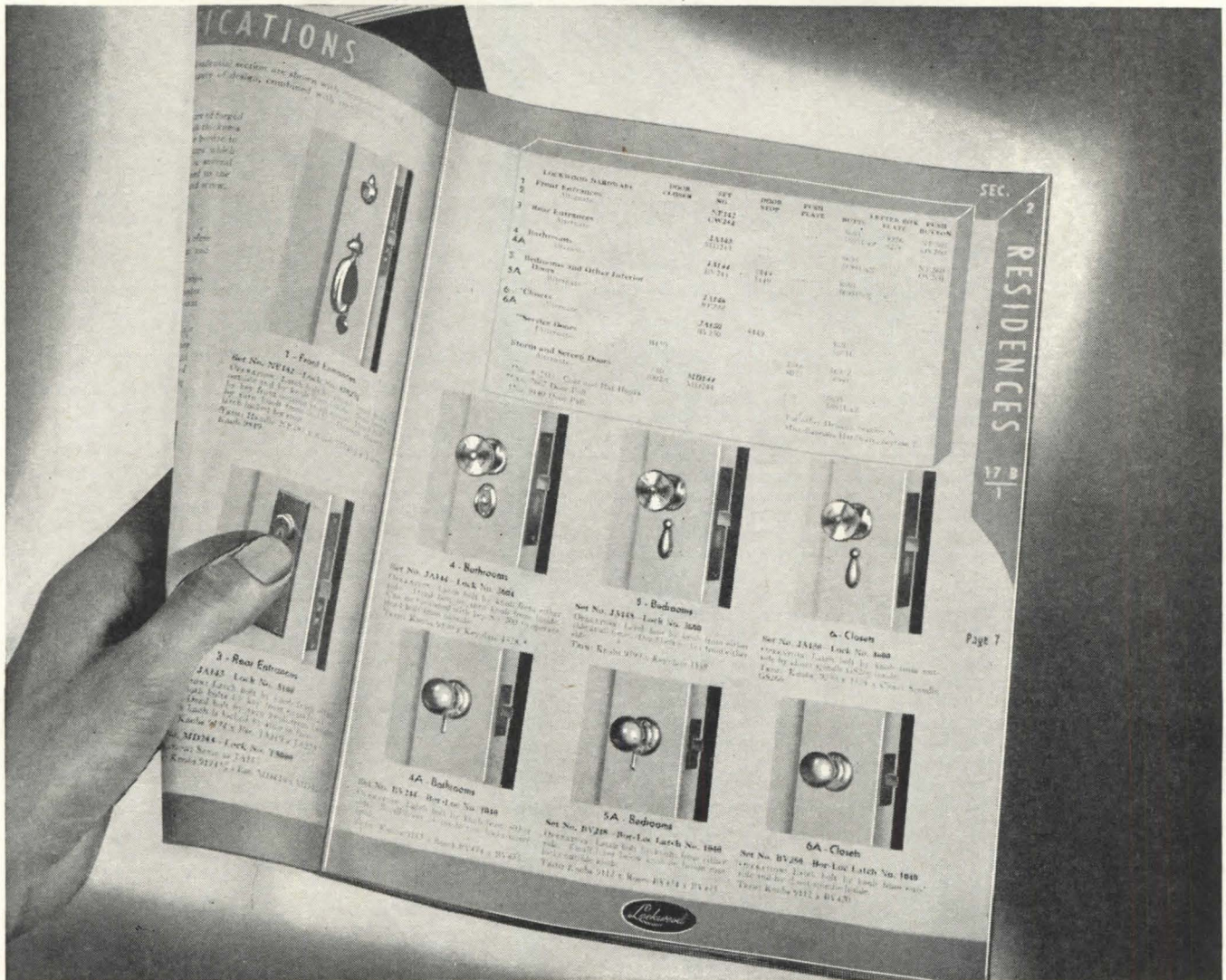


Westinghouse
PLANTS IN 25 CITIES... OFFICES EVERYWHERE

Better Homes Department

PITTSBURGH 30, PA.

the eye  becomes quicker than the hand . . .



... when architects use lockwood simplified specifications

A glance at this visual guide is all an architect needs to help him specify Builders' Hardware. For here, grouped by sections, are streamlined listings of hardware requirements that meet specific needs for typical types of door openings in Residences, Apartments, Hospitals, Hotels, Schools and Institutions. The sections are charted for choice in style and finish, and proper locks with trim can be selected quickly.

Listed in Sweet's Architectural File for 1946, this practical handbook is another of the reasons why more and more architects are turning to Lockwood — for sound co-operation and dependable builders' hardware.


**lockwood
builders'
hardware**



LOCKWOOD HARDWARE MANUFACTURING COMPANY
Division of Independent Lock Company • Fitchburg, Massachusetts

L-8A

**ANOTHER EXAMPLE OF JOHNSON
INDIVIDUAL ROOM CONTROL**



"MAKE MINE MUSIC," Disney feature picture now showing, was being made at Disney Studios when these photographs were taken. The artist is at work on the "Two Silhouettes" sequence . . . The air conditioning equipment is by General Electric Company.

**COMPLETE AIR CONDITIONING JOHNSON CONTROLLED
IN THE ANIMATION BUILDING AT *Disney* STUDIOS**

MORE THAN 150 Johnson room thermostats have controlled the air-conditioned temperature in each room, since the Animation Building at Disney Studios, Burbank, California, was completed in 1939. Other buildings on the Disney "lot" also are equipped with Johnson-controlled air conditioning systems . . . In the photograph of the artist at work, the Johnson room thermostat is "on watch," operating a Johnson mixing damper so as to deliver conditioned air to the room at exactly the required temperature. In the view at upper right, several ducts serving individual rooms are shown. In each of these there is a Johnson mixing damper, controlled by a long-travel, piston type Johnson damper operator, a number of which are visible on the sides of the ducts.


The room thermostats in each wing are adjusted automatically by an outdoor master thermostat, so that the temperature in each room is

increased gradually from 75° to 78°, during the cooling season, as the outdoor temperature rises from 75° to 100°. . . Hundreds of Johnson thermostats, valves, dampers, and damper operators, with thousands of feet of copper tubing and countless auxiliary devices, were assigned to the important job of maintaining exactly correct conditions in the various stages, offices, studios, and laboratories in this great group of buildings. Many of the smaller buildings and projection rooms are incased completely in sound-proof walls, without exposure to outside temperatures, insuring complete elimination of noise. Ingenious arrangements of control apparatus insure accurate control of temperatures and humidities . . . Ask a Johnson engineer, from a near-by branch office, to solve *your* next temperature control problem. Johnson Service Company, Milwaukee 2, Wisconsin. Direct Branch Offices in Principal Cities.

JOHNSON *Automatic Temperature and Air Conditioning* **CONTROL**

DESIGN • MANUFACTURE • INSTALLATION • SINCE 1885

Through Many Years—



... Washable "TONTINE"* Shade Cloth Stands the Wear!

HERE'S WHY "TONTINE" SHADE CLOTH OFTEN GIVES UP TO 20 YEARS' SERVICE

◀ **Deep into the fibers** of the fabric, the pyroxylin is driven. This chemical—a liquid form of cotton—is soaked up by the cotton fabric as a sponge soaks up water, then it hardens. Thus the two become, in effect, one material.

◀ **Pyroxylin is washable**—it is impervious to water, rain, grime and dirt. When a shade made with "Tontine" becomes soiled, it can be scrubbed with soap and water, then rehung fresh and clean as ever. Service records show that "Tontine" can be scrubbed—vigorously—20 times or more without damage! And colors resist fading, stay bright for the life of the shade.

◀ **Resists cracking and pinholing.** "Tontine's" pyroxylin impregnation gives it a protective finish that resists cracking and pinholing. And it gives maximum resistance to fraying and ripping. Constant improvement of all these qualities through the years makes today's "Tontine" one of the best values in its field.

Thousands of reports show that window shades of durable "Tontine" have been in use up to twenty years. Fewer replacements are needed; costs are cut to a minimum. "Tontine" actually saves money for your clients—in schools, hotels, and office buildings.

By specifying "Tontine" Shade Cloth for *all* window shades, you'll be saving your clients' time and trouble, too. An economical washing service that keeps shades looking bright and new can be arranged by an authorized "Tontine" dealer. E. I. du Pont de Nemours & Co. (Inc.), "Tontine" Sales, Newburgh, N. Y.



*"TONTINE" is Du Pont's registered trade mark for its pyroxylin-impregnated washable window shade cloth.

DU PONT "TONTINE"

WINDOW SHADE CLOTH
Looks Better Longer



BETTER THINGS FOR BETTER LIVING
... THROUGH CHEMISTRY





METAL PAINTED WITH
RED LEAD
GETS PLUS PROTECTION

Red Lead **NEUTRALIZES ACIDS** *that Speed Up Rusting*

Every maintenance engineer knows that Red Lead has long been the outstanding protective paint for metal.

But did you know that one of the important reasons is the ability of Red Lead to counteract the acid conditions which are recognized as accelerators of rust?

Structural steel is usually exposed to acid environments. This is so because acid-forming compounds are produced by certain gasses and smoke in contact with moisture. Pollution of waterways also results in acidity.

Moreover linseed oil, synthetic resin varnishes and other commonly used paint vehicles themselves produce organic acids in the normal process of aging. Many of these also accelerate corrosion.

When Red Lead is the pigment in a protective paint, rust-causing acidity is kept under control. Actually, a "controlled" acid level is maintained in the paint film. This is a singular property of Red Lead and also contributes to the utmost in film flexibility, impermeability and long life.

The value of Red Lead as a rust preventive is most fully realized in a paint where it is the only pigment used. However, its rust-

resistant properties are so pronounced that it also improves any multiple pigment paint. No matter what price you pay, you'll get a better paint for surface protection of metal if it contains Red Lead.

* * *


Write for New Booklet—"Red Lead in Corrosion Resistant Paints" is an up-to-date, authoritative guide for those responsible for specifying and formulating paint for structural iron and steel. It describes in detail the scientific reasons why Red Lead gives superior protection. It also includes typical specification formulas. If you haven't received your copy, address nearest branch listed below.

* * *

The benefit of our extensive experience with metal protective paints for both underwater and atmospheric use is available through our technical staff.

NATIONAL LEAD COMPANY: New York 6; Buffalo 3; Chicago 80; Cincinnati 3; Cleveland 13; St. Louis 1; San Francisco 10; Boston 6, (National Lead Co. of Mass.); Philadelphia 7, (John T. Lewis & Bros. Co.); Pittsburgh 30, (National Lead Co. of Pa.); Charleston 25, W. Va. (Evans Lead Division).





Insurance Executives rely on Johns-Manville for noise-quieting

MR. ROBERT E. L. CHAPMAN, Building Superintendent of New England Mutual Life Insurance Company of Boston, says:

"We made a good decision five years ago when we specified Johns-Manville Sanacoustic Ceilings for our new building.

"The quieter working conditions are

conductive to greater efficiency, less nerve strain, a more pleasant office atmosphere for everyone.

"What's more, these acoustical ceilings are so much easier to keep clean that they are a major factor in bringing down our cleaning costs 50% throughout the building."

Your Noise Problems, too, can benefit from Johns-Manville undivided responsibility

{ "J-M materials installed by Johns-Manville"—that's the undivided responsibility you can get for your acoustical job, large or small, simple or complex. }

To give your noise-quieting problems the most effective possible solution, Johns-Manville combines the knowledge of *what* materials you should use with the facilities to apply them *properly* for maximum results.

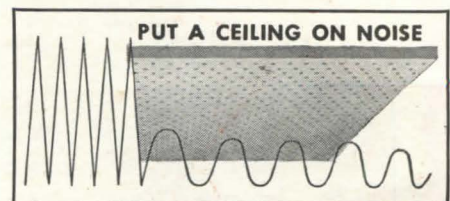
In other words—undivided responsibility for the complete job.

Our 35 years of pioneering in sound control includes the highest type of experience in providing acoustical treatment for radio studios, auditoriums, restaurants, schools, offices,

hospitals, churches, stores, and factory areas. You can *rely* on Johns-Manville for efficient noise-quieting.

For the complete story, write for our brochure, "Sound Control." Johns-Manville, Dept. AR-9, P. O. Box 290, New York 16, New York.

Because of the unprecedented demand for J-M Building Materials, there may be times when we cannot make immediate delivery of the J-M products you need. We urge you to anticipate your requirements as far in advance as possible.



Johns-Manville *Pioneers in* **Sound Control**



WHAT'S THE NEWS, BUD?

I CARRY TERSE TIDINGS TO COLOR CONCIIOUS CRAFTSMEN!




NOW AVAILABLE!
A. W. FABER'S

The WINNER

handy easel box assortment of the 12 most popular colored pencils

RETAILS FOR \$1 Belongs on the drawing board of every Architect, Artist, Engineer, Draftsman and Designer

A. W. Faber—the most important name in pencils since 1761—now brings you the famous assortment of The WINNER thin lead colored pencils. Packed in a swing-type box for fingertip convenience, The WINNER offers all the qualities that have endeared it to pencil craftsmen the country over... breath-taking brilliance, insolubility in water (prevents finger marks on your drawings), easy sharpening, crayon practically as strong as lead in your black lead pencil. Even sharpened to a needlepoint, it stands up when you bear down. If your Dealer doesn't yet have his supply, write to A. W. Faber, Inc., Newark 4, N. J.



AW. FABER INC.
NEWARK, N. J.

Sure as shootin' this big full-color Gold Bond ad in *The Saturday Evening Post* will hit straight at the hearts of home-loving Americans. They'll be building and remodeling the Gold Bond way, just as soon as restrictions are lifted and materials are available. And they'll probably write us for plans of houses like this. As usual, we will say, "Consult your architect!" National Gypsum Company, Buffalo 2, New York.

You'll build or remodel better with **Gold Bond**



Haven't you dreamed of such a home? You can have it a lot sooner if you start planning now. See your local Gold Bond dealer.

How not to build a Haunted House . . .

NOT all haunted houses are old. Many a new house starts to haunt its owner from the day he moves in. Haunt him with troubles, worries, and ever mounting expense. This has always been true. And it's even truer today with so many people wanting homes that there isn't enough good material to go around. But whether you can build today or not it's wise to start planning now. Planning to build so soundly that the ghosts of shoddy construction and flimsy materials will never rise up to haunt you. For, thanks to scientific research, new methods and modern materials assure you greater comfort and long-

lasting freedom from annoying repair expense. Take walls and ceilings for example. For over 100 years almost no progress was made in this field. Then research developed lightweight fireproof gypsum lath. Stronger than wood lath, it bonds so securely to modern improved gypsum plaster that a team of horses can't pull them apart. The same kind of research discovered how to lock winter heat in and summer heat out, with fireproof high-efficiency rockwool home insulation. Pays for itself in fuel savings alone! You can plan on stronger, tighter outside walls at low cost, too, thanks to fireproof Gold Bond storm-

sealed gypsum sheathing under the outside finish. In normal building times more than 10,000 lumber and building material dealers can supply all you need of the 150 research-produced Gold Bond Building Products. Today things are different, for even our full production can't keep up with demand. But just the same your local Gold Bond dealer is on the job, helping GIs to get housed, helping his customers in every way he can. See him first when you plan your own house. He will help you build better. Not today perhaps, but tomorrow sure! National Gypsum Company, Buffalo 2, New York.

Over 150 tested Gold Bond Building Products for new construction or remodeling add greater permanency, beauty and fire protection. These include wallboard, lath, plaster, lime, sheathing, wall paint, insulation, metal and sound control products.

DEMAND THESE SIX GOLD BOND FEATURES IN YOUR NEW HOUSE

GOLD BOND FIREPROOF GYPSUM SHEATHING



Big, weatherproofed panels of Gold Bond Storm Sealed Gypsum Sheathing add structural strength and built-in fire protection. Costs less than old-style sheathing.

GOLD BOND FIREPROOF GYPSUM LATH



Gold Bond Gypsum Lath is the perfect plaster base. Can't warp, expand or contract. Adds fire protection and structural strength for better wall and ceiling construction.

GOLD BOND FIREPROOF GYPSUM PLASTER



Gold Bond Gypsum Plaster is especially processed to bond perfectly with gypsum lath. Builds fire-safe, rock-like walls and ceilings with greater durability and beauty.

GOLD BOND FIREPROOF FINISH LIME



Over the plaster, goes a coat of Gold Bond Finish Lime. This is the smooth white finish that you see in a new house before the wallpaper or paint is applied.

GOLD BOND FIREPROOF ROCK WOOL INSULATION



Builds a fireproof blanket of insulation around the house for greater year 'round comfort, family health, and fuel savings up to 30%. Available for new or old homes.


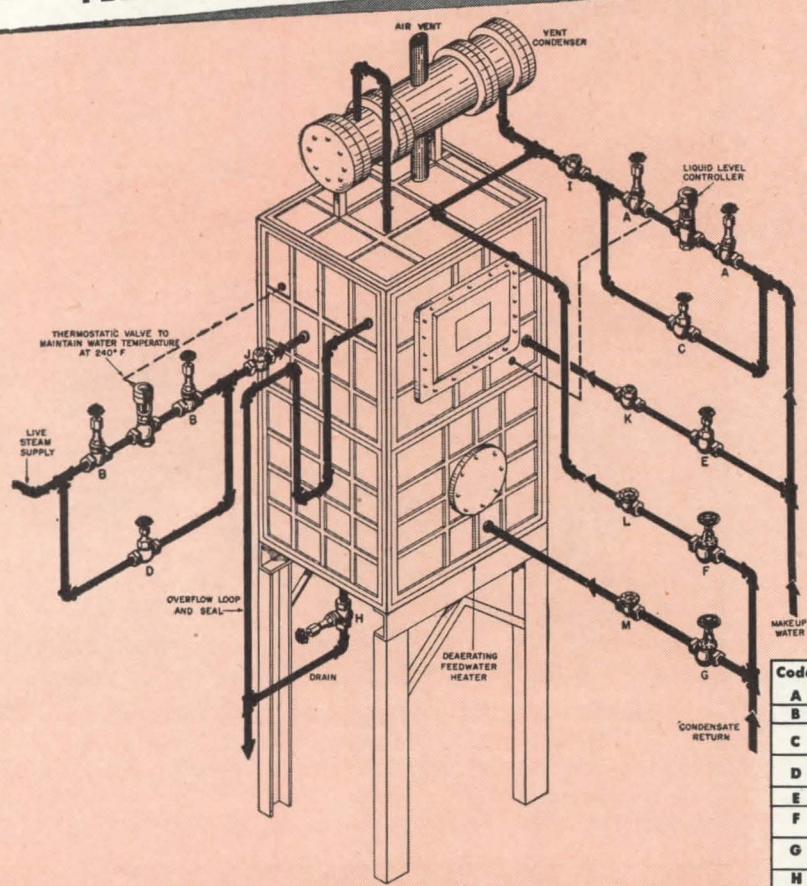
GOLD BOND - SUNFLEX 1-HOUR WALL PAINTS



Dries in one hour with no objectional painty, after-odor. Easier to apply. This modern decoration is now available at your dealer's in a full range of colorful tones.

Jenkins PRACTICAL PIPING LAYOUTS 14

How to plan a DEAERATING FEEDWATER HEATER SYSTEM



Code	Quan.	Jenkins Valves	Service
A	2	Fig. 47 Bronze Gate	Liquid Level Controller Shut-off
B	2	Fig. 47 Bronze Gate	Thermostatic Valve Shut-off
C	1	Fig. 106A Bronze Globe	Makeup Water thru Vent Condenser By-pass
D	1	Fig. 106A Bronze Globe	Live Steam Heating Makeup By-pass
E	1	Fig. 106A Bronze Globe	Makeup Water Direct to Heater
F	1	Fig. 141 IBBM Globe	Condensate Return thru Vent Condenser
G	1	Fig. 141 IBBM Globe	Condensate Return Direct to Heater
H	1	Fig. 47 Bronze Gate	Heater Drain and Clean Out
I	1	Fig. 117A Bronze Lift Check	Makeup Water thru Vent Condenser
J	1	Fig. 117A Bronze Lift Check	Live Steam Heating Makeup
K	1	Fig. 117A Bronze Lift Check	Makeup Water Direct to Heater
L	1	Fig. 623 IBBM Swing Check	Condensate Return thru Vent Condenser
M	1	Fig. 623 IBBM Swing Check	Condensate Return Direct to Heater

Here is a common combination of deaeration and heating in a feedwater heater as used to avoid corrosion of boiler tubes and cold water shock to the boiler. In this layout a vent condenser is superimposed to help maintain a little pressure in the heater to produce higher temperatures and consequent better deaeration. In addition, the vapors, which would represent waste heat, are condensed by either cold makeup water or a mixture of makeup water and condensate. Provisions are shown for introducing condensate or makeup water either directly into heater or through vent condenser.

Normal operation usually puts water through makeup condenser, utilizing the automatic level controller. Condensate, which cannot be controlled is returned directly to heater. Thus makeup water

VALVE RECOMMENDATIONS
For details and valves to suit varying conditions see Jenkins Catalog

replenishes natural losses in condensate system and evaporation losses in heater. To maintain deaeration, live steam must be added in condensate system.

Many Types and Pressure Ranges of Jenkins Valves can be used for this type of layout according to the factors involved. Consultation with accredited piping engineers and contractors is recommended when adapting these suggestions to your own requirements, or when planning any major piping installation.

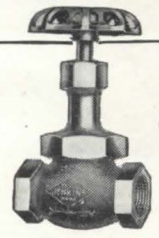
Copies of Layout No. 14 enlarged, with additional information, will be furnished on request . . . also future Piping Layouts. Just mail coupon.

A CHOICE OF OVER 600 JENKINS VALVES

To save time, to simplify planning, to get the advantage of Jenkins specialized valve-engineering experience—select all the valves you need from the Jenkins line, fully described in the Jenkins Catalog, No. 76. It's your best assurance of the lowest cost in the long run.

Jenkins Bros., 80 White Street, New York 13; Bridgeport; Atlanta; Boston; Philadelphia; Chicago; Jenkins Bros., Ltd., Montreal; London, England.

LOOK FOR THIS  DIAMOND MARK Since 1864



JENKINS VALVES

For every Industrial, Engineering, Marine, Plumbing-Heating Service . . . in Bronze, Iron, Cast Steel, and Corrosion-resisting Alloys . . . 125 to 600 lbs. pressure.
Sold Through Reliable Industrial Distributors Everywhere

JENKINS BROS., 80 White St., New York 13, N. Y.
Please send me a reprint of Piping Layout No. 14, and future Layouts as they become available.

Name.....
Company.....
Address.....

Perspective on a contemporary stair hall


AREAS which traditionally are dull and gloomy can easily be flooded with cheerful daylight by panels of Insulux Glass Block.

The increasing use of Insulux by architects is the result of this ability to perform in an important functional capacity while also doing an appealing decorative job. When installed in large areas, the high insulating value of Insulux lowers the cost of heating and air conditioning operations. Dirt and dust are blocked out. Sound transmission is lowered.

Upkeep of Insulux panels is remarkably low, even under adverse conditions because they resist moisture and will not rot, rust or corrode. Painting is never required and the occasional washing necessary is a simple matter.

Consider the use of Insulux Glass Block at any point—in any building—where natural daylight will increase livability or improve working conditions.


OWENS - ILLINOIS INSULUX GLASS BLOCK



Insulux Glass Block is a functional building material—not merely a decoration. It is designed to do certain things other materials cannot do. Investigate!




One of the many residential uses for Insulux Glass Block is shown in the stair hall of this home in the Little Switzerland development. This community of contemporary homes is located on Brown's Mountain, six miles from Knoxville, Tenn. All homes are by Alfred and Jane West Clauss. Insulux brings pleasantly diffused daylight inside—privacy is assured.



In tone with contemporary exteriors. Insulux is extremely practical for daylighting entrances, stairways, bathrooms, kitchens—any room where light with privacy is desirable.

* * *

For technical data, specifications and installation details, see our section of Sweet's Architectural Catalog, or write Dept. C9, Owens-Illinois Glass Company, Insulux Products Division, Toledo 1, Ohio.



Why our new trade-mark is important to you

Every day, you place your health, your safety, your children, even your life at the mercy of manufacturers whose products you trust.

Often you do it because of some small mark which doesn't actually say anything in words, but which says volumes in the meanings you read into it.

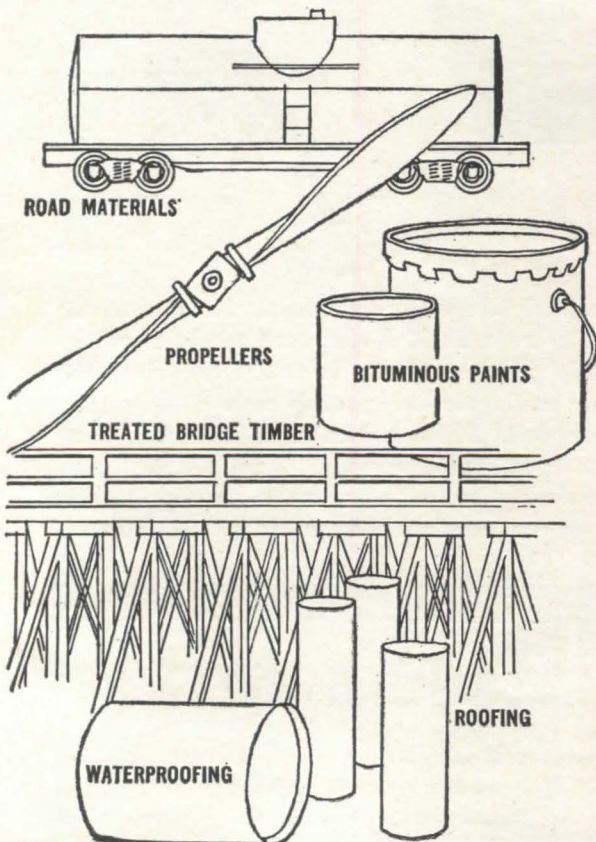
That's what trade-marks mean to the American people. In effect, the trade-mark says, "Here is a manufacturer who is so sure of this product that he puts his name on it."

That's why our new Koppers trade-mark is important to you.

There are dozens of Koppers products; there will be dozens more as opportunities expand in the rapidly growing chemical field.

Often you will not be able to see the Koppers label on those products—you can't see it, for example, on road paving material or on a bottle of medicine—but the roadbuilder sees it and the medicine maker sees it, and their confidence in it is your safeguard.

Koppers also is well known as a dependable source for many other products and services which we furnish directly, such as the design and construction of coke ovens, roofing material, piston rings, couplings, propellers for your private plane, coke for your furnace, moth balls for your clothes, paints, pressure-treated wood and scores of others.—Koppers Company, Inc., Koppers Building, Pittsburgh 19, Pa.



KOPPERS—THE INDUSTRY THAT SERVES ALL INDUSTRY

Roddiscraft

DOORS AND PLYWOOD

*More
for Everybody*

**Stock size ordering
..greater production**



By devoting our production exclusively to stock sizes, we have been able to increase materially the volume of Roddiscraft products going to our customers. While this greater volume is still insufficient to meet all requirements, *more* customers are getting *more* Roddiscraft flush veneered doors and plywood. Plus-production of stock sizes has enabled us to increase our output considerably. Adequate stocks will be maintained in our conveniently-located warehouses to supply the Roddiscraft doors and plywood you need at the moment you need them.

Roddiscraft WAREHOUSES

CAMBRIDGE 39, MASS.	229 Vassar Street
CHICAGO 8, ILL.	1440 W. Cermak Road
CINCINNATI 2, OHIO	457 E. Sixth Street
DALLAS, TEXAS	2615 Lotimer Street
DETROIT, MICHIGAN	11855 E. Jefferson Ave.
KANSAS CITY 8, MO.	2729 Southwest Blvd.
LOUISVILLE 10, KENTUCKY	1201-5 S. 15th St.
LONG ISLAND CITY, N. Y.	Review and Greenpoint Ave.
MARSHFIELD, WISCONSIN	
MILWAUKEE 8, WIS.	4601 W. State Street
NEW YORK CITY 18, N. Y.	515 W. 36th St.
SAN ANTONIO, TEXAS	727 N. Cherry Street


DEALERS IN ALL PRINCIPAL CITIES

Roddiscraft

Roddis Lumber & Veneer Co.

MARSHFIELD, WISCONSIN

Do your building plans include a Restaurant?



THEN COMBINE *Safety with Beauty* IN
NORTON *non-slip* ALUNDUM FLOORS

To date the restaurant above is just an artist's drawing. However, there's nothing impractical about it, including the very practical Norton Floor which provides a wear-resistant surface that is permanently non-slip, even when wet. Here ALUNDUM Aggregate has been added to marble to make the terrazzo floor in entry way and restaurant safe

from slipping hazards. ALUNDUM Ceramic Mosaic Tile adds a decorative pattern to the floor around the soda fountain, at the same time guaranteeing safety and wear resistance. For free color samples, or for further information as to how you can combine safety with beauty in your floors, stairs and ramps write to:

NORTON COMPANY, WORCESTER 6, MASS.


ALUNDUM — Registered Trade-mark for Norton Company's Aluminum Oxide Abrasive

See our catalog in Sweets

NORTON *non slip* ALUNDUM FLOORS



Here's the "Camel" that fits
GI plans today!



The famous Case CAMEL WATER SAVER Closet Combination is the ideal fixture for Veterans' housing and remodeling.

PRODUCTION GOES HIGHER AND HIGHER in response to the tremendous demand for the CAMEL WATER SAVER—the water closet that provides Case quality within the limitations of "GI" budgets.

One of the most popular and practical fixtures we have ever developed, the CAMEL has the merits of neat, modern appearance and thorough, quiet flushing with *minimum water consumption*. Free-standing design, vitreous china construction and efficient fittings make this a "luxury" bathroom appointment at a cost that Joe and Jane can well afford.

Case plumbing fixtures are distributed nationally. See your Classified Telephone Directory or write:

W. A. Case & Son Mfg. Co.
Buffalo 3, N. Y. Founded 1853.

Case


LIFETIME PLUMBING FIXTURES

FOR INDUSTRIAL WIRING



The Modern Way is the Electrunitite Way

**ELECTRUNITE E. M. T. . . . THE ORIGINAL LIGHTWEIGHT
RIGID STEEL RACEWAY . . . SIMPLIFIES INSTALLATION
PROBLEMS . . . SAVES TIME AND WORK ON EVERY JOB**



Because **ELECTRUNITE E. M. T.** (Electrical Metallic Tubing) is threadless—requiring no excess metal to act as a base for thread-cutting—its weight is less than half that of ordinary threaded-type conduit. Hence it is easier to handle . . . helps to take the "arm-ache" and "back-break" out of overhead line installations.

12 Advantages

1. FULL PROTECTION
2. NO THREAD-CUTTING
3. INCH-MARKING
4. LIGHT WEIGHT
5. EASY TO BEND AND REBEND
6. STANDARD FITTINGS
7. EASY TO INSTALL
8. UNBROKEN CORROSION RESISTANCE
9. KNURLED INSIDE SURFACE
10. UNIVERSAL ACCEPTANCE
11. LOW COST
12. WIDESPREAD DISTRIBUTION

Just as modern industrial plants need modern electric wiring circuits, so, too, do they need dependable, modern protection for those circuits . . . protection in the form of Republic **ELECTRUNITE E. M. T.**—the streamlined wiring raceway.

With threadless **ELECTRUNITE E. M. T.**, dirty, tedious thread-cutting is a thing of the past . . . replaced by up-to-date, simple compression-type fittings. Quickly tightened with wrenches or pliers, these fittings create strong, water-tight joints which will not work loose under vibration.

Weighing less than half as much as ordinary threaded-type conduit, **ELECTRUNITE E. M. T.** is easier to bend, and easier to handle—especially in cramped, hard-to-reach locations.

Yet, because it is made from tough, cold-rolled steel, **ELECTRUNITE E. M. T.** meets Underwriters' Laboratories requirements for adequate mechanical and electrical protection . . . and is approved by The National Electrical Code for exposed, concealed and concrete slab construction.

That's only part of the story. For complete details about the many advantages of modern **ELECTRUNITE E. M. T.**, see your Steel and Tubes Division Representative, or write to:

REPUBLIC STEEL CORPORATION
STEEL AND TUBES DIVISION • CLEVELAND 8, OHIO
Export Department: Chrysler Building, New York 17, N. Y.

SEE SWEET'S FILE

or write us for detailed information on these Republic Steel Building Products

Pipe—Sheets—Roofing
Enduro Stainless Steel
Toncan Enameling Iron
Electrunitite E. M. T.
Fretz-Moon Rigid Steel Conduit
Taylor Roofing Ternes
Berger Lockers, Bins, Shelving and Kitchen Cabinets
Truscon Steel Windows, Doors, Joists
and other building products




Republic

ELECTRUNITE E. M. T.

Reg. U. S. Pat. Off.

LIGHTWEIGHT THREADLESS RIGID STEEL RACEWAY

Let's look at it through a woman's eyes...




One in a series of "NEW FREEDOM

GAS

KITCHEN" designs

*shown currently in a list
of important women's magazines*



It's her bailiwick! It's the place where she spends most of her time, does her most absorbing work! So it's no wonder women are more interested in the kitchen than in any room in the house . . . are full of ideas on kitchen planning which you, as architects and builders, will be interested in noting! For example, here are some of their actual comments from a recent survey conducted on this particular "New Freedom Gas Kitchen" design:

Re: the layout: "Shows how even a double-purpose kitchen can be both compact and step-saving!" "Very practical arrangement of work areas." "Light and airy—plenty of cabinet space." "Handiest breakfast bar I've ever seen . . . grand for children!" "Love the big picture window!"

Re: the equipment: "I sure would enjoy cooking on that streamlined new Gas range—why, it even has automatic clock controls!" "I've always preferred cooking with Gas. It's faster, cheaper, and gives better results." "I want a Gas refrigerator, too. It's silent—and always dependable." "As far as I'm concerned, there's nothing like Gas service throughout the house!"

Re: the decorative treatment: "So bright and cheerful . . . red and green are my favorite kitchen colors!" "The flower sink is a wonderful idea!" "I see two things I've always wanted in my kitchen—a utensil rack and a telephone!" "Like the book and tray shelves." "This kitchen looks so modern and easy to keep clean!"


ONE THING STANDS OUT! The vast majority of women want clean, economical, dependable Gas as their "new freedom" kitchen fuel! In 20 million homes throughout America women are cooking with Gas *now* . . . enjoying the speed, flexibility and dependability which *only* the Gas flame can offer. Gas is the preferred fuel for refrigeration and water heating, too . . . as well as for

automatic house heating and up-to-the-minute year round air conditioning. That's why it's wise to recommend Gas equipment for all 5 jobs in the homes you plan and build. Your local Gas Company will be glad to give you complete technical details on modern Gas practice, appliances and systems.

AMERICAN GAS ASSOCIATION

MASTER BUILDERS

WITH
STONE



Master builders of antiquity thirty-four centuries ago conceived and built the mighty temple which still stands at Karnak, in Egypt.

Their knowledge of design was limited to the tapering "batter" wall and the column-and-lintel, bearing a massive flat roof—structures derived from ancient wood or mud-brick houses. But we can marvel at the ingenuity and perseverance with which they quarried their huge stones, dressed them, and raised them in this temple, whose central columns, more than 10 feet thick, tower 76 feet high!

As to their builders' acquaintance with engineering principles, we know little. One theory is that stones were raised into place with rockers, by leverage and blocking, along huge inclined planes of sand.

Modern master builders work with strong, compact structural steel, which bears loads undreamed of in antiquity, and forms a framework making possible designs of infinite variety. Bethlehem's introduction of wide-flange structural shapes, nearly forty years ago, marked the dawn of a new era in steel construction, bringing larger possibilities and greater latitude in the use of steel to builders and designers of our day.

BETHLEHEM STEEL COMPANY, BETHLEHEM, PA.

On the Pacific Coast Bethlehem products are sold by Bethlehem Pacific Coast Steel Corporation

Bethlehem
**STRUCTURAL
SHAPES**





**AEROFIN Gives You
Quick Heating . . . Fast Cooling**

Plus Proven Durability, resulting from rigid material specifications and tough inspections.

Freedom from Service and replacement costs due to thorough application engineering.

Accurate Ratings which are maintained through the life of the installation.

Easy Installation because of light weight and unit assembly.

Air your problems with an experienced AeroFin Engineer.

Over 100,000,000 feet of AeroFin have been specified for **DEPENDABLE PERFORMANCE** in Air-Conditioning, Heating, Cooling, Condensing.

AeroFin is sold only by Manufacturers of Nationally Advertised Fan System Apparatus—List upon Request.

AEROFIN CORPORATION

412 South Geddes Street

Syracuse, New York

CHICAGO • DETROIT • CLEVELAND • NEW YORK • PHILADELPHIA • DALLAS • TORONTO

HUBBELLITE

is a Floor Surfacing

that repels roaches. (Think what this means to a restaurant, bakery or hospital.)

that inhibits many molds and bacteria growths. (Think what this means to sanitation and odors in kitchens, bakeries and locker rooms.)

that is static-draining, non-sparking, non-dusting, non-denting under ordinary point loads. (Think of mills and factories.)

that resists food and kitchen fats and oils. (Think of a kitchen floor that will not go to pieces.)

that withstands neutral oils and greases. (That means it will not dissolve under machine shop conditions.)

that comes in several colors and is monolithic—no joints. (Applied only $\frac{3}{8}$ " thick over concrete or good wood.)

that rivals cement or hardwood for wear. (Resilient, yet tough enough for constant foot and light wheeled traffic.)

HUBBELLITE

IS SOMETHING TO KNOW ABOUT



These claims for Hubbellite are conservative, but we realize they sound like an awful stretch, just stated baldly like this. We have records of tests from impartial scientists and also of actual installations. Will you write for literature on the particular feature of Hubbellite that interests you most? Or better—ask for the complete account. You never know when you'll get a call for any one or all of Hubbellite's qualities. Write





H. H. ROBERTSON COMPANY

2404 Farmers Bank Building
Pittsburgh 22, Pennsylvania



Offices in 50 Principal Cities
World-Wide Building Service

*A Modern Home
Needs a Modern Hinge*



**BUT JUST WHAT
IS A "Modern HINGE"?**

It's one, of course, that is completely hidden from view. A hinge is a utility—not a thing of beauty—and should be kept out of sight. That's the big, modern advantage of Soss Invisible Hinges. This hinge eliminates unsightly broken surfaces—surfaces marred by protruding butts and, naturally, it provides far greater opportunities for artistically designed doors, cupboards and secret panels. It contributes to streamlined interiors by permitting those flush surfaces that make the home of today so distinctly modern.

*Write for the Soss "Blue-Print Catalogue."
This catalogue gives full details for the many
applications of this modern hinge. Sent free
to you on request.*

SOSS MANUFACTURING COMPANY
21765 HOOVER ROAD • DETROIT 13, MICH.



SOSS

Invisible HINGES

*The Hallmark
OF TOMORROW'S HOME*

Photo at top:
Iowa Electric Light &
Power Station, Cedar
Rapids, Iowa. Abell-
Howe Co., Engineers;
Paulson Construction
Co., Contractors.



THE TRUSCON DONOVAN WINDOW

**a powerhouse
of opportunities
for powerhouse
design . . .**

No other steel window offers the architect and engineer such a wide range of features for distinctive design and functional efficiency in the planning of powerhouses and similar structures requiring large window openings mechanically controlled. The Truscon Donovan Window delivers these advantages on such jobs:

1. All operator control mechanism is completely concealed in the window unit, resulting in the elimination of unsightly control arms and shafts.
2. Extra size and weight of Donovan hot-rolled sash sections permit construction of units in sizes exceeding anything possible with conventional types of windows.
3. All operating mechanism is readily accessible for inspection and repair, insuring uninterrupted window function and reducing maintenance cost to a minimum.
4. Units with integrally built operators are shipped completely factory-assembled, making total installed price unusually favorable.

Over 25 years experience in the manufacture and sale of this exclusive Truscon window assures you and your client of excellent service, both from the standpoint of initial value and lasting efficient operation. Write for detailed information on Truscon Donovan Steel Windows.



*Truscon
Donovan
Steel Window
Installation, Iowa
Electric Light and Power Station,
Marshalltown, Iowa. Abell-Howe
Co. Engineers and Contractors.*

TRUSCON STEEL COMPANY

Reg. U. S. Pat. Off.
YOUNGSTOWN 1, OHIO • Subsidiary of Republic Steel Corporation

Manufacturers of a Complete Line of Steel
Windows and Mechanical Operators . . . Steel
Joists . . . Metal Lath . . . Steeldeck Roofs . . .
Reinforcing Steel . . . Industrial and Hangar
Steel Doors . . . Bank Vault Reinforcing . . .
Radio Towers . . . Bridge Floors.



PUT CARDOX FIRE PROTECTION
on your Modernization Plans

If you have buildings under construction or projected that present tough fire hazards, check the facilities of Cardox Research Division and Engineering Department for helping you provide the most effective protection.

Utilizing the wide experience gained in developing fire extinguishing systems now guarding many of the most severe hazards in American industry, these fire protection specialists will recommend a system engineered to the specific hazards encountered.

Analysis will cover all engineering factors involved, including the careful study of the nature of each hazard, fire characteristics of combustibles and operations, types of application and quantity of extinguishing medium for most efficient extinguishment. Such an analysis costs you nothing, but can be of vital importance to you.

How Cardox CO₂ Provides Enhanced Extinguishing Performance

The enhanced extinguishing performance of carbon dioxide, as controlled and applied in Cardox Systems, is due to these four basic factors: (1) It has uniform extinguishing characteristics regardless of plant or atmospheric temperatures; (2) It is available in ample quantity for application at high rate and for total flooding (when necessary) of large areas; (3) It provides high CO₂ "snow" yield for increased cooling effect; (4) It achieves effective projection through relatively great distances—even outdoors.

For further information and typical examples of the broadened performance scope of carbon dioxide as applied in Cardox Fire Extinguishing Systems, write for Bulletin 1596.

CARDOX CORPORATION
 BELL BUILDING • CHICAGO 1, ILLINOIS
 District Offices in New York • Philadelphia
 Washington • Pittsburgh • Cleveland
 Detroit • Cincinnati • Houston • Los Angeles
 San Francisco • San Diego



Cardox CO₂ is supplied instantly in pounds or tons from a single Storage Unit containing 500 pounds to 125 tons at controlled low temperature of 0°F. and 300 p.s.i.



Douglas Fir Doors Are Being Produced in Quantity for the Reconversion Housing Program

TODAY, most Douglas fir doors are being channeled to meet the needs of the Reconversion Housing Program.* This, combined with the shortage of shop lumber from which stock doors are made, makes the supply situation for general needs very critical. However, even though current demand for housing and inventories is momentarily overwhelming, productive capacity is

ample to produce more doors almost immediately if the quantity of raw materials available to the factories is increased in the period ahead. But when fir doors are readily available again you can be assured that every door will be produced to high quality standards by modern precision methods.



*Study the Pre-fit and Factri-fit features of Douglas fir doors. They provide the biggest advance in stock door values in a decade; save time and labor in installation, improve appearance of doors in use.

Every door will be sturdy, attractive, durable—made according to rigid requirements of Commercial Standard 73-45 governing manufacture of fir doors.

Douglas Fir DOORS
FIR DOOR INSTITUTE
Tacoma 2, Wash.

*Remember!
NATURE MAKES
DOUGLAS FIR
Durable!*

Durable Douglas Fir Doors are made from all-heartwood, vertical-grain, old-growth Douglas fir.

PRE-FIT

Douglas fir doors will be available pre-fit to exact book size . . . ready to hang without on-the-job sawing and fitting.

PRE-SEALED


Douglas fir doors will be available pre-sealed . . . a feature which improves dimensional stability, reduces moisture absorption, and eliminates the need for one prime coat.

FACTRI-FIT

Douglas fir doors will be available completely machined on order—pre-fit, gained for hinges and mortised or bored for locks. Doors will be grade-marked, of course—for ease in specification and ordering. Scuff-strips will protect the precision-cut corners during handling and shipping. They will be better doors in every way!


THE NATIONAL ASSOCIATION OF FIR DOOR MANUFACTURERS

INSULATE AS YOU BUILD






... Insulation Outside:

Insulite sheathing builds a strong, weather-tight, windproofed wall... providing effective insulation.



... Insulation Inside:

Insulite Sealed Lok-Joint Lath provides a strong, rigid plastering surface... plus a second wall of insulation.



Vapor Control

Insulite Lok-Joint Lath, with asphalt barrier against the studs, retards vapor travel. And Insulite sheathing, being permeable to vapor, permits what little vapor that escapes the barrier to pass on toward the outside.

Refer to Sweet's File... Architectural Section 10 a/9.

INSULITE

Insulates as you build


INSULITE
Minneapolis 2,
Minn.



The Original and Best* Wood Fibre Structural Insulating Board
*As Determined by Leading Testing Authorities.



STRONG HEART



WESTINGHOUSE HERMETICALLY SEALED COMPRESSOR

Your **BEST Buy** in Air Conditioning because . . .

1. Completely enclosed mechanism—sealed-in power, sealed-out trouble. No exposed moving parts.
2. Direct drive—no belts, pulleys or couplings to adjust or replace.
3. No shaft seals—or stuffing boxes to develop leaks.
4. Compact design—makes it easy to handle and install. Saves valuable floor space, eliminates special foundations.
5. Self-cooled motor—guards against over-heating and permits installation in unventilated space.
6. Positive lubrication system—forces oil to all wearing surfaces. Lower maintenance cost, longer life.

In an air conditioning system **STRONG HEART** means . . . a **WESTINGHOUSE HERMETICALLY SEALED COMPRESSOR**

No air conditioning system can be better than its compressor—the *heat pump* that makes it work. And if anyone tries to tell you that all compressors are alike, just show him this cutaway of a Westinghouse.

One reason it gets top billing in the industry is that we've designed it at high rotational speed—for steady power, without pulsations. But, at the same time, we've held the piston speed down—for quietness and long life. Then, we put all the rotating elements on one shaft—and sealed the whole unit hermetically! No wonder it takes so little space, is so easy on the power bills . . . and *it doesn't leak!*

Performance like this calls for precision finishing and fitting at every step. It built such a reputation before the war that we haven't been able to meet today's demand—yet. It's not too early, however, to start your planning—to insure prompt delivery when these units roll off our production lines in *quantity*. As a first step, write for a free copy of "How to Plan Correct Air Conditioning" to the B. F. Sturtevant Company, Hyde Park, Boston 36, Mass.

80016

NOW, IT'S WESTINGHOUSE PLUS STURTEVANT

Westinghouse Air Conditioning is teamed up with another famous name in the industry—Sturtevant. This combination offers you the *only source* where design and manufacture of all major components are an undivided responsibility. Because one organization does the whole job, equipment can be depended on to deliver maximum efficiency when *working together . . .* to give economical, trouble-free service for years to come.

Sturtevant
REG. U.S. PAT. OFF.
Puts Air to Work

B. F. STURTEVANT COMPANY • DIVISION OF

Westinghouse
ELECTRIC

HEATING • VENTILATING • AIR CONDITIONING • PRECIPITRON • DRYING • DUST AND FUME CONTROL • MECHANICAL DRAFT

A
B
C's

The

Highly efficient combustion chamber is specially formed to streamline the flow of gases and prevent collection of sediment on crown sheet.

Boiler tubes scientifically staggered for maximum heat transfer.

All tubes readily accessible for complete and easy cleaning.

OF EFFICIENT BOILER DESIGN"


D Flue and fire doors of sturdy cast iron. Doors and frames precision ground and fitted.

E Removable plate for insertion of hot water coils and for internal inspection.

F Submerged coil for year 'round service hot water.

G Patented service hot water connection at rear of boiler.

H Integral base results in gas tight unit.



Jacketed "C" type boiler for medium-size construction. There is a special Spencer type for every firing method—every building size. Capacities range from 400 sq. ft. to 42,500 sq. ft. (steam) — unqualifiedly guaranteed.

A good boiler is cheap at any price. When a Spencer, the best in heating carries *no price premium* . . . it is sound business practice to have one on your job. Write or wire for a catalog of the complete line of modern, all-fuel Spencer steel boilers *today*.

SPENCER HEATER


Division—The Aviation Corporation, Department A-7



Cast Iron and Steel Boilers SINCE 1890

Williamsport, Pennsylvania

ATLAS LABOR-SAVING *SPEED* FORMS



Housing Project at Portchester, N. Y. • Portchester Fuel Company, Developers

**Costs Less Than
Cinder Blocks**

Because you Save both
on labor and materials.

**Better Than
Concrete Block**

Solid and easier to
waterproof.



WEDGE BOLT

Speedy Erection—Forms
go together quickly
with no thread bolts.

Union Carpenters Will
Handle Speed Forms.

A House Foundation a Day

**New PROCESS
for CONCRETE CONSTRUCTION
FOR RENT or SALE**

ARCHITECTS, Engineers and Contractors are amazed at the speed and savings they make with Atlas STEEL Forms. In housing projects, they get a sound, water-proof foundation a day, including stripping, moving, erection and pouring at a much lower cost than with cinder block or wood forms. In apartment house, Industrial and heavy construction, they make savings of 25% and more in comparison with wood forms. Finish is smooth and uniform — no grain marks — nothing to remove. Irregularities and inserts are easily accommodated. Light-weight — anyone can lift them. Strongly built of steel — good for an indefinite number of uses.

Available for Early Delivery

SEND FOR ILLUSTRATED FOLDER NO. 5

Irvington Form & Tank Corp.

New York City Sales Office • 43 Cedar Street
Tel. BOwling Green 9-4030

Irvington 15, New York

Some New Users

H. K. Ferguson Eng. Co., Cleveland, Ohio — Sherwin Williams Plant, Cleveland, Ohio, Homer T. Borton, Arch.
Wigton Abbot Co., Celanese Corp. Bldg., Belvedere, N. J.
F. H. McGraw, Oceanport, N. J., Monmouth Park Jockey Club
Brown & Matthews, Inc., N. Y. C., E. R. Squibb Plant, New Brunswick, N. J.
Hillsmith & Co., Dayton, Ohio, Sears Roebuck & Co. Store, Dayton, Ohio. Nimmons, Carr & Wright, Arch. Engrs.
Donald M. Love, Philadelphia, Pa. Housing Project
Benoit's Red-E-Mix Concrete Co., Bontiful, Utah, Housing Project
Henry W. Streeter, Corp., Elmira, N. Y. Moore Business Forms, Inc., Bldg. Dunne Lyman & Assoc., Arch.
Island Dock Co., Inc., N. Y. Swimming Pools
Kingston Contracting Co., Lebanon, Pa. Dam
Gunite Service Corp., Philadelphia, Pa., Housing Project

*Everyone wants a
House with a Sound
Foundation and
Dry Cell*




3 Units Atlas
SPEED
Forms

Light Weight — Even a
baby can handle them.

ATLAS STEEL FORMS FOR EVERY PURPOSE

Boiler for Today



Oil, Gas, Stoker, 2680
to 42,500 sq. ft. steam.
Hand Fired Coal, 2680
to 35,000 sq. ft. steam.

Here is the modern low pressure steel boiler for modern heating systems . . . a boiler which responds enthusiastically to thermostat demands under automatic firing . . . oil burner, gas burner, coal stoker, and hand fired coal, in all heating systems . . . steam, hot water, vapor, vacuum, and panel heating or air conditioning. This is the "D" Type . . . developed product of generations of Fitzgibbons boiler makers trained in a boiler-making community—Oswego, N. Y. This is the boiler for today.

You will want a copy of the new Fitzgibbons "D" Type Catalog. It is full of information and complete technical data and tables. Many helpful sections, such as "how to select a boiler in accordance with the approved Rating Code of the Steel Boiler Institute" are also included.

See Sweet's Catalog, section 29d/5 for additional data on this and other Fitzgibbons products.



60TH
YEAR

Fitzgibbons Boiler Company, Inc.

General Offices: 101 PARK AVENUE, NEW YORK 17, N. Y.
Manufactured at OSWEGO, N. Y.
Sales Offices in Principal Cities

Write today
for Catalog 1D



REG. U. S. PAT. OFF.

On every Fitzgibbons "D" Type steel boiler you will find displayed the SBI symbol. The Steel Boiler Institute has for its purpose the development and maintenance of the highest standards in steel boiler design, and the positive assurance of the correctness of steel boiler ratings. Thus the SBI mark combines with the Fitzgibbons trade mark in assuring satisfactory performance in the "D" Type boiler you select.

FITZGIBBONS "D" TYPE

BUILDING A MARKET FOR DESIGN

IT MAY seem strange even to consider such a topic when the demand for design services are at an all time peak, when architectural and engineering offices are so busy they can find neither the time nor the trained personnel to execute the commissions that are offered, when the professions as well as all other business are in a "sellers' market." Yet this is precisely the time when a re-examination of methods of organization, of production, of promotion and merchandising is most necessary to insure the professions' increasing share in both the present and future markets. It will be much too late when there is a buyers' market.

With so much design work clamoring to be done, all sorts of organizations are expanding to handle it, and such organizations constitute the future competition of the professional firms in private practice. A list of such competitors of the profession would include the so-called industrial designer, the "complete production" firms (which offer all design, construction and equipment services, delivering a building complete), the contracting firm, with "our own designer and architectural department," the plan-book or ready-made blueprint sellers, the corporations with their own design-and-construction departments, and the government architectural and building bureaus, local, state or national.

Of course the profession must expect competition; there is nothing new in this. In fact, if my memory serves me aright, it was just this sort of competitive situation that brought about the formation of the American Institute of Architects. It was the desire of the founding group to be "of ever-increasing service to society" by establishing a firm business and ethical basis for carrying on their design work, both in their own and the public interest.


This is the crux of the matter: on what basis, under what policies and procedures, by what methods will the public be convinced of the best methods of obtaining their ends — better buildings and communities, safe, efficient, economical and esthetically satisfying? Through the competition among the groups just listed the public will be able to make its choices; one or two types of organization will emerge as preferred because of their efficiency in producing the kind of service and the tangible results that the public wants. Certainly the profession must be as alert to changing business techniques as to changing building methods.

It may well be that in order to serve society better, new responsibilities must be assumed, new or more complete services must be offered. New types of organizations, new methods of doing business, new forms of contracts, new instruments of service, new educational and public relations techniques may well be indicated. Perhaps some sacred cows must be sacrificed, some traditional taboos relegated to the discard. A study of the methods of the professions' competitors would show their strong points (perhaps their more modern merchandising methods for one thing), might unearth better public relations techniques, might suggest ways and means to be adopted or adapted to increase the efficiency, effectiveness and influence of the profession without compromising fundamental professional or business ethics. Only alertness to the possibilities of improving the quality and scope of architectural service will insure an expanding market for the professions' services.

Kenneth K. Stowell


EDITOR

SEA -




Through the collaboration of "World Ports," Mr. Neutra's vision of the Port of Tomorrow is presented also for officials of port authorities, terminals and ship lines

LAND TRANSFER



BY RICHARD J. NEUTRA
ARCHITECT AND CONSULTANT



GREGORY WARCHAVCHIC Photo

"If these postwar days of world wide port construction and reconstruction will not warm us up to truly new plans, grandly adjusted to a singular opportunity of rejuvenation, then we may not live to see a similar chance arrive once more." All his life a zealous observer of ancient and modern seaports of all the Seven Seas, the author long ago turned his passion for PLANNING toward ports, to the economics that make them transfers, not terminals ("Terminals? — Transfer!" *Architectural Record*, Aug., 1930), and to the people who toil in them . . . "A seaport constitutes a link in a vastly extended national and global machine, but it also constitutes a community, with human requirements and contemporary living standards."

THE first world-renowned ports of the western hemisphere were, I believe, St. Thomas, in the Virgin Islands and Porto Bello, on the north coast of Panama. In the 16th century they illustrated those two distinguishable historical types: the *transfer* and the *port without a hinterland*.

Through Porto Bello, for more than four generations, before buccaneer Henry Morgan sacked it thoroughly in 1668, went all the precious metals of Peru that were shipped up from Lima to the great dividing isthmus, and again all the manufactured commodities and all the adventurous passengers from back home, en route to New Spain beyond the seas and mountains.

By contrast St. Thomas was an end in itself, the hide-out, the pirate's den, the gambling spot of the Carribean. It became all of that pretty soon after the Columbus fleet, groping along, had found its passage between these lovely isles, so fit for ambush and so little connected with anything beyond them.

But, generally speaking, many seaports had for long been points at which regular voyages simply seemed to come to their end, to *terminate*. Rio de Janeiro is typical for this sort of a colonial port, which, rather isolated by itself, develops to repeat in time the towns of the home country, or even surpass them, *but from which no great inland route takes its start*.

"Inner Brazil" is even at this late date amazingly undeveloped, in other words, full of promise — and Rio still has much less of a hinterland than, for example, Santos-São Paulo to the south.

In very recent times, it was surprising how short a distance one could drive an automobile inland out of the

metropolitan area of so vast a city as Shanghai. In many historical cases like these, the port almost seemed to justify the expression *terminal*. For the most part they filtered and delayed the further movement of people and goods, acting as sedimenting pools beyond which movement could only seep and spread — sometimes with almost imperceptible slowness. However, as Porto Bello shows, there are notable exceptions, and a curious variety in the genetics of seaports.


Some of them, even in colonial countries, developed, like Buenos Aires, *after* the "hinterland." The vast Argentine, in those first three centuries of precious metal exploitation in the new Spanish countries beyond the seas, was penetrated at a snail's pace from Bolivia and Peru. World interest in the Southern Pampas was to develop only at a much later date. Then, and only then, Buenos Aires started its fantastic ascent, to become the greatest harbor of the South Atlantic — and that *without any particular natural topography or setting*, such as helped Montevideo, to bring about its growth.

MAN-MADE PORTS

Nature was here overtaken by doings of man, as in the construction of many a modern port. San Pedro, Los Angeles, which in *natural* advantages cannot compare with the unique bays of San Francisco, and an ample number of similar cases would encourage us not to let things happen fatalistically but to *correct fortune by plan*.

It is good to shun alibis which blame nature for our failures. It can be shown that *man-made construction and planned circumstances can often prevail*.

In some cases they do prevail to an amazing degree,



St. Thomas, Virgin Islands, West Indies (above): A typical port without hinterland; it is the historical counterpart to Porto Bello, the famous isthmus transfer of the 16th century Spanish trade from the Atlantic to Pacific, the "South Sea" and greater Peru. St. Thomas and Porto Bello make up the earliest examples of world-renowned ports in the Western Hemisphere.

Far East, Colonial-Portuguese Port of Macao (above, 2nd & 3rd drawings, l. to r.): Waterfronts used to have their architectural flourish, and, even with their habitual depravity, were

more personalized and more in human scale than the exhaustingly far-flung, monotonously stretching, unoverseeable shore installations of late-Victorian ports. In Chinese-Portuguese Macao, the ship-to-brothel distance is as short as the walk a man from a buccaneer crew had to take on shore in St. Thomas of the Virgins, to pawn his bit of booty and to get roaring drunk after. Modern ports will be more orderly and sanitary than those of the olden days, but they will also, beyond their technification, be more human than they have been in past and present examples

as in Santos, which now, quite unexpected by earlier generations, contests the rank of Buenos Aires.

Almost like Hongkong or Singapore, Santos is situated on an island; like the above described Rio, it seems naturally cut off — by a coastal mountain bank, a divide and a bluff of several thousand feet — from an interior that with all its water streams used to turn its face away from the coast and toward the large river of the west.

It seemed by no means a promising situation or physiography for a world harbor, but the unique reversing of water ways on the high plateau, the construction of a system of artificial lakes to head a series of great hydroelectric plants down coastward, have transformed the entire region of harbor and hinterland into one of highest industrial potential, into a region with import needs that match its huge and bulky export possibilities. From a one-outward-cargo harbor, Santos has now quickly grown to a most diversified receiver as well.



Considering such gigantic successes of modern technological ingenuity, the mere systematic perfection of what too long has been called "port terminal operations" seems encouragingly less difficult.

The fundamental attitude here must be *transfer not terminal*. Coordinated, continuous flow fits modern mass transactions best, with no static ending to them anywhere.

SEAPORT ALSO A HUMAN COMMUNITY

A seaport constitutes a link in a vastly extended national and global machine, but it also constitutes a community, with human requirements and contemporary living standards.

A port has to be considered as to the ultimate capacity it will have, when all its natural potential is fully realized by resourceful engineering in keeping with the economic possibilities of the region served. Then, once this ultimate but clearly limited capacity — the number of ships berthed, the tonnage and kind of goods to be transacted — is as well established as possible, a refined quantitative analysis must be made, and not merely as to trackage of classification yards, floor footage of warehousing, size of graving docks, and facilities for voyage repairs. *Human elements must be recognized and computed*: the numbers of stevedoring personnel, on the basis of contemplated mechanical equipment; and the entire human crew, from pier guards to fire fighters, cargo checkers, skilled mechanics and maintenance men, from steamship agents and pilots to time keepers, railroad employees, and switchboard girls, who all will have to serve this transfer. *Finally the total population tributary to it*, in terms of families, children, adolescents, adults, and oldsters will have to be accommodated. All will live nearby and in articulated residential neighbor-



Naples, Waterfront in Need of Rejuvenation (above, 4th drawing): Ah, Naples! — a glamorous name: but it was a drab, essentially 19th century waterfront, which the Germans blasted to bits before they left. Two and three story warehouses, with diminutive aprons in front, cast the shadow wherein a tired longshoreman could rest his head on a rubbish heap to hold siesta. Naples will have a new and a greatly promising start like Le Havre, Marseille, Hamburg.

Tug With Two Floating Sidings (above, 5th drawing): The

freight bagged, crated and palletted uniformly; the huge containers, of which two or three make up the load of a truck trailer; or the flowing type of bulk, like oil, grain or coke, unloaded, handled, transported, stored and warehoused: all these—together with the size and type of carrier from which and to which goods are transferred—are the basic subject of technical port design. Handling larger units, tugging a dozen box cars on floating sidings, gives more efficiency than movement piecemeal and in petty quanta

hoods of easy commuting distance to the waterfront.

To design a port in this sense means indeed apportioning lanes and transit storage or parking for highly diversified traffic, but it also means calculating and pleasantly supplying the required number of grade school classrooms, day care centers, kindergartens, health substations, transient hotel rooms, less transient apartments, and garaging; above all, of stable homes, and the various recreational and auxiliary amenities which paleotechnic builders always seemed to forget but which modern people insist on. Convenient local shopping, lunch hours, evenings and weekends spent in wholesome recreation call for provisions in the plan; as well as properly laid-out industrial zones and practically connected subdivisions for such light manufacturing as will logically congregate about the port.

Among a host of specialized technical experts, the architect will keep his place if he is skilled to evaluate the human motor behind all the machinery, and is intent on avoiding its exhaustion, by ponderable and, often enough, by subtle imponderable means.

COOPERATION OF AGENCIES

To achieve the desired broader integration, a close cooperation of many agencies is needed.


When chairman of the California State Planning

Board and visiting for mutual information with local commissions, I was often enough astounded to find that the members of a harbor board would never meet with the city planning commission or the park or school board; they would not know one member of those other civilian policy-making bodies, nor follow their work, or pay attention to the plans of, say, the local Housing Authority. Calling all groups together into one hall, into joint meetings, inviting and effecting a regional combine of neighboring communities and of the corresponding county commission, seemed to me the most deserving scheme.


PRIDE OF COMMUNITY

In past periods, not endowed with the technical means of virtually limitless multiplication, human scale was more or less naturally preserved. Standing under Galeazzo Alessi's Porta Marina, anyone could overlook Genoese shipping in one sweep. The best architect of the Republic had chosen the spot and made the layout.

In those past periods the economic activities had been more clear to all, more conspicuously over the table — in fact they were the pride and exhibit of a community. The jewelers' and goldsmiths' street, the potters' shops in a medieval or any oriental town, the glassmaking of Murano-Venice, all the industrious occupations of a



The Brand New German Built and Never-Used Grain Elevators of Buenos Aires (above, top) are an example of the need for world-wide interchangeable technique and equipment. The German contracting firms have disappeared and no other equipment but theirs fits the extensive structure. The River Port of Shanghai (above), crowded with black-sailed junks. Picturesqueness has to make up for a rational pattern.



place were quite conspicuously located and comprehensible to the eye, whether in Cairo, in Canton or in Nuremberg. The seaport with its foreign ships, big and small, was something to look at, to appraise in a glance, and to be proud of—in Antwerp, Basra, Valencia, Marseille, or Lübeck.

When, however, the real mass-handling started in the Victorian age, dry exploitation of space, material, and human beings took not only to a bewildering scale, but also to a manner not in keeping with official moral concepts. Industrial activities were generally banished out of sight and, as well as possible, relegated to ever new mistreated outskirts or sacrificed “faubourgs,” as the down-town Parisians would call them.

However, this process of pushing the new technified activities about in the community, as a bastard step-child, was, in the case of the seaport, not so easy. The waterfront was there and simply could not be pushed away. It could be developed, though, to be humanly bearable, according to an integrated plan, according to a feeling of the oneness of life—in and out of working hours—or it could be publicly and grossly exploited, humanly neglected, as a depressing man-made fringe of desert.

But in fact harbors, as in some classical examples, can also today be more attractive than railroad stations and airfields. While ships, picturesque, old fashioned, or


modern, are not and will not be as fast as streamliner trains and jet propelled planes, they are really more pleasant in their motions, arrivals and departures for anyone watching them from a café terrace, and they are less noisy.

In Montevideo the city administration has recently built a noise-removed café restaurant at the slope of lighthouse hill. The view over the harbor is the loveliest sight in town, and points the way to esthetical considerations in any new or to-be-improved port.

Arrivals and departures should be pleasant memories—for the traveler, certainly, as well as the onlooker. But as it is, they are too often memories of drab confusion, of psychological fatigue, of physical discomfort. There is no opportunity for the traveller or visitor to master and integrate his first impressions. The mere task of orientation, of finding a place, a particular office, a transit shed, a ferry—and reaching it unexhausted—should in itself be a consideration for suitable design.

WORLD-WIDE UNIFICATION

In many respects a seaport is a most significant example of today's planning problematics. In general, *land-sea transfer*, or what used to be called “terminal operation,” is becoming a systematic technique, which should lead to broadly acceptable principles and standards, just as air transfers and airfields also tend toward



"Bund" and "Go Downs" in Shanghai (left): But port work, even with all improvements, is never so hundred-per cent mechanized that it does not profoundly depend on human beings to get things done. Ports may have had their glitter and soaring incomes, but they also have too often been known for debasement of humanity, moral and physical filth. Shanghai used to boast its "bund" and numerous "go downs," where starving

coolies, with many-voiced sing-song, carried back-breaking loads, only to gain a handful of rice and to sleep nights in any dirty alley.

"Sampan," Floating Housing in Far Eastern Ports (above): Many thousands of longshoremen in Singapore must lodge their families in house boats, the watery counterpart of our emergency living in trailers with the same tendency to turn permanent.

unification all over the earth. Our technological civilization is at bottom cosmopolitan in its trends, and port designers must here be leaders and path finders.

Of course, we know that a pleasing harmonization and the shrinkage of the globe is painfully obstructed by background contrasts and economic discrepancies. Widely divergent wage scales and labor supply will engender equally divergent methods and pose difficulties in finding a common denominator for a peaceful world civilization.

Sea-land and air transfers show up this transition difficulty in brightest relief; but they also may become crystallization points for tuning a modern world together. Provincialism *per se* will finally have to wither in the face of global needs.

Too many new features and considerations to be ignored have entered the field since the pure railroad age created its harbors. There is tailgate loading of trucks. There is the cab-over-engine tractor, which has transformed the waiting truck driver into a busy man, spotting and picking up big trailers. There is the docktrain tractor pulling and depositing here and there miniature and not-track-bound freight trains (up to 12 small low units), slipping through side ports on ship, rolling along its decks, as on the floors of transit sheds, of warehouses and in the wide span halls of "portside" industries (which now can really be a mile off the waterfront).

Docktrains rise on ramps, reach overhead boxcars and special truck loading docks, and feed gravity conveyors and chutes. There is the left truck, numbly wheeling and working in boxcars, a carrier entering the inside of another carrier.

A nationwide, perhaps a worldwide, regulation and standardization of means and methods, above all, of ship length, berth length, as well as general length and cross-dimensioning of piers (of course, with all due consideration to special cases and particular requirements) may ultimately be anticipated. Also the dimensional standardization of cubage for crates, pallets and containers — in rational relation to dock and truck trailers and modernized boxcars, to customary lifting and traction equipment, as well as to tiering space and stacking height.

Optimum elementary units, established first, lead naturally to a design in multiples of such a module, which will have to find approval of the maritime commission and last but not least of the practical operators, the steamship, trucking, and railroad people, whom port administrators should mobilize as voting consultants, before architects' and engineers' proposals are given the go signal. Vessels will then not have to be shifted ahead and astern, holds will always coincide with shed doors, and the entire over-all pier traffic pattern will achieve the needed integration and harmony.

A planned port will set a new keynote, overcoming the endless drabness of material exploitation, the mere striving for technical efficiency and the debasement of humanity near an important working place. We try to find even a quicker "way out of Manchester," than to get drunk like a sailor — and it will be a more over-all wholesome way, too

1
Typical docks 750 feet wide: all electric supply lines underground; high-line double tracks along 50-foot wharf apron; fluorescently illuminated, free-span transit sheds, 120 and 200 feet deep, windowless; overpaved low-line trackage between sheds and truck-loading dock space. Warehousing largely removed from harbor to "consumer's ends" of metropolitan region. Port-maintained heavy equipment such as portal cranes, coal loading equipment, grain elevators. "Gear corrals" for stevedoring companies, with free-wheeling equipment (dock-trains, lift up trucks)

2
Lighthouse promontory park: drives and bridle paths leading toward town center, and to vacation beaches on North Shore

3
Repair docks, west, oil harbor, east (with pipe line to refinery); centrifugal pumps load a tanker in six or eight hours. 10,000 barrel barges motor to slips and refuel ships during stevedoring operations

4
Intermediate warehousing facilities accessible to railway sidings and freight-trailer parking ribbons; with 3-ft. 10-in. loading platforms, 50-ft. truck drives in front, helicopter roof loading docks

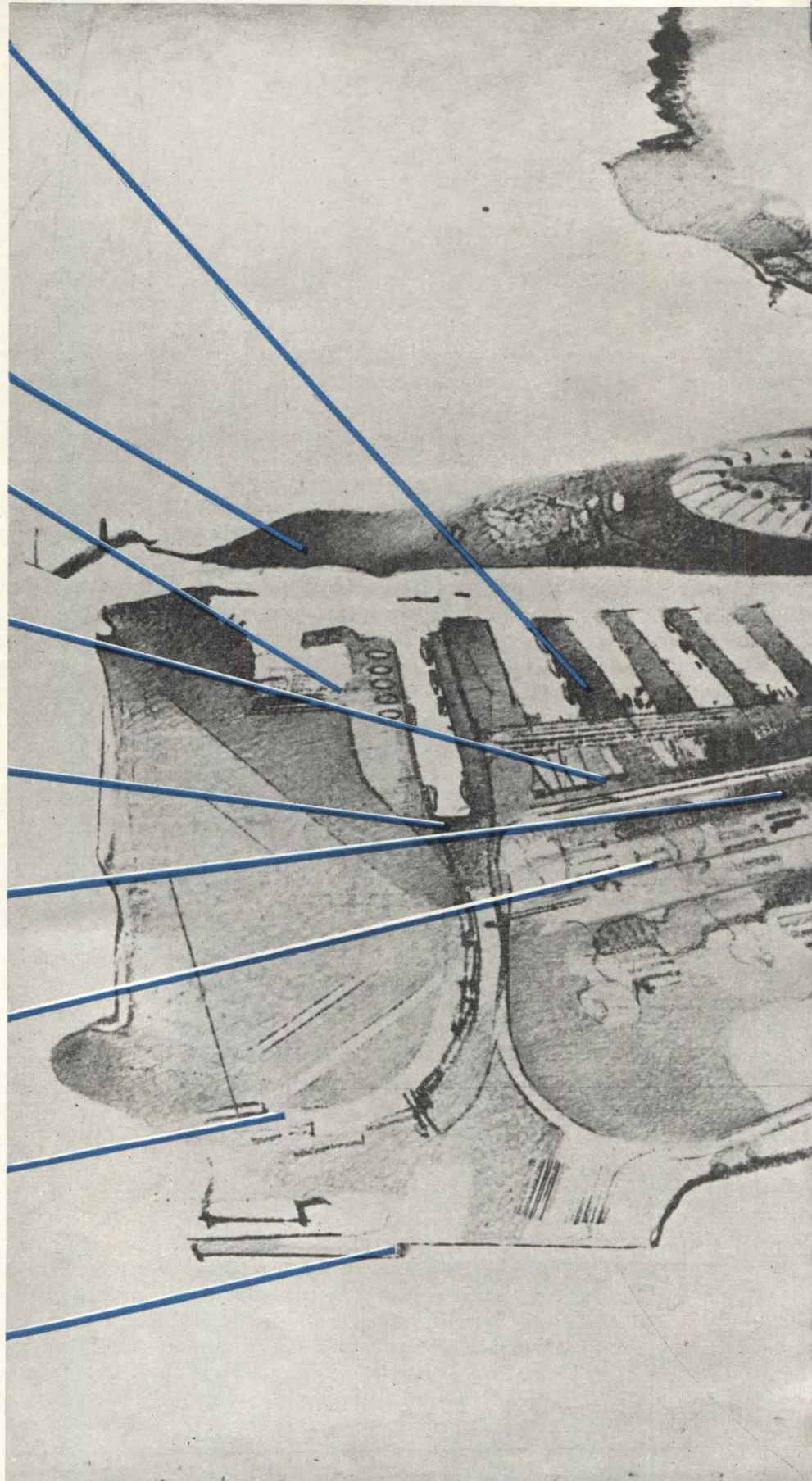
5
Lumber import and storage area. (Lumber export harbors with timber pool and port-side saw mills require special planning also in relation to inland water ways)

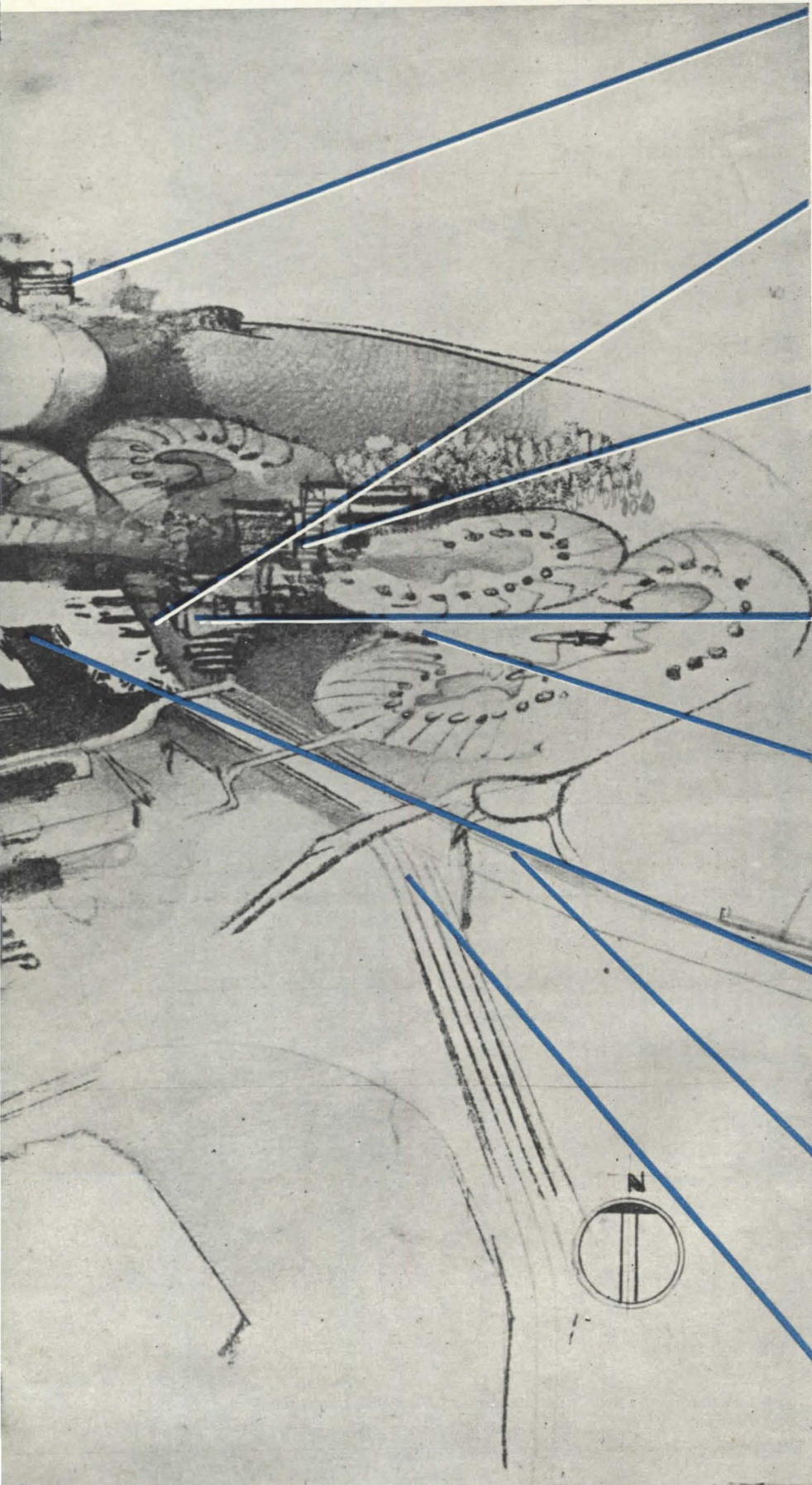
6
Employees' parking and lunch recreation area with garden-porch canteens, health stations, game facilities, all accessible to industrial operators, shore and ships' crews

7
Portside light and subsidiary manufacturing (smaller establishments without need of immediate water frontage), accessible to dock trains directly from shipside by a system of under- or over-passes

8
General freight airfield for inland distribution and collection of speed freight. Warehouses leased to companies operating their own air-carrier fleets. Dock-trains drive to wharf aprons; tracks connect directly with low and high pier lines

9
Sea plane base and entry to "extension basin," with such portside industries as require immediate water frontage or large areas; or which are obnoxious and require segregation (fish canneries; oil refining, borax, potash plants, etc.)





10

Beaches which make North Shore resorts the weekend and holiday areas of the port people and the metropolitan region, are segregated as well as possible from port traffic on land and sea

11

"The Quay." Town waterfront with ferry and suburban-island commutation wharfs; buildings of port administration, marine exchange, radar and radio operation, port police guard — headquarters, post office, etc.

12

Hotels and transient apartments at conflux of residential commuters' area, near terminal of Monorail Rapid Transit to city, central helicopter park and adjacent country club area on the northeastern rolling hills. Seamen's and port hospital on 30 acre plot in wooded area, east-northeast

13

Port shopping center slightly elevated, with central underground parking facilities above high tide line, and peripheral multi-story garage zone adjacent

14

Residential neighborhoods with belt roads and stub-end service drives, a pedestrian green core to each neighborhood, with communal recreation grounds and desirable facilities from health sub-stations to branch libraries, day care centers for children, kindergartens and grade schools

15

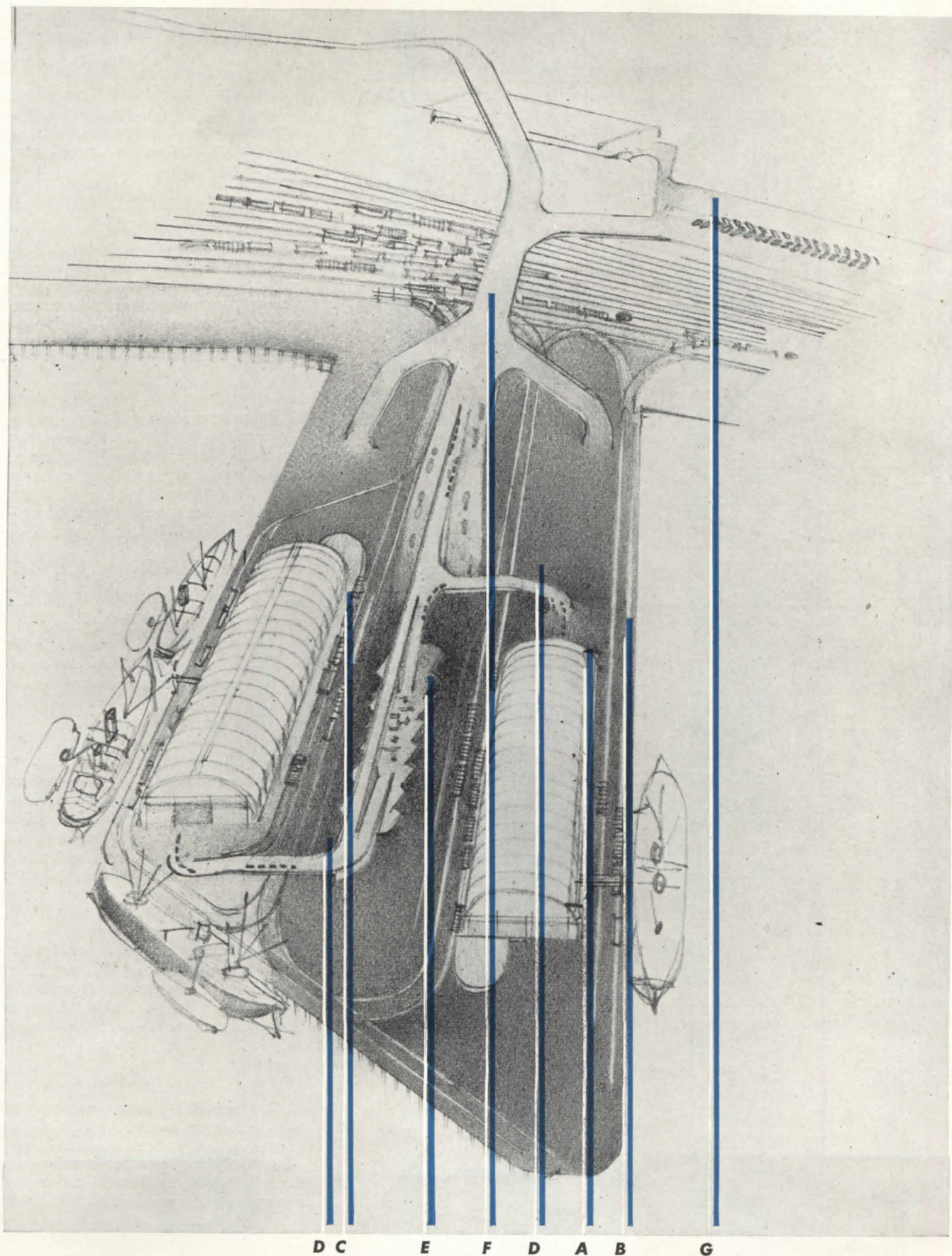
Passenger docks for several transoceanic lines with two-story transit sheds, passenger gallery and portal-supported "gangplanks" or embarking bridges, rolling past berths on waterfront tracks

16

Six lane parkway, passing passenger air-transfer east and leading within 1000 foot landscaped strip, partly between residential neighborhoods and partly along heavy industrial development and extension zones, to metropolitan center area

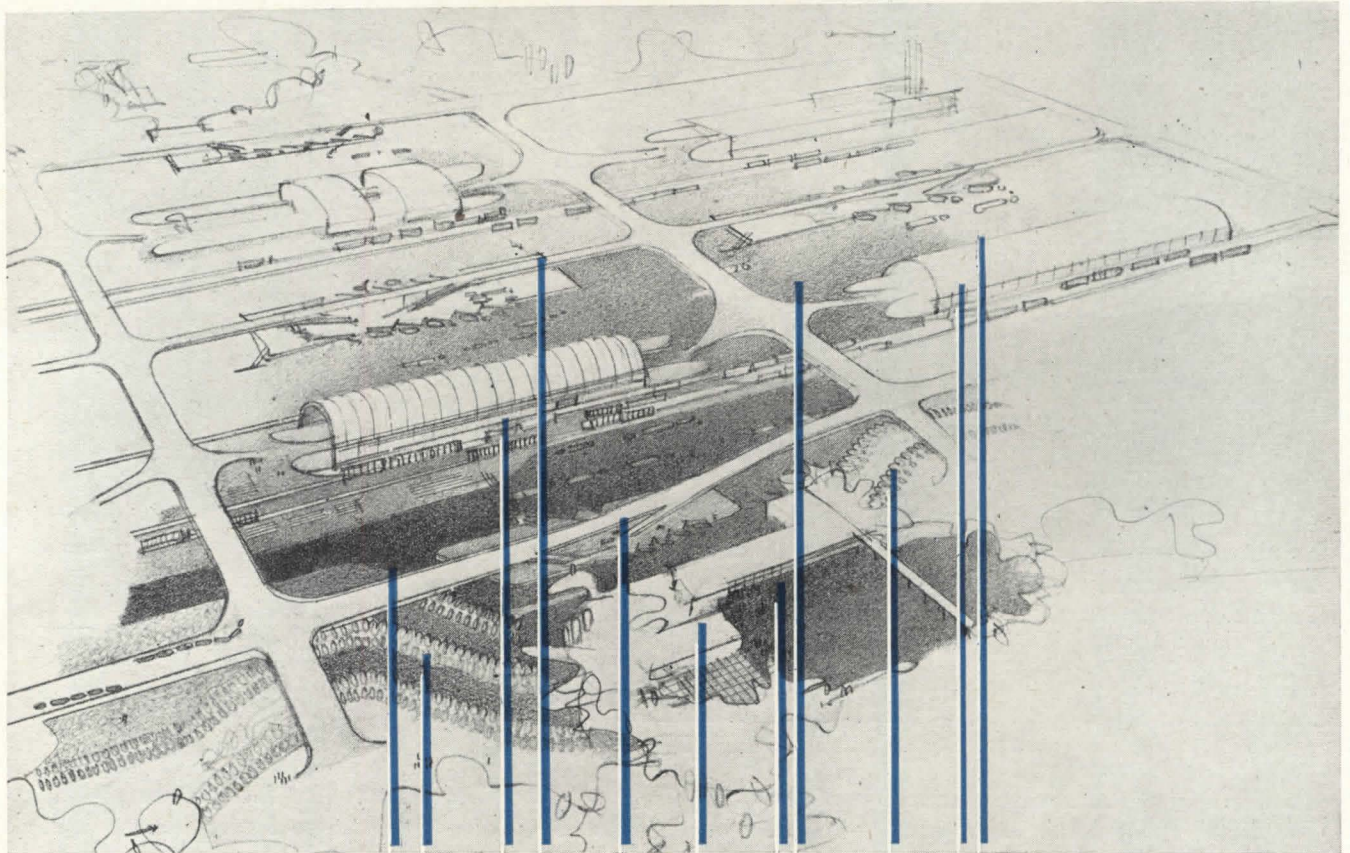
17

Trucking super-boulevard, straddling Rapid Transit to city, paralleled by Port-operated electrified railway-belt line which connects all industrial zones of "Rush City Reformed"



Schematic Sketch of Pier: With (A) 200-ft. free span sheds and continuous broadside door arrangement both to (B) 50-ft. wharf aprons and to (C) 15-ft. loading platforms at lowlines. Dock-trains cross overhead (D) to specialized truck trailer loading

dock (E), and all rubber-tire traffic reaches level free crossing (F) over rail sidings and classification yards to trailer parks (G). Berthed vessels may break out cargo onto both wharfs and lighters, and refuel simultaneously from barges in ample slips



I L K J J M N I L K H

Portside Light Industries cannot all have and do not all need immediate water frontage but they all call for a new type of subdivision and segregated traffic provisions. (H) Wide-span, unobstructed plant structures for mass handling need a continuous raw material approach, by rail, over-the-road-truck-trailer, and docktrain from shipside. Finished products may leave

by the same three types of carriers, and thus also reach the air freight terminal. (I) Rubber wheel traction elevated. (J) Truck trailer loading docks without interference with box cars spotted at lowlines (K). (L) Parking lots of workmen and employees. (M) Lunch canteens, and (N) recreational green area, play field, health substation, etc.

HAND OPERATION STANDARDS FADING

In certain Asiatic and African ports natives are still ready to dive three minutes for a nickel, and their diminutive wages keep out more rational and more human methods.

But also in these United States, if we analyze it correctly, long past pay scales, and in keeping with them, hand operation in breaking out and moving cargo, once upon a time established a great deal of our still existing pier layouts — for example, practical cross dimensions of transit sheds. Now, the fact that inadequacy of hand equipment, and layout to suit it, means that there will be congestion-crippled ports and that terminal operation, as it is, may run as costly as the entire water transport, calls for measures which cannot well be too far reaching.

We need a sort of minimum quanta theory of cargo handling, so to speak. Unit volumes, unit loads, unit energy exertions, which the mechanized stevedore, the railroad

man, the truck driver who picks up properly maneuverable trailers, find optimum common denominators for their operation, must be recognized by the producer, by the crating designer, the makers of containers and pallets. Thus also the stowing on dock and in ships' holds may become unified accordingly and less of a puzzle.

The containers may turn out to be expendable and thrown away in one case, or stabilized and re-usable in the other; they may be weatherproof and obviate the protection of transit sheds. Still they may fit into a modular system of volume and have the unified handling feature of allowing the tines of a fork truck under the load. Or perhaps the overhead handling gear or crane will have its comeback for handling the more colossal ones of these containers of goods.

First must come the establishment and acceptance of basic quanta governing containers and handling equipment. Then, the paths which these elemental particles must travel, the routes of their carriers within sheds,



Map of Port Buenos Aires: From the "Boca," with its Genoese fishermen, to the newly filled-up and well-landscaped shore park area at Barrio Parque (upper right), the Buenos Aires "Diques" and new harbor stretch intimately at the front lawn

of a capital metropolis, with the Plaza de Mayo, the President's pink palace, the Plaza San Martin facing the ships. There is pleasant tidiness about this great southern port, and administrative skill and ambition for a representational setting is evident

outside on wharfs and along the inner lines of piers and quays could stand better segregation and should be helped along by the acceptance of the minimum quanta theory. Their continuous flow would greatly profit from elimination of all possible mutual interference.

Circular routes are generally the correlate of such a continuous flow. In principle the design must establish them, and they must be made elastically possible for adaptation to particular cases. Almost continuous door opening along all shed fronts is a vital point in this desirable flexibility.

CROSS TRAFFIC

Free wheeling mechanical equipment should ideally have its opportunity to level-free cross-over from pier front to pier front, from shed to shed, from trucking dock to ship side or to nearby industrial establishments. Power operated bridges are a solution that take time and energy. They are far from automatic. Two level traffic systems, with easy ascent and descent ramps, may in some cases pay for themselves. Seven per cent grades are recommended for loaded fork truck or dock tractor pulling its train of trailers.

REDESIGN FOR MASS FLOW

In a time of air freight on the increase for less bulky quality goods, sea cargo may become more uniformly of the bulkiest kind, and unprecedented mass transactions will dominate the pier and port scene.

If these postwar days of world wide port construction and reconstruction will not warm us up to truly new plans, grandly adjusted to a singular opportunity of rejuvenation, then we may not live to see a similar chance arrive once more, until indeed atomic bombs are being scattered for the final general leveling.

Le Havre is now in rubble, like Hamburg; Naples, Marseille, Kobe, Manila are war casualties; and places like Santos, Galveston, Long Beach are bound to move up several notches at a time — so that profoundly new starts, not only piecemeal improvements, are going to happen under our eyes. It is probably an unprecedented moment in the history of port renewal and planning.

And so a picturesque variety of suggestions are at hand. But naturally, all proposals and novelties ought to be tempered with the practical know-how of experienced waterfront men. The bold and original, as P. R. Shoemaker, chief harbor engineer of Long Beach says, must be merged with the conservatism of tested routine.

PASSENGER PIERS

One wonders whether, apart from a few mass immigration and pleasure cruising ports, steamship passenger disembarking facilities will be overtaxed, as undoubtedly will be cargo provisions. However, to cut interference on the cargo handling level and give safety and comfort to the passenger, specific designs are well foreshadowed and will undoubtedly develop in practical application.



Such a cargo-passenger "terminal" provides a one-story type shed structure, with a shipside mezzanine passenger corridor. This again connects to shipdeck by means of an electrically operated, automatically adjustable traveling landing stage, gangplank, and platform for the handling of baggage. Baggage inspection, etc., is also placed on the upper level. There is cross connection by overhead walkways above the cargo ground floor, to landside and to the elevator which lowers passengers and their baggage to street level, taxicabs and auto park. Accident risks are here, as always, best minimized by suitable segregation and organization of traffic.

Free Ways with Level Free Crossings (top, right) and commercial centers placed between residential neighborhoods will connect the harbor area with other sectors of the metropolitan region; by their accompanying zones of landscaping these arteries will wholesomely articulate the vastness to which modern communities tend.

Multi-Story Parking Garage (2nd from top, right): Passenger cars, like all other vehicles and carriers, will accumulate in large numbers about a port. Provisions for them should be no afterthought, and horizontal acreage may not suffice.

Portside "Neighborhood" (3rd from top): Housing projects at seaports may often be greatly benefited by lovely, sometimes panoramic, outlooks over sea or harbor.

Channel Heights Housing Project (bottom, right): Built for the Housing Authority of Los Angeles, Howard Holtzendorff executive, L. S. Wilson consultant, takes all possible advantage of the promontorial ground configuration of the Palos Verdes Peninsula. The living quarters of every dwelling face down to the Pacific. All communal facilities and local market and trading center were part of architect's planning work. (Richard Neutra was architect for all projects described above.)



MORE SPACE AND OPENINGS

Apart from a diversity of specialties, stands the principle of allotting more unobstructed and elastic space to aprons, to dock stowage and transit sheds, to railway cars, to over-the-road trailers, backed up onto loading platforms or onto special docks of their own.


The opinion grows that a wharf of 50 feet may be very superior to one of 32, in allowing track passage to neighboring berths or to spot boxcars and truck trailers under the hook opposite the holds of each ship. Free span sheds of 200 feet width and more, and practically continuous front doors, working upward, somewhat like in the new Long Beach proposal, become more frequently constituent parts of pier design; end doors take on new significance when docktrains begin to serve segregated truck loading docks.

LIGHT AROUND THE CLOCK

Industrial engineers for the manufacturing and production field have increased — even almost doubled — the output, while cutting the accident rate, by proper and well-distributed, shadowless illumination. But they have also recognized that daylight hardly ever does the trick economically or satisfactorily, and that modern mass operations utilize expensive facilities best by a continuous sequence of working shifts. Once general and well localized night lighting is installed, it may perhaps best serve around the clock. Weatherproof flashing and glass may be forgotten together with the more complicated structural features to provide for daylight.


EASING OF WORK

Managerial supervision from an upper level, with a catwalk-network, with loudspeakers and intercommunicating microphone connections, engage the



JULIUS SHULMAN Photo

For Port Labor in Green Setting: Two-story row houses (above) and ground floor double houses (above, 2nd photo, l. to r.) serve the families of longshoremen, chandlers and shipyard workers, who, in their spare time, grow their own vegetables and



JULIUS SHULMAN Photo

flower gardens. Grade School in Green Setting (3rd photo) and Kindergarten (4th photo): are needs of the new living neighborhoods to be developed within walking or easy commuting distance of the harbor. Health centers (perspective,

imagination of designers. Paper work should be shot from office to office through a system of pneumatic tubes, instead of cluttering the place with runners and messengers, like highroads of the Persian king. Finally, there may even be broadcast exhilarating music over the docks, a late and more accomplished substitute for the coolies' sing-song on the go-downs of Shanghai which, as I noticed, sweetened a bit and eased so much hard and sweated work.

But more important than all gadgets and trimmings is the substructure itself. Concentrated and impact loads on the pier deck may be on the increase, and solid level and mildly ramped, non-skid floors, with tracks always over-paved, and with lane width and curve radii provided for the maneuvering of dock trains and heaviest truck trailers, will become characteristic, not only for pier design, but for the layout of the entire warehousing and portside industrial area.

PORTSIDE MANUFACTURES

Portside industries may, of course, be of a great diversity and vary profoundly from one geographical location to the other. But, in general, they may by proper provisions partake in the immediate benefits of free-wheeling mechanical stevedoring and port traction equipment without themselves being directly forced onto the precious and restricted waterfront itself.

Granted that light manufacturing of a mass output is the typical industry at immediate portside, shop fabrication for large quantity housing may serve as example.

It may need raw material approach by truck, by rail and water of several hundred thousand board feet of lumber a day, and perhaps twice as many square feet of panel board, plywood, etc. to produce the elements of a thousand houses a month. The finished panel elements

will go off the plant on the other end of a hall of say 300 feet width by 1000 or even 1500 feet lengths.

The mechanization of a continuously running production, the suitable assembly line, will, of course, be very diversified for different products, but there is, in most cases, the same character of a non-stop flow from whatever external transport carrier to the internal carriers within a hall of extraordinary dimensions.

No belt conveyor can interrupt action, no truck or docktrain can overpark its time at the loading platform, no ship must be berthed longer than pre-allocated — or all the facilities and their time capacities, as well as the required spaces, appear at once dimensionally out of gear.

A new type of subdivision for light industrial zones is needed, providing for circumflux of diversified traffic with level-free intersections on one hand, and on the other for employees' parking and recreation areas.


The bewildering contrast between an amorously stretching desert of technico-commercial activities and far distant residential areas which alone are allowed to have human aspirations, is not the only and certainly not the most truly productive or timely approach to a contemporary order of things. The solution must become well-rounded and more equitable.

IN CONCLUSION

Technical perfection in quasi-automatic harbor facilities concerned with an almost continuous flow of goods, based on and helped by the rational unification of containers and cargo elements — is, after all, *only one line* of progress for a coastal transfer. *The comfort of the numerous human beings* who spend their working lives on and about the docks, of travellers and ships' crews, of the labor employed by portside manufacture, of a concentrated shore population at large — call for a




JULIUS SHULMAN Photo




LUCKHAUS STUDIO Photo

right) must serve even small ports, and sub-stations be as well distributed over working areas of the harbor as over residential neighborhoods. Health Department, Harbor Commissioners and Metropolitan Housing Authority must work hand in glove





more circumspect, a farther reaching, a more wholesome design and for a planfully integrated layout, so as to make a truly *living entity* out of the far-flung installations, the tributary industrial, commercial and dwelling areas that cluster around the modern mass transfer of a seaport.

Suburban Holiday Beach for the People (below) is segregated as well as possible from port traffic on land and sea, but it serves the port population and the entire region with its sail sport, shore amusement park, bathing establishments, yacht harbor, vacation housing, and summer schools. (Richard Neutra was the architect for all projects shown on these two pages)



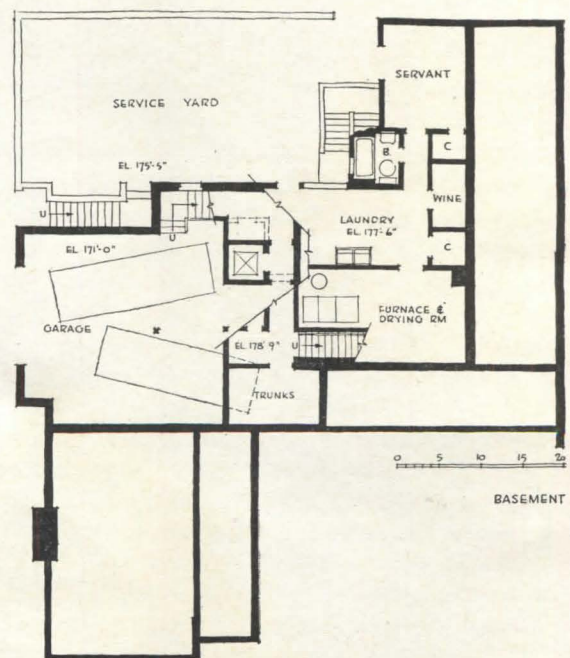
Main entrance from street is an open passage along the enclosed living terrace, a patio where family and guests may soak up sunshine and still escape the trade winds that so often bring a chill to the hilly spots in San Francisco. Planting consists of a large olive tree in one corner, a magnolia stellata in another, and azalias, dwarf lemon trees along with seasonal flowers. Children have their own outdoor area, where toys supplant the flowers




A HOUSE DIVIDED KEEPS THE PEACE

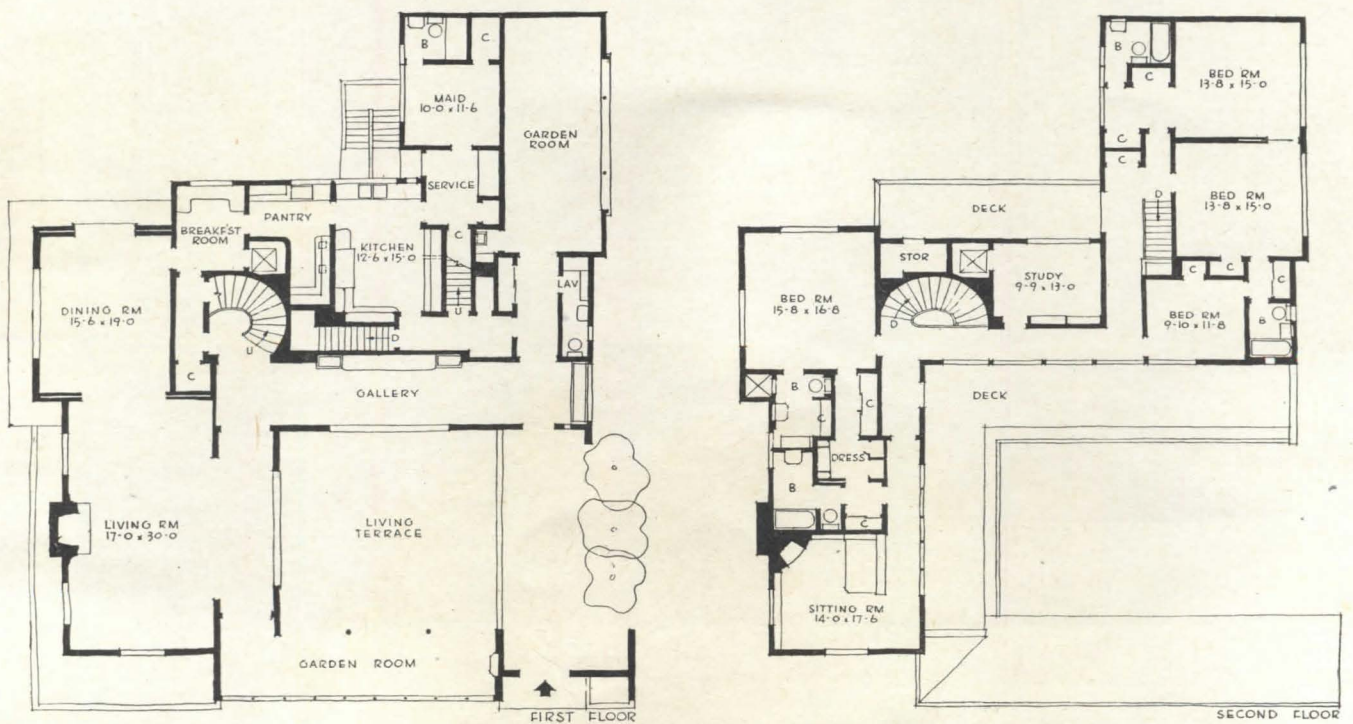
James P. Bradley Residence, San Francisco
Gardner A. Dailey, Architect

HERE is a plan that requires, and repays, considerable study. Gradually it becomes apparent that functionally this house is really two houses, one for the children and servants, one for the grown-ups and guests. The clients asked that this dual concept be carried out also in the outdoor living spaces, to provide a fairly formal living terrace for grown-ups, sheltered from the San Francisco winds, and a play yard where youngsters could work off their energies without fear of breaking windows or trampling flower beds. The children also have the rear garden room as part of their domain, where they have room to play vigorously even on rainy days, and may strew toys around as they like.







ROGER STURTEVANT Photos






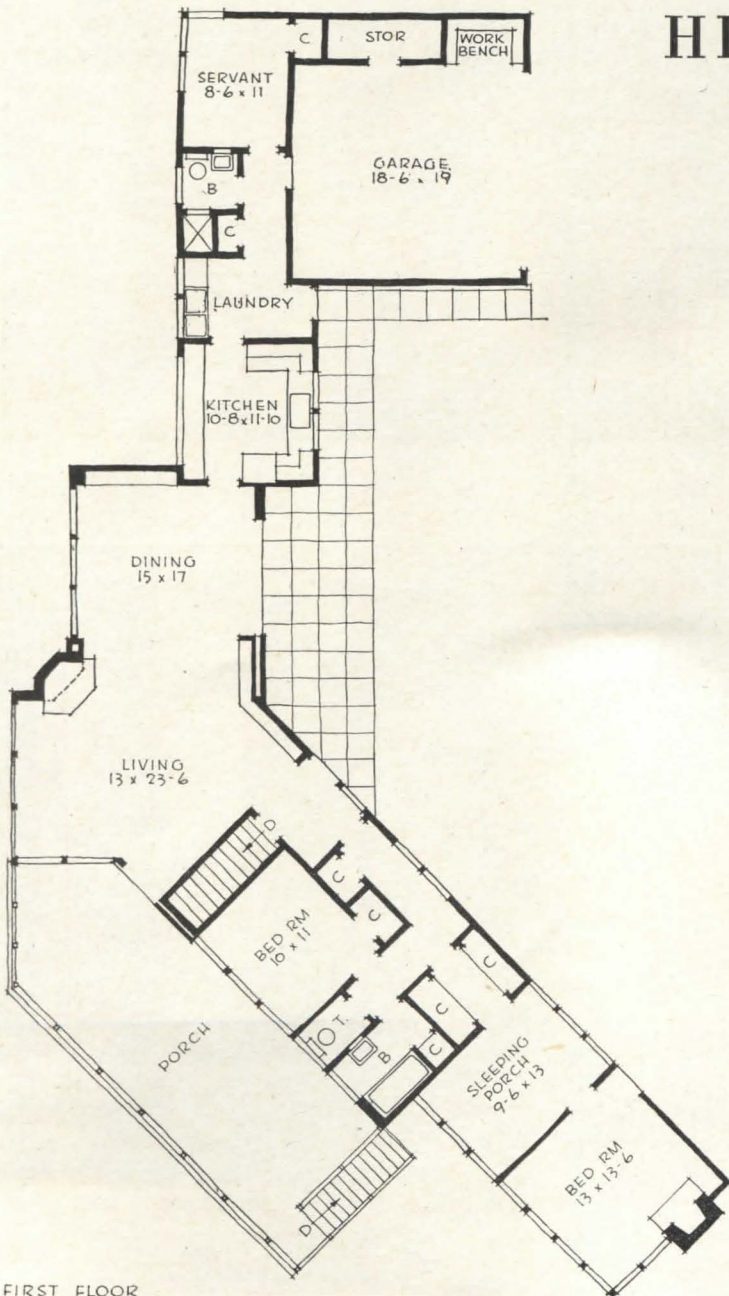
Left: Front of the house is the sheltered portion of the patio ("garden room" on plan). Left below: on opposite side of patio is the gallery from entrance past the kitchen section. Center below: view of living room facing patio. Decoration of living rooms was influenced by Mrs. Bradley's collection of Chinese Tomb figures (decorator, Beth Armstrong, of Armstrong, Carter & Kenyon). Views out the dining room windows give just a suggestion of the panoramic scenery which is always a design factor in houses near San Francisco



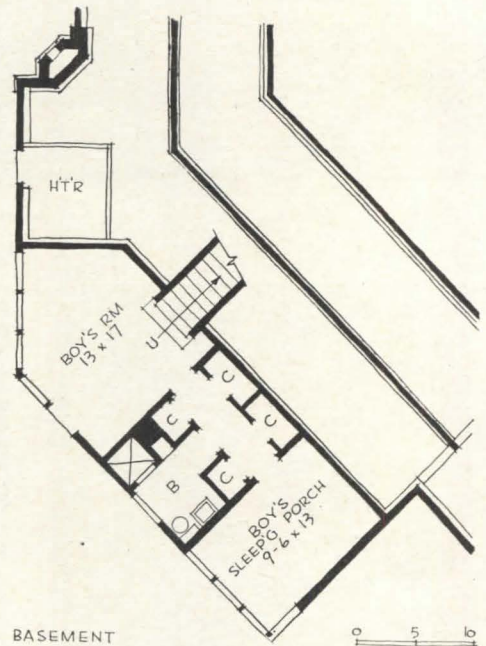




HILLTOP HOUSE TOO




FIRST FLOOR



BASEMENT

This completely unrestrained plan grew partly out of the nature of this hilltop site, partly from the requirements of the owner, partly from orientation considerations. It protects a sheltered garden against summer sun, invites the winter sun to warm the porch, while protecting it against the wind, and also provides an expansible house for welcoming any given assortment of grandchildren




CLOSE TO THE SKY



J. Warren McKibben Residence, near San Francisco



Clarence W. W. Mayhew, Architect

IF this house has somewhat the appearance of an out-size flying wing, there is a reason for it. And the architect was a bit reluctant about the whole thing. He was bothered by the "constant intrusion of the sky" on this sun-swept hillock. But the clients insisted, and the view of Mt. Diablo was persuasive too. The problem of glare, coupled with the desire to bring in the outdoors and the view, led to the wide up-angled overhangs and wide low construction which give the house that airplane appearance. The glare was further reduced by a dark stain on the horizontal redwood siding. There was another problem which made its contribution to the far-flung scheme of the plan. The McKibbens have four children and many grandchildren, and they anticipated the inevitable confusion of three generations together on visiting occasions. Thus the master bedroom is isolated, beyond a sleeping porch, at the end of the house. And sleeping rooms for children were tucked in under the huge porch; these extra rooms can be closed off when not in use. Sliding glass doors open the living-dining room to the sheltered front garden, which, with its northern exposure, offers cool shade in summer. On the other side the overhang permits winter sun to warm the porch, and a glass screen protects it against the wind. The porch serves as outdoor living room, especially nice for grandchildren.

ROGER STURTEVANT Photos







The McKibben house is designed for the informal living that goes naturally with an isolated hilltop site in Contra Costa County, Cal., where views of hills in all directions make for close communication with sun and wind and storm. So the house looks outward, not inward, and the professional decorators' wives were strictly forbidden; indeed the furnishings represent the family's accumulation of the things that had stood the one test of comfort. An example is the curtains of vertically hung bamboo, in the living room view. The McKibbens insisted on this simple screening, but could not convince the workmen, who insisted on putting in a complicated system of rods, strings, pulleys and the whole works. Despairing of argument, they finally just watched quietly and later when the coast was clear took out all but the rod, achieving simplicity the hard way

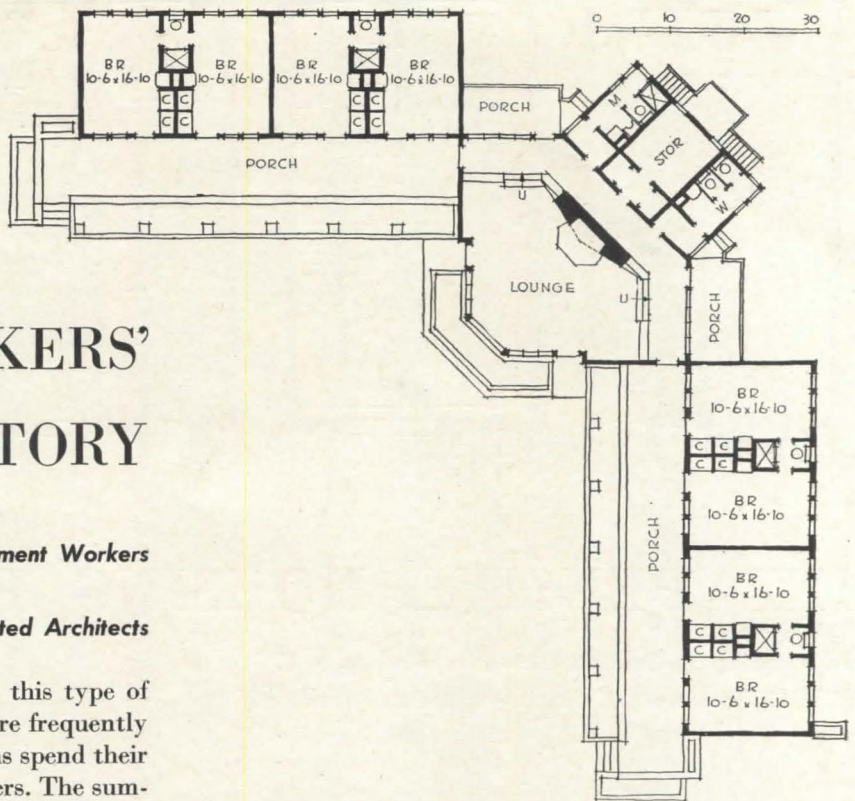


GARMENT WORKERS' SUMMER DORMITORY

Camp Dormitory for International Ladies Garment Workers Union, Forest Park, Pa.


Alfred March and Robert Kliegman, Associated Architects

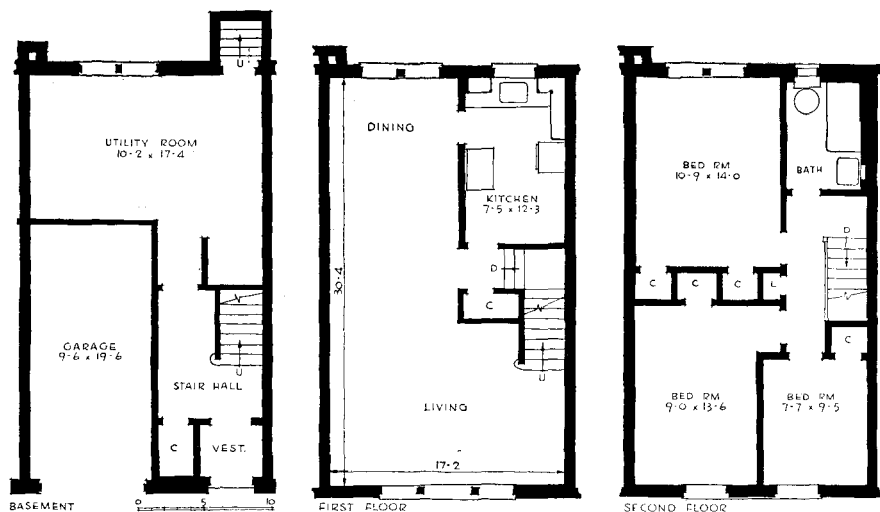
AN unusual assignment a few years ago, this type of project may be expected to appear more frequently in the future as more and more labor unions spend their funds to entertain as well as to enlist workers. The summer camp of which this dormitory is a part is an old one; this project was completed just as the war closed down on building. It is strictly a dormitory; all meals are served in another building. And it runs by nature to a playfulness in design expressive of the carefree atmosphere of vacation time. The plan is open, not only for through ventilation, but also for the porch area which serves as additional get-together space. The connecting passage is carried through the lounge as a raised gallery. A solarium, well screened from surrounding grounds, was provided over the service wing.



Woodwork in the lounge is a combination of cypress and cedar. Some of the bedrooms are finished in pine, others in cedar. Bedroom windows are at high level, can be lowered in a slot below the sill to permit full opening. The wall of native stone around the porch was laid up dry around lower flower beds, with mortar at the upper porch wall. A slate coping was installed at the upper wall at a little above seat height

KATHERINE JOSEPH Photos




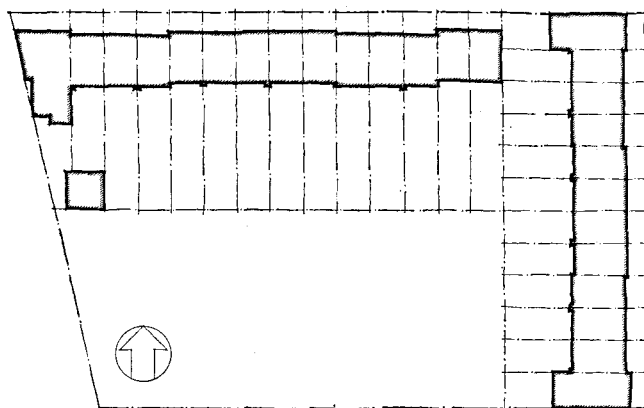



Project includes 26 dwellings for sale to veterans, built under priorities. Except for the corner lots, all are of the typical one-family plan shown. The outside corner unit is a special plan for two apartments, and the end lot has a special unit

INEXPENSIVE HOUSING FOR VETERANS

*Row Housing by Oakcrest Estates, Inc., Flushing, N. Y.
Robert Kliegman and M. Sherman, Associated Architects*

MAIN purpose in the design of these row houses was to produce a maximum house within existing limitations. Thus modern simplicity was stressed throughout, and all unnecessary frills eliminated. Since the existing grade of the property was higher than the street level, placement of entrances at street level obviated the need for outside stairs and allowed for more flexible and efficient plans above. The stair lands at a central point above, saving steps and keeping the living room free for the full width. A five-foot high closet separates the stair landing from the open living-dining room. This stair scheme also allows a generous vestibule and stair hall on the ground floor, and closet.





DRIVE-IN RESTAURANTS AND LUNCHEONETTES

ARCHITECTURAL RECORD'S BUILDING TYPES STUDY NUMBER 117.
IN COLLABORATION WITH RESTAURANT MANAGEMENT

These two types of eating establishment, distinct from each other in some obvious respects, are for other important reasons in common united for joint consideration. Both depend largely for their profitable existence on transient customers, rather than upon a regular or repetitive clientele. These must be attracted by devices in addition to excellence of cookery and efficiency of service. Both, for profit on food at minimum prices, depend

on fluid and frequent customer turnover—necessitating maximum efficiency in food-preparation and service layouts.

E. M. Fleischman on page 107 discusses principles in luncheonette planning. Below, Architect Harry E. Werner, on the basis of extensive experience with the type, outlines principles of drive-in planning in California, where a basic circular arrangement appears to have become a wide-spread prototype.

FOR the typical circular drive-in with no formal dining or cocktail room, nothing less than the equivalent of a 150 by 150-ft. corner should be chosen, as the seating capacity and gross receipts of the project are entirely governed by the number of cars that can be parked on the property. When dining and cocktail space are included, additional parking space must be provided.

The drive-in building must be designed to attract the attention of motorists and pull them in. This can be accomplished partly by maximum use of glass. The eating public feels that a crowd indicates good food. Glass reveals the crowd inside, as well as the attractiveness of the building's interior and equipment.

Illumination and illuminated advertising also help to attract the motorist. Large illuminated signs, visible and legible as far away as possible, arrest attention and give motorists an opportunity to reduce speed and get into the proper traffic lane. After they have entered the property, the illumination into which they look as they sit in their cars should be subdued and in no case shine directly in their eyes. This can best be accomplished by neon tubular lighting or by recessed spot and flood lights. If a canopy is used, neon tubing can be made a part of the design, reflecting softly against the lower side of the canopy and illuminating the building and

parking space. Recessed lights under a canopy will throw the light downward and leave the canopy in darkness . . . a very unattractive effect.

If soft-colored illumination is used on the outside, stronger recessed spotlights can be used over the counter and service areas, thereby attracting the eye through the soft light to the final goal . . . the interior. Care should be used, however, to shield this strong light from the eyes of customers. Care should also be taken in the selection of neon colors, as certain colors distort the appearance of food and the ladies' make-up.

In California, most drive-in operators prefer a wide canopy. A width of 18 ft. will protect service to both front and rear car doors. It may be of cantilever construction, either wood or steel—easily adaptable to any type of construction or fire requirement.

The service walk under the canopy should be three and one-half feet wide. Wider walks will force the cars beyond the canopy; narrower walks will be obstructed by car bumpers. The walk should be raised six inches above the parking lot; over six inches makes a tiring step for the car hops; less than six inches permits cars to jump and obstruct the walk or break the glass. The parking area should slope away from the curb at the rate of $\frac{1}{4}$ in. to the foot; more induces the cars to move

if brakes are not set; less does not handle drainage.

All parking areas and traffic lanes should be distinctly marked with traffic-white in order to encourage the maximum amount of parking.

Drive-ins are designed primarily for speedy service from the standpoint of both customer and owner. The more rapidly a car can be served, the more the turnover. Drive-in customers do not like to linger. To obtain this speedy service, care must be used in the selection and arrangement of equipment and fixtures, eliminating lost motion and double and triple handling.

The average car hop can handle six cars. Sufficient pick-up space should be allowed for fifty per cent of the required car hops at one time. They themselves should be able to secure all service set-ups, trays and water, obtainable from wings at each side of the pick-up counter.

All checking is done at the time food is delivered to the car hops; therefore, the cash register should be centrally located in the pick-up space.

Counter men serving the car hops should, by taking not more than three steps, be able to reach the pass port from the kitchen, coffee urns, malt mixers, fountain, and refrigerated bottle box.

Inside the port, the cooks should have at their finger-

tips a make-up table with refrigerated salad cabinet below, a steam table, griddle, waffle irons, deep-fat fryers, and a reach-in refrigerator.

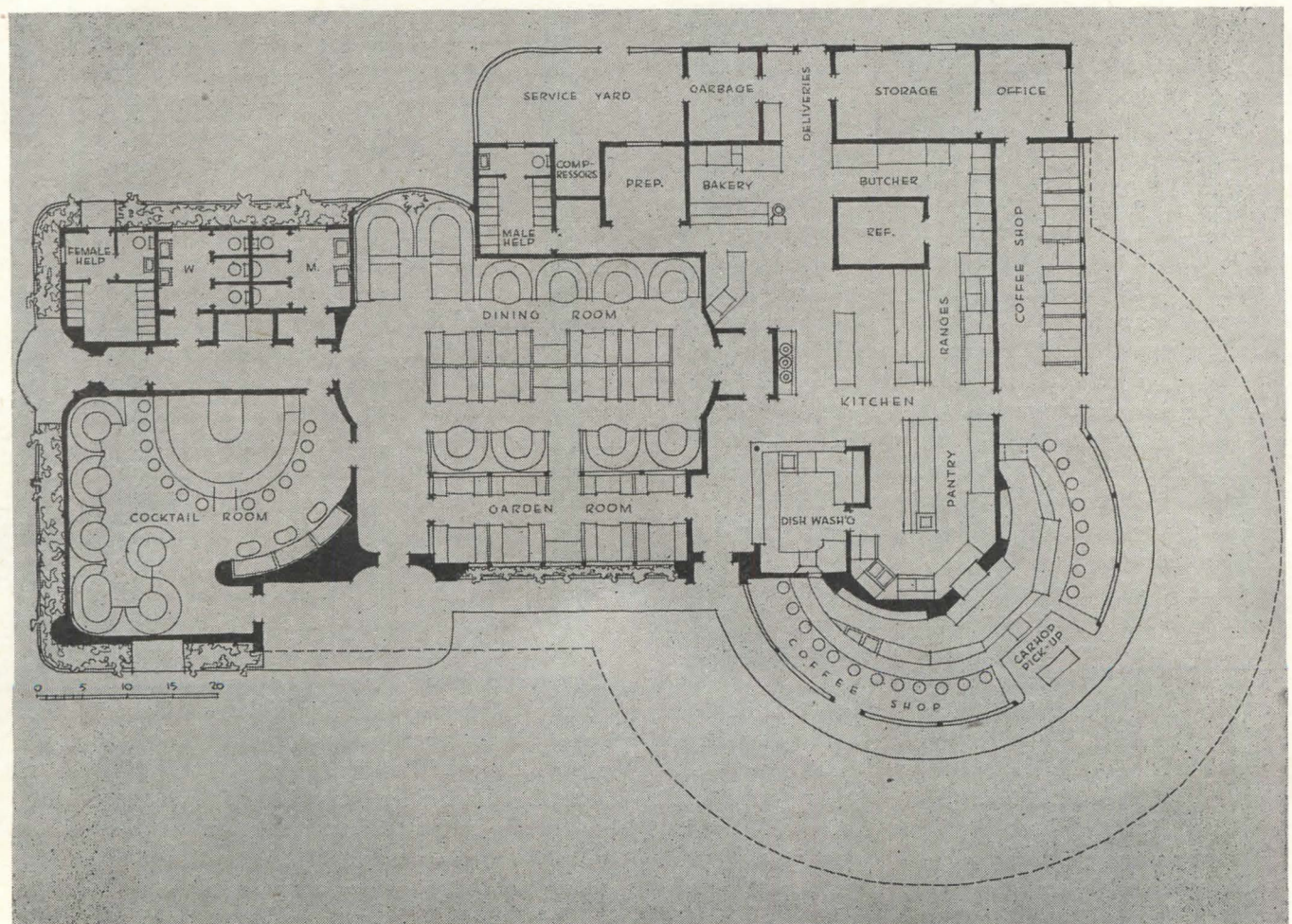
Adjacent, but not interfering, should be ample range space, baker's table and bake ovens, sinks and preparation space.

Too much emphasis cannot be placed on the dishwashing compartment. Regardless of the efficiency of kitchen, counter service and car hops, all can be bottlenecked if there are not sufficient clean dishes, glasses and silverware.

This compartment should be located so as to be accessible to car hops from the outside through an automatic pass door, to the inside counter service, and to the kitchen. It is well to conceal this compartment from the public as it is impossible to keep it as clean in appearance as the balance of the building.

When a dining room is included, this area must also have easy access to the dishwashing compartment. The preparation ranges, sinks and baking table can also serve this room. Additional pantry space, steam table, refrigerators, coffee urns, etc., should be provided. Where possible the layout should be such that during quiet hours one cook can handle the entire kitchen.

Below (see also frontispiece, preceding page): Carl's Drive-In Restaurant, Los Angeles; Harry E. Werner, Architect. On a plot 218 by 355 ft., this drive-in offers dining, garden and cocktail rooms in addition to the typical basic circular car and counter services

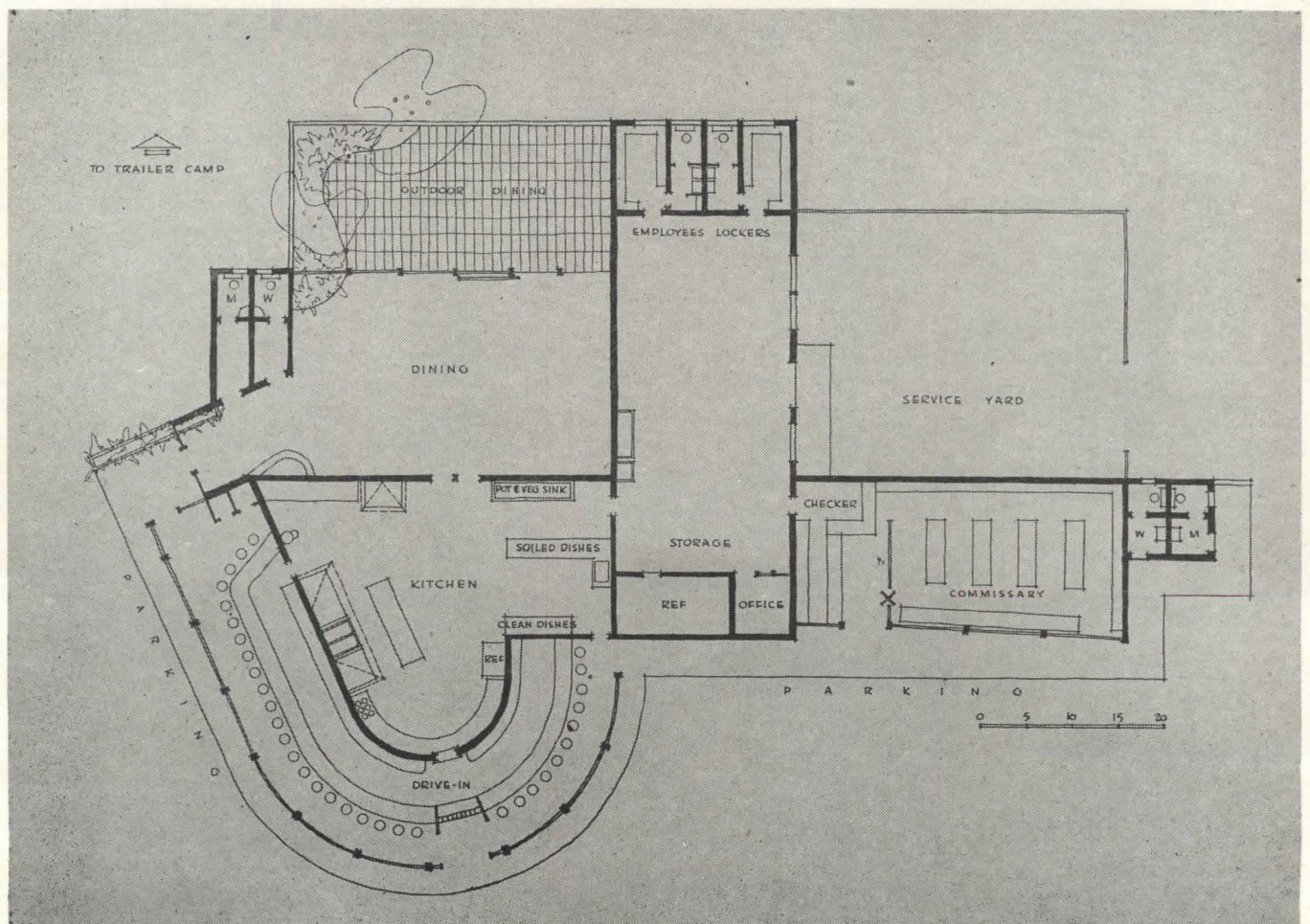





CONFIRMATION of many Werner principles are evident in this plan by another architect for a drive-in at Van Nuys, Calif. Employing an almost identical arrangement of car-hop facilities, he has also similarly achieved a convenient placement of the dishwashing area, equally for car, counter and dining-room servers. Differing regard for local climatic tradition has, perhaps, in this case produced a reduction in the dimensions of the canopy. Also this architect, in place of a cocktail lounge, chooses to include a commissary. Construction will be wood frame and stucco, with portions of stone veneer.

CIRCULAR DRIVE-IN INCLUDES COMMISSARY

Louis Shoall Miller, Architect

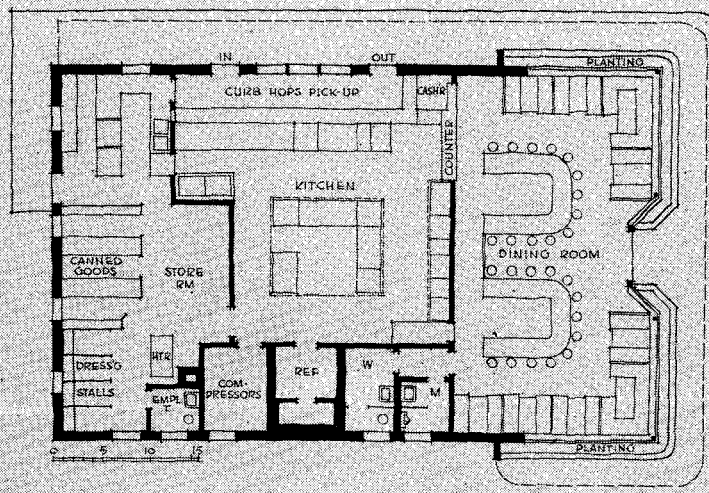





RECTANGULAR PLAN SEPARATES SERVICES

THIS rectangular Kansas City version, in common with the California prototype, shows free and effective use of plate glass; follows similar canons in lighting, with neon tubing on the display tower, fixtures reflecting on the underside of the canopy and semi-indirect interior illumination drawing attention into the dining room. The plan, however, almost completely separates car-hop and counter services. Cashier's location, convenient for car hops, is less so for booth and counter servers. Position of dishwashing area (upper left in plan), handy for car hops, requires long-distance bussing of dining-room dishes. Construction is concrete block; light buff stucco outside; plastered inside and painted.

Raymond L. Voskamp and Frank R. Slezak, Architects

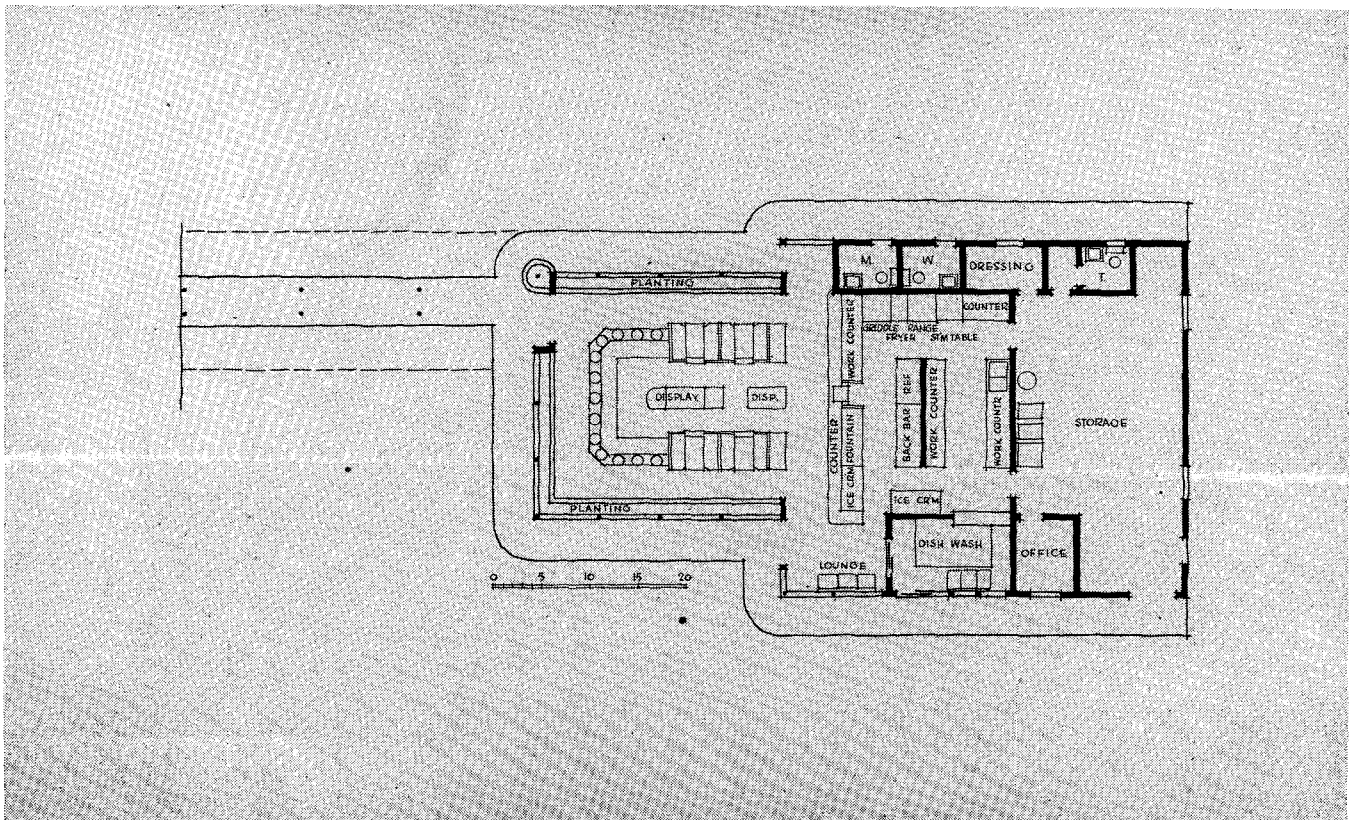





DEPARTURES from the circular prototype occur also in California. Sheets of plate glass in this one at Richmond are canted out from top and bottom, supported at meeting point by 2½-in. pipe columns. Flat roof is water covered. Plan permits both booth and counter service from inside "horseshoe." Curb service is from the general counter rather than a special pick-up center. Dishwashing area is convenient by pass port to car hops; is relatively so, also, to booth and counter area. Cashier's location between fountain and work counter in plan is more favorable to counter servers, less to car hops. Construction is wood frame; exterior surfaces, cement plaster; interior, plaster on gypsum lath.

RECTANGULAR DRIVE-IN WITH NON-GLARE FRONT

Hardison, Rhoda & Moist, Architects

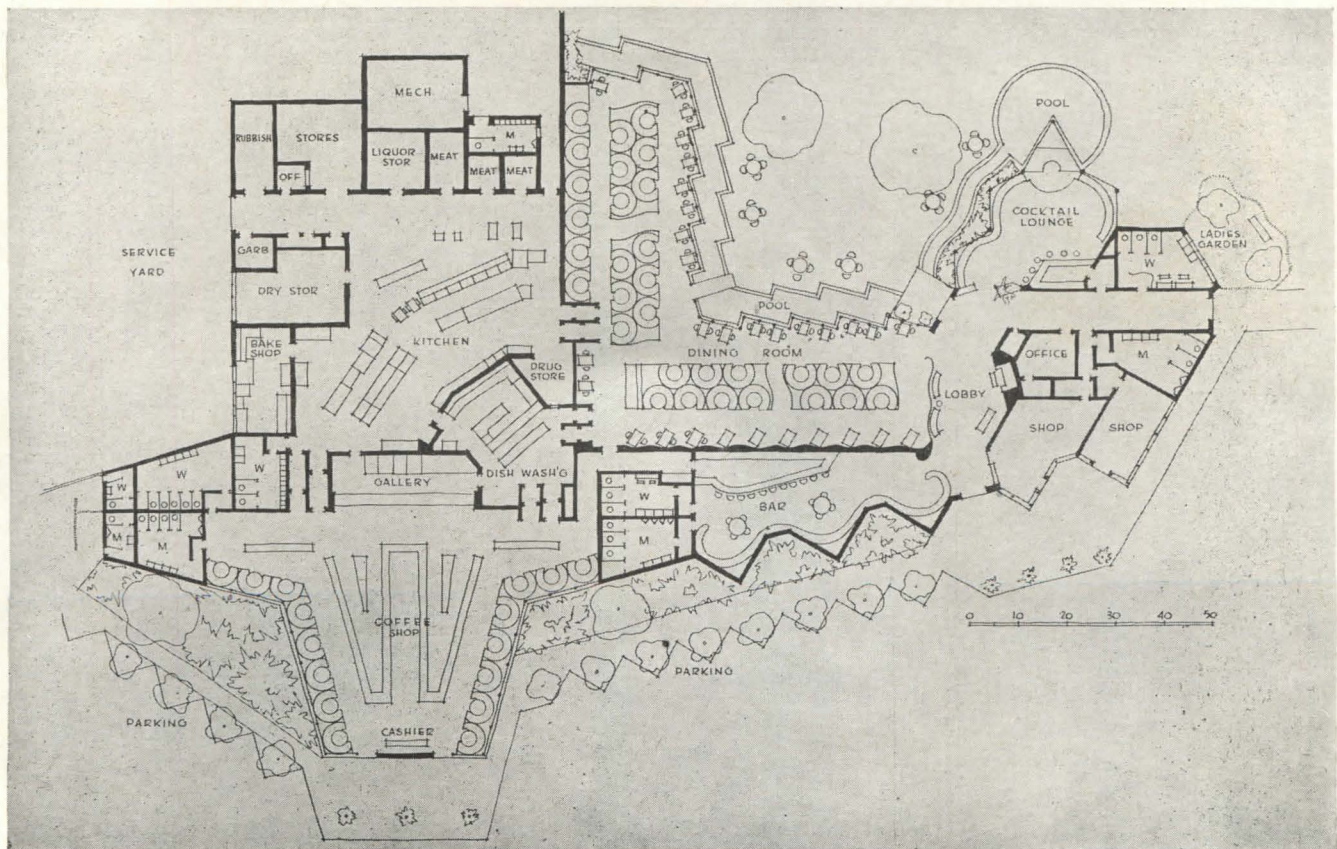






COLOSSAL DRIVE-IN FOR SUPER SCENERY

Robert Stanton, Architect

LOCATION of this proposed drive-in will be on the main four-lane highway between San Francisco and Los Angeles, "in a small valley rich in citrus ranches and surrounded by mountains." It is to be the initial building in a group eventually to include a central hotel building, cottages and shops. Construction will be of local stone, with steel frame roof and pipe columns to withstand earthquake stresses. Interiors will be treated wood and colored plaster. Large areas of glass will permit close association between inside and garden dining spaces; a water course at the level of the patio will be circulated by pumps and stocked with tropical fish.

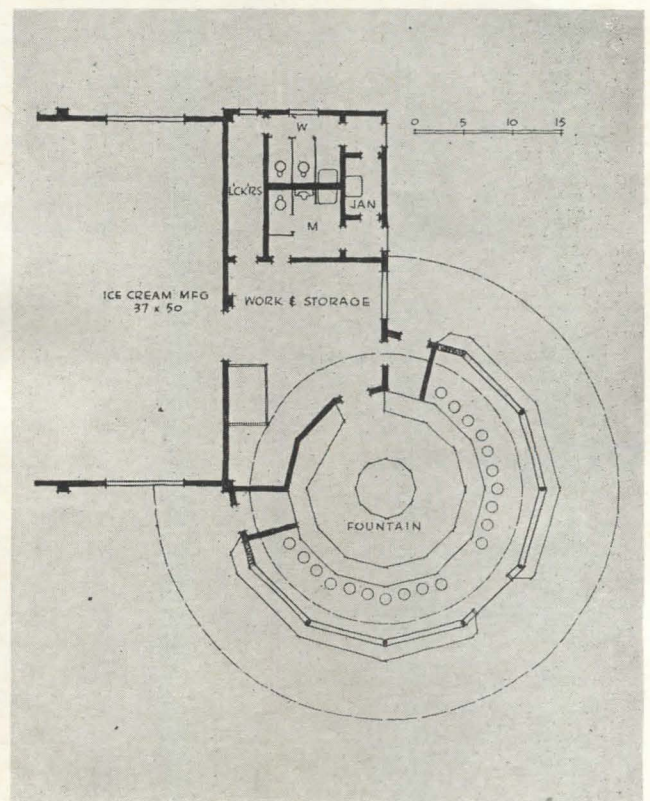





DRIVE-IN OUTLET FOR ICE-CREAM

Lawrence Gentry, Architect

RETURNING for a moment to circular orthodoxy, this project now under construction at Mountain View, Calif., combines the processes of ice-cream manufacturing with the principles of drive-in distribution. Construction is wood frame; steel roof framing over the fountain. Exterior wall surfaces are stucco with brushed texture; interior walls are of hardwood plyboard. Compressor and other heavy machinery are in the basement.



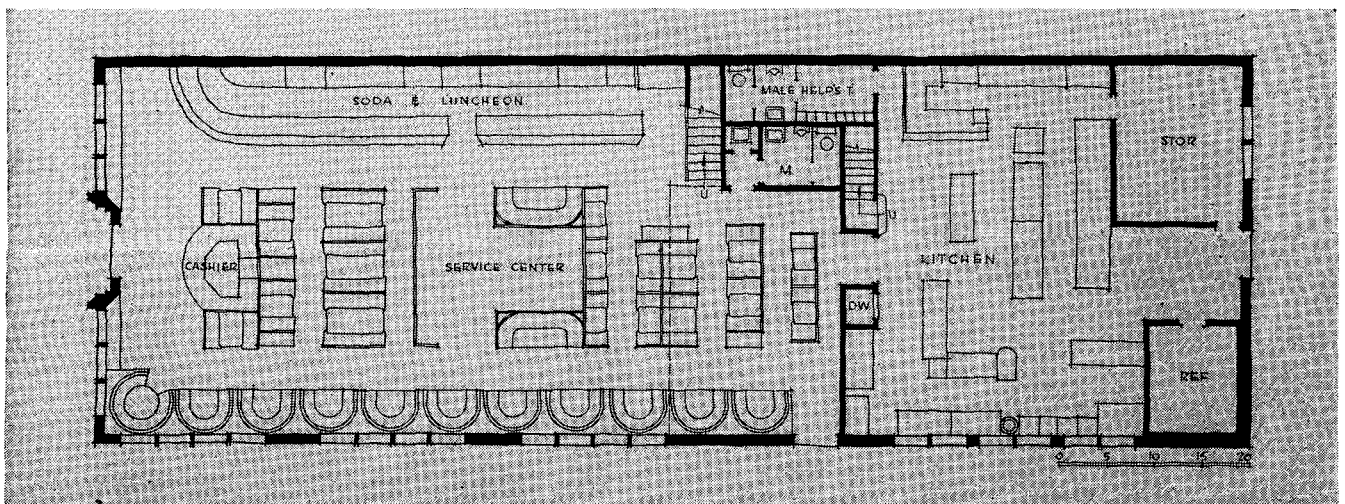


GENE LYLE Photo


CENTRAL SERVICE AREA INCREASES EFFICIENCY

Frank L. Hope, Architect

LOCATION, size and parking features retain this example, at San Diego, Calif., in the drive-in category, although many characteristics make it a logical cross-over into discussion of the luncheonette type. Position of cashier and arrangement of booths and counter in relation to preparation and service areas imply many of the principles of luncheonette planning outlined on pages 107 to 109. Loose relationship between kitchen, booth and counter areas, not endorsed by Mr. Fleischman, is offset by provision of the service center.



Soda-luncheonette in the Owl Drug Store, Hollywood and Vine, Los Angeles. Floor, step and base of counter are pale grey, white and small amount of red terrazzo. Counter top is beige; front, gun metal; stools, red. Rafters and walls are darker beige. Soiled-dish conveyor moves along entire length of counter, concealed from customer. Alyne Whalen, Designer; Fred L. Schmid, Vice President, United Rexall Drug Co., in charge of layouts



PLANNING THE MODERN LUNCHEONETTE

By E. M. Fleischman *

LUNCHEONETTE design is preponderantly a question of adapting layouts and architectural treatment to limitations of space within existing structures. The first architectural requirement is an inviting entrance — attracting patronage and allowing free flow of traffic in both directions. A dark and uninviting entrance, jammed with people in confusion, does not promise the prospective patron anything but an inefficient and not very pleasant atmosphere for the taking of food and refreshment.

Counter Seats vs. Tables

If the operation is to be small or medium sized and the location is a busy one, counter seats should predominate in the layout — in fact, they are best for the entire operation. The turn-over will be much faster; the cost of operation much less than with tables.

If the luncheonette is large and the location busy — counter seats still should predominate and be placed nearest the entrances. The balance of the available space may then be devoted to tables or booths, or both. In this case care must be taken to provide space at the counter for the servers of tables and booths, as well as easy access to the kitchen.

People like to sit at counters for many reasons. As against sitting at a table awaiting server, and then food, a patron at the counter has much closer contact with counterman or girl. He can see various food items at close view instead of picturing them from a menu. He can change his mind without being a nuisance, by calling out to the counterman to leave out this or add that. He can quickly secure condiments or extra cream, butter, bread or water.

If the operator desires tables to invite "off-hour" business, or for dinner, it is wiser to use two seaters placed a few inches apart. When demand arises for three or four

in a party, two tables are simply pushed together.

Booths waste more space than all other systems. They are also the slowest in turn-over and the most difficult to serve properly. Also, four-seater booths tend more than tables to be occupied by only two patrons; 50 per cent of capacity is wasted.

If the location is in a home or suburban section, booths or tables may be an incentive for some customers. But care must be taken in their arrangement. There are four good ways to use the space along the two long walls: as aisles for free circulation of customers and waitresses; for two-seater booths; for two-seater tables; for four-seater tables placed with one point of table near wall, allowing the four chairs to be placed so that they do not obstruct the aisle, also permitting each place to be served easily. Tables or booths, open at both ends, may be used in the balance of the space available. A popular system is two-seater booths next to each other with a 4-ft. partition along the center line.

Types of Layout

The first and simplest form of luncheonette consists of a counter with fixed stools, the length of counter determined by the over-all interior dimensions, and the amount of space required for the kitchen and other facilities. If the existing space is wide enough for kitchen and washrooms to be placed behind the counter, practically the entire length can then be utilized for the counter. In such case a central entrance to the kitchen from behind the counter is desirable. Preferred is a central entrance from behind counter and a rear entrance for deliveries. If only a central entrance is used from behind the counter, make the aisle in rear and the aisle space behind the counter wider to allow for deliveries, removal of garbage, etc. without confusion.

If the space is not wide enough for kitchen behind the counter, space must be cut off from the rear. One quarter of the length of the space as a minimum should be

* Vice President of A. Schulte, Inc. Treasurer and Vice President of N. Y. State Restaurant Assn. Former Director of National Restaurant Assn. This article is essentially a digest of the chapters on design and planning from the author's forthcoming book, "Modern Luncheonette and Restaurant."

used for the kitchen if basement, mezzanine or upper floor is available, and one third or more if not.

It is good business to have washrooms for customers. When cutting off rear part of space for the kitchen, it is advisable to use the section cut off opposite the counter side for washrooms.

In some places where ground floor space is limited, customers' washrooms may be placed on mezzanines, other floors, or in the basement.

If the space is shaped like an L with one part long and the other short, the rear part is, as a rule, the short end of the L. In such a case this section will make an ideal kitchen space. In a T shaped space, the long part will be the counter, one upper side of the T will be the kitchen and the other upper side of the T may be men's and women's washrooms.

To determine on which side of a luncheonette to have the counter is important. Here is a fairly good rule to follow for "inside the block" locations: People keep to the right on most sidewalks. Therefore, the counter should be placed to the left side looking in. The entrance should be in the center, or on the right side looking in. If planning for a corner location, place counter on opposite wall from entrance, so that it may be seen from the street.

If enough space is available, two doors into the kitchen are preferable. One "In" and one "Out" door prevent accidents and speed up traffic. If the kitchen is behind the counter, openings should be provided counter

high for passing out hot dishes and salads, clean dishes, glasses and silverware; and below counter height for passing in trays of soiled dishes. These aids cut down walking, carrying of trays, and will speed up service.

A popular type of layout is a U-shaped counter, either in single or multiple form — two, three, or more sections, joined together to form one large unit. These are favored greatly by chain and department stores, because of space economy and ease of operation.

The bays may be only 8 to 10 stools each or they may run as high as 30 and 40 stools. The usual layout for small seating capacity bays is to have the equipment placed at the point where two bays meet in rear. The equipment is placed across the meeting point of bays facing the rear of the store.

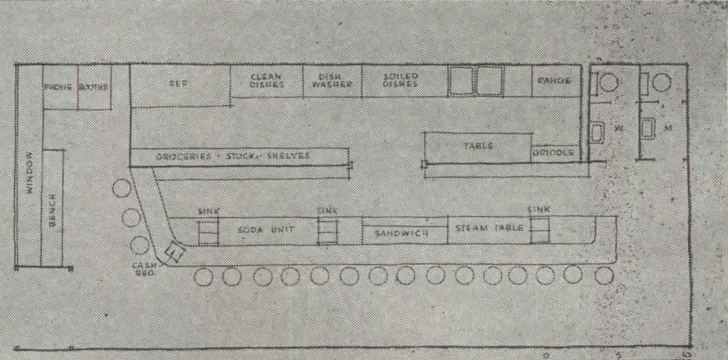
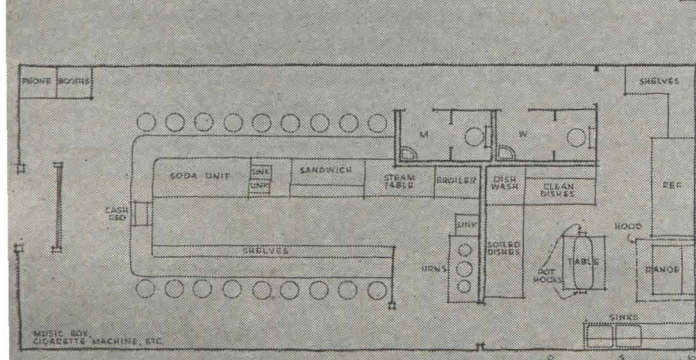
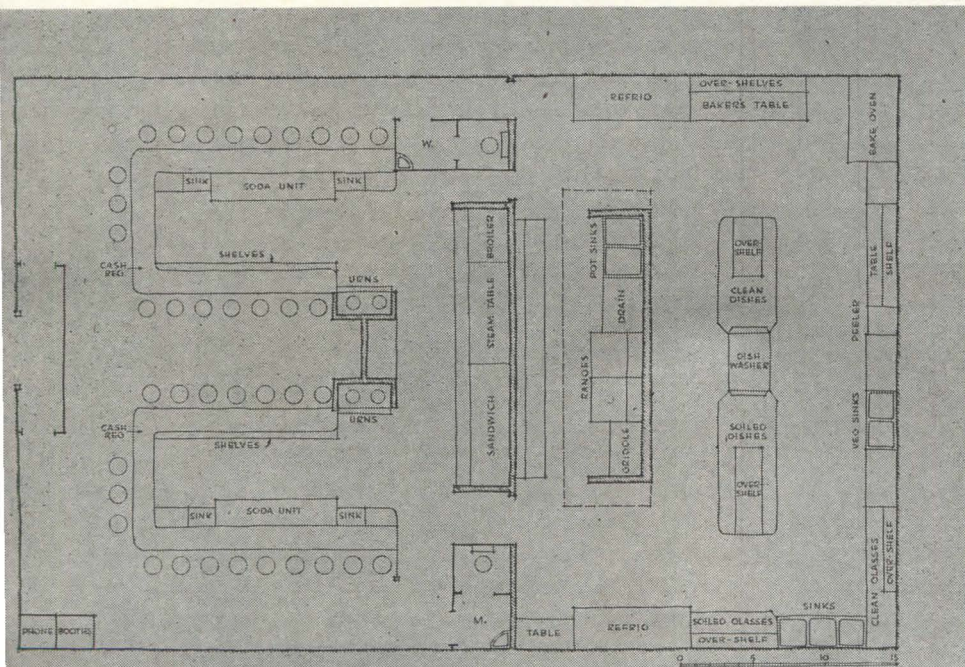
If bays are large and counters tall enough to carry the equipment, the layout is the same along one side as for a straight counter. Along the other side there is shelving for dishes, pies, napkins, etc. If bays are low, serving equipment must be placed at the point of meeting of the bays or against the rear wall.

Quite often these multi-counter operations are combined with additional tables or booths, in which case service is supplied from the same serving stations, sometimes reinforced by service from the kitchen proper.

Stools and Counters

The spacing of stools is determined primarily by whether or not they have backs. With backs, more space is

Basic counter types and equipment requirements: Type A (below), straight counter with kitchen behind, shows kinds and layout of equipment required for efficient typical luncheonette service of 18 stools or less. For 18-24, same equipment should be spaced out. For 24-30, duplicate soda unit at other end of counter; increase size of other units. For over 30, place larger soda unit in center; duplicate other units for 18 stools on both flanks. Type B (below, left), U-shaped counter with kitchen behind, 18 stools. Increase of stools up to 30 may be accomplished with increase and rearrangement of equipment similar to that for straight counter. Stools in excess of 30 are usually best accommodated by an arrangement of multiple U-shaped units, using Type C (left) as a basis for layouts



needed to allow persons to turn on the seats to get in or out. Good practice is to use 24 in. centers for stools with backs; without backs, 22 in.

Stools, with counter heights of 32 in. to 42 in., require foot rests. Some systems have individual rests; others require a rail fastened to the counter or floor, or both. A popular solution is a counter built-in foot rest, approximately 7 in. wide and of a height suitable to counter and stool.

Another solution is to use stools of normal chair height (18 in.) placed on a platform 18 in. to 24 in. wide. The height of the platform will vary with counter height.

Many modern counter installations are as low as 30 or even 28 in., practically precluding the use of equipment behind the counter and necessitating its placement along the rear wall. This counter height is popular, particularly with women, because it does away with foot rests or platforms and the possibility of accidents. The stools used with this installation are normal chair height of 18 in. Frequently with this arrangement the floor behind the counter is lowered 6 or more in. permitting the installation of equipment behind the counter.

Counter tops should be of a material which does not discolor, scratch or chip easily. The best woods for the purpose are mahogany, walnut, maple, knotted pine, or birch, usually left unstained and impregnated with oil and beeswax.

Black glass will scratch and chip. Rubber will discolor and wear away too quickly. A good grade of inlaid linoleum, if waxed frequently, will stand up quite well. Stainless steel is good, but not as warm looking as other materials. Marble is good but expensive, and heavy construction is necessary to support it. Tile, in one color or combination of colors, is economical and durable. Terrazzo is very good and clean looking in various colors or in one shade. The entire counter, front of counter and foot rest may be continued, to blend into the floor.

Formica or similar type of plastic, in thin sheets or bonded on wood, stands up very well under heavy usage, does not discolor and needs no particular maintenance except hot water and soap.

Kitchen Equipment

Size of steam tables should be in proportion to the anticipated volume of business. Most places underestimate their requirements in this respect. It is far better to have extra capacity at first than insufficient space later.

Cutting boards in conjunction with the steam table, are useful for handling plates and carving meats. The board may be as narrow as 5 to 6 in., or wider if there is sufficient room. (While implying the question of aisles behind counters, we advise that as much clear working space as possible be allowed. Certain cities have laws specifying no less than 30 in.; some require 36.)

Floors should be of tile, terrazzo, concrete or a magnesium composition, and should be pitched to drains. A hot water faucet with a threaded end should be available for hose flushing. A sanitary edge all around the room should be 6 in. or 8 in. high, rounded at corners and part of the floor proper, to discourage the breeding

of vermin and rodents. All equipment should be on legs, except built-in refrigerators or ranges. Ranges, ovens, broilers and fryers should be placed on bricks or a raised solid platform. Ranges should, as a rule, be near the rear wall, properly hooded so that exhaust fans in the hood will draw fumes and odors from the other part of the kitchen towards the rear and then out.

Refrigerators: Two smaller ones may well be more convenient and flexible than a large one — one at about 40 degrees for vegetables, dairy items, eggs, fruits and general purposes; and another, at about 36 degrees for meats, fish, etc. A freezing cabinet in which to keep frosted foods is desirable. This should be in a separate room away from the heat of the kitchen.

Spreader plates are useful between ranges to hold pots and pans. Arrange to have a cold water faucet on a swivel handy at ranges.

Decorating — Painting — Plumbing

As a rule, it is unwise to have dark walls in a food shop. Light colors — salmon, rose, green or blue with gold or silver — with darker borders of the same shades will be attractive. Mirrors make a store cheerful. They reflect light and brighten the place, besides making it appear larger. People like to look in mirrors.

Brass pipes are a good investment. Unless local regulations prevent it, try to get a union coupling in as many places as possible for hooking up equipment. It will enable any defective apparatus to be removed, repaired or replaced with a minimum of time and effort.

Savell faucets instead of the old-fashioned screw shank type will prevent leaking — an expensive loss.

If using dumbwaiter from basement or mezzanine, make sure that it is a sturdy one, with steel cable and steel body rather than wood, which absorbs drippings — a breeding place for vermin.

There should be plenty of electrical outlets on back bar, in dining room, behind cashier's desk, in kitchen, stock room and washroom. Fuse boxes should be conveniently placed, easily accessible and plainly marked with the designation of each station and outlet. Try to get machines of the same voltage throughout the store.

Have plenty of non-glaring lights in kitchen. Accidents will be cut down greatly and glasses and dishes will be washed cleaner.

Lighting — Cashier's Desk

A well-lit place invites trade. Fluorescent lights are economical in operation and flexible for use on back bars in various treatments. It is inadvisable, however, to use white light alone. The coffee will look greenish and other foods will appear unnatural. This defect can be overcome by combining different color tubes — daylight, rose or light amber. The combination of incandescent lights with fluorescent is also good.

The cashier's desk should be sufficiently large to take care of several customers at once, and placed near the entrance for control and supervision, but not so near as to cause congestion. It may have a small case for the sale of cigars, chewing gum, candy, etc.

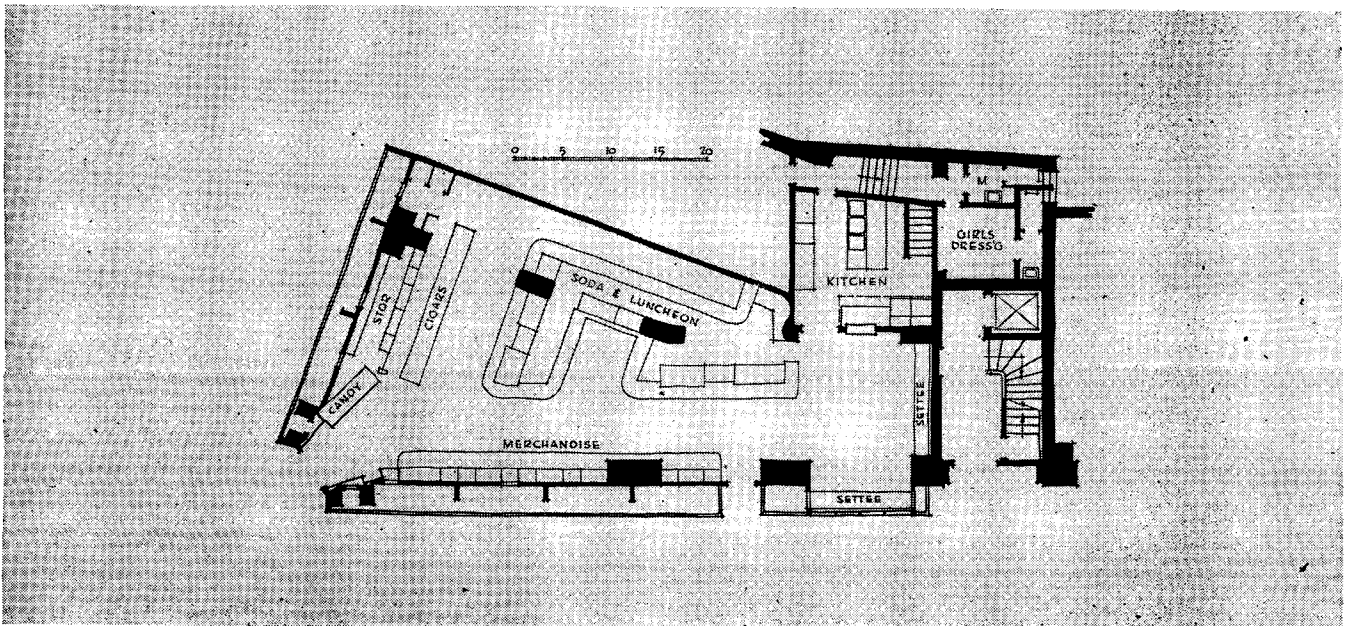


LOUFT & WOLF Photo

LATEST SCHULTE PLAN FOR CORNER LOCATION

*Designed by John A. Young, Engineer
Morris Lapidus, Associated Architect*

THIS most recent Schulte luncheonette, in Washington, D. C., is a typical exploitation of the corner site preferred by that organization for its chain locations. In accordance with Fleischman principles, the counter is on the wall opposite the entrance and visible from the street. Counter arrangement is a combination of single "U" and straight counter, with a joint steam table; otherwise they adhere to the basic layouts prescribed for each on page 108. Relationship of counter, kitchen and table area is tightly planned for maximum efficiency.



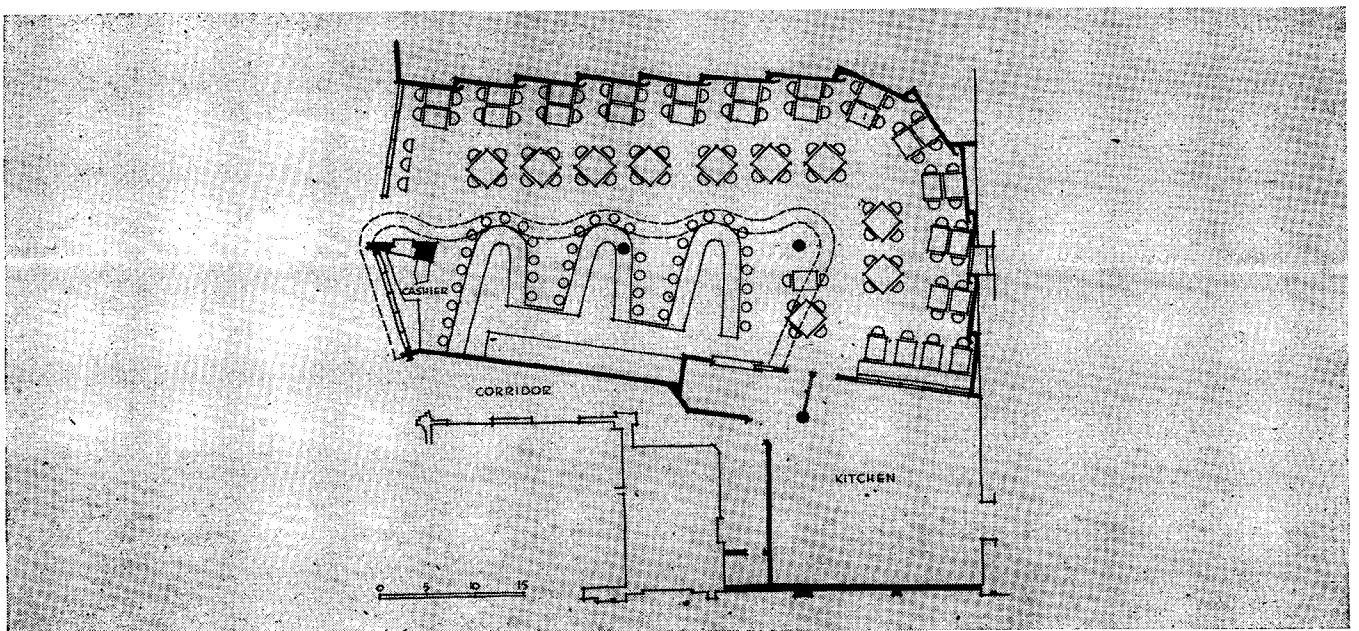



MORRIS LAPIDUS.

At least equally with luncheonettes on teeming street fronts, varieties of the type located in diversely busy building interiors require imaginative architectural treatment to make them distinctive and attractive. Bird-cage motif at Namm's, Brooklyn, is implemented by wood and glass screen at the entrance. Counter is backed with squares of architectural glass. Cashier is boxed in marble. The plan provides for separation of counter and table service. Counter waitresses get food through pass port; table waitresses enter kitchen directly.

INTERIOR LOCATION SETS SPECIAL PROBLEM

Morris Lapidus, Architect



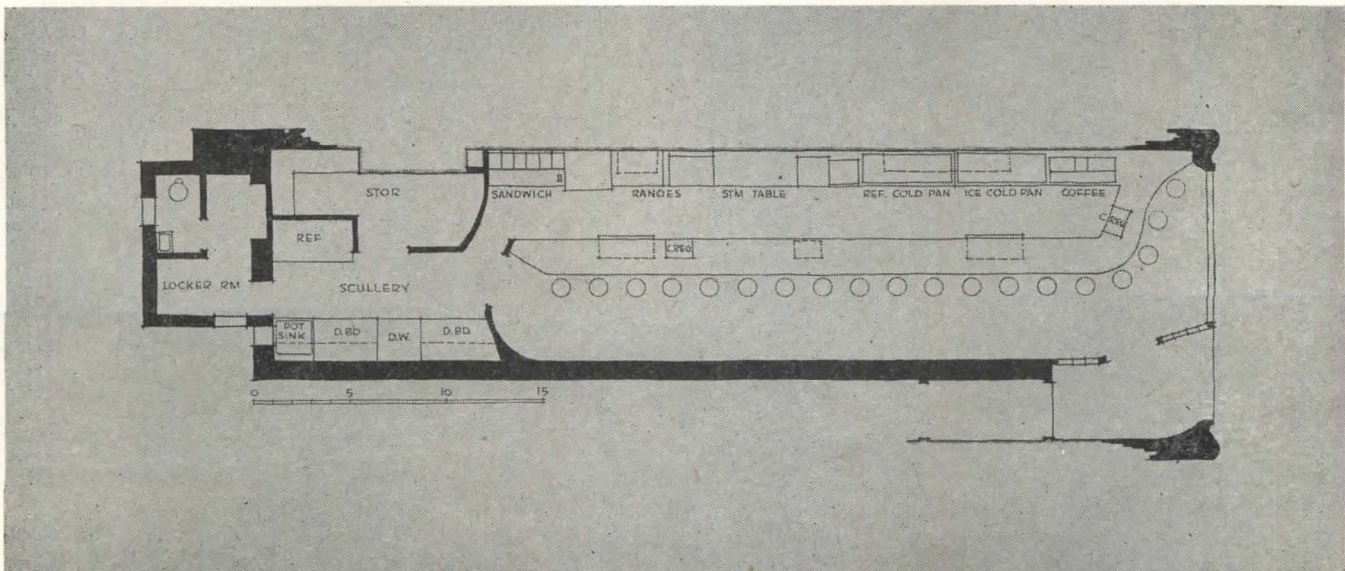


BEN SCHNALL Photo

MOSAIC FOR NEW DRAMA

Daniel Laitin, Architect; Mark J. Joseph, Engineer

MOSAIC tile was used extensively in this New York City Riker shop, according to the architect, "to make it as sanitary as possible . . . the first premise in design" — but as well to advance the new owner's intention of "transforming this set of shops from the white porcelain enamel stage." Glass tapestry mosaic, on the exterior, alternates in colors of Venetian red and buff. Special lettering originally designed for each panel gave way to owner insistence on traditional insignia "to retain some character of the old business." On the interior, diagonal tile strips are alternately cerulean blue and buff.

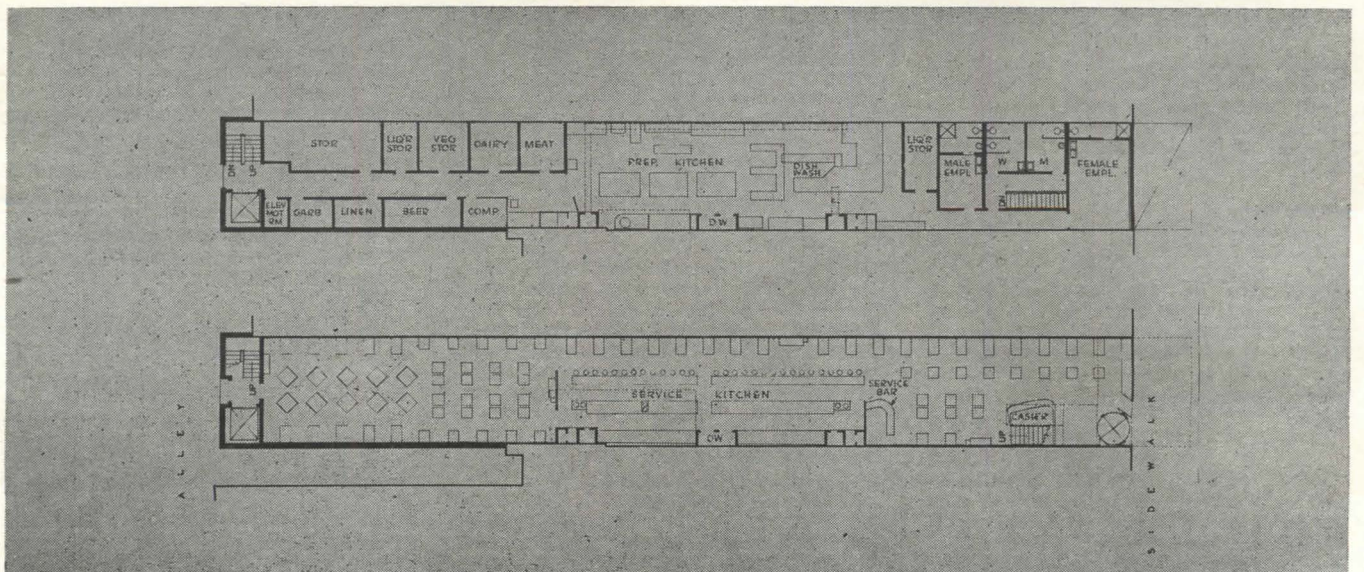




VERTICAL BASIS FOR DESIGN

Skidmore, Owings & Merrill, Architects

PART of Mr. Toffenetti's technique," say the architects, "is in keeping open to patrons' view the preparation of food, especially the operation of the service kitchen, the preliminary or heavy preparation being done behind the scenes," in this case on the second floor. Relative location of the two kitchens was the major consideration in fitting this restaurant into a Chicago location 24 by 190 ft. A basement location for the preparatory kitchen would have required very costly underpinning. "The two kitchens, one above the other, form a central core and a vertical basis of design for the entire restaurant."



RESTAURANT BIBLIOGRAPHY

The following bibliography is a part of a **Building Types Service** for architects recently inaugurated by the Library and the Department of Architecture of Carnegie Institute of Technology under the direction of John K. Shear. It comprises important technical articles dealing with restaurant problems, published since January 1, 1940.

A Restaurant Plan for a Complete Outpost Inn. Francis Keally, Architect; A. W. Dana, Consultant. ARCHITECTURAL RECORD, July, 1945, p. 72.

Cooperative Postwar Restaurant Plan. By Ernest W. Fair. RESTAURANT MANAGEMENT, Oct., 1944, p. 109.

Dining Booths. L. A. Abramson, Architect. PENCIL POINTS, Nov., 1940, p. 729.

Drive-in Restaurant. Simple design dramatizes this solution to the problem of eating in a motorized world. Thornton M. Abell, Architect. ARCHITECTURAL FORUM, Nov., 1945, p. 162.

Electric Kitchen Serves 23,000 Meals Monthly. Restaurant installation at Providence College described in some detail. Essentially a large scale problem. Installation and operation of equipment discussed. Of special interest is an energy demand chart. By C. H. Putnam. ELECTRICAL WORLD, May 31, 1941, p. 1858.

Essentials in Planning a Kitchen of any Size. By Harry Blumberg. RESTAURANT MANAGEMENT, Aug., 1943, p. 18.

Factory Cafeteria. Ingenious conversion of a loft floor into an efficient, spacious cafeteria. Alexander H. Girard, Architect. ARCHITECTURAL FORUM, Oct., 1944, p. 150.

Four Multi-Purpose Restaurants Planned for Postwar Service. By Francis Keally. RESTAURANT MANAGEMENT, Aug., 1943, p. 14.

Grand View Gardens Restaurant, China City, Calif. Harwell H. Harris, Architect. CALIFORNIA ARTS & ARCHITECTURE, Aug., 1940, p. 22.

How a Typical Community Is Planning Co-operatively for Postwar Trade. By Martin North. RESTAURANT MANAGEMENT, Oct., 1944, p. 113.

How to Feed 300 Workers in 10 Minutes. Description of the large scale feeding facilities at Graham-Paige Motors Corporation. Scheduling and time element closely related to space planning and equipment arrangement. A flow chart is noteworthy. By J. Murl Lents, Assistant Superintendent Buildings and Grounds, Graham-Paige Motor Corporation. FACTORY MANAGEMENT, Dec., 1945, p. 124.

Industry's Chow Line. A general review in brief form of the problems involved in the industrial plant cafeteria. The restaurant type feeding scheme versus the cafeteria; between-meal snacks are discussed. NATIONAL SAFETY NEWS, March, 1944, p. 11.

Laying Out a Cafeteria for "Spot," Rather Than "Line," Service. By Arthur W. Dana. RESTAURANT MANAGEMENT, Oct., 1945, p. 50.

Laying Out a Large Kitchen. By Harold P. Bock. RESTAURANT MANAGEMENT, June, 1946, p. 40.

Lighting; Champs Elysées Restaurant, New York. Decorative and acoustical properties of woven glass material utilized in reflecting surfaces. Eugene Schoen & Sons, New York, Architect and Decorator. ILLUMINATING ENGINEER, Sept., 1940, p. 666.

Need of Good Refrigeration in Cafeterias. Lists refrigeration equipment necessary for average installation and itemizes criticisms of current equipment. By Mabel Ashenfelter, Supervisor of Cafeterias, Welfare and Recreational Association of Public Build-

ings and Grounds, Inc., Washington, D. C. REFRIGERATION ENGINEERING, May, 1945, p. 369.

New Ideas in Industrial Restaurant Design. Arthur W. Dana, Restaurant Consultant. ARCHITECTURAL RECORD, Nov., 1945, p. 139.

Planned for Airport and In-Flight Feeding. By J. Gordon Carr. RESTAURANT MANAGEMENT, Oct., 1945, p. 39.

Planning Roadside Restaurants for Today's New Patronage. By Francis Keally. RESTAURANT MANAGEMENT, Oct., 1945, p. 33.

Planning the Postwar Roadside Restaurant's Kitchen Facilities. By Arthur W. Dana. RESTAURANT MANAGEMENT, Aug., 1945, p. 25.

Planning the Roadside Restaurant's Kitchen. By Arthur W. Dana. RESTAURANT MANAGEMENT, Oct., 1945, p. 34.

Planning Tomorrow's Restaurants Today. By Kenneth K. Stowell. RESTAURANT MANAGEMENT, Aug., 1943, p. 13.

Prospective Postwar Restaurant. RESTAURANT MANAGEMENT, Sept., 1944, p. 27.

Putting Restaurant Specifications on Paper. By Sumner Spaulding. RESTAURANT MANAGEMENT, Oct., 1945, p. 36.

Radiant Heating and Cooling for a New Plant Cafeteria. The installation of the coils and the problems inherent as well as the function of the controls set forth in detailed explanation. HEATING, PIPING & AIR CONDITIONING, June, 1943, p. 277.

Restaurants. Saarinen and Swanson, Architects. Igor B. Polevitsky, Architect. PENCIL POINTS, Aug., 1944, pp. 42-45.

Restaurant, Stevens Department Store, Chicago. Skidmore, Owings and Merrill, Architects. ARCHITECTURAL FORUM, Nov., 1941, p. 120.

1-2-3 Restaurant and Night Spot, New York. Fashionable eating and drinking place. Karl Doble, Designer. ARCHITECTURAL FORUM, April, 1942, p. 228.

Restaurant Building, Chicago. Engineering principles developed for steel storage tanks account for the unique form of this windowless air conditioned building. Winston Elting, Architect. ARCHITECTURAL FORUM, March, 1942, p. 177.

Restaurant in Stockholm, Sweden. Svedberg and Skawonius, Architects. PENCIL POINTS, Feb., 1944, p. 69.

Restaurants and Bars. Building Types Study, ARCHITECTURAL RECORD, Jan., 1940, pp. 74-102. **Article:** Restaurant and Bar Design. Technica and planning data contributed by the staff of "Restaurant Management," by the office of Scott and Teegan, architect, and by A. N. and T. Elliott Tolsan, Jr. engineers of the Penn.-Harris Hotel, Harrisburg, Pa. and the Hotel Bristol, N. Y. C. **Projects included:** Schaefer Center, N. Y. — World's Fair 1939, Architects Eggers and Higgins; Chapins Open Kitchen, Cleveland, Ohio, Designer Wilbur Henry Adams; Executive's Bar, Seagram Distillers Corp., Chrysler Bldg., N. Y., Architect Morris Lapidus; The Brook Club, Miami Beach, Florida, Architects Robert L. Weed, Edwin T. Reeder; Candlelight House, St. Louis, Mo., Architects Maritz, Young and Dusard; Blue Fountain Room, La Salle Hotel, Chicago, Ill., Architects Holabird and Root; Scott's Restaurant, Chicago, Ill., Architect J. I. Eppenstein.

Restaurants. Building Types Study, ARCHITECTURAL RECORD, Feb., 1942, pp. 65-76. **Projects included:** Dutchland Farms, Great Neck, N. Y. and Rockville Centre, N. Y. Architect Joseph Water-

son; Schrafft's, N. Y. C. B'way and 43rd St., Architects Bloch and Hesse; Howard Johnson, Cambridge, Mass., Architect Joseph Morgan; Remer's Night-Club, Savannah, Ga., Architects Leng and Clarke; Chase Hotel Cocktail Lounge and Starlight Roof, St. Louis, Mo., Architect Harold Kaplar; Sky Room, El Cortez Hotel, San Francisco Cal., Architects Hertzka and Knowles.

Restaurants, Planning for Tomorrow. Building Types Study, ARCHITECTURAL RECORD, Aug., 1943, pp. 67-84. **Articles:** Planning for Tomorrow, by James S. Warren; Restaurants of the Future, by Francis Keally, A. I. A.; Planning the Restaurant Kitchen, by Harry Blumberg. **Projects included:** Cane Restaurant, Belmont Hotel, Chicago, Ill., Architects Loebl and Schlossman; The Pump Room, Hotel Ambassador, Chicago, Ill., Architect Samuel A. Marx.

Restaurants. Building Types Study, ARCHITECTURAL RECORD, Oct., 1945, pp. 101-125. **Articles:** What Restaurant Owners Think About, by James S. Warren. Analysis of Restaurant, Space and Layout, by Sumner Spaulding. **Projects included:** Highway Restaurant for a 100-octane world, Architect Francis R. Keally; Two Airport Restaurants for Sky Chefs, Inc., Architect J. Gordon Carr; Cafeteria and Tavern Combination, Alton, Ill., Architect Hugo K. Graf; Clark's "Shakertown," Cleveland Heights, Architect Munroe Walker Copper, Jr.; New Notes Brighten an Old Name, Architect James F. Eppenstein; A Straight-Line Feeding System, Israel Demchik, Architect; Seven Seas Restaurant in Miami, Architects Igor B. Polevitsky and T. T. Russell.

Schrafft's Stores, New York. Bloch and Hesse, Architects. PENCIL POINTS, Jan., 1941, pp. 21-30.

Selling Seafood at the Seashore. Igor B. Polevitsky and T. T. Russell, Architects. RESTAURANT MANAGEMENT, Oct., 1945, p. 56.

Serving 60,000 Meals a Day, Lockheed Aircraft Corporation, Burbank, California. A description of the mass-feeding scheme at the Lockheed Aircraft Corporation Plant at Burbank, California. FACTORY-MANAGEMENT, June, 1944, p. 118.

Simons Coffee Shop, Los Angeles. Harbin F. Hunter, Architect. ARCHITECT & ENGINEER, July, 1941, p. 24.

Spaghetti Bar, New York. Conveyor brings food directly to waitress. Eugene Schoen & Son, Architects. ARCHITECTURAL FORUM, March, 1942 p. 177.

Specialized Problems Involved in Planning Airport Restaurant Kitchens. By Emerson Goble. RESTAURANT MANAGEMENT, Oct., 1945, p. 42.

Steam Requirements of Kitchen Equipment. A compilation of available data on steam requirements of laundry and kitchen equipment. HEATING, PIPING AND AIR CONDITIONING, Nov., 1942, p. 675.

Structural Details of Large Kitchen Hood. Complete drawings and descriptions of a large kitchen hood, 60 ft. by 12 ft. by 2 ft. 2 in. By O. W. Kothe. SHEET METAL WORKER, April, 1941, p. 31. **Toll House,** Whitman, Mass. David J. Abrahams, Architect. ARCHITECTURAL FORUM, Feb., 1942, p. 120.

Triple-Purpose Tavern Design. By H. K. Graf. RESTAURANT MANAGEMENT, Oct., 1945, p. 45.

Ventilation Refinements for a High-Grade Restaurant. A full description of a complete, modern restaurant air conditioning installation with photographs and drawings. SHEET METAL WORKER, Jan., 1941, p. 100.

Where 27 Seats Serve 2,500 Daily. By Israel Demchik. RESTAURANT MANAGEMENT, Oct., 1945, p. 54.

ARCHITECTURAL ENGINEERING

TECHNICAL NEWS AND RESEARCH

BLACK LIGHT AND COLOR MAGIC

LUMINESCENCE and "black light" suggest that kind of open magic which the modern architect especially loves. The whole process by which luminescence is produced by near-ultraviolet light, the so-called "black light" which is invisible in itself, creates a visual effect that is entrancing and mysterious.

Rarely has the emotional content of "black light" been capitalized by architecture as art, although spectacular use of it has been made on the stage of theaters. There, surrounded by darkness, figures in luminescent costumes are superlatively transformed. The only limit upon its effectiveness has been the skill and imagination of choreographer and stage designer. Some of the first attempts at architectural effects, on the other hand, have been rather infantile, consisting of decorative doodlings which jump at the spectator out of the darkness and merely suggest the possibilities dormant in the medium.

In the meantime the secondary use of luminescence, for safety, has been given enormous impetus by the war. On countless ships, proceeding through pitch-black night, phosphorescent marking

tape, which glows after exposure to light, served to guide crews and passengers to their stations after "darken ship." Below decks it was used to help locate vital equipment in the event of power failure, and as a guide to firefighting equipment and escape hatches.

In aircraft, the dials of instrument panels and gauges were delineated in fluorescent paint so that they could be seen under black light; maps and navigational charts were printed in fluorescent ink, or by standard lithographic process on fluorescent-filled paper. This enabled the pilot to read his instruments and charts with eyes adapted to darkness.

Use of the afterglow characteristics of phosphorescence for safety purposes in the event of light failure has been carried over into peacetime practice. Fire insurance companies recommend that fire-escape doors and emergency exits in public buildings, theaters, and institutions be marked with phosphorescent signs that will continue to glow for a considerable time after power failure. In fact, the city of Hartford has passed a city code requiring that all buildings of this type be equipped with exit signs

that will glow for at least one half hour. In addition to directional signs, phosphorescent paint or plastic moldings might well be used to outline the base of walls in enclosed halls and stair risers.


In houses, phosphorescent materials in strategic locations can save many a cracked shin resulting from groping in the dark. Light switches and switch plates, door knobs, and kick plates are being made from phosphorescent plastics which will glow for hours after exposure to natural or artificial light. Pointing to the promised day of television, fluorescent or phosphorescent lighting offers a means of providing minimum directional lighting for rooms when lights are turned off for its reception.

It has also been suggested that luminescent paints might offer an economical means of stepping up lighting in rooms that employ conventional tubular fluorescent lighting. Luminescent paint on walls and ceilings is activated by ultraviolet light escaping from the fluorescent fixtures, and thus utilizes the otherwise wasted energy. The glow of the paint, although not apparent in the lighted room, would add to the total effect.

LUMINESCENT LIGHT *Luminescent Light is cold light, which glows colorfully in certain chemical pigments when activated by outside radiant energy.*

BLACK LIGHT *Black Light, the usual source of this radiant energy, is that portion of ultraviolet light nearest the visible portion of the spectrum.*

There are two types of luminescent pigments: FLUORESCENT and PHOSPHORESCENT. Fluorescent pigments emit light only during time of exposure to radiant energy and require black light for viewing. Phosphorescent pigments emit light not only during exposure but produce an afterglow. When only afterglow is to be used, sunlight or ordinary lighting can serve as "charging" medium.



An invaluable wartime use of black light was to illuminate instrument panels in aircraft. Gauges were delineated in fluorescent paint in order to be visible to dark-adapted eyes

DECORATIVE EFFECTS

In the field of decoration, luminescent lighting offers an effective kind of color magic. Its first large-scale use for decorative effect was in theatrical staging and costuming. Under black light, scenery painted with fluorescent pigments bloom with clear color, and chorus girls, costumed in fluorescent treated fabrics, become disembodied patches of color in the darkness.

In similar fields of architectural decoration where showmanship and unusual color effects are desirable, such as in

theaters, bars, and night clubs, luminescent lighting offers a new medium of decoration. In such darkened or dimly lighted interiors, luminescent colors can furnish glowing accents of color in murals, architectural trim, displays, and fixtures, and also in draperies, fabrics, and floor coverings. Since luminescent color is a direct source of transformed light, rather than merely a reflecting surface, the effect is that of exceptionally pure color glowing from within. Certain fluorescent lacquers display a heightened brilliance even in daylight or shadow, with a luminous quality not found in ordinary colors. Under black light, the effect is increased.

Decorative murals have been over-painted with luminescent paints in several motion picture theaters, and, aside from their arresting effect, were found to give the audience a feeling of being within a theater rather than in the center of black nothingness. Also, theater patrons need no longer grope in darkness for seats. Carpets, woven with fluorescent-treated yarns, mark aisles clearly and less obtrusively than aisle lights.

There are no harmful effects upon eyesight that are characteristic of commercial black light. While one probably should not stare directly at its source for a long period of time any more than at any source of light, its wavelength is very near that of visible light and above that of the harmful ultraviolet rays of a lower wavelength.

Black light requires shielding at its source, however, because direct near-ultraviolet rays may produce an unpleasant haze, due to calcium in the eyeball and chemicals in some tinted eyeglasses which are mildly fluorescent. It should be shielded from people for

this reason and also because it causes hair, teeth, and finger nails to "glow" or fluoresce, upon direct exposure. Sources of black light can readily be directed and shielded, just as any type of confined lighting source, and is best suited for wall, cove, and ceiling lighting. An ideal location to assure proper illumination of a fluorescent wall mural is in the ceiling. Black-light sources should be placed at an angle, centering their beams two-thirds of the way from ceiling to floor. They should be evenly spaced for equalized light upon the mural so that resulting colors will be uniformly bright.

In locations where black light is inapplicable, phosphorescent afterglow can be used. After exposure to normal artificial light, phosphorescent material will glow independently for a considerable length of time, though with decreasing intensity. In a night club, the normal interval between floor shows would seem to be sufficient to "excite" phosphorescent surfaces more than enough to last for the duration of the performance, when lights are dimmed. The brightness level of afterglow of a bluish green phosphorescent pigment has been compared with the visibility of white paint on a bright starlit night and found to be 25 times as bright in the first hour, diminishing to twice the brightness, or more, after seven hours.

THE ABC'S OF LUMINESCENCE


In chemistry there are certain pigments or chemical substances which absorb energy from a radiant source, and, after converting such energy to another form, re-emit it as visible, colored light. In other words, the pigment swallows up one form of light and immediately or slowly re-emits visible light of another color. The basic ingredients of these substances are organic or inorganic chemical compounds manufactured under exactly controlled conditions. Before the war they were scarce and expensive, but now are produced on a tonnage basis.

These inorganic compounds include zinc sulfides, zinc and cadmium sulfides, and calcium and strontium sulfides, depending upon which metal is predominant in each compound. In their manufacture, an exceedingly small amount of some other metal, such as copper, bismuth, silver, or manganese, is mixed with the pure compounds because none of the compounds alone would have a brilliant luminescence. When a little of this activating metal is added, however, a compound is formed which will glow colorfully. Organic materials consist of synthetic dyes, dye intermediates and their metallic salts, including such materials as rhodamine, eosine and flavine.

Consequently, luminescent compounds or pigments have the unique ability of being able to absorb radiant energy



These signs, glowing in the dark, demonstrate the use of phosphorescence for safety in the event of sudden power failure



Auditorium walls are a logical place to utilize fluorescence in the decorative scheme of theaters. Left: A mural usually is effective only when house lights are on. Right: When painted in colors that are fluorescent under black light, it glows subtly in the dark. Black light sources, located in the ceiling, confine their unseen rays to the mural. Auburn Theater, Rockford, Ill.: Edward Paul Lewin, Architect

principally from near-ultraviolet light, and re-emit it as visible light.

In commercial practice, these substances are incorporated in paints, dyes, or plastics and a ready source of activating energy used, so that large surfaces and objects can be given luminescence with an altogether new freedom.

There are, of course, the two different types of luminescent pigments: fluorescent and phosphorescent. Fluorescent pigments emit light only during the time of activation. When the activating source of ultraviolet or black light is cut off, the fluorescent pigments cease to glow practically immediately. Phosphorescent pigments, however, have a useful afterglow and continue to emit visible radiant energy for varying periods after activation ceases. This afterglow varies in duration from 30 minutes to eight to ten hours, depending upon the phosphorescent material used. When only the afterglow characteristics are to be utilized, the activating source need not be black light but can be sunlight or any form of artificial lighting, which of course must be removed before the phosphorescent effect can be seen.

COLORS AND INTENSITY

Colors of fluorescent pigments in daylight or under regular lighting, appear as white, green, buff, cream, light yellow, deep yellow, cerise, and blue. But during excitation in comparative darkness these colors change to various other colors: light yellow to brilliant orange-yellow, deep yellow to rich red, and slate blue to light blue. Other pigments fluoresce green and yellow. Phosphorescent pigments after excitation range in color from blue to orange yellow. Certain organic substances have been developed

which have bright, rich daylight color and retain practically the same color under black light, merely increasing in brilliance.

Aside from the color, the intensity or brightness of fluorescence depends on the type of pigment. For example, under the same excitation, one pigment fluorescing a yellow light may be brighter than another pigment which also fluoresces yellow. The brightness or intensity also varies with the intensity or power (wattage) of the exciting light. Each of these pigments will be considerably brighter under a 100-watt "black" light than when exposed to a 2½-watt argon glow lamp, which is a weak source.


In the case of phosphorescent pigments, the intensity and length of afterglow depend on many factors, including (1) type of pigment, (2) medium in which it is incorporated, (3) intensity of the exciting light, (4) the length of time that the pigment is exposed to the light, and (5) the temperature. For instance, one type of phosphorescent pigment will glow for a longer time than another when both are excited by the same light for an identical period of time. Either pigment would require a much longer exposure to a 25-watt lamp than to a similar 100-watt lamp to excite its full duration of phosphorescence.

The amount of activation required to attain maximum afterglow also depends on the type of pigment. Generally speaking, a pigment that has a long afterglow requires more time of exposure to an exciting light than a pigment that has a short afterglow. A few seconds direct exposure to sunlight will fully excite a short-afterglow pigment, while a long-afterglow pigment may require a minute or two. The sun, of course, is a very in-

tense light source and will excite these pigments more rapidly than any man-made light.

Another fact to keep in mind is that the initial brightness, which is the brightness of afterglow immediately after the exciting light is removed, is not the same for all phosphorescent pigments. The brightest pigment may be about ten times more intense than the dimmest pigment, the brightness of the others being somewhere between them.

It is difficult to say definitely to what point the afterglow can fade before it becomes no longer visible. In complete




On ceilings, too, fluorescence imparts a self-luminous effect in glowing color, adding interest to an otherwise dim void

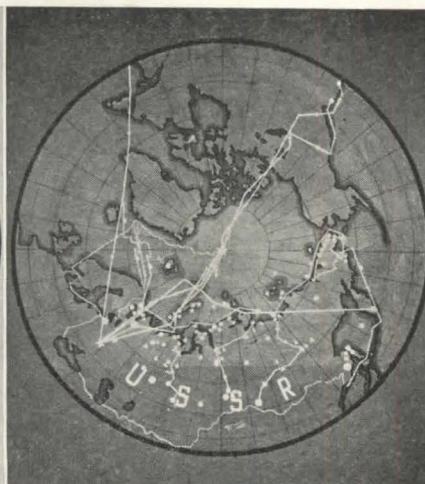


Fluorescent-treated yarns are woven into carpet so that under black light they guide theatergoers in darkened auditoriums

darkness, the afterglow of most pigments can be detected by dark-adapted eyes for twenty-four hours or longer, particularly where large areas are to be covered. For decorative effect, its useful duration would be less, of course, from 30 minutes to about eight to ten hours, depending upon the pigment and area covered. In addition to the brightness and the size of the area covered, other factors which are involved are the degree of surrounding darkness, the sensitivity of the eye, and the distance from which the phosphorescence is observed.



Phosphorescent door numbers and switch plate can be seen for six to eight hours after exposure to sunlight or other illumination



You may remember seeing this at the New York World's Fair in 1939. One of the first striking uses of fluorescence, this air-routes chart gave little indication of its fluorescence until exposed to black light. Then directional lines "jumped" at spectators in bright color

DURABILITY

Similarly, it is not easy to formulate an exact standard of durability for luminescent pigments, due to the varying factors and conditions involved. Some phosphorescent types, however, were in continuous use for two or three years during the war. All of the zinc and cadmium pigments, both fluorescent and phosphorescent, are quite stable under conditions of normal service. Under certain conditions of outdoor service and in certain vehicles, some pigments may show a photochemical change called "light-darkening." Calcium and strontium phosphorescent pigments are sensitive to water and acids, and, if not protected by a binder medium, are unstable. When properly protected, these pigments are said to give service for at least six months outdoors. Organic pigments, which have a brighter daylight color, now possess a fair resistance to sunlight and excellent durability indoors.

LUMINESCENT PAINTS

Both types of luminescent materials, fluorescent and phosphorescent, are used in making luminescent paints. Best results are obtained when luminescent paints are applied over bright white surfaces. In general, it is good practice to use an undercoat of regular paint or two undercoats using the same vehicle as that used in the luminescent coating. Since fluorescent pigments are comparable to regular pigments in their paint-making properties, fluorescent paint can be applied readily by brush, spray gun, or palette knife.

Phosphorescent pigments, because of their coarse crystalline structure, provide poor brushing characteristics to

paint. The best method of applying is by spray gun. Uniform covering, however, can be obtained by the application of two coats over at least one coat of white primer.

No radium, radioactive material or elemental phosphorus is used in these pigments, and therefore luminescent materials are non-toxic. Of the sulfides used, only cadmium sulfide can be thought of as a possible hazard; but in the amounts contained in paint, it is impossible to consider that this compound of cadmium will be as dangerous as is the ordinary application, either by brush or spraying, of paints using lead pigments. In the removal of the cadmium-containing paint from old surfaces, precautions ordinarily used for lead paints will be entirely satisfactory.*

LUMINESCENT TEXTILES

Textile fabrics may be coated or printed with luminescent pigments, or processed with fluorescent dyes, for such applications as marking tapes, draperies, upholstery, and wall and floor coverings. Treated yarns have been used with success for luminescent carpeting.

LUMINESCENT PLASTICS

Plastic rods, sheets, discs, cast films, and laminates are being made, which contain luminescent pigments incorporated in transparent or translucent plastics at the mill. Also, ordinary plastic articles can be coated with luminescent paints or printed with luminescent inks. In the first case, the luminescent pigment is incorporated with the resin before the molding or casting operation.

* Quotation from a letter by Dr. C. K. Drinker, Dean and Professor of Physiology, Harvard University School of Public Health.

In the other, the plastic product is molded or finished and then given a luminescent coating by one of several printing processes — letterpress, silk screen, lithography, dusting process, or decalomania.

LUMINESCENT INKS AND PAPERS

Also available, although not as applicable to the field of architectural decoration, are pigment-coated paper and luminescent printing inks.

ACTIVATING LIGHT SOURCES

The sun, of course, is the most efficient light source. Its use, however, is limited to the excitation of phosphorescent pigments since fluorescent pigments must be viewed during the time of exposure to the light source and the sun is too bright to permit full viewing of fluorescence.

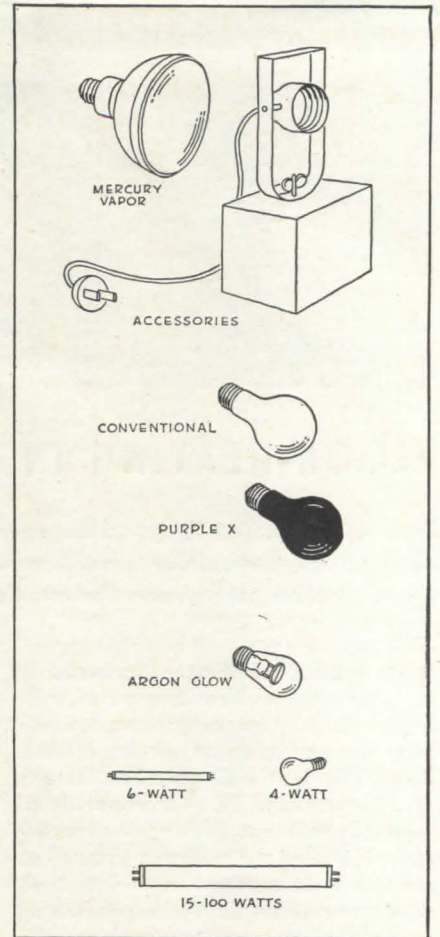
Mercury Vapor Lamps: A number of mercury-arc lamps, ranging from a 100-watt to 1,000-watt (water-cooled) and higher, are available. They are probably the most efficient light sources for the excitation of both types of luminescent pigments, but if used to excite fluorescent pigments they must be equipped with suitable filters to eliminate the greater part of visible light. They can be used only with alternating current, and require a few minutes warm-up before output reaches normal. If turned off, they must cool before they will relight.

Fluorescent Tubular Lamps: These are very efficient for use with phosphorescent pigments, but do not deliver sufficient ultraviolet light for the excitation of fluorescence, except at close range. However, the new fluores-

cent lamps which contain the so-called "360 BL" phosphor are highly efficient for use to excite fluorescence, but they must be equipped with filters to eliminate most of the visible light. A 4-watt (known as the RP-12) fluorescent (360 BL) lamp operates on a 24-volt direct-current circuit. Also available are 6-, 15-, 30-, 40-, and 75-watt tubular fluorescent lamps, for use on regular 110-120 volt, 60 cycle alternating-current circuits. They are suitably filtered, and can be used for efficient excitation of fluorescent or phosphorescent pigments. If phosphorescence only is to be utilized, any of these lamps without filters can be used.



Incandescent Filament Lamps: Filament lamps are used primarily for the excitation of phosphorescent pigments but the lamp can also be used to excite fluorescence if it is properly filtered to exclude white light. A "purple-X" bulb is a filtered filament lamp (250 watts) operating at overvoltage on either alternating-current or direct-current circuit for intermittent use to excite fluorescent pigments. It should not be used for periods longer than 10 minutes as the bulb will overheat and soften.

Argon Glow Lamps: These lamps are small in size, low in cost, light up immediately, and have a long life. They are available in conventional sizes and operate on either alternating current or direct current. Although they are satisfactory for the excitation of either fluorescence or phosphorescence, their use is limited to such uses as glow lamps and small decorative effects, because of low output, $\frac{1}{16}$ to $2\frac{1}{2}$ watts.




Some activating sources of black light

Photos courtesy of The New Jersey Zinc Company; Switzer Brothers, Inc.; Black Light Products; StrobLite Company; Monsanto Chemicals Company, Plastics Div.; Alexander Smith & Sons Carpet Company; Theatre Catalog 1945 Transcontinental & Western Air, Inc.



Normal under ordinary light, this theater mural glows mysteriously in darkness Centre Theater, Bloomfield, N. J.: M. D. Sornik, Architect



FLOOR-HEATING IN HANGAR DESIGN

General Electric Test Hangar, Schenectady, N. Y. Office of Marcus T. Reynolds, Architects-Engineers; Roberts and Schaefer Company, Engineers; Joseph L. Ottenheimer, Mechanical Engineer; Corbetta Construction Company, General Contractor

THE heating of hangars customarily presents a problem because of their high ceilings, great cubic area, and the large size and frequent opening of their doors. The General Electric Test Hangar at Schenectady, N. Y., required an especially efficient heating system because it is used not only as a hangar but also as a laboratory, requiring both adequate comfort for working personnel and relatively constant temperatures for development and test work. Indications were that this would be a logical building type for radiant heating, by the circulation of hot water through a carefully designed system of pipes embedded in the concrete floor; a premise borne out by later tests.

Hangar is 160 ft. wide and 175 ft. deep, with a two-story office and workshop wing and an adjoining 60-ft. control tower. A steam vapor heating system is used for the offices and workshops, but the entire hangar area is heated by 20,000 ft. of 1½-in. pipe in the concrete floor for the circulation of hot water.

DESIGN AND INSTALLATION

The radiant-heating system is designed to provide comfortable conditions in cold weather with floor surface temperature of 85° F., and water supply temperature not to exceed 130° F.

Floor area of the hangar is divided into 20 heating panels, each 40 ft. long and from 24 to 40 ft. wide. The longest radiant panel coil was designed to be 1,600 ft. long, which indicated use of 1½-in. pipe for proper flow resistance. Wrought-iron pipe was employed because of its adaptability to bending and welding, and sinusoidal pipe coils, to insure full water circulation.

In periphery floor panels, spacing of pipes is on 12-in. centers; and in interior floor panels, on 24-in. centers. Floor slabs were placed upon a 12-in. fill of

compacted gravel. Each radiant heating floor panel is isolated from adjacent panels and walls by a preformed expansion joint. Wherever floor panel supply or return lines pass through construction expansion joints, flexibility is provided by expansion loops, covered with asbestos cell insulation jacketed with roofing felt, all of which is embedded in the concrete. Each radiant heating floor coil has a manual air relief valve for bleeding air to prevent air binding, and the system has master automatic air-relief valves.

BOILER EQUIPMENT AND CONTROLS

Boiler equipment consists of two cast-iron sectional steam-heating boilers, fired by heavy oil burners. Water for floor-panel coils is heated by means of a steam-water heat exchanger. Positive water circulation to the floor panel coils is obtained by means of two electric centrifugal pumps. Temperature within hangar area is controlled by an outside thermostat and a pilot limiting the temperature of the water for the heating panels. These two controls activate

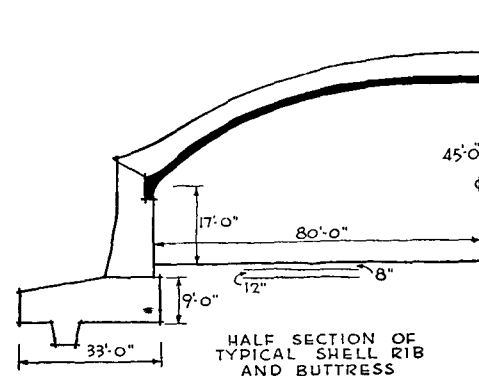
the steam valve which supplies heat to panel water as required.

LEAK TESTING

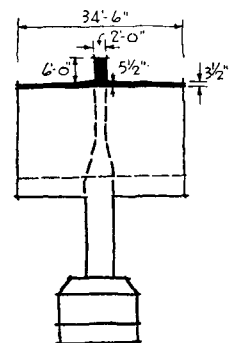
A hazard in such a heating system is the possibility of leaks in pipe joints, bends, and seams that cannot be reached for repair once the floor slab has been completed. Therefore, as each radiant panel pipe coil was completed, and before concrete was poured, it was hydrostatically tested under 150 lb. per sq. in. pressure for 24 hours, losing a minimum of 5 lb. per sq. in. Water was then drained and the coil pneumatically tested at 150 lb. per sq. in., inspecting all joints for leaks with a soapy solution.

INITIAL OPERATION

The system was completed and placed in service in March, 1946. Radiant floor panels were filled with water when the temperature of the concrete was 34° F.; air temperature within the hangar, 40° F.; and outside temperature, 35° F. After five hours of operation, a complete set of readings showed that the outside temperature had dropped to 25° F.,



HALF SECTION OF
TYPICAL SHELL RIB
AND BUTTRESS



LONGITUDINAL SECTION OF
TYPICAL SHELL PANEL

Detail of concrete-arch clear-span roof and buttress of General Electric Test Hangar

while the radiant floor panels had reached 84° F. and the air temperature within the hangar had risen to 48° F. At the time of these readings, the temperature of water supplied to the radiant floor panels was 130° F., and that of returned water, 90° F.

After 15 hours of operation, the temperature of the air within the hangar assumed the desired 60° F., while the outside temperature continued to drop. Average vertical temperatures from breath line to ceiling of the hangar showed a variation of less than 2° F.

While no extreme winter weather has been encountered since this initial operation, it is expected that such a condition can be met without difficulty, due to the system's previous performance and the heat "pick-up" shown upon starting and operation.


HANGAR CONSTRUCTION

Of interest also in these days of material shortage is the construction of the hangar, itself, which is of reinforced poured concrete with brick and glass curtain walls. The hangar proper, 160 ft. by 175 ft., is roofed by a concrete-arch clear-span roof with a height of 17 ft. at side walls and 45 ft. at the center of the span.

The roof is divided into five panels having four main and two end arch ribs homogeneous with a concrete roof slab or shell, covering a width of 34 ft. 6 in. by the full span of 160 ft., and constructed in the inverted T-beam manner. Ribs are 2 ft. thick and 6 ft. high, and the roof slab supported from the bottom of the rib is 5½ in. thick at the rib and 3½ in. thick at the construction and expansion joints. Each rib springs from a concrete abutment pier, 3 ft. by 10 ft., which in turn is carried on a concrete footing, measuring 15 ft. in width, and extending in the form of a foot 33 ft. away from the building. The keyway measures 3 ft. by 3 ft. by 15 ft. Footing, pier, rib arch, and roof arch slab are all homogeneous, the footings being carried down to solid rock base.

This particular type of construction was selected because it made possible immediate building with readily available materials. Its fire-resistant qualities were demonstrated by a wartime accident when a B-29 bomber crashed inside a similar hangar in Dayton causing fire and explosion of six smaller aircraft within the hangar. The intense heat caused practically no damage to the hangar other than minor surface damage.


Other advantages of this type of hangar roofing is that it may be painted white for improved interior lighting, and that the elimination of exposed steel trusses affords no nesting surfaces for birds, which often frequent such areas and cause no small expense for cleaning.



Floor area, 160 ft. by 175 ft., is divided into twenty radiant-heating panels. Spacing of pipe is on 12-in. centers, in periphery panels, and on 24-in. centers, in interior panels



Radiant-heating coils form an integral part of the floor. Cement is poured on a 12-in. fill of compacted gravel. Before pouring, pipe joints are pressure-tested for leaks



Where supply or return lines pass through construction expansion joints, expansion loops are provided, covered with asbestos cell insulation, then jacketed with roofing felt

TRENDS IN MARINE TERMINAL DESIGN

Now that the world has returned to the peacetime pursuit of trade, new interest centers on marine terminal and port construction. The RECORD, in collaboration with the publication World Ports, presents a factual report on design features recommended by port engineers and operators.

THE function of a marine terminal is to provide efficient handling of cargo between ship and rail or truck. Its workable operation depends largely upon the design and relationship of component parts, such as length and width of sheds and platforms, vertical clearances, spacing of wall and interior columns, dimensions of door openings, and location of railroad tracks.

Basis of the following recommendations for the design of marine cargo terminals was a survey conducted by two port engineers, E. C. Earle of Los Angeles and Frank G. White of San Francisco. Port engineers and operating

companies were canvassed by questionnaires to learn the general dimensional factors which they favored for future construction, in order to provide a helpful index of recommendations based on experience.

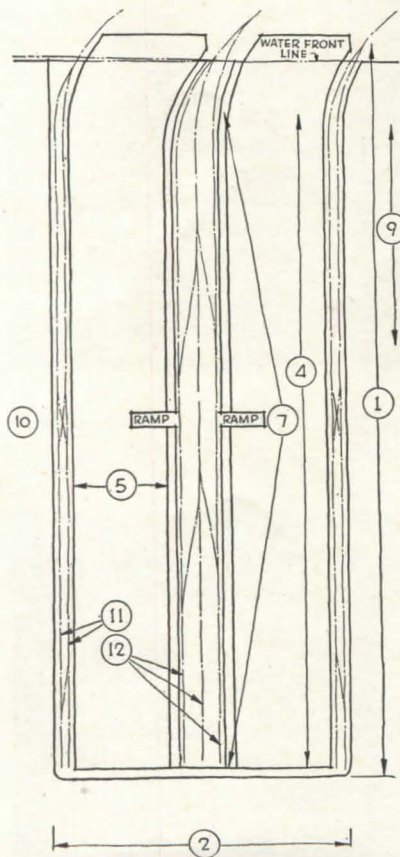
The "double pier" type of terminal with one-story sheds was approved in the majority of cases for the handling of general cargo. Recommended dimensions for a pier of this type are shown in the accompanying table. The dimensions consist of the highest figure recommended by anyone, the lowest figure, and the average of all replies. These are recommendations of port engineers. Operators

of steamship companies and stevedoring companies gave averages for certain basic dimensional factors as shown in the right-hand column of the table.

Note should be made of the fact that recommendations of all experts in the survey were in relatively close agreement as to dimensional recommendations, despite the fact that they had been made with local considerations in mind.

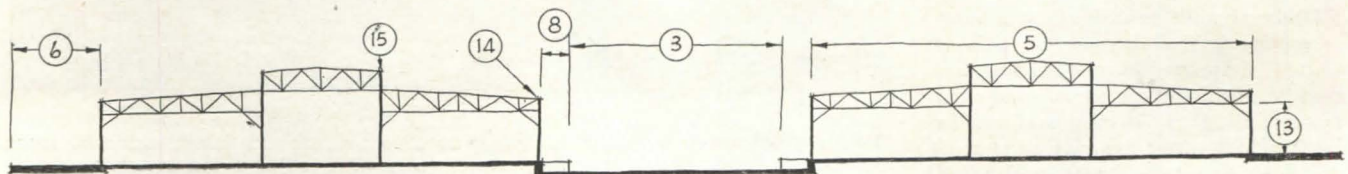
The recommendations are summarized as being indicative of a trend toward wider transit sheds with wider apron wharves, resulting from changes in types of vessel construction, size of vessels and modern methods of cargo handling.



Many engineers question the usefulness of the loading platform (guide numbers 7 and 8) in terms of the cost of the additional pier width required to provide for it. Its appearance in the plan is for reference purposes only. Individual cost conditions, such as whether the terminal is to be constructed on piling or fill, or is to be a marginal wharf, are the governing factors.



DESIGN RECOMMENDATIONS FOR
GENERAL CARGO MARINE TERMINAL FACILITIES

Dimensional Factor	RECOMMENDATIONS (ALL DIMENSIONS IN FEET)			Average Recommendation by Steamship and Stevedoring Companies
	Highest	Lowest	Average	
1. Over-all length of terminal	1500	500	1100	920
2. Width of double pier	676	316	489	
3. Width between platforms	164	38	86	
4. Length of shed	1460	450	810	
5. Width of shed	220	96	155	200
6. Width of apron	50	15	33	33
7. Length of loading platform	1460	450	840	
8. Width of loading platform	17	4	12	
9. Average length of ship accommodated	600	400	470	
10. Depth of water alongside	40	30	35	
11. No. shipside railroad tracks	4	1	2	2
12. No. landside railroad tracks	5	1	3	2
13. Minimum vertical clearance in shed	24	12	17	25
14. Longitudinal spacing of wall columns	44	10	24	
15. Longitudinal spacing of interior columns	100	20	33	
16. Width of door openings waterside	24	12	16	
17. Height of door openings waterside	20	9	14	
18. Width of door openings landside	24	10	16	
19. Height of door openings landside	20	9	12	





MORRIS ROSENFELD Photo

Good pier shed design features continuous series of doors. Shown here are two general types. Left: The rolling curtain type door is made with interlocking slats, fitted with end locks for easy operation, and counterbalanced by means of coil springs inside the roller shafts. Wind locks prevent pulling out in high winds. Right: The turnover door is divided into two leaves or sections, the lower section rising behind the upper one and both then swinging away from the door header to assume a horizontal position

PIER DOORS—PRINCIPLES AND TYPES

TYPICAL pier and dock shed construction embodies solid ends, inshore and offshore, in which may appear utility openings in the form of windows and doors. However, by "pier doors" is generally meant that series of large doors running the length of the shed, with emphasis upon those serving the shipside or land-side portion of the terminal. These doors are of two basic types: the rolling curtain door with metal slats, and the horizontally-hinged section-type door with panels formed of structural members covered with heavy sheet metal, usually 16 to 14 gauge. A recent survey reveals an over-all preference of port engineers for the rolling curtain door, although several major ports, particularly on the east coast, prefer the folding type.

Regardless of type of construction,

certain major principles apply.

Size: Height and width must permit unimpeded flow of mobile freight-handling equipment and regular and easy traffic to and from apron area. (See Table of Recommendations, opposite page.)

Spacing: Doors, particularly shipside doors, should be numerous to the extent of being practically continuous.

Durability: Doors must withstand frequent opening and rough usage. Rolling curtains or sections should be heavily galvanized by hot process on account of moisture and salt air.

Operation: Primary requirement is simplicity. Doors should open upwards so that close proximity of stacked cargo will not impede their opening. Doors generally are manually operated, there



being little time element in their operation. Motor-operated doors are preferable, however, from the standpoint of convenience and protection against pilferage.

Safety: Manufacturers have incorporated safety devices to prevent uncontrolled descent in case a chain breaks.

Lighting: Doors can provide additional natural lighting within shed, particularly in two-story pier sheds where sash in upper panels can furnish light to that area. Solid doors, however, give more protection against fire and pilferage.

Maintenance: Doors require systematic maintenance. A regular program of lubricating moving parts and making minor repairs will prolong their life indefinitely. The rolling-curtain type door can be repaired readily in case of damage by sliding in new interlocking sections to replace damaged portion. This type has an additional advantage of adjusting itself to settling of pier structure.

Left: The lift-swing door is similar to the turnover door in operation except that it swings inward at the bottom. This has the advantage that in bad weather the door does not have to be opened fully to permit cargo hoisting lines to clear the door. Right: The lower section of this type of door may be left in position when it is desired to provide a barrier for passenger decks of steamship piers



DESIGNING THE HOME DARKROOM*

THE construction of the darkroom will be influenced by these factors: How often will the room be used? How many people are to work in it simultaneously? And, what type of work is to be done there — film development, contact printing, enlarging, or the “works”?

A room that is to be used frequently, even by only one person, should naturally be larger and better fitted for convenient operation than one which is to be used only on occasion. Likewise, two workers will definitely require more space than one. And since photography is a companionable art, and most photographers enjoy having another work with them from time to time, two workers should be considered the rule rather than the exception.

As for processing operations, contact printing and film development require relatively little space, but enlarging is a bit more demanding. Many amateur photographers today either own enlargers or have definite plans for acquiring one as soon as possible. Therefore, from any standpoint it is not practical to think of the home darkroom exclusively in terms of an additional closet. A darkroom may be located in a large closet, but for photographic efficiency and for added home appeal, it is advisable to approach the proposed darkroom as a room — complete in itself, and yet an integral part of the house.

Location Fundamentals

The location of the darkroom will, of course, be determined by what space is available, yet consideration must be given to convenience in relation to plumbing and electrical facilities, uniformity of temperature, and dryness.

An attic is seldom satisfactory for a darkroom, because unless well insulated it is likely to be too hot in summer and too cold in winter. The installation of plumbing in the attic is often difficult and usually expensive. Spillage and overflows can cause extensive damage. A damp cellar, on the other hand, is just about as poor a location as an attic. Dampness causes deterioration of films and papers, and results in weak, mottled pictures. A first or second floor room is likely to work out nicely if space can be allotted there, but the ideal location for the darkroom is a dry basement — particularly if uniform temperatures are maintained there — since plumbing and electrical connections are usually nearby.

*By N. C. Ferguson, Eastman Kodak Co.

But regardless of location and size, the first requirement is obviously that the room be capable of excluding all light. The sensitivity of modern photographic materials is such that total darkness is an absolute necessity. No white light can be permitted to leak in around the door or through any other opening.

The second requirement is that space for necessary equipment and apparatus should be so arranged as to allow the work to progress in the most convenient and efficient manner with a minimum of lost motion. The general flow of all photographic processing is from dry work to wet, and, finally, to drying or dry work again. In printing, this is exemplified by dry work at the contact printer or enlarger, then wet work as the print moves through the developer, stop bath, fixing bath, and wash water, and dry work once more as the print is dried again. It is therefore good practice to plan the darkroom in such a manner that all of the dry work can be done on one side, or at one end, and the wet work on the other side or the opposite end.

A darkroom of the type of Plan A (page 125) is very well adapted to all amateur work, and provides all necessary facilities for processing and print making, so that the home photographic unit is complete. Notice that the number of electrical outlets in the room provides for two safelights on the “wet” side, a safelight and outlets for the printer and enlarger on the “dry” side, and a central overhead indirect lighting box. An indirect lighting box can be used, incidentally, for a white light, or if preferred, for a general over-all safelight.

Home Darkroom Sinks

Since the majority of the operations on the “wet” side of the darkroom will center about the sink, and since several operations may be carried on in the sink itself, it is important that the sink be large and properly placed.

A good standard size for the sink is 36 to 48 in. long and 18 to 20 in. wide. The best sinks for darkroom work are those made of stainless steel, but they are also the most expensive and, these days, the most difficult to get. Enameled iron sinks are also very satisfactory, but if a metal sink is not obtainable, wooden sinks can be utilized.

Waterproofed plywood has made good sinks, but cypress is more or less the standard wood for such construction. Tongue and groove joints should be used and the sides of the sink should be held

in position by steel tierods. A rubber-based paint, when obtainable, gives a good binding for wooden sinks. Wooden sinks are, by and large, not as good for amateur use as metal, for the main trouble with wooden sinks is that when used only intermittently, they may dry out with resulting opening of the seams.

Whatever type of sink is used, however, it is best to overlap the linoleum or other shelf covering about the edges of the sink, so that spillage or drippings may be easily wiped off the shelf surface and into the sink. Note in the sketches of Plan A how the linoleum shelf covering, on both the wet and dry sides, rounds the corner and runs in an unbroken sheet up the wall to a height of 6 or 8 in. Such design prevents seepage down the corner and protects the wall from splashings.

Tray and Drying Racks

Note also, on the “wet” side, that space has been provided below the sink for a tray rack. If the tray rack is built as a unit, to slide into the space provided, it may be easily removed for cleaning as occasion demands.

On the “dry” side of the darkroom a most important inclusion is that of drying racks for prints. These racks are simple wooden frames covered with cheese-cloth — on which the prints may be laid — designed to slide in and out on fixed wooden supports.

Floor and Bench Covering

A sheet of linoleum which is given a slight turn-up at the sides to protect the corners, is recommended for floor covering in a darkroom of this type. Benches and shelves are all mounted on 2 by 4 studding and covered with at least ¼-in. plywood or other suitable lumber. Note that toe space is provided at the bottom of all cabinets and structures.

Ventilation

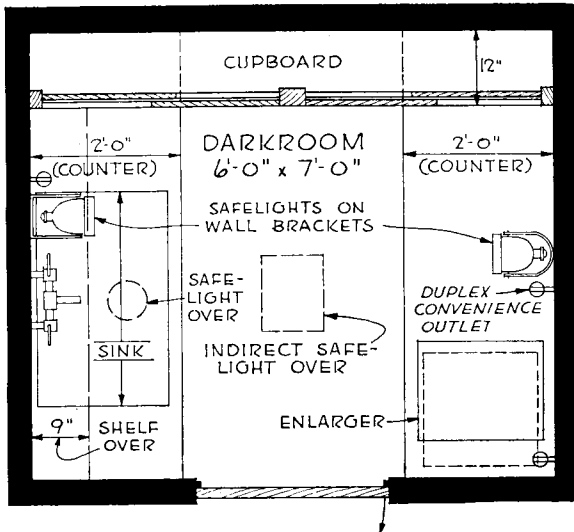
Regardless of the type of home darkroom decided upon, there is one further factor that should be taken into consideration in planning and construction — that is, the matter of proper ventilation. Small darkrooms which are not ventilated properly will show a decided rise in temperature, as the result of enlarger and body heat, in a short period of time. The best solution to this problem is the use of an automatic darkroom fan for forced draft ventilation, but if this is not possible, light-trapped ventilators should be installed near the floor and ceiling.

DARKROOMS: HOME

(Continued on page 129)

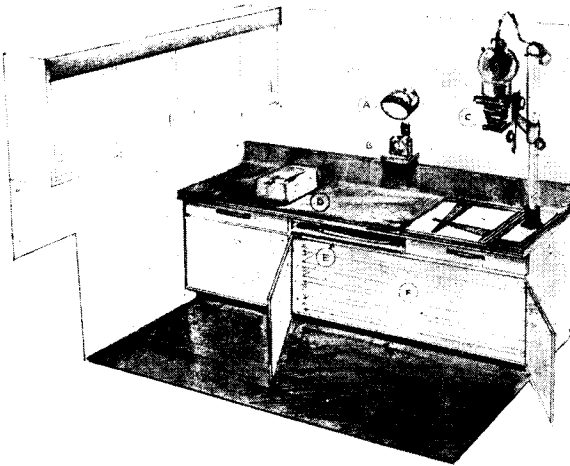
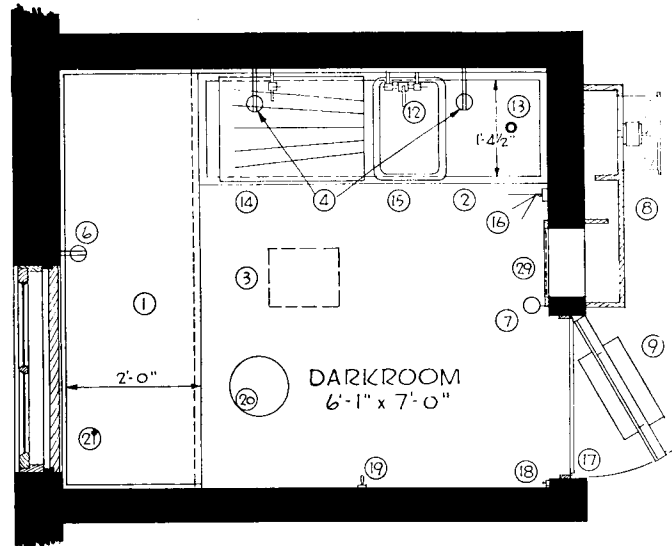
Plan A (by Eastman)

Approx. scale: 3/8" = 1'


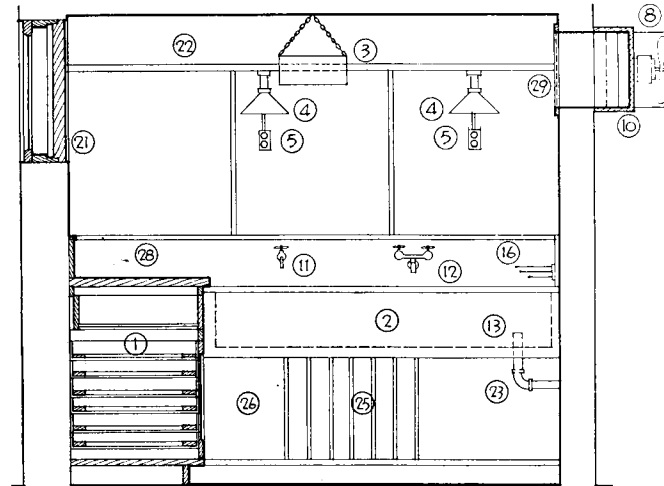


Plan B (by Lee Parsons Davis)

Approx. scale: 3/8" = 1'

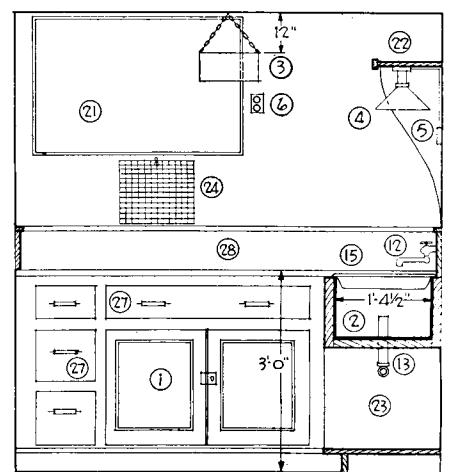


- A — Adjustable safe-light
- B — Timer
- C — Precision enlarger
- D — Printer
- E — Trimming board
- F — Print drying racks



- A — Darkroom lamp
- B — Adjustable safe-light
- C — Graduates
- D — Tray rack
- E — Negative drying line

1. Print drying racks
2. Lead lined sink
3. Indirect safelight
4. Adjustable safe-lights
5. Convenience outlets
6. Enlarger outlet
7. Bright light
8. Exhaust fan
9. Light-trapped air inlet
10. Foul air outlet
11. Cold water faucet
12. Hot and cold water
13. Variable drain pipe
14. Removable drain board
15. Sliding trays
16. Towel rack
17. Door gasket
18. Air thermometer
19. Coat hook
20. Stool
21. Window blind
22. Storage shelf
23. Storage space
24. Trimming board
25. Tray rack



- 26. Storage space
- 27. Full depth drawers
- 28. Micarta back board
- 29. Air outlet grille

MANUFACTURERS' LITERATURE

AIR CONDITIONING

Corrosion Control in Air Conditioning: The Chromate Treatment of Their Water Systems. How to employ chromate to the best advantage in various central systems of unit air conditioners. Data on chromate consumption and effects of chloride concentrations. Graphs and examples. 12 pp. Mutual Chemical Co. of America, 270 Madison Ave., New York 16, N. Y.

HEATING

Automatic Heat for Real Living. A pocket-book sized manual for the home owner and prospective owner describing what heating comfort is and how to get it. Discusses the various types of heating systems, the advantages and applications of each, the choice of fuel, etc. Provides a check-list of the heating system in the home, and an explanation of heating terms. 56 pp., illus. Surface Combustion Corp., Toledo, Ohio.*

Warm Floor Comfort (Catalog No. 4). Bulletin on oil floor furnace designed for homes with or without basements. Description of unit, specifications, installation details, placement diagrams. 16 pp., illus. The Coleman Co., Inc., Wichita 1, Kansas.

Heating the Modern Home Electrically. Discussion of electrical home heating, containing factual data on insulation, home wiring, climatic requirements. Description of available models, with specifications tables and diagrams. 18 pp., illus. Electromode Corp., Rochester 2, N. Y.

Williams Oil-O-Matic Heating. Folder outlining the patented features of the Oil-O-Matic Low-Pressure principle of operation with photographs and brief description of all low pressure burners, broiler-burner units and furnace-burner units in the Oil-O-Matic line. Separate specifications sheet available for each unit. Williams Oil-O-Matic Division, Eureka Williams Corp., Bloomington, Ill.

KITCHENS

Case Histories of Successful Mass-Feeding Installations. Contains 28 plans of successful kitchen installations in hospitals, schools, hotels, restaurants and institutions. Photos and description of equipment, planning tips, and a brief article on the essentials of kitchen plan-

ning also are included. 36 pp., illus. The G. S. Blodgett Co., Inc., 50 Lakeside Ave., Burlington, Vt.

LIGHTING

America's No. 1 Lighting Job. Résumé of the relighting of West Point study rooms and classrooms, together with information from the lighting research and eyesight studies upon which the relighting was based. Included also are details of the lighting units used. 6 pp., illus. The Edwin F. Guth Co., 2615 Washington Blvd., St. Louis 3, Mo.

"Custom" Fluorescent Lighting with Standardized Fixtures. Catalog of 11 standardized commercial fluorescent fixtures suitable for offices, stores, schools, institutions, drafting rooms and laboratories. Includes specifications and installation data, and maintenance features. 34 pp., illus. Sylvania Electric Products, Inc., Salem, Mass.*

(1) Flexible Lighting to Step Up Furniture and Appliance Displays; (2) Lighting Menu for Tomorrow's Restaurant; (3) Lighting that Attracts and Pleases for the Modern Restaurant. Three more in a series of "lighting perspectives" planned by architects and designers. Each includes a floorplan and lighting diagram. 8, 12 and 12 pp., respectively, illus. Lamp Dept., General Electric Co., Nela Park, Cleveland, Ohio.*

PLASTICS

Du Pont Plastics. A new booklet describing the special characteristics and combinations of properties, product applications, recent developments, in the Du Pont line. Included are Lucite, Polythene, Nylon, BCM, CCA, Butacite, Pyralin, Plastacele and Teflon. 12 pp., illus. E. I. du Pont de Nemours & Co., Inc., Plastics Dept., 626 Schuyler Ave., Arlington, N. J.*

How to Work with Kimpreg Plastic Surfaced Plywood. A fabrication-data sheet on the methods of sawing, glueing, painting, nailing and refinishing Kimpreg surfaced plywood. Gives the names and manufacturers of recommended resin glues and paints. Illustrates uses of Kimpreg in the building and industrial fields. 6 pp., illus. Kimberly-Clark Corp., Plastics Division, Neenah, Wis.*

Plastics for Light Conditioning. The uses of plastics in the lighting field for shades and reflectors. Advantages

claimed, and models now available. 12 pp., illus. General Electric Co., Pittsfield, Mass.*

SHEATHING

New Water-Repellent Gypsum Sheathing. Specifications for erection of water-repellent gypsum sheathing; details showing application of brick veneer, wood siding, asbestos cement, etc., over sheathing. Advantages claimed. 12 pp., illus. Gypsum Assn., 211 W. Wacker Drive, Chicago 6, Ill.

SPRINKLERS

"Automatic" Sprinkler Systems (Bulletin No. 56). A catalog of fire protection equipment including wet and dry pipe sprinkler systems, installations for extra and light hazards, electric and mechanical control systems, fire alarms. Full description of each. 20 pp., illus. "Automatic" Sprinkler Corp. of America, Youngstown, Ohio.

STAIR TREADS

Free Footsteps from Fear with Wooster Safety Treads. Catalog of treads, nosings, thresholds, window sills, curb bars and elevator sills. Applications, installation details. 16 pp., illus. Wooster Products, Inc., Wooster, Ohio.

STEEL JOISTS

The Handbook of Steel Joist Construction, 1946 edition. Article on open web steel joists for use in floor and roof construction; standard specifications for steel joist construction; recommended abbreviated regulations for use in building codes; code of standard practice of the Steel Joist Institute; recommendations of the Institute for handling and erection of steel joists; and a properties and loading table for open web steel joists. 16 pp., illus. The Steel Joist Institute, 3709 24th St., N. E., Washington 18, D. C.

STEEL UNITS

The Rigidsteel Standard Building. Full information on the development of prefabricated steel building — stiff-jointed structures made up of a system of beams, rigidly joined together to form a rigid frame. Specifications, description, advantages claimed, applications. 8 pp., illus. McCloskey Co., 313 Sixth Ave., Pittsburgh 22, Penn.

STORE FRONTS

Set the Stage for Selling. Photos and renderings of a variety of modern store fronts, including both new construction and remodeling. Information on a line of storefront units. 4 pp., illus. Brasco Mfg. Co., Harvey, Ill.

STRAINERS

Adscos Strainers and Separators (Bulletin No. 46-50). Catalog giving (Continued on page 132)

*Other product information in Sweet's File, 1946.



It's what's inside that Counts!

STREAMLINED . . . well designed . . . balanced and good looking, yes. But the *heart* of those fine binoculars is the precision ground prisms *on the inside*.

It's what's *inside* that counts with quality building products, too. Hidden, *inside* values the eye seldom sees. That's why building-wise people insist on Celotex Building and Insulating Products.

They know the raw materials that go into Celotex are the best that nature can grow and money can buy.

And rigid production controls all along the line guarantee uniformly high quality of every product bearing the Celotex name.

Tireless laboratory research perfects materials and methods still *more* . . . helps to maintain Celotex leadership year after year.

These, plus more than a quarter of a century of building materials "know how," are the invaluable in-

gredients in every Celotex product.

They make a big difference in performance . . . in long life and low cost maintenance. A difference that has proved its value on hundreds of thousands of building jobs of every kind.

There aren't enough of these famous Celotex products to go around *now*—but rest assured as soon as building products generally become available, you'll be able to get all the Celotex you need.

Building Board Celo-Rok Sheathing and Wallboard
 Interior Finish Boards Celo-Rok Lath and Plaster
 Cemesto Rock Wool Insulation
 Triple Sealed Shingles

CELOTEX
REG. U.S. PAT. OFF.
BUILDING PRODUCTS

THE CELOTEX CORPORATION • CHICAGO 3, ILLINOIS



SWITCH ON



The Eye Appeal

and watch how Day-Brite Fluorescent Fixtures improve the appearance of store and merchandise. They're *optically engineered*.

May we send our new bulletin with complete details?

Day-Brite Lighting, Inc., 5465 Bulwer Avenue, St. Louis 7, Mo.
Nationally distributed through leading electrical supply houses.

In Canada: address all inquiries to Amalgamated Electric Corporation, Ltd., Toronto 6, Ontario.

***The* KINGSWAY**

For surface mounting. Streamlined fluted glass prevents glare. Luminous die-cast ends. Suitable for any length installation, in multiples of 2, 4 and 8 feet.



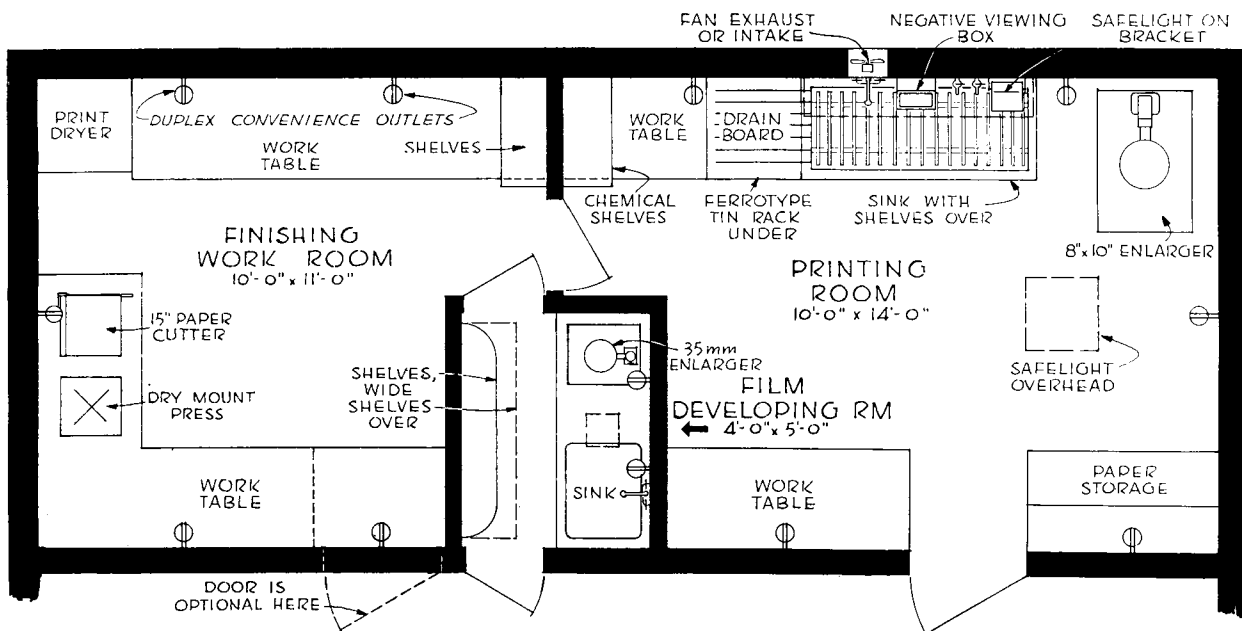
IT'S EASY TO SEE WHEN IT'S

DAY-BRITE

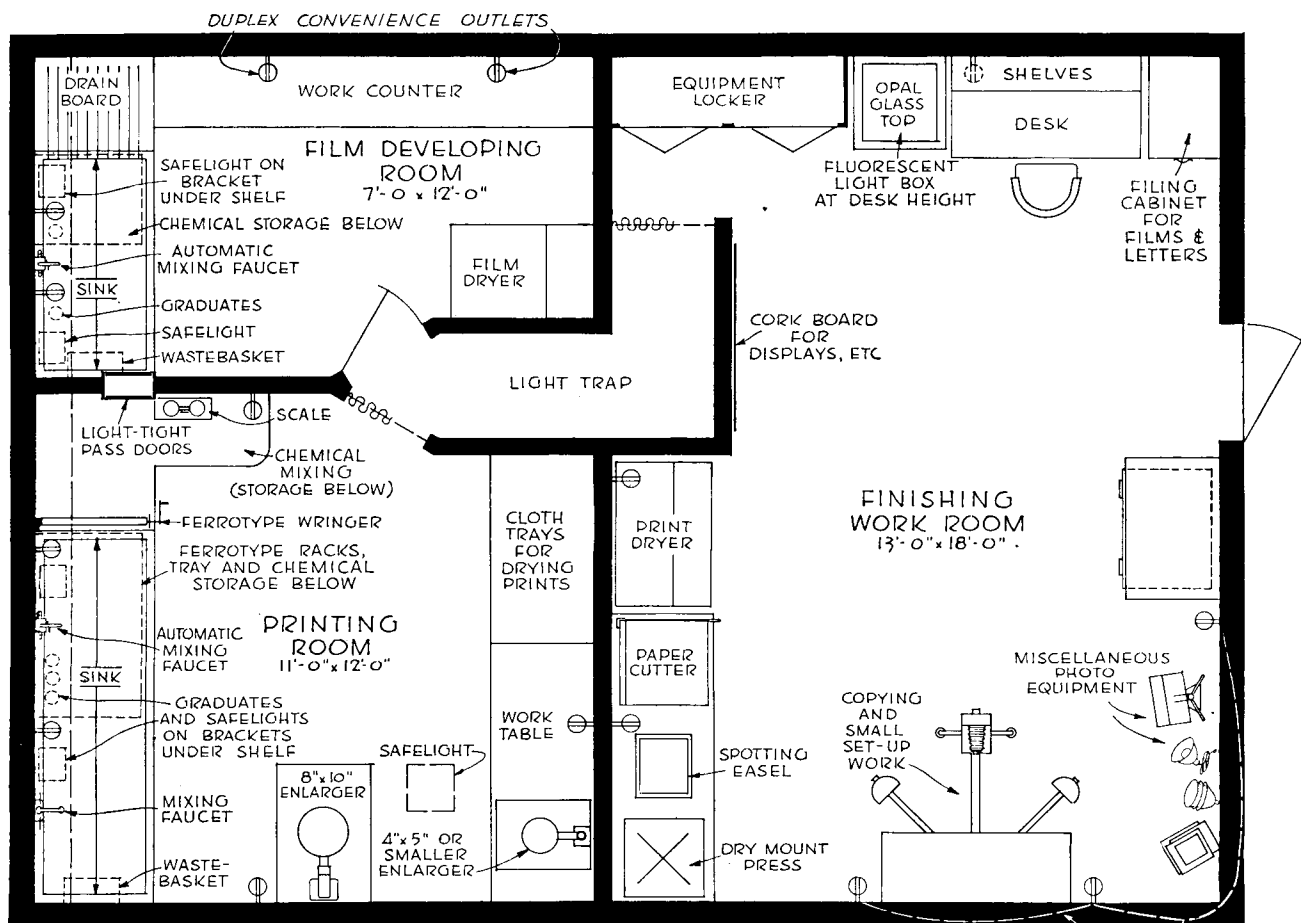
Lighting

DARKROOMS: ADVANCED

(Continued on page 131)




Advanced Amateur — Small Professional Workshop. Planned by Willard D. Morgan



Professional Workshop. Planned by Willard D. Morgan

Approx. scale: 1/4" = 1'



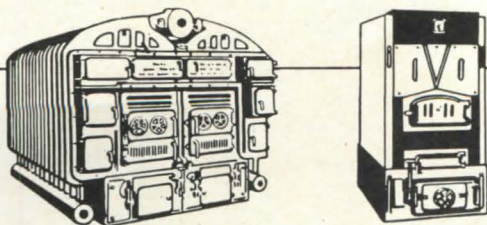
"Cast Iron is ALWAYS a Sound Investment"

Bankers concerned with real estate and its management almost invariably advise cast iron for new boilers or for replacement. Experience has taught them good reasons why cast iron is a sound investment . . .

They know that cast-iron boilers last longer—and that the cost may be amortized over longer periods. They appreciate the high rust-and-corrosion resistance of cast iron—the ease of installation and replacement because of sectional construction. They have

watched with approval the consistently-low operating costs resulting from high efficiency. They understand the ready adaptability of modern cast-iron boilers to all fuels and fuel-burning methods.

Bankers who know cast iron also know the superiority of H. B. Smith Cast-Iron Boilers for every use—in business, industry, institutions and homes. Plan to use them for every new building, every replacement. Write for your free catalog.



H.B.
Smith
CAST-IRON BOILERS

THE H. B. SMITH CO., INC., WESTFIELD, MASS. Offices and Representatives in Principal Cities

(Continued from page 126)

dimensions and list prices of Y-type and type T strainers, large pipe line strainers for water or oil service, horizontal and vertical separators for steam, air or gas service and receiver separators for various installation conditions. 16 pp., illus. American District Steam Co., North Tonawanda, N. Y.

WIRING

Handbook of Residential Wiring Design and Handbook of Farmstead Wiring Design. Two booklets on wiring to meet the specific needs of the home and the farm. Each includes floorplans, a list of electrical symbols and definitions, general and special requirements, outlet and circuit requirements, and a tabular summary. The second booklet also includes a section giving tables and data on demands, wire sizes and voltage drop. 24 and 56 pp., respectively, illus. Industry Committee on Interior Wiring Design, Room 2650, 420 Lexington Ave., New York 17, N. Y.

LITERATURE REQUESTED

The following individuals and firms have requested manufacturers' literature:

F. G. Ascher, A.I.A.A., Architect and Licensed Land Valuer, 16, Saadya Gaon Road, Jerusalem-Rehavia, Palestine.

Building & Manufacturing, Ryan House, Eagle St., Brisbane, Australia.

Cameron, Murray and Fairfield, Architects, 128 Bloor St. West, Toronto, Canada.

Jules P. Channing, Consulting Engineer, P. O. Box 572, Miami Beach, Florida.

Cooper & Perry, Architects and Engineers, 204 Journal Bldg., Knoxville 8, Tenn.

Walter W. De Cherrie & Associates, 180 W. Washington St., Chicago 2, Ill.

James C. Gardiner & Associates, Architects, Puget Sound Bank Bldg., Tacoma 2, Wash.

Frank Gibson, Architect, McCaysville City Hall Bldg., P. O. Copperhill, Tenn.

Jesse T. Johnson, Architect, 713 Sycamore St., Columbus, Ind.


Nashaat Morsy, Architect, P. O. Box 1731, Cairo, Egypt.

Palmer Sabin, Architect, 1009 E. Green St., Pasadena 1, Calif.

Robert I. Upshur, Architect, 4 Loring Pl., Sumter, S. C.

Vonnegut, Wright & Yeager, Architects, 402 Opera House Bldg., Terre Haute, Ind.

Wright and Selby, Architects and Engineers, 211a Hightower Bldg., Oklahoma City, Okla.



CROSS-SECTION OF LARGE SIZE
BURT MONOVENT CONTINUOUS
RIDGE VENTILATOR

**SPECIFY BURT MONOVENT
IN STEEL MILLS, FURNACE
ROOMS, FORGE SHOPS, ETC.**

Because it functions like a gigantic valve along the entire length of the structure, BURT Monovent Continuous Ridge Ventilator is your top specification in industrial buildings where heat or fumes are generated.

A complete range of sizes from 4" to 96" handles almost any application.

Special BURT design brace frames and carefully engineered sheet metal fastening assure strength and long life. Dampers, of the center hinge butterfly type, combine with the Monovent's fixed top, to form the cone-shaped airflow section proved so efficient in the BURT Free-Flow round ventilator. Numerous air passes, with their friction losses, are eliminated. You'll find many applications for the Monovent. See Sweet's or write — now — for catalog and data sheets.

The **BURT MFG. Co.**


48 E. South Street

Akron, Ohio, U.S.A.

**MANUFACTURERS OF VENTILATORS, LOUVERS, OIL FILTERS,
EXHAUST HEADS AND SHEET METAL SPECIALTY PRODUCTS**



Expert fingers know

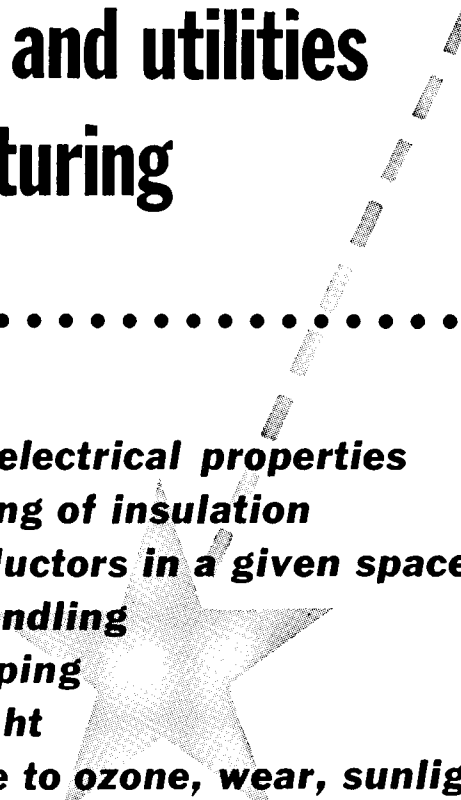


The Easy drafting Pencil Just as a superior instrument responds to the sensitive fingers of a master pianist—so do the true degrees of Typhonite Eldorado leads respond to the skilled fingers of a draftsman. Eldorado is the easy drawing pencil that puts harmony in all work. Let it work for *you!*

DIXON'S TYPHONITE
ELDORADO

WIRE INSULATED WITH GEON OFFERS THESE ADVANTAGES

**in domestic, industrial, and utilities
wiring, and in manufacturing**


- 
- Excellent electrical properties***
 - Thin coating of insulation***
 - More conductors in a given space***
 - Ease of handling***
 - Easy stripping***
 - Light weight***
 - Resistance to ozone, wear, sunlight,
water, chemicals, and most other
normally destructive factors***
 - 14 colors including NEMA standards***



Be sure to specify wire or cable insulated with GEON in order to get *all* these advantages. Or, for information regarding special applications please write Department A-9, B. F. Goodrich Chemical Company, Rose Bulding, Cleveland 15, Ohio.

B. F. Goodrich Chemical Company

A DIVISION OF
THE B. F. GOODRICH COMPANY



COPPER PLUMBING

... installed at a price competitive with rustable pipe

IF YOUR CLIENTS could have copper plumbing at little or no more than the cost of a rustable installation which would they choose? Today they can have just that by using Anaconda Copper Tubes, Type K or L, with Solder-Type Fittings.

Made from deoxidized 99.9+ % pure copper, Anaconda Copper Tubes are furnished soft in 60-foot coils in sizes up to and including 1 1/4"; also hard or soft in 20-foot straight lengths. Larger sizes are supplied hard or soft in 20-foot straight lengths only.

Because of the excellent performance records of Anaconda Copper Tubes for water

lines, they are gaining wide acceptance for forced circulation hot water heating, and also for lawn sprinkler systems, tank-to-oil-burner, bottled gas and other connections. Detailed information is available in Publications B-1 and C-2. Write for a copy of each.

4672

ANACONDA
Since 1845 by continuous

Anaconda


COPPER TUBES

THE AMERICAN BRASS COMPANY

General Offices: Waterbury 38, Connecticut
Subsidiary of Anaconda Copper Mining Company

In Canada: ANACONDA AMERICAN BRASS LTD.,
New Toronto, Ont.

PRODUCTS for Better Building



Treated cinder block resists seepage

WATERPROOFING

The resistance to moisture and seepage afforded to masonry by *Aquella* waterproofing compound has been demonstrated by the manufacturer in a series of waterproofing tests conducted before a group of architects, engineers, and contractors at the Long Island City plant of National Brick Corporation. Two test towers, made of highly porous cinder concrete blocks were constructed, with the absorption rate of the blocks predetermined as being from 22 to 25 per cent by weight. The column, shown above on the left, was treated with *Aquella*, while the one on the right was not. The *Aquellized* tower was filled with water to a height of 8 ft., equivalent to a hydrostatic pressure of about 500 lb. per sq. ft. at the base. The un-*Aquellized* tower could not be filled higher than 18 $\frac{3}{4}$ in. because water seeped through at a rate of 2 gal. per minute. These test conditions are said to be 50 times more severe than that prescribed by the U. S. Bureau of Standards, which calls only for a maximum 2 in. head of water, or 10-lb. pressure per sq. ft. *Aquella* Products, Inc., Richmond Hill, New York.

TOUGH FLOORING

During the war *Nairn Marine Deck Covering* was developed for shipboard use to provide a fire-retardant resilient deck surface that would withstand rough usage and the intense heat of possible fire between decks. It gives off no combustible smoke or fumes at temperatures corresponding to red or white hot steel, approximately 2000° F. Now available

for civilian use in three colors, green, terra cotta, and gray, this linoleum is said to offer a number of advantages for use under conditions where an attractive floor covering that will take abuse is needed—in public corridors, elevator cabs, bars, motion picture booths and laboratories: it is not surface-marred by burning cigarettes; resists stains, wear, and alkali cleaners; and is less slippery than conventional linoleum. *Congoleum-Nairn, Inc.*, Kearny, N. J.

WARM-TONE FLUORESCENT

Introduced last year in 40-watt and 100-watt size fluorescent lamps, the new 4500-white color is now available in a full line of fluorescent lamps, from 6-watt to 100-watt sizes, and in all four sizes of Slimline fluorescent lamps. The new color has characteristics which are a balance between white and daylight colors, lighting engineers at Nela Park say. The color is described as being sufficiently near daylight to meet ordinary needs for color discrimination, and at the same time, warm enough in tone to be pleasing for indoor illumination. Colors of most materials will appear more natural under the 4500-white lamp, appropriate for all lighting applications including home, office, store, and industrial uses. *General Electric Company*, Nela Park, Cleveland, Ohio.

INSULATING GLASS

Soon to be available in standard window sizes is *Thermopane*, the double-glazed windowpane consisting of two panes of polished plate glass with a dehydrated and sealed-in air space between. The sizes are standard for picture windows, double-hung wood sash, and residential steel casement windows, based upon American Standards Association data for modular window construction. Glass distributors, as well as sash and door manufacturers, will in time carry these standard sizes in their warehouse stocks. Sash and door jobbers will stock window frames designed for this type of windowpane as well as glass units for immediate service. *Libbey-Owens-Ford Glass Company*, Toledo 3, Ohio.


FLOOR ARMOR

Many industries require a heavy-duty surface armor for floors in shops, mills, freight terminals, loading docks, platforms, and bridges. Produced for this purpose, *Hexteel* is a heavy-duty steel grid designed to be embedded in concrete, mastic, or any plastic floor material to provide a solid, one-piece, rigid, and

seamless mat over the entire surface. The steel tops of the mesh are exposed so that truck wheels may move in any direction without leaving the steel bearing surface. Dropping of heavy materials leaves the flooring unaffected. *Hexteel* comes in standard units, 3 ft. by 10 ft., 12- and 14-gauge thickness, and in $\frac{3}{4}$ -in., 1-in., and 1 $\frac{1}{4}$ -in. depths, for new floors and the repair of broken or crumbling spots in existing flooring. *Wm. F. Klemp Company*, 6601 S. Melvina Ave., Chicago 38, Ill.

PAPER-PLASTIC RUGS

Some time in the future, plastic-treated paper rugs may find wide use in patios, sunporches, and summer cottages where formality is not the rule. Paper twine is coated with a flexible plastic called *vinyl butyral* and then woven on standard mill equipment into rugs that have improved resistance to water, wear, skidding, mildew, and fading. It will be possible to wipe stains from them with a damp cloth. For decorative effects weavers can use pigments permanently incorporated in the plastic. *Monsanto Chemical Company*, St. Louis 4, Mo.



Private showers and dressing rooms

SHOWER UNITS

Shower stall compartments are now being made of *Porcena*, a porcelain-on-steel product with a vitreous enamel finish said to be scratch-resistant and resistant to blows because of the high degree of elasticity offered by glass and sheet steel, with a hard smooth surface which is easy to clean and discourages defacement. Shower stalls are available with or without dressing room compartments in as many units as desired. Installations are usually composed of compartments 3 ft. sq., but are available in any size that complies with the modular system of dimensional coordination. Doors are usually furnished for the entrance to the dressing room compartment and the opening between shower stall compartment and the dressing room is customarily equipped with a white duck curtain. *Sanymetal Products Co.*, Inc., 1705 Urbana Rd., Cleveland 12, Ohio.

(Continued on page 138)



BUILD WITH
**STRAN
STEEL**

THE LIGHTWEIGHT STEEL FRAMING THAT GOES UP FAST


Stran-Steel's fast, efficient erection method appeals to both architects and builders. Studs, joists and channel plates are laid out on the ground and joined with self-threading screws to form a section of convenient handling size; then the whole is raised and secured in place. Other building materials are later attached directly to the frame with hammer and nails. No special tools or equipment is required.

Stran-Steel provides a fire-safe, rigid, long-lasting frame that assures low maintenance costs. It is a material of precision and uniform quality, free from such variations as are caused by growth, seasoning or "greenness." The patented *nailing groove* grips nails more securely than wood does.

Get the full story of this economical, *fast-erecting* framing system. See Sweet's File, Architectural, Sweet's File for Builders, or the January issue of Building Supply News.

GREAT LAKES STEEL CORPORATION

Stran-Steel Division • Penobscot Building, Detroit 26, Michigan
UNIT OF NATIONAL STEEL CORPORATION



(Continued from page 136)

COLD-SPRAY ROOF COATING

A cold-process adhesive and built-up roofing material is now on the market for application by spraying. Eliminating the need of expensive heating equipment on the job and skilled workmen for the application of hot asphalt, this new product, both adhesive and top coating, can be used with a specially developed package unit of spray equipment. Formerly spray equipment available was too delicate to handle heavy fibrated roofing

materials, and the materials themselves, too unsuitable for spray application, because coatings thus produced were heavily pockmarked or "orange peeled" by the impact of the spray. These difficulties have been overcome through development of special spraying equipment and new cold-process products especially engineered for spray application. The following advantages are announced: (1) faster application; (2) improved workmanship through more uniform coat-



Faster roof-coating by cold-spray method

READY FOR BLACK LIGHT?



Portion of GLO-CRAFT fluorescent mural in a leading mid-west theatre

Switzer Brothers

HAVE ALL THE ANSWERS FOR YOU!

ADVISORY SERVICE without charge

Expert engineering help in layout and design by men with more than twelve years experience in the field of luminescence.

FLUORESCENT PAINTS AND LACQUERS

Brightest, smoothest, and most permanent. Easy to apply — Ideal for all types of decorative applications and interior murals.

BLACK LIGHT EQUIPMENT

Especially designed to give best results in theatres, night clubs, restaurants, churches, etc. Ready for immediate installation.

SWITZER BROTHERS, INC.
1220 Huron Road, Cleveland 15, Ohio
Please send me descriptive literature

Name.....
Firm.....
Street.....
City.....

S-1

Glo-Craft
formerly "Conti-Glo"

Switzer Brothers, Inc.
1220 Huron Road, Cleveland 15, Ohio

ings; (3) easier application on inaccessible areas; (4) rapid dampproofing of parapet walls and coating of metal surfaces adjacent to roof areas; (5) tighter bond because of impact effect of spray; and (6) more effective merchandising by roofers through convenience and neatness of method. The Flintkote Company, Inc., 30 Rockefeller Plaza, New York 20, N. Y.

HEATING UNIT

Combining the advantages of convected and radiant heating, the *Trane Convector-radiator* has been so simplified that it can easily be specified and ordered directly from jobbers' stock for large or small jobs. There is only one model, so designed that it can be installed either as an exposed floor cabinet or as a semi-recessed unit. A universal header has been developed which permits either top or bottom connections at each end. It is said to be suitable for any gravity or forced hot water system or any two-pipe steam system. The complete line consists of 57 sizes in three standard depths and lengths with capacities ranging from 16 to 100 sq. ft. The Trane Company, La Crosse, Wisc.

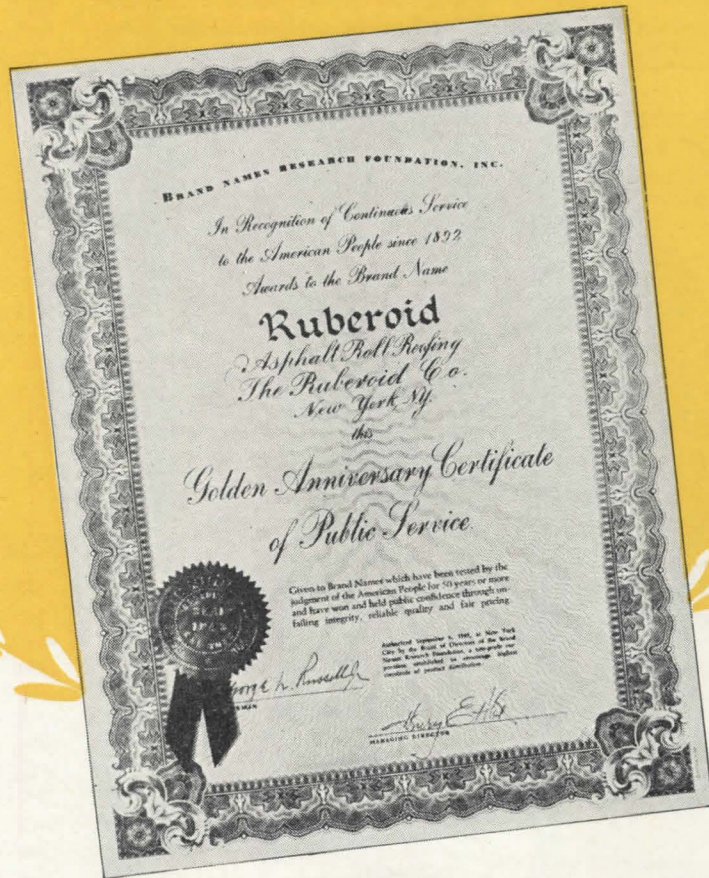
ELEVATOR GUIDES

Savings in current consumption and maintenance costs of 24 to 44 per cent are claimed for the *ElSCO Safety Roller Guide* for elevators, designed for new installations or as a replacement for the old slipper-type sliding shoes. This guide contacts the guide rail with rollers mounted on compensating arms designed to yield automatically under varying conditions of use and yet maintain constant contact. Elimination of friction results in savings in maintenance and current, and eliminates greasing of the rails, thereby reducing the fire hazard within the shaftway. A stabilizing spring suspension eliminates rail joint knocks and absorbs rail inequalities, giving a smooth, gliding ride. The roller guide has been approved by the Bureau of Standards and Appeals of the City of New York for use up to 1200 ft. per minute. Elevator Safety Corporation, 165 Broadway, New York, N. Y.

(Continued on page 140)

FOR OVER FIFTY YEARS

"A name to remember"



THE Certificate of Public Service is awarded by Brand Names Research Foundation to names "which have been tested by the judgment of the American people for 50 years or more and have won and held public confidence through unfailing integrity, reliable quality and fair pricing."

Ruberoid recently received this honor. Naturally we take pride in this recognition of our constant endeavor to bring our customers the best.

Since 1892 many outstanding products have been pioneered by Ruberoid—products not yet old enough to be eligible for a 50 year Certificate of Public Service, but each distinguished for the same high standards of workmanship and service. Architects, contractors, dealers and the public can rest assured this company will spare no effort to maintain the policies and standards which have made Ruberoid "A name to remember."

RUBEROID

The RUBEROID Co., Executive Offices: 500 Fifth Ave., N. Y. 18, N. Y.

ASPHALT AND ASBESTOS BUILDING MATERIALS



(Continued from page 138)

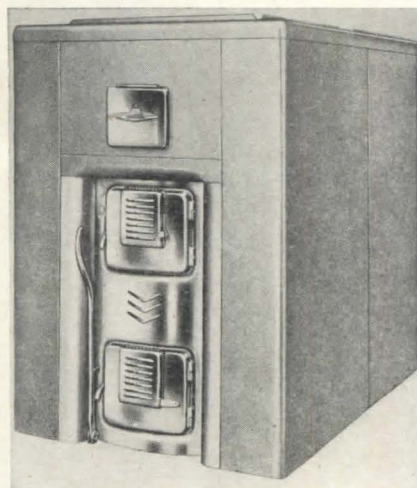
SHOWER DOORS

Aluminum frames for glass shower doors are now being sold by the manufacturer to hardware dealers, building supply houses, plumbers, glass companies, and venetian blind contractors, and shipped to them knocked-down (minus glass) in standard lengths. Two simple cuts allow the doors to be made in any width, 30 in. and under. Frame is pressure-set in non-deteriorating duorubber. Each door is equipped with anti-

drip channel, which protects the floor from water when the door is open and insures rapid drainage of water into the shower stall. American Shower Door Company, Dept. AR, 1001 N. La Brea Ave., Los Angeles, Calif.

FORCED AIR FURNACE

War-developed processes account for many of the improvements in the Supersteel forced air furnace, made of "Torrid-steel," a 7-gauge steel chosen for dura-



Furnace features larger heating surface

bility and resistance to corrosion, coupled with quick heat response. Eighty-eight per cent of its joints are leakproof "submerged" welded, a new process that penetrates twice as deep as ordinary welding. A new "steel ring" radiator makes smoke and gases travel farther, and speeds up heating. The new furnace design has up to 21 per cent greater heating surface than the average furnace. Kalamazoo Stove and Furnace Co., Rochester Ave., Kalamazoo, Mich.

SOIL TESTER

Damage wrought by electrolysis upon underground pipelines, water supply systems, utility services, and communications often can be avoided if it is anticipated and protective measures are taken. A Soil Resistivity Meter Model 243 has been developed for quick and easy soil readings, in a radius of approximately 12 in. of prod tip, inserted to any desired level. Tiresome cranking is eliminated through a self-contained power source. The meter is lightweight and comes equipped with a comfortable webbed strapping harness for carrying. Associated Research, Inc., 231 South Green St., Chicago 7, Ill.

PRE-CAST CONCRETE

A new concrete-base material, *Modern Crete*, is now in first stages of production. By a patented process, this material is produced in block form, weighing approximately one-third that of an equal amount of concrete. According to the manufacturer, it can be nailed near its edge without cracking or chipping, and can be sawed to size at the construction site: a factory-controlled process permits its bending to desired specifications. In addition it is said to have a positive thermal insulation quality, and to be proof against termite-attack. SchAAF Pre-Cast Concrete Company, G-5522 North Dort Highway, Flint, Mich.

(Continued on page 142)



The WALDORF-ASTORIA installs draperies that **CANNOT BURN**

STARLIGHT ROOF

This fabulous dining and dancing spot in the Waldorf-Astoria reflects a new mood of restrained elegance. Shimmering festoons of lustrous, coral toned Fiberglas* contrast with the stark white rococo cornices—provide the exactly right background for carefree entertainment. Decorated by W. & J. Sloane, Contract Division, New York.

FIBERGLAS* Listed by Underwriters' Laboratories, Inc., as "Non-Combustible Fabric;" approved by the Bureau of Standards and Appeals, City of New York.

Breathtaking beauty is the keynote of the new Starlight Roof decorative scheme. But more important from a customer standpoint is the fact that these dramatically lovely draperies can help prevent loss of life if a fire should start. For Fiberglas* fabrics are non-combustible—woven entirely of finely spun glass filaments, they never require flameproofing. *Always operate at 100% efficiency.* Endorsed by public safety officials here and abroad for use in all places of public assembly. Now available in luxuriously designed prints and handsome solid colors for theatres, night spots, restaurants, school auditoriums. See list of sales offices below.

WRITE FOR SAMPLES AND INFORMATION

THORTEL
FIREPROOF FABRICS

ARCHITECTS BUILDING, 101 PARK AVENUE, NEW YORK 17, N. Y. • LEXINGTON 2-0711

Sales representatives or recommended workrooms in: BOSTON, BUFFALO, CHICAGO, CINCINNATI, CLEVELAND, DETROIT, LOS ANGELES, OAKLAND, PHILADELPHIA, PITTSBURGH, ST. LOUIS, TOLEDO, NEW ORLEANS.

* T. M. Reg. U. S. Pat. Off. Owens-Corning Fiberglas Corporation

A Toilet Room Environment is More Vulnerable to Obsolescence than its Utility

Sanymetal Century Type Ceiling Hung Toilet Compartments are particularly appropriate for schools. They impart dignity, refinement, and cheerfulness to the toilet room environment.

Sanymetal Porcena Academy Type Toilet Compartments satisfy architects who desire a conservative but modern toilet room environmental treatment.

Sanymetal Porcena Normandie Type Toilet Compartments impart a moderately streamlined effect to a toilet room environment. Streamlined design wedded to utility fulfills all requirements.

Sanymetal Porcena Academy Type Shower Stall and Dressing Room Compartments provide the utmost in sanitation for gymnasiums and dormitories.

*Sanymetal**

"PORCENA"

(Porcelain on Steel) TOILET COMPARTMENTS

possess the natural structural strength of steel, not one sheet, but two 16-gauge sheets securely bonded on opposite sides of dense insulating core, strengthened by porcelain enamel (four layers on each sheet) which provides a non-porous, flint-hard, glass-smooth surface that is positively impervious to odors, acids and moisture.

● Obsolescence in buildings that are being planned today for tomorrow is likely to occur in more places on the inside of those buildings than in their exterior treatment and construction. There is one environment you can protect against premature obsolescence—the toilet room environment. Sanymetal "PORCENA" (Porcelain on Steel) Toilet Compartments provide a generous measure of protection because of these features: modernity and beauty, fadeless, harmonious color combinations, and construction of the ageless and fadeless material—Sanymetal "PORCENA" (porcelain on steel).

Toilet room environments impress more persons favorably or unfavorably than any other single environment within a building. Toilet compartments usually dominate a toilet room and influence the toilet room environment. Install Sanymetal "PORCENA" (Porcelain on Steel) Toilet Compartments and win the favorable comment of tenants or students or customers or employees. These toilet compartments embody features the importance of which are usually unappreciated and, therefore, often neglected by those of less experience. Made of the ageless, fadeless material, porcelain on steel, Sanymetal "PORCENA" Toilet Compartments are available in a wide range of beautiful never-fade colors imbedded deep into a glass-smooth, flint-hard, non-porous surface that cleans easily, is moisture and rust proof, and always looks new.

Sanymetal "PORCENA" Toilet Compartments embody the results of over 32 years of specialized skill and experience in making more than 70,000 toilet compartment installations. Ask the Sanymetal Representative in your vicinity (see "Partitions" in phone book) for helpful suggestions on planning modern toilet room environments. Refer to Sanymetal Catalog 19-B5 in Sweet's Architectural File for 1946 or write for file copy of Catalog 84.

THE SANYMETAL PRODUCTS COMPANY, INC.
1689 URBANA ROAD • CLEVELAND 12, OHIO

Sanymetal Catalog 84 illustrates several typical toilet room environments as well as shower stall and dressing room suggestions.



*Sanymetal**

*Trade Mark Reg. U. S. Pat. Off.


**TOILET COMPARTMENTS,
SHOWER STALLS AND
DRESSING ROOMS**

(Continued from page 140)

COLOR GUIDE

A new "Large Chip" edition has been brought out to supplement the original Color Harmony Manual published in 1942. The new edition provides color chips that are one inch square plus a tab, with two and one-half times more working area than the chips in the first edition. This permits increased speed in visual impression, and greater ease in color matching. The Color Harmony


Manual was originally published to reduce the problem of color harmonizing almost to a mathematical formula. It consists of a set of 13 volumes containing 680 movable color chips, and the Color Harmony Index, a set of mechanical indexes, which makes the same 680 colors available for comparison. Chips are dull on one side and shiny on the other so that unknown colors can readily be compared to them. A new feature is a work chart in which the chips may be



HEDRICH-BLESSING Photo

680 color chips for color harmony study

Create More Visible Value...



with **KIN-TRIM** Essential METAL MOULDINGS
"The Finishing Touch -"

KINTRIM affords you greater freedom in modern, sweeping design . . . and gains recognition for your creativeness by adding "visible value" to your interiors. For KINTRIM—the lustrous metal mouldings of *enduring beauty*—has the structural precision you need and want for more attractive, practical use of colorful, serviceable coverings. Indeed, wherever you install linoleum, wall- and floor-coverings, KINTRIM smartly enriches

and accents the beauty of your design.

As experienced, leading contractors recognize—KINTRIM Stainless Steel and KINTRIM Alumilited Aluminum sections surpass ordinary metal mouldings in protective service. They're precision-made, in a complete range of gauges, to fit specific weights of covering materials. And, to protect hands and clothes against snagging, every KINTRIM Stainless section embodies Kinkead's special *Safety Rolled-Edge*.

arranged for study in circular or linear series. The text also has been revised. Container Corporation of America, 111 West Washington St., Chicago, Ill.

CLEANING BLUEPRINT ROLLS

The cleaning of blueprint duplicating machine rolls by hand-scraping or sanding can prove tedious work. An electrically-powered wire-brush proves a great time-saver in removing crystalline substances that form on the rolls. Brushes come in two types: .005-in. wire for normal cleaning, and .0095-in. wire for removing heavier coating. Brush Division, The Osborn Manufacturing Company, 5401 Hamilton Ave., Cleveland, Ohio.

GREASE CATCHER


A new grease interceptor of compact design can be used in places where ordinary grease interceptors are too high to install without being recessed in the floor. This unit, when installed in the drainage lines of sinks and dishwashers of restaurants, soda fountains, and cafeterias, intercepts grease by the flotation principle. The intercepting chamber can be removed readily for easy cleaning. Units are made in cast iron or stainless steel, and can be furnished with anchorage flange or seepage pan, when so specified. J. A. Zurn Mfg. Co., Erie, Pa.

STANDARDS

Welding

A 1946 edition of the Standard Code for Arc and Gas Welding in Building Construction has been published to replace the 1941 (tentative) edition. The new edition embodies revisions based on research and on recent applications of welding to structural fabrication. The section on design now provides for increased allowable weld unit stresses equal to those allowed for the steel being welded. Other sections on filler metal, workmanship, inspection, and qualification of welding operators and procedures have also been revised. American Welding Society, 33 West 39th St., New York 18, N. Y. 50 cents.

(Continued on page 160)



FACING for Counter and Table-Tops, Shelves, Cabinets, Sinks

CAP and COVE for Counters, Sinks, Wall-Coverings

Let KINTRIM beauty and utility serve you as the *finishing touch* that adds more "visible value." Address us, Dept. 9R, for reprint of KINTRIM section, Architects' File, 1946 Sweet's Catalog.



KINKEAD INDUSTRIES

INCORPORATED

440-450 W. SUPERIOR STREET, CHICAGO 10, ILL.



A Policy for Better Heating

If your heating system has been wasting fuel and causing discomfort, it's just "good policy" to do something about it! Here's one way to assure even, comfortable temperatures in all parts of your building . . . one way to lower fuel bills.

Modernize your obsolete heating equipment with the Webster Moderator System of Steam Heating. Overheating and underheating are reduced to a minimum. An Outdoor Thermostat automatically balances the heating rate to agree with

changes in outdoor temperature.

More Heat with Less Fuel

If you are planning a new building or modernization of an existing building, you can assure comfort as well as economy with Webster Automatic Controls.

Find out why so many of America's finest buildings are heated by Webster Moderator Control. Here is a system unique in comfort, economy and trouble-free operation. Let us show you why.

WARREN WEBSTER & CO., Camden, N. J.
Pioneers of the Vacuum System of Steam Heating:: Est. 1888
Representatives in principal cities : : Darling Bros., Ltd., Montreal, Canada



The Webster Outdoor Thermostat, an element of the Webster Moderator System, automatically changes heating rate when outdoor temperature changes.

*Fuel-Saving
Starts With*
CONTROL

AUTOMATIC
Webster
Heating Systems

supply system, including outlets and fixed lights, a check-list of electrical appliances, an explanation of the principles of good lighting.

2. "Insulation" (Circular Series No. F6.0), a discussion of home insulation, giving pertinent facts, reasons for insulating the home, and including a table showing reductions in the fuel bill possible in eight types of construction for one- or two-story homes.

3. "Interior Decoration" (Circular Se-

ries No. H1.0), hints for arrangement of furniture, choice of color, style combinations, etc., in home decorating.

Copies of all three pamphlets may be obtained gratis from the Small Homes Council, University of Illinois, Urbana-Champaign, Ill.

Extension Courses

The Extension Division, University of Wisconsin, Madison, Wis., through its department of civil and structural en-

gineering, is now offering two revised correspondence-study courses in mechanics for engineers, mainly for qualified students not currently attending schools of engineering. The aim of each is to afford a preparation in the principles of the subject and in their application to engineering problems. The courses are Mechanics 1a (statics) and Mechanics 2 (dynamics). Each embodies 24 assignments and allows three credits toward a degree in any branch of engineering. These credits are accepted by most institutions of higher learning.

Courses Reoriented

General reorientation of the landscape architecture field at Michigan State College is being undertaken by Harold W. Lautner, new head of the department, and formerly of the department of city and regional planning, Graduate School of Design, Harvard University. A broad program is being mapped for strengthening all courses in design and construction on a high professional level with emphasis aimed at techniques in keeping with progress in modern architecture, urban development and landscape architecture.

The point of view of space planning in functional design in these fields, as reflected in the work of the best modern designers, is being incorporated into the revamped courses and schedules. Commencing with the fall term, intensified work will be given in the functional esthetic approach.

Assistants in the department will be Charles Barr and Carl Gerlach, both formerly of Massachusetts State College, and Milton Baron of the Graduate School of Design, Harvard University.

HOUSING CONFERENCE

The first workshop conference on cooperative housing was held at Massachusetts State College, Amherst, July 28 to August 3. The project was designed to provide assistance to 50 groups, about half of them veterans, which have appealed to Eastern Cooperative League for help. Speakers included Dorothy Rosenman, president, National Committee on Housing, and John Jessup, project services advisor, FPHA.

COMING EVENTS

September 30 to October 3: 48th Annual Convention, American Hospital Association, Philadelphia, Pa.

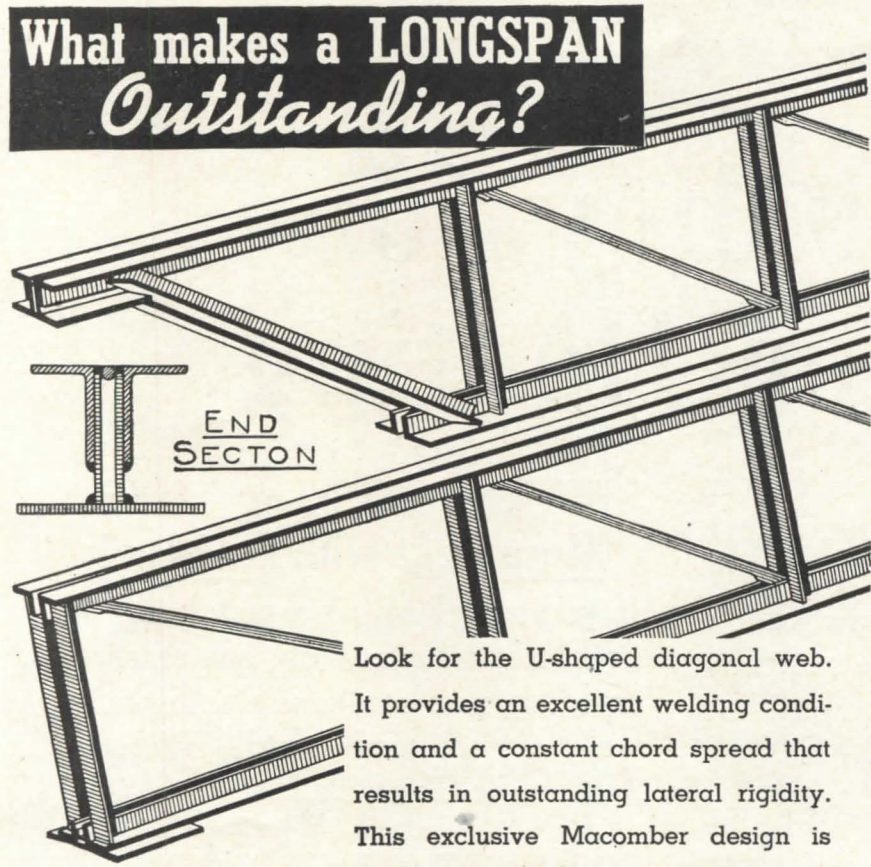
October 7-11: National Exhibition of Gas Appliance Manufacturers and Annual Convention, American Gas Association, Atlantic City, N. J.

October 7-12: 18th International Congress for Housing and Town Planning, Hastings, Sussex, England.

November 11-16: 39th Annual Convention, National Association of Real Estate Boards, Atlantic City, N. J.

(Continued on page 146)

What makes a LONGSPAN Outstanding?



Look for the U-shaped diagonal web. It provides an excellent welding condition and a constant chord spread that results in outstanding lateral rigidity. This exclusive Macomber design is made in underslung or square end types with sloping or parallel chords in lengths up to 70 feet. Here is a completely standardized structural unit, specified from load and span tables for unobstructed floor or roof support. Get our complete design information for your next project.

- STEEL JOISTS
- ROOF PURLINS
- ROOF TRUSSES
- LONG SPANS
- ROOF DECKING
- STEEL SIDING

STANDARDIZED SERVICE IN STEEL

MACOMBER

CANTON • OHIO

MEMBER OF THE STEEL JOIST INSTITUTE

CANTON, OHIO

SOMETHING *NEW* UNDER THE SUN



New and distinctively different . . . lastingly lovely with a texture that's tough, yet yielding to touch. This is Duran, the miracle plastic upholstery . . . versatile, wear-defying and up-to-date as a glance at your watch. For interior planning from the decorously traditional to the ultra-modern, non-fabric backed Duran merits your highest recommendation. Superbly handsome with finely crafted finishes and rich colors - Duran gracefully expresses in interior styling the motif you plan to achieve. Incomparably distinctive as an upholstery material, Duran can be used on wall panelling, partitions, loges, and on any surface with decorative potentialities. Amazingly resilient, though tough and durable, Duran is easily applied without wrinkling or creasing. For every decorative effect from the gay vibrancy of a cocktail lounge to the subdued dignity of a library, make Duran the fitting touch to your finest creation. Write for full information on this sensational plastic, which for over a year has been demonstrating unsurpassed qualities in practical use by many architects, designers and decorators.

masland

The Masland Durable Leather Company, 3236-3290 Amber Street, Philadelphia 34, Pa.

November 18-22: 28th Annual National Metal Congress and Exposition, Municipal Auditorium, Atlantic City, N. J.

December 2-7: 17th National Exposition of Power and Mechanical Engineering, Grand Central Palace, New York City.

May 5-11, 1947: 2nd National Plastics Exposition and Annual Convention of The Society of the Plastics Industry, Coliseum, Chicago.

HANDBOOK DELAYED

Publication of the Illuminating Engineering Society's Lighting Handbook, originally scheduled for next month, has been postponed to October, 1947.

MEDAL AWARDED

The I.E.S. Medal, given by the Illuminating Engineering Society in recognition of meritorious achievement in the lighting field has been awarded by action of the Society's Council to Eugene C.


Crittenden, chief of the electrical division, National Bureau of Standards, Washington, D. C. Presentation will take place at the I.E.S. convention at Quebec this month.



Architect's home is like Dunn cartoon

CARTOON VIVIFIED

When cartoonist Alan Dunn drew the two women shown below chatting amid a mass of exposed studs, pipes, conduits and wiring (published in the RECORD in July, 1943), he little thought that one day his drawing would come to life. But architect Frederick H. Reimers has sent us the above photo showing how he and his wife "are living in a corner of their unfinished home in Piedmont, Calif., due



to shortage of materials while they wait for someone to finish — anything." Architect Reimers and his wife probably are telling their visitors, as did the lady in the cartoon, "Perhaps I should explain that my architect believes in exploiting the natural characteristics of the materials."

OFFICE NOTES

Offices Opened, Reopened


The American Institute of Steel Construction, Inc., has opened a district office at 1617 Pennsylvania Blvd., Room 542, Philadelphia 3, Penn.

Frank Gibson, Architect, has opened an office in the McCaysville City Hall Bldg., Copperhill, Tenn.

R. J. Graham, Structural Engineer, has reopened his offices at 343 S. Dearborn St., Chicago, Ill.

Howard R. Meyer, A.I.A., recently released from active duty as Major in the Corps of Engineers, AUS, has resumed his architectural practice with

(Continued on page 148)



The problem of providing heat for buildings containing large, unobstructed areas is economically and efficiently solved by the use of Dravo Direct Fired Warm Air Heating. This method provides self-contained heaters in sizes from 300,000 Btu to 2,000,000 Btu that can be used in single or multiple units.

We call it "packaged heating" because it provides a known quantity of heat output and comes to you as a complete, self-contained unit. Installation requirements are simple—electric power, fuel line and stack.

Dravo Heating is extremely flexible in use. Units can be moved as heat requirements change. Heat for office areas can be diverted by means of ductwork. If floor space is limited, Dravo Heaters can be suspended from wall or ceiling.

Pushbutton control eliminates specialized attendant. Maintenance is negligible. Gas or oil fired units provide fuel-to-air efficiencies of 80 to 85%.



The Dravo Heater has effected a new economy in open space heating. Let us point out its advantages on your next heating job. Bulletin 514 free on request. Dravo Corporation, 300 Penn Avenue, Pittsburgh 22, Pa.

Beautiful New Effects in Wallpapers



You'll soon see this color page in leading national magazines. To you it brings special good news! For it means that *highly styled wallpaper* is available now both for fine homes and for volume housing—as well as for commercial buildings of all types. These gorgeous new patterns include a wide choice of florals, stripes, weaves, and tones . . . many in new effects never before seen. See them in the *United Wallpaper Style Album* now at wallpaper stores everywhere.

First Completely New Wallpapers in 5 Years!

Over 160 Gorgeous United Wallpaper Patterns
Now on Display by Leading Stores, Decorators

EXCITING NEW BEAUTY!
Now have the rooms of your dreams. Make each room sparkle with originality and colorful charm you've never seen in wallpapers before. These new United patterns are simply "out of this world" for advanced styling and rich color effects!

GUARANTEED WASHABLE. FADEPROOF!
Every one of these new United patterns is guaranteed washable with soap and water . . . guaranteed fadeproof . . . also guaranteed style-tested and wall-tested by experts. Yes, guaranteed high quality in every price range!

PRICE-MARKED FOR YOUR PROTECTION!
No matter what you plan to spend, you'll find your "dream patterns" in this book . . . with the selling price established by the manufacturer clearly marked on the back of each sheet.

In this Book ONLY!


No other wallpaper book has these exclusive patterns. So be sure to check on seeing this latest collection of new United designs. Your wallpaper store or decorator, or your decorator, will be glad to show you this book.

P.S. . . . Make your selection easy and avoid disappointment.

UNITED WALLPAPER
STYLE
ALBUM

World's Leading Designers and Largest Manufacturers
MERCANTILE MART, CHICAGO

UNITED WALLPAPER
INC.



← LOOK FOR THIS SIGNATURE

UNITED WALLPAPER
INC.

World's Leading Designers and Largest Manufacturers

Merchandise Mart, Chicago 54, Illinois

• The United Wallpaper signature is your guarantee of the world's finest quality wallpapers, designed by the world's leading wallpaper artists. For your convenience, every pattern is price-marked on the back . . . guaranteed washable . . . guaranteed fade-proof, style-tested and wall-tested.

Remember, too, among wall-coverings *only* wallpaper combines design, color, originality, practicality and long life.

offices at 2907 Maple Ave., Dallas 4, Texas.

Sylvester Leroy Smith, A.I.A., has opened offices for the general practice of architecture at 250 N. 15th St., Philadelphia 2, Penn.

Paul Schweikher and Winston Elting, Architects, have reopened their offices on Meacham Rd., Roselle, Ill., following more than three years in the Navy.

LeRoy W. Thompson, Architect and Engineer, after four years in construc-

tion work for war plants, has reopened his office for the practice of architecture and engineering at 355 Congdon Ave., Elgin, Ill.

New Addresses

The following new addresses have been announced:

Walter W. De Cherrie, Architect-Engineer, 180 W. Washington St., Chicago 2, Ill.

Irving J. Gluck, 2110 Chartres St.,

Houston 3, Texas.

Palmer Sabin, Architect, 1009 E. Green St., Pasadena 1, Calif.

Theodore R. Sills & Co. and Sills, Inc., 39 S. LaSalle St., Chicago 3, Ill.

Firm Changes

Abbott, Merkt & Co., specialists in department store structures, have announced the election of Richard H. Tatlow III as their new president.

Samuel D. Cooper, A.I.A., and C. Reginald Perry, A.I.A., have announced formation of the firm of Cooper & Perry for the general practice of architecture and engineering, with offices at 204 Journal Bldg., Knoxville, Tenn.

Ingham & Boyd, Architects, announce that Charles S. Ingham and Thomas C. Pratt have been admitted to partnership, and the name of the firm has been changed to Ingham, Boyd & Pratt. Address, 1211 Empire Bldg., Pittsburgh 22, Penn.

Homer F. Neville and Mark S. Sharp have announced that on July 1st William H. Simon was taken into their firm, which will henceforth be known as Neville, Sharp and Simon, Architects. Address, 801 Midland Bldg., Kansas City 6, Mo.

John E. Somerville, Architect, and Milo Griggs, Engineer, have formed a partnership for the practice of architecture and engineering, specializing in industrial and commercial plants and processes. Address, 230 E. Walnut St., Green Bay, Wis.

E. Post Tooker, Lewis Bowman, Ira H. Davey and Ella V. Kelleher have announced formation of the firm of E. Post Tooker & Associates, Architects, with offices at 101 Park Ave., New York 17, N. Y.

Kurt Vonnegut, A.I.A., George Caleb Wright, A.I.A., and Ralph O. Yeager, A.I.A., have formed the new architectural firm of Vonnegut, Wright & Yeager, Architects, with offices at 1126 Hume Mansur Bldg., Indianapolis 4, and at 402 Opera House Bldg., Terre Haute, Ind. Mr. Yeager and Ralph O. Yeager, Jr., an associate in the firm, will operate the Terre Haute office. Other associates are W. C. Wright and A. J. Porteous.

James K. Wright, A.I.A., and Lennon Selby have established the firm of Wright and Selby, Architects and Engineers, with offices at 211a Hightower Bldg., Oklahoma City 2, Okla.

APPOINTMENTS

G. H. Collingwood has joined the staff of Wilson W. Wyatt, Housing Expediter and NHA Administrator, as chief lumber specialist in the Materials Supply Branch of the NHA.

Harry J. Durbin has been retained by the NHA as a special consultant on problems of the industry arising from the Veterans Emergency Housing Program.

(Continued on page 150)


Back to Peace-Time Cleaning Efficiency

Before the war, the majority of the biggest, newest and best office buildings, schools, theatres and hotels were equipped with Spencer Central Vacuum Cleaning. The speed of perfect cleaning, low maintenance costs and all-round reliability of the system was endorsed by architects, engineers and owners everywhere.

Spencer is coming back — with rapid strides. If you are planning any building — make simple investigations and comparisons with other methods before you decide.

Spencer Data Sheets will help you. Please mention the types of buildings or industries you are interested in.

SPENCER VACUUM
HARTFORD
CLEANING
THE SPENCER TURBINE COMPANY, HARTFORD 6, CONN.



Architect:
Hugo K. Graf, St. Louis, Missouri
General Contractor:
L. O. Stocker Co., St. Louis, Missouri



*Nature made
Asbestos...*
Keasbey & Mattison has
been making it serve
mankind since 1873

Long an old favorite in industrial architecture, K&M "Century" Asbestos Corrugated now is demonstrating its decorative possibilities. Note the "different" effect achieved by the architect in designing this theatre facade.

It's an ideal material from an architect's standpoint, for in addition to its attractive appearance, "Century" Asbestos Corrugated has unlimited applications. It never needs painting (though it can be painted if desired), and is completely maintenance-free. It is fire-proof, rot-proof and vermin-proof. It goes up fast, and lasts forever, for not only is "Century" Corrugated extremely durable... it actually grows *tougher* with age.

Why not look further into "Century" Asbestos Corrugated? We'll be glad to supply you with whatever information you desire.

**KEASBEY & MATTISON
COMPANY • AMBLER • PENNSYLVANIA**

William D. Flanders has been appointed Deputy Expediter for Rental Housing and Special Assistant Commissioner of the FHA. Mr. Flanders, on leave of absence from Fred R. French Companies of New York, of which he is executive vice president, will devote his attention to stimulating the provision of rental units under the Veterans Emergency Housing Program.

Harold D. Hauf, architect and engineer, has been appointed director of the

Technical Branch of the NHA. He was formerly associated with Rousseau and McConkey at Ann Arbor, Mich., and York and Sawyer, New York, and was professor of civil engineering and architecture at Yale.

Thomas Larrick, A.I.A., has resigned his position with Ohio University to accept an appointment to the faculty of the School of Architecture, University of Florida.

Al Levinson, president of The Steel-

craft Mfg. Co., Cincinnati, has been appointed technical advisor to the Wyatt Housing Program on prefabricated steel housing.

Charles A. Mayer has been appointed assistant engineer in the New York office of the Asphalt Institute.

Robert La Montagne St. Hubert, former professor at the American School of Fontainebleau, Paris, has been appointed professor of architecture at Clemson College, S. C.

Capt. Laurance P. Roberts, Signal Corps, has been appointed director of the American Academy in Rome. He was formerly director of the Brooklyn Museum.

Eugene Sternberg, Czech architect and town planner, has been appointed to the staff of the department of city and regional planning of Cornell University. Since the war, he has been active in the replanning of bombed areas in London, serving as senior assistant architect to Sir Patrick Abercrombie.

ELECTIONS

Frederick J. Mayo, Albert P. Durso, Murray E. Johnson and Donald W. Neville have been elected vice presidents of F. H. McGraw & Co., engineers and constructors of Hartford, Conn.

Officers elected at the annual meeting of the American Institute of Electrical Engineers are: president, J. Elmer Housley, district power manager, Aluminum Co. of America; vice presidents, E. W. Davis, Cambridge, Mass., O. E. Buckley, New York City, T. G. LeClair, Chicago, R. F. Danner, Oklahoma City, C. F. Terrell, Seattle, Wash.; directors, J. F. Fairman, New York, R. T. Henry, Buffalo, E. P. Yerkes, Philadelphia; treasurer, W. I. Slichter, Schenectady (reelected).

Gilbert K. Hardacre, manager commercial sales of the Public Service Co. of Northern Illinois, has been elected president of the Illuminating Engineering Society.

COLLECTOR'S ITEM


Joe E. Smay, director of the School of Architecture, University of Oklahoma, writes that he has "succeeded in securing a set of beautifully bound ARCHITECTURAL RECORDS beginning with Vol. I, No. 1, and continuing uninterrupted through to Vol. XLIX, 1920." He adds that he thinks he will be able to complete the file through to the present date.

NHA NOTES

Veterans' Housing

A total of 225,000 houses and apartments were completed and nearly half a million started under the Veterans Emergency Housing Program in the first six months of the year, according to Housing Expediter Wilson W. Wyatt.

(Continued on page 156)



BARBER-COLMAN

uni-flo

GRILLES and REGISTERS

GUARANTEED AIR DISTRIBUTION

Data based on complete tests enable us to recommend exactly the right outlet for any condition and GUARANTEE results. You are assured of uniform, properly diffused air of the desired temperature at specified level, with required air movement and elimination of hot, cold, or drafty areas. For further details, see your Barber - Colman representative.

BARBER-COLMAN COMPANY
1232 ROCK STREET • ROCKFORD, ILLINOIS

Announcing

UNITED STATES PLYWOOD CORPORATION

now exclusive distributor of

Decorative **MICARTA***

**...to bring lustrous, colorful beauty
to modern architecture and interiors**

Beautiful Decorative Micarta in the most-wanted colors, linen effects and wood veneers will be available to architects, interior designers, and furniture manufacturers through the nation-wide facilities of the United States Plywood Corporation.



Decorative Micarta Walls are cheerful, bright, and easy to clean.

With Decorative Micarta, your modern interior ideas can be made to blossom forth into fascinating reality. You can make walls, counters, and table-tops gleam and sparkle with an eye-appealing beauty . . . a durable beauty that years of service cannot dim.



On tables and counter tops, Micarta resists spilled liquids and hard usage.

Easy to Clean and Maintain
Micarta's smooth, non-absorbing surface is easy to keep clean

and sanitary. It is not marred by spilled alcohol . . . or even mild acids. In addition, it resists abrasion . . . will not chip or crack under severe service conditions.

The cigarette-proof grade is guaranteed against blistering from lighted cigarettes and cigars.



Around a fireplace, Micarta lends a modern decorative touch.

Decorative Micarta sheets may be glued or cemented to plywood, wood composition, or metal. Sheets are 1/16" thick, 30" x 60", 36" x 72", 36" x 84", 48" x 96", with current manufacture predominately in the 48" x 96" size. For prices and complete information, call your nearest United States Plywood distributing unit.



Showcases lined and faced with Micarta show off merchandise to best advantage.


**Manufactured by Westinghouse Electric Corporation
Reg. U. S. Pat. Off.*

UNITED STATES PLYWOOD CORPORATION, 55 West 44th Street, New York 18, N.Y.

in the design of the three-story air conditioned and dust-proof building, used exclusively for the manufacture of pharmaceutical preparations in ampules and injectible medicinal solutions. To guard against any contamination, the production floors are divided into small bays where different medicines are isolated during manufacture. Glass bricks replace windows, and the ventilating air ducts are equipped with ultraviolet germicidal lamps. Wherever possible, right-angle

corners are eliminated, and all ledges where dust might gather are avoided within the limits of good engineering.

The individual operating bays also permit variety in temperature and humidity control. The rooms will range from 60° to 80°, and ranges of humidity from 25 to 75 per cent can be differentially maintained, according to the need of the preparation. Austin Co., Cleveland and New York, were engineers for the new building.



A recently completed enameled plant

Enameling Plant

Just completed for the American Central Mfg. Corp., Connersville, Ind., is a new porcelain enameling plant built at a cost of nearly three quarters of a million dollars.

Ranking in size with the top 10 such plants in the United States, the new structure features many modern and heretofore seldom used production methods along its mile-long conveyor system. An Illinois water treatment installation softens the water in the pickle room and deionizes the mill-room water. Spray booths are air conditioned.

School Expansion

A \$3,000,000 expansion program is currently under way at Boys Town, Neb., a community for underprivileged boys. The program, which will make it possible for the school to double its present enrollment of 500, includes construction of a high school building, trade school, cafeteria, administration building and 25 cottages. Each cottage will contain five dormitory rooms and a counselor's apartment, living room and study hall and two playrooms. Two warm air furnaces will be used in each cottage, one taking care of the dormitory section and the other of the living quarters; heating in both sections will be controlled by Minneapolis-Honeywell's Moduflow, intended to eliminate stratification of air. Leo A. Daly & Co., Omaha, is architect and engineer for the project.

Furniture Showroom

Approximately 38,000 ft. form the new display room and offices of the Simmons Company on Park Avenue, New York.

Display space is in two sections — the main showroom for general sales lines, and the contract and export showroom. The former, consisting of display rooms and open display space, occupies 22,000 sq. ft., comprises a total of 27 special display units. The individual displays have been given separate treatment: striped plate glass mirror backgrounds and colorful drapery to set off the tufted and richly upholstered headboards with swing beds; a colorful background of modern fabrics for the new Hide-a-Bed sofa; a terrace with trellis-work wallpaper and a real brick wall for the outdoor furniture.

(Continued on page 154)

H₂SO₄
won't eat through
THIS PIPE
before
6571 A.D. !

If you install some 2" Duriron pipe, today, to handle 10% or higher concentrations of sulfuric acid, you won't get complaints because of corrosion before the 66th century. (And by that time you won't care.)

It will take 4,625 years for corrosive H₂SO₄ to eat through 5/16" of Duriron. That gives you a good idea of the resistance of this high silicon iron alloy to practically all corrosives.

EVIDENCE: Here are the results of tests made on Duriron over a period of 120 days with unagitated solutions of most of the corrosives in commercial and laboratory use.

Solution	Per cent of Loss	Depth of Corrosion in Inches, per Year
95% Sulphuric acid.....	.007	.0000206
25% Sulphuric acid.....	.016	.0000463
10% Sulphuric acid.....	.025	.0000685
70% Nitric acid.....	.006	.0000188
10% Nitric acid.....	.000	.0000000
5% Hydrochloric acid.....	1.162	.00324
90% Acetic acid.....	.006	.0000188
87% Phosphoric acid.....	.006	.0000188
25% Phosphoric acid.....	.010	.0000292
7.9% Oxalic acid.....	.014	.0000412
9.1% Picric acid.....	.005	.0000137
25% Copper sulphate.....	.008	.000024
27% Ammonium chloride....	.026	.0000977

For information on the application of Duriron pipe for waste acid disposal systems write for bulletin 702D.

THE DURIRON COMPANY, INC.
DAYTON 1, OHIO

DURIRON
ACID PROOF
DRAIN PIPE

DC-11

*Here's the Roof that Really
Keeps the Weather Out!*

PLASTEEL



Protection against the weather is important. But that's not all. Weather-tested Plasteel is fortified against *all* corrosive influences—the extremes of heat, cold, moisture; of gases, acid fumes, mineral dusts, salt air and other atmospheric conditions. Plasteel is scientifically processed for *permanent* qualities. It takes **STEEL** sheets for basic strength; hermetically seals them in weather-tight plastic for resistance to corrosion; and then for further insulation and durability, adds a protective finish of pure mineral mica that needs no paint, no repairs. A combination that really gives *extra protection!* It not only keeps the weather out but eliminates deterioration and higher maintenance costs. That's why experienced engineers, architects and maintenance operators prefer *Plasteel Roofing and Siding*.

Let us send samples and details. Write Today.

PLASTEEL Defies:



HEAT



MOISTURE



COLD



ACID FUMES



PROTECTED STEEL PRODUCTS

General Office and Plant

• Washington, Pennsylvania

THE RECORD REPORTS (Continued from page 152)

The contract and export display section includes a number of completely built and furnished rooms. There is a ship's cabin, portholes and all, with knotty pine paneling, to show the new Simmons ceiling berth and steel furniture, and a living room-bedroom type of ship's cabin to display a sofa which converts into a double decker wall bed. Also included are hospital rooms to show steel furniture and hospital beds, and an intern's or nurse's one-room apartment.

Architect for the new show floor was Herbert B. Beidler of Chicago, working with the Murrill Co., responsible for Simmons merchandising and styling.

Yarn Showroom

Neutral colors and a simplicity of architectural background were chosen for the new retail wool yarn display area of James Lees & Sons Co., New York. Specially designed display fixtures combine glass, plastic and oak trim, accom-

modate skeins, balls of yarn and style books. For skein yarn, open wall bins of glass serve the dual purpose of display unit and storage bin. Fixtures for ball yarn feature tiered trays, slanting slightly downward to allow the balls to roll forward as immediate replacements for those removed.

General illumination is a combination of recessed fluorescent and incandescent units; long-stemmed, swivel, parabolic reflectors provide accent lighting. Wall surfaces are predominantly warm gray, the carpet is gray-beige, accents are terra-cotta. Raymond Loewy Associates were the designers.

Veterans Build Homes

Tired of waiting for their housing problems to be solved, 15 Ohio veterans banded together and did their own solving. Incorporating as the Inwood Place Association, the group worked out with the First Federal Savings and Loan Assn. arrangements to finance, under the G.I. Bill of Rights, 15 six-room dwellings at Maumee, a suburb of Toledo.

Land with a 1,000 ft. frontage and a depth of 105 ft. was purchased, and two former AAF pilots, Howard Schneider and Lee Shrewsbury, now Toledo building contractors operating under the firm name of Schneider and Shrewsbury, were engaged to build the houses in accordance with FHA requirements.

The homes will be designed on a single basic plan, but each will be adapted to meet the taste of its owner. Each lot will be approximately 60 by 105 ft. Two lots in the rear of the house sites will be used as a recreation area.

Veterans' Hospitals

Army Engineers have engaged Fugard, Olson, Urbain and Neilers, of Chicago, as architect-engineers for the Veterans Administration hospitals at Iron Mountain, Mich., and Decatur, Ill. Work of preparing plans and specifications will be started immediately.

Both hospitals are of the 250-bed general medical and surgical type, and the design will be the same for each, adaptable to the site in each location. The original estimated cost of the Iron Mountain hospital is \$4,633,000, that of the Decatur structure, \$4,375,000.

A contract has also been signed by the Army Engineers with A. V. McIver, Cushing and Terrell of Great Falls, Mont., to act as architect-engineers for the Miles City, Mont., Veterans Administration hospital. This is a 100-bed general medical and surgical hospital estimated to cost \$2,750,000.

Architect-engineer contracts for three other VA hospitals will be let in the near future: a 200-bed general medical and surgical institution at Phoenix, Ariz., and another of the same size and type at Fort Wayne, Ind.; and a 1,000-bed neuropsychiatric hospital at Houston, Tex.



... best way to solve RESTAURANT Wiring Problems

Wiring for light . . . for comfort . . . for business . . . naturally means fluorescent, and Wiremold has developed two complete Fluorescent Wiring and Lighting Systems . . . No. 2100 and No. 3000 . . . especially to meet the requirements of this type of installation.



Separately or in combination, these two systems give you complete flexibility for cove, panel, showcase, wall-case, or built-in fluorescent lighting with single unit, multiple unit or continuous line-O-lamps arrangements. Wiremold is easily installed, fully approved, low in cost. Write us for Architects data sheets. Also refer to our catalog in Sweets.

THE WIREMOLD COMPANY . . . HARTFORD 10, CONN.

WIREMOLD
More than Adequate Wiring
FROM PANEL BOX TO OUTLETS
Write for Data Sheets

TWO GREAT HEATING PRINCIPLES BLENDED INTO ONE!

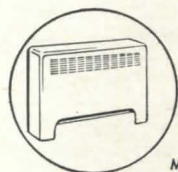
that's what Modine Convector Radiation offers you!



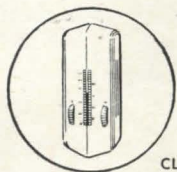
1 RADIANT HEATING
Notice those arrows? That's radiant heat... mild radiant heat coming from that Modine Convector panel in just enough quantity to offset heat loss from window areas. But we don't stop with just *radiant* heating. To it we add...

2 CONVECTION HEATING
Convection heating. The hot water or steam circulates through the copper heating unit, draws the cooler, floor-line air into the bottom of the convector where it's warmed, rises, and is then gently circulated throughout the room.

RESULT: A modern, blended heating system for modern living! • A heating system that gives you *individual* room control, that responds almost instantaneously to sensitive automatic controls... that gives you gentle air circulation without the use of moving parts that wear out. • Yes... the dependable heating comfort, distinctive charm, space-saving, cleanliness and long service life of Modine Convector Radiation is now available for moderate cost homes and apartments. Look for Modine's representative in the "Where to Buy it" section of your phone book. • Write for complete information and free descriptive literature. MODINE MANUFACTURING CO., 1773 Racine St., Racine, Wis.



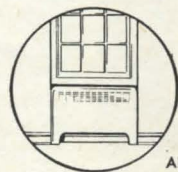
MODERN
BEAUTY



CLOSE TEMP-
ERATURE CONTROL



EASY TO
INSTALL



ADDS TO
LIVING SPACE



PRICED
FOR TODAY'S
HOMES AND
APARTMENTS

Modine
CONVECTOR RADIATION
The Modern "proved by use" heating method

Venus Drawing

Pencils are engineered to give you drafting perfection without failure: accurately *graded* to assure uniformity in all 17 degrees . . . *strong* in performance . . . *smooth* and *clean* in action.



Put VENUS to the test on *your* drawing board. Send us a post-card or a note for two free samples. *Specify* degrees wanted.

VENUS

DRAWING PENCILS

AMERICAN LEAD PENCIL COMPANY, HOBOKEN, NEW JERSEY

THE RECORD REPORTS

(Continued from page 150)

Of the units completed, 153,000 are new permanent houses and apartments, and 72,000 are temporary re-use housing, conversions and trailers.

College Housing

With 76,000 temporary housing accommodations for student veterans completed or under construction and another 27,000 in preliminary stages, the FPHA has announced that all allocations of emergency temporary housing to be supplied to schools at federal expense under existing authorizations have now been made.

The total of 103,000 accommodations for student veterans and their families has been allocated to 675 educational institutions. These accommodations represent about half of the veterans' temporary housing to be provided this year as part of the Veterans Emergency Housing Program. The balance under terms of the Mead resolution amending Title V of the Lanham Act, is to be supplied to local communities for emergency housing of other veterans and the families of men still in service.

Premium Payments

Premium Payments Regulations Nos. 5, 6 and 7, covering convactor radiators for residential heating, and the Southern and Northern hardwood flooring industries, respectively, have been issued.

Regulation No. 5 provides for incentive payments of 10 cents per "shipment unit" produced in excess of established quotas. Together with other government action, including a 10 per cent price increase, it is expected to enable the industry to expand considerably and perhaps even double production of convactor radiators for residential heating within six months.



Regulations Nos. 6 and 7 authorize manufacturers participating in the plan to pay bonuses to their suppliers of certain grades and species of hardwood lumber. A production increase of about 50 per cent within the next few months is expected to result.

Access to Timber

The allotment of \$1,234,000 to Secretary of the Interior J. A. Krug for the construction of 222 miles of access roads to out-of-the-way timber lands on Indian reservations to boost production for the Veterans Emergency Housing Program by an estimated 17,070,000 board feet this year has been announced by Housing Expediter Wyatt.

Since about 10,000 board feet of lumber are required for a six-room frame house, Mr. Wyatt points out, the additional lumber from Indian lands this

(Continued on page 158)



**SEND FOR THIS
HELPFUL BOOK
FOR A.I.A.
FILE 14-K**



"ANCHOR PROTECTIVE FENCES" is packed with information that will help you in specifying fence for all kinds of installations. It's both a catalog and a specification manual . . . illustrating many types and uses of Anchor Chain Link Fence . . . picturing many prominent industrial and institutional set-ups . . . containing detailed structural diagrams and specification tables.

The four exclusive ANCHOR features are detailed in drawings and photographs: *Deep-Driven Anchors*, which hold the fence permanently erect and in line in any weather; *Square Frame Gates*, amazingly free from warping and sagging; *Square Terminal Posts* and *U-Bar Line Posts*, which increase strength and durability.

This informative book is yours for the asking. Just write for your free copy to: Anchor Post Div., Anchor Post Products, Inc., 6600 Eastern Ave., Baltimore 24, Md.

Anchor Fence


Nation-wide Sales and Erecting Service



for Underfoot-- SAFETY, SECURITY, PROTECTION

NOW We Can Supply All Your MELFLEX SAFETY SURFACING NEEDS!

MELFLEX SAFETY Runners, Mats and Treads of high-resistance compounded rubber and shredded fibers assure maximum slip-proof service and greatest wearing economy. . . . NOW these famous SAFETY floor and step covering products can give you the efficient answer to every SAFETY-SURFACING problem. For every slip-preventing purpose—outdoors or indoors—on steps, in aisles, corridors, runways, locker rooms, shower stalls, at entrances, in lobbies, at machines—wherever stepping or walking security is essential to human safety there is a MELFLEX product to meet the need . . .



MEL-ISLE Heavy Duty Ribbed Mats and Runners . . .

Self-cleaning scraper type design presents continuously clean walking surface. Available in $\frac{1}{8}$ ", $\frac{3}{16}$ " and $\frac{1}{4}$ " thicknesses. Tough rubber compound and shredded fabric mixture assures slip-proof service, wet or dry, quiet cushioning and long life under hard traffic conditions. Supplied cut to fit your specifications or in rolls 34" wide to required lengths.

Corrugated Rubber Matting . . . Light, Medium and Heavy

Jet-black, long-wearing, non-blooming floor covering especially adapted to indoor service—halls, corridors, locker rooms, aisles. Available now in $\frac{1}{8}$ ", $\frac{1}{4}$ " and $\frac{3}{8}$ " thicknesses in variable widths cut to specified lengths or in 25 yards rolls. MELFLEX High-Quality corrugated rubber matting is fabric backed to prevent stretch. It provides exceptional resistance to slipping.

Rubberized Fabric Heavy Duty LINK MATS

Rubberized fabric links continuously exposing "fiber ends" assure greatest slip-resistance, wet or dry. These links are woven together on special rust-resistant spring steel wire. Mats are a full half-inch thick, providing a lasting SAFETY service far beyond the life of ordinary mats. Maximum economy under heaviest traffic conditions. For outside or inside installations—entrances, lobbies, kitchens, for standing workers at machines, behind bars. Gives fatigue-reducing cushion. Supplied in standard sizes or made to any rectangular specifications.



STEP TREADS Molded to Fit Over Step Edge . . . 7/32" Thick


Heavy molded treads of shredded fabric and tough rubber compound. One piece. Fits over step edge, cushioning and giving sure-grip SAFETY. No screws or metal strips. Applies easily with MELASTIC waterproof cement to any step material—wood, stone, metal, tile or composition—and stays "put". High frictional resistance wet or dry. Supplied cut to fit your step specifications. . . . No trimming, no waste.

Write for full details on these Safety-Surfacing products and our special Direct-from-Factory prices.

MELFLEX
PRODUCTS CO.
L. E. WARFORD, President
415 Wheeler Lane, Akron 8, O.

**ALL THE WAY UP...
ALL THE WAY DOWN**

CINCINNATI'S Carew Tower rates as one of the tallest skyscrapers in America . . . a magnificent building in which are housed a great hotel, a great store, innumerable offices and a splendid arcade.



THE MILES OF NICKEL SILVER AND BRONZE INSTALLATIONS ARE BY NEWMAN

Truly a tribute to the architects, designers and engineers . . . NEWMAN matchless craftsmanship serves to enhance the splendors and imperishable beauty of this edifice.

Ornamental bronze, aluminum, nickel, silver and stainless steel Doors — Entrances — Bank Fixtures — Gates — Grilles — Railings.

FREE FILE DATA

TODAY . . . write us for comprehensive folder of catalogs and other helpful literature. Estimates and details, without obligation.

NEWMAN BROTHERS, Inc.
"64 Years-Young"

704 W. 4TH ST., CINCINNATI 3, OHIO

THE RECORD REPORTS

(Continued from page 156)

year is the equivalent requirement for approximately 17,000 houses.

Negro Housing

Eight Southern states are making available for Negro families 21.6 per cent of new housing units already planned under the Veterans Emergency Housing Program, according to a survey by the NHA. The eight states are Alabama, Florida, Georgia, Mississippi, Tennessee, North and South Carolina and Virginia.

Goals of new construction needs in 430 urban centers have been set through Mayors' Emergency Housing Committees, and a poll of these committees indicates a substantial percentage of such units will be available to Negroes.

Memphis, Tenn., leads the nation in the percentage of such new housing units. Its goal is 8,500 units of residential construction with at least 3,500 available to Negro families. The second highest percentage quota is in Meridian, Miss., which plans 2,000 units of which 800 will be available for Negroes.

In volume of new housing planned to accommodate Negroes, New York City leads the country with a total of 6,172 units. Already under construction for the Metropolitan Life Insurance Co. are the Riverton Houses with 1,232 units, and the James Weldon Johnson Houses for the New York City Housing Authority with 1,310 units. Other projects planned include: Amsterdam Houses, 1,024 units; Abraham Lincoln Houses, 1,286 units; Stephen Foster Houses, 1,320 units.

HOUSING RESEARCH

A Low-Cost Housing Research project has been organized at Louisiana State University as a part of the Engineering Experiment Station of the University. The purpose is "to determine a better method of substantial construction, a better selection of building materials and equipment, a better type of plan and design, a better layout of utilities, at a minimum cost." The program will consist of: scientific study and research on new materials and developments, with publication of results; cooperation with all phases of the building industry; and demonstration of construction methods.

LANDSCAPE GROUP

The Washington Society of Landscape Architects has been organized in Seattle to further better design, construction and maintenance standards for garden owners and for all other landscape projects. Officers are: president, Cash M. Beardsley; vice president, Willard E. Morgan; secretary-treasurer, Roberta Wightman. Edwin W. Grohs is the architect and engineer representative.



"Just Between You and Me . . . I Think We've Got Something"

HERE'S WHAT A GARY, INDIANA CONTRACTOR SAYS:

"An architect will specify high quality roofing materials with the idea of giving the greatest protection to the structure he's planning.

"On the other hand, as roofing contractor I'm going to ask for those quality materials which can be handled most efficiently, cutting labor costs and enabling me to meet schedules.

"Abesto Cold Roofing Adhesives, used with any standard brand plain roll roofing, give the architect the roof he wants . . . and me the roof I prefer to build."

• • •

In built-up construction, Abesto materials make a bond that is extremely adhesive, elastic after curing and highly resistant to oxidation.

Architects and engineers are invited to write for free descriptive literature and specification sheets



ABESTO MANUFACTURING CORP.

Dept. R-2
MICHIGAN CITY, INDIANA

IN MODERN FUNCTIONAL DESIGN

Fabron
REG. U.S. PAT. OFF.

is the ARCHITECT'S FIRST CHOICE
for the finish of the Structure of
an interior Wall or Ceiling

because FABRON is so engineered that
it possesses many desirable
PHYSICAL PROPERTIES
and at the same time affords unusual
DECORATIVE POSSIBILITIES
thereby meeting every requirement of
the Architect for a finish Structural
Material.

FABRON

- permanently seals the wall
- protects and reinforces the sub-surface materials
- conceals joints and irregularities in the under-surface treatment
- prevents plaster cracks
- binds and strengthens weakened or patched plaster

AND

- acts as a decorative medium by lending color, pattern and texture to the structure


FABRON

- is washable - sunfast - durable - economical

use the coupon below for further information



HOTELS



HOSPITALS



SCHOOLS AND COLLEGES



APARTMENT HOUSES

Fabron - the Modern Functional Finish for Walls and Ceilings

FREDERIC BLANK & COMPANY, INC.

230 PARK AVENUE

Established 1913

NEW YORK 17, N. Y.



Fabron

- easy to apply
- easy to clean
- sunfast colors
- resists scuffing
- prevents plaster cracks
- permanent decoration

FREDERIC BLANK & Co., Inc. AR 9-46
230 Park Ave., New York 17, N. Y.

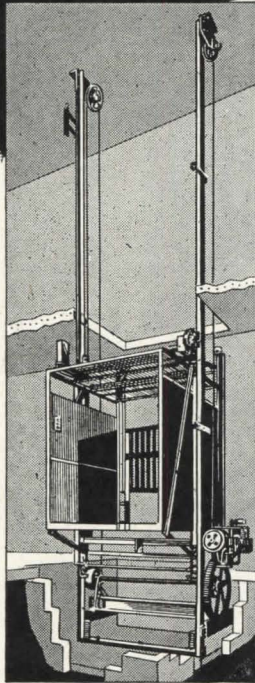
In ref. to (project)
please send more information about FABRON.

Name.....

Address.....

City..... Zone..... State.....

**LOW COST
LIFTING**



with countless applications

Where service requirements do not warrant expensive elevator installation and the travel limit is within 25 feet, this Montgomery Self-Contained Electric Elevator simplifies many lifting problems. Just a few of its many uses — combination passenger-freight service for 2- or 3-story industrial buildings, furniture stores, funeral homes, utility sections of hospitals, etc.

Electrically operated — requires no penthouse or load-bearing walls — all equipment above pit floor — every part accessible — installation cost low. This is a precision built machine. All gears are machine-cut. It is equipped with all safety devices. Load capacity up to 2,500 lbs. and speed up to 25 ft. per min. Car size up to 6'-0" x 8'-0". Write for details and prices.

Montgomery manufactures a complete line of passenger and freight elevators, electric dumbwaiters and special equipment for vertical transportation.



HOME OFFICE • Moline, Illinois
Branch Offices and Agents in Principal Cities

**ARCHITECTURAL
ENGINEERING**

TECHNICAL NEWS AND RESEARCH

(Continued from page 142)

Porcelain Enamel

In order to assure the architect of a high quality of porcelain enameling on the products that he buys, standard specifications covering the manufacture of architectural porcelain enamel have been officially approved and adopted by the Architectural Division of the Porcelain Enamel Institute. Copies of the specifications may be had by writing to the Institute Office, 1010 Vermont Ave. N. W., Washington 5, D. C.

Mineral Wool

Standard methods of testing and reporting industrial mineral wool products have been published in Commercial Standard CS131-46, after acceptance by the trade. Featured sections cover adhesive strength, compressive strength, corrosion resistance, coverage, density and thickness, fire resistance, moisture adsorption, odor emission, shot content, temperature resistance, and thermal conductivity. Superintendent of Documents, Government Printing Office, Washington 25, D. C. 10 cents.

Steel Rivets

Printed copies of Simplified Practice Recommendation R221-46, Steel Rivets, are now available according to an announcement of the Division of Simplified Practice of the National Bureau of Standards. This Recommendation was developed in cooperation with the industry to establish a voluntary simplified list of stock production sizes (lengths and diameters) for the various types of steel rivets. Superintendent of Documents, Government Printing Office, Washington 25, D. C. 5 cents.

Convectors

Recommended Commercial Standard on Testing and Rating Convectors, TS-4169, is being circulated to the trade for written acceptance, in order that it may become more widely effective through establishment as a commercial standard. It covers definitions, requirements, and methods of testing and rating cast-iron and non-ferrous steam and hot-water convectors; also, uniform method of guaranteeing compliance with the standard, and means for checking ratings for approval. National Bureau of Standards, Department of Commerce, Washington, D. C.

A. S. A. Year Book

American Standards Association has published its 1945-46 Year Book, explaining how standards are developed, and listing approved standards and projects for future investigation. For a free copy, write the Association at 70 E. 45th St., New York 17, N. Y.

The
RESTORATION
of
COLONIAL
WILLIAMSBURG

*A Reprint
of the December, 1935
Issue of*

ARCHITECTURAL RECORD

*104 pages, bound in cloth
\$2.00 per copy*



The Colonial Williamsburg Number of ARCHITECTURAL RECORD — issue of December 1935 — was sold out soon after publication but the entire editorial contents have been reprinted and bound in permanent book form with blue cloth covers.

Many thousands of these Williamsburg reprints have been sold but the demand continues unabated.

ARCHITECTURAL RECORD
119 W. 40th Street, New York, N. Y.

Enclosed is \$.....for which send.....
copies of your reprint, *The Restoration of
Colonial Williamsburg*, bound in cloth, at
\$2.00 per copy.

Name.....

Address.....


City and State.....A.R. 9-46

School's IN!

Better have your custodian, as part of his fall housecleaning, check your Nesbitt heating and ventilating equipment. You'll lengthen the service and increase the efficiency of your Nesbitt Syncretizers by having him follow the "ABC of Syncretizer Care"



A Remove front casing to clean interior. Where filters are used, give special attention to keeping them clean. Clean all parts. Wash exterior with mild soap and water.




B Oil unit fan motor once every ninety days, using light oil as required. Nesbitts recommend a No. 10 S.A.E. light machine oil.



C Where you are using an automatic temperature control system, be sure that it is operating properly. This check is vital for the most economical use of fuel.

In the Nesbitt Syncretizer you have a unit ventilator for the classroom which gives draftless, uniformly pleasant air even in the coldest weather. The Syncretizer is automatic; it is quiet; it is uniquely simple in design inside and out. And the Syncretizer is flexible: the new Nesbitt Package is a modern schoolroom ensemble which combines the healthful comfort of "Syncretized Air" with the convenience and utility of integrated storage facilities. The Package is available for immediate installation. Or, you can install the Syncretizer now and add the storage units later. If you have any questions on maintenance or new installations of the Nesbitt Syncretizer, write us.

The Nesbitt Syncretizer, basic unit of The Nesbitt Package.



The Nesbitt Syncretizer and The Nesbitt Package are made and sold by John J. Nesbitt, Inc., Philadelphia 36, Pa. Sold also by American Blower Corporation.

Nesbitt SYNCRETIZED AIR



**CURE FOR
KICKING WAITERS...**
Stanley Magic Doors

When Stanley Magic Doors are written into the plans, gone are the clump-clanks of waiters kicking open service doors, the crash of colliding dish trays and all the rest of the unavoidable annoyances of two-way swinging doors.

A tiny beam of light automatically opens Stanley Magic Doors, and holds them open until traffic has passed...then closes them promptly, silently. Service is speeded, air-conditioning is protected and dish breakage is greatly reduced.

And your clients will appreciate the swank finesse these modern doors add to even the best-planned restaurants, grills, clubs and hotels. For both entrance and service doors, everybody likes the convenience of Stanley Magic Doors.

Write for full information on

Stanley Magic Doors...learn how easily they fit the plans for either new or remodeled buildings...how their simple design and rugged construction assure long, maintenance-free operation. The Stanley Works, Magic Door Division, New Britain, Connecticut.


STANLEY

Trade Mark

STANLEY MAGIC DOORS

Require No Hand to Open

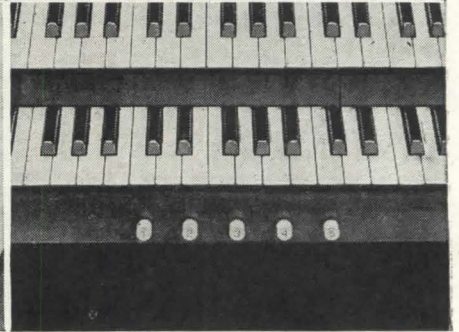
Preview of the superb new
WURLITZER ORGAN
Music's Richest
Voice...




Wurlitzer, long skilled in cabinet-making, has lavishly used expensive veneers to make the new Organ superbly handsome. Open, as at the top of this page, or closed, as here, it will enrich any religious setting.



The two-manual keyboard conforms to all playing dimensions specified by the American Guild of Organists. 6 stop tablets in the Pedal, 12 in the Swell and 15 in the Great give traditional pipe-organ variety.




Directly below the great keyboard are the pre-set combination pistons which enable certain frequently used combinations to be instantly available...a welcome feature to both professional and inexperienced players.



The Wurlitzer Organ pedal clavier has 32 keys, concave radiating exactly according to standards of the American Guild of Organists. The pedal clavier is detachable. Pedal light available.



The music rack is another example of the great pains which Wurlitzer takes with small details. With the mere touch of a finger both rack and rest slide out or recess completely. Optional light.



Again the Wurlitzer standard of perfection in all things. The handsome veneers of the Wurlitzer Organ extend all around the case. From front or back, one sees cabinet beauty.

Your dealer will soon have a Series 20 Wurlitzer Organ for you to see and to hear

ORGAN DIVISION, THE RUDOLPH WURLITZER CO., NORTH TONAWANDA, N. Y.

Endorses PETRO 100%!

WHENEVER an oil burning heating system is specified, two reputations are at stake . . . that of the equipment maker and that of the architect.

By the fact that his name is affixed to the equipment selected, the maker pledges his word that it will serve satisfactorily under the most exacting conditions of the installation for which it is recommended.

The reputation of the architect is equally involved. It, too, must be zealously safeguarded. Oil heating equipment of uncertain performance cannot be considered.

This lends added significance to the fact that an ever-growing number of architects from actual experience know, as Mr. Watterson does, it is "safe to specify Petro."

INDUSTRIAL MODELS: No. 5 or No. 6 fuel oil; manual, semi- or automatic operation; 8 sizes to 450 bhp. Thermal Viscosity preheating.

DOMESTIC MODELS: No. 3 or lighter oils; "conversion" and combination-unit types, 7 sizes. Patented "Tubular Atomization".

FULL DATA on Petro Industrial Burners are in catalog files of Sweet's and Domestic Engineering. Details on Petro Domestic Burners available in separate catalog. Copy of either sent gladly on request.

PETRO
REG. U. S. PAT. OFF.
cuts steam costs



JOSEPH WATTERSON, A.I.A. of Mineola, has designed many fine residences, restaurants and small commercial buildings on Long Island. Mr. Watterson has this to say about Petro:

"From my experience I know that an architect can safely specify Petro for the smaller commercial structures as well as for the bigger jobs. In the restaurant where the basement is planned for use by customers, this area is rendered free from noise and dirt when oil systems are used. Overhead is cut down because a janitor is not needed to check an oil burner, and I believe that oil heating systems provide the clean, quiet, pleasant surroundings which add comfort for the customer and guest. The Petro System has proved highly dependable and economical in restaurants. Owners and guests are well-pleased, and I can endorse them one hundred per cent."

SPEAKING OF CARPETS...




"We want a new texture for this lobby, and we're willing to wait for it"



"I'm counting on Bigelow Lokweave to save waste in my corridors"



"This carpet wore well for years...I'll replace it with the same pattern"



...Thanks, Gentlemen

We appreciate your confidence, and your waiting for Bigelow carpets. We'd like to assure you that everything possible is being done to produce enough to fill your orders. In the meantime consult our Carpet Counsel. They'll help you plan for tomorrow.

BIGELOW-SANFORD CARPET CO., INC.

140 MADISON AVE., NEW YORK 16, N. Y.



TRANE ENGINEERS WANTED TO TEST HEATING IN SUMMER—



... ANOTHER EXAMPLE OF THE INGENUITY OF THE MEN WHO CREATE *Weather Magic*

So that they could make actual comfort tests of new heating developments even on the hottest summer day, Trane Engineers literally put a living room into a refrigerator.

Constructed of concrete blocks and lined with highly effective foam glass insulation, this refrigerator is so large that a regulation sized living room, cushioned on rubber, fits into it perfectly. This room may be exposed to whatever weather the tests require—by Trane Weather Magic, of course.

With this refrigerator, Trane Engineers can determine exactly how a heating unit will perform under every conceivable condition of temperature, humidity, and even sound.

This "room in a refrigerator" is another example of the thoroughness of Trane Engineers who

carry out a constant program of research in the development and refinement of Trane Products and Systems.

All Trane Products are designed and built together for service together. The architect and engineer will find that there is a complete Trane System for almost every conceivable application in heating, cooling and air conditioning.

More than 200 Trane Field Engineers in principal cities all over the country co-operate with architects, engineers, and contractors in the application of Trane Weather Magic. National advertising is advising customers to seek counsel and Trane information from architect, engineer, and contractor.

The efficiency and flexibility of Trane Heating Coils make them ideally suited for every comfort and process application. One of a wide variety of types and sizes of Trane Heating Coils, the Type E coil shown can be used with low or high pressure steam or with hot water, and it can be used for cooling with chilled water.

Used in conjunction with these coils, or in countless other air moving applications, Trane Centrifugal Fans are supplied in three types and a complete range of capacities. The fan shown is of the backward-curved non-overloading type. The Trane Fan line also includes forward-curved and utility fans.

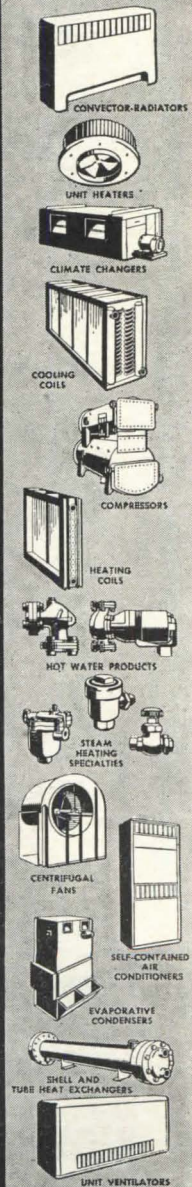

TRANE TYPE E HEATING COIL



TRANE BACKWARD CURVED CENTRIFUGAL FAN

THE TRANE COMPANY
The House of Weather Magic
LA CROSSE • WISCONSIN
TRANE COMPANY OF CANADA, LTD., TORONTO

MANUFACTURING ENGINEERS OF HEATING AND AIR CONDITIONING EQUIPMENT



DEPENDABILITY IN CIRCUIT PROTECTION CANNOT BE "LEFT TO CHANCE"

Federal

NOARK

MULTI-BREAKERS

out-dates the old-type fuse box!



When the electrical layout calls for simple, compact control of light and power . . . call for *Federal Multi-Breakers*. On every class of project — residential, commercial or industrial — you'll find the Federal Multi-Breaker thoroughly dependable . . . convenient . . . attractive in appearance. There are types available for indoor and outdoor applications in a wide range of ampere capacities.

Write for a copy of the "Federalog". Address Dept. AR

FEDERAL ELECTRIC PRODUCTS COMPANY INC.

EXECUTIVE OFFICES: 50 PARIS STREET, NEWARK, N. J. • PLANTS: HARTFORD, CONN., NEWARK, N. J.
Manufacturers of MOTOR CONTROL • SAFETY SWITCHES • CIRCUIT BREAKERS • SERVICE EQUIPMENT • PANEL BOARDS

**IN A SOUND OR MUSIC
DISTRIBUTION SYSTEM...**



Quality Counts

For highest quality... specify
Western Electric

Your clients today are highly critical of the quality of reproduced sound—*especially music*. In hotels, schools, hospitals, auditoriums, factories, terminals—wherever Sound or Music Distribution Systems can add to the utility or enjoyment of buildings—only the *finest* sound is acceptable.

With the new Western Electric equipment now available, you can assure your clients top notch program presentation. All the elements in the system—including the revolutionary 728 type loudspeaker—are engineered by Bell Telephone Laboratories to deliver sound with a

"presence"—sound with an emotional quality such as you've never before heard.

Get in touch with the nearest representative of the Graybar Electric Co., distributors of this new sound equipment. He can help you plan top-quality Sound or Music Distribution Systems *taylor-made* to your clients' needs. For his address, look in your local telephone directory, or write to Graybar, 420 Lexington Ave., New York 17, N. Y.



THERE IS A NEW TREND IN STORE DESIGN




PIETRO BELLUSCHI'S conception of a Shoe Store

• "The design for this shoe store was conceived as an effort to exploit, in a more definite and organic way, the idea of the open front. This same idea has in many cases fallen short of success, because the attention of the on-looker was divided and confused between an interior which was not designed to be seen from the sidewalk, and an exterior front which hated to lose its identity.

"It seems that a thoughtful use of glass, and a carefully laid out interior would show the inherent possibilities of the open front plan, and its probable impact as an advertising medium".

P. Belluschi
Architect



MANY prominent architects include Pittsburgh Products in their specifications. They have found that Pittsburgh Glass and Pittco Store Front Metal assure faithful execution of their designs—as well as maximum eye-appeal and sales personality in the finished stores.

Through our advertising in 23 leading retail magazines, we are urging retail merchants to consult their architects now, to build new sales-power into their stores.


A nation-wide system of "Pittsburgh" branches and dealers is ready to give you prompt and helpful service on Pittsburgh Products for store fronts and interiors.

"PITTSBURGH" STORE FRONTS and INTERIORS



"PITTSBURGH" stands for Quality Glass and Paint

PITTSBURGH PLATE GLASS COMPANY



It contains photographs of store fronts and interiors — representing practically all kinds of business, in all parts of the country — selected from the thousands that have been remodeled with Pittsburgh Glass and Pittco Store Front Metal. Send in the convenient coupon for your free copy of this up-to-date book of ideas, "How Eye-Appeal — Inside and Out — Increases Retail Sales".

Pittsburgh Plate Glass Company
2345-6 Grant Building, Pittsburgh 19, Pa.

Please send me, without obligation, a free copy of the book, "How Eye-Appeal—Inside and Out—Increases Retail Sales".

Name

Address

City State



AT LAST...THE LIGHT WEIGHT CONCRETE MASONRY UNIT HAS A PERFECT WATERPROOFING PARTNER

...AQUELLA!

What does this "partnership" mean to you as an architect, engineer or contractor planning or constructing a building of light weight concrete masonry units?

It means simply this...

That now...with Aquella adding the advantage of *watertightness* to the desirable construction qualities this type of masonry provides—you have a building material excellent in every respect.

Furthermore...Aquella also gives an attractive, glistening white, egg-shell-like finish that is truly beautiful in its natural color—or when


painted to match any decorative scheme. Aquella does not powder or rub off, nor does it blister, peel or flake.

Specify Aquella for Brick, Concrete, Stucco or Cement Plaster

Aquella is the new, scientific way to insure watertightness inside or outside...above or below ground...on all porous masonry surfaces, such as brick, concrete, stucco or cement plaster.

SEE DATA IN SWEET'S CATALOG


You'll want this information for your waterproofing file



Write today for your copies of "Aquella and Concrete Masonry Construction," and the "Key to Aquella Specification Types."

PRIMA PRODUCTS, INC.

Dept. E, 10 East 40th Street
New York 16, N. Y.




500-lb. Hydrostatic Pressure Test Proves that Aquella Makes Cinder Concrete Block and Other Porous Masonry Surfaces Watertight

First, both of the columns you see here were tested in their natural state and showed that they had identical coefficients for permeability. After such tests, the column on the *left* was treated with Aquella, while the one on the *right* was not. The Aquellized column withstood the pressure of an 8-ft. head of water, equivalent to a hydrostatic pressure of approximately 500 lbs. per sq. ft. The untreated column could not be filled with water higher than 18 3/4", because the water seeped through the cinder blocks at the rate of 2 gallons per minute.

Aquella, having proved its effectiveness on cinder concrete blocks, under conditions as extreme as this, must necessarily be equally successful when applied to other types of masonry construction such as concrete, brick, stucco or cement plaster.

AQUELLA IS A "MUST" on every light-weight concrete masonry unit job!



SPACE SAVING—A FACTOR . . .

Streamline
TRADE MARK REG. U. S. PAT. OFFICE

**HELPS
PROVIDE
IT!**

Conservation of space is a very important consideration, especially in large public buildings and hotels. The more space that can be utilized for rentable apartments, the more income produced. Since STREAMLINE Fittings are not connected by flaring or threading, no room is required for wrench play to tighten the Fittings into place, nor need any allowance be made for protruding valve stems, which on threaded pipe, must be swung in an arc to secure. Valves and fittings are installed in a minimum of space, they are located exactly where required, and soldered.

The installation of STREAMLINE Copper Pipe and Solder Type Fittings under normal water conditions assures many, many years of trouble-free, efficient service at low cost. Copper and bronze do not rust. STREAMLINE Pipe is made from pure copper. STREAMLINE Fittings are manufactured in copper and bronze.



Copper Pipe loses less heat by radiation than ferrous piping, particularly if the surface is kept polished, although copper itself is a very rapid conductor of heat. Therefore, it naturally follows that there is considerably less loss when the heated element, water or steam, is being conveyed from the point of generation to the points of distribution through copper pipe of uniform, unclogged, internal conducting area.

Plan on specifying and installing STREAMLINE Copper Pipe for your postwar construction—or for replacement.

STREAMLINE
PIPE AND FITTINGS DIVISION
MUELLER BRASS CO.
PORT HURON, MICHIGAN

Aeropel

Keeps kitchens fresh as a daisy



Generous capacity is sufficient for many commercial installations. Consider Aeropel—*designed and built with typical American Blower skill*—for individual ventilation of offices, reception, conference and restrooms.

Aeropel Home Ventilators are available through leading dealers everywhere. *The price is surprisingly low.*

Housewives love the new Aeropel Home Ventilator because homes stay cooler and cleaner. Aeropel whisks out cooking odors, greasy fumes and smoke.

They like the ultra-quiet operation and the modern appearance of the spotless white plastic grille.

Architects and builders appreciate the ease of installation in old homes and new—any type of construction. Styling harmonizes with *all* kitchen plans—and Aeropel is equally well suited for bathrooms, bedrooms, nurseries, laundries, recreation and utility rooms.

FREE Aeropel Booklet ▶

Free Aeropel Booklet with specifications, installation details and technical data is available to architects on request. Phone or write the nearest American Blower Branch Office. There is one nearby.



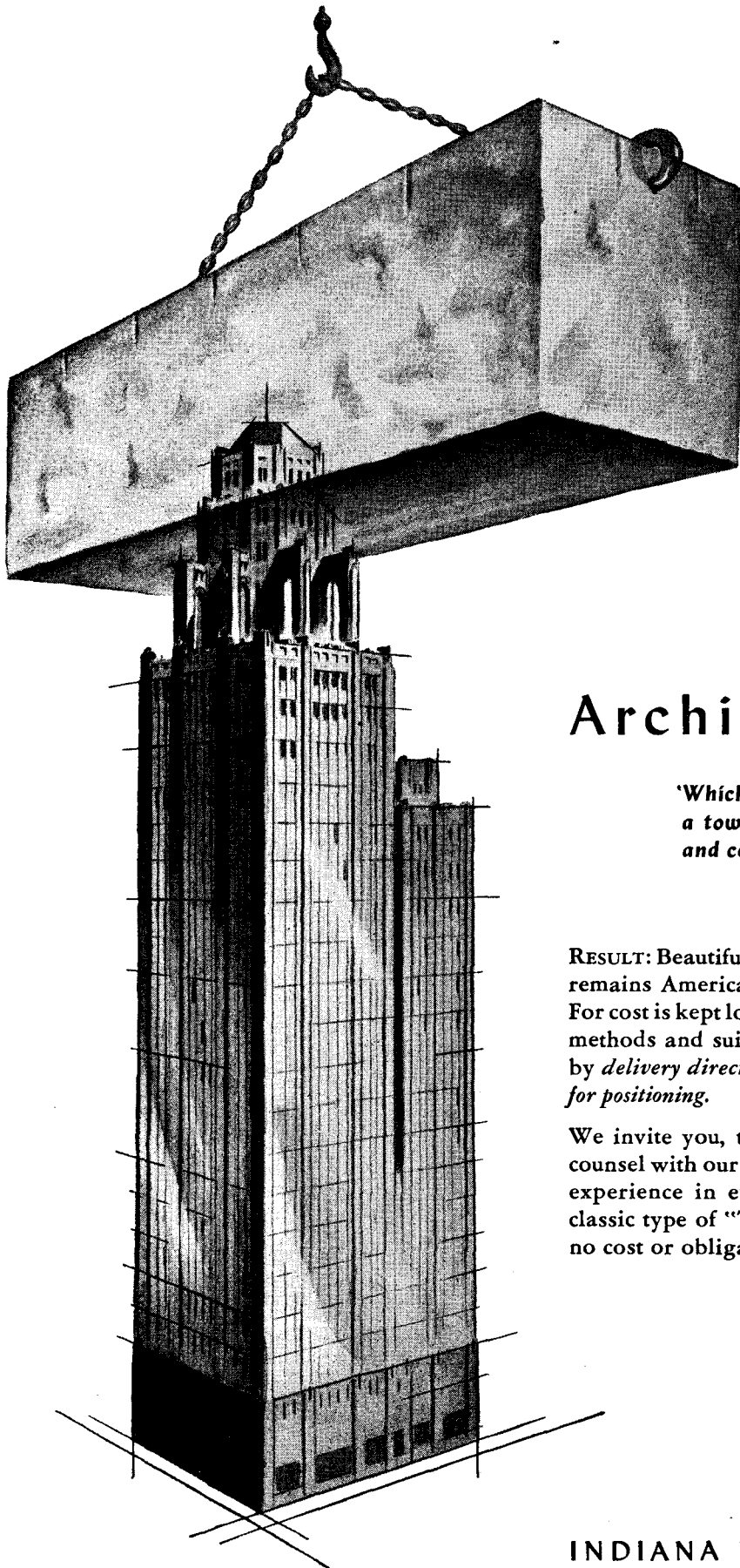
AMERICAN BLOWER

Aeropel

HOME VENTILATOR

AMERICAN BLOWER CORPORATION, DETROIT 32, MICHIGAN

Division of AMERICAN RADIATOR & Standard Sanitary CORPORATION



Architect's Gospel

'Which of you, intending to build a tower, sitteth not down first, and counteth the cost?'

— Luke, XIV, 28

RESULT: Beautiful Indiana Limestone, *always available*, remains America's most widely used building stone. For cost is kept low not only by newest machine quarry methods and suitability to machine finishes, but also by *delivery direct from our 21 member companies, ready for positioning.*

We invite you, through correspondence or personal counsel with our Technical Division, to tap a century's experience in every building application of every classic type of "The Nation's Building Stone" . . . at no cost or obligation.


INDIANA LIMESTONE INSTITUTE
P. O. BOX 471
BEDFORD, INDIANA

ARCHITECT'S PLANS AND SPECIFICATIONS ARE WELCOMED FOR COMPETITIVE COST ESTIMATES BY OUR 21 MEMBER COMPANIES


Clay's

THE PIPE FOR ALL THESE SPOTS

SANITARY
SEWER
CONNECTIONS




WATER
METER BOX
INSTALLATIONS



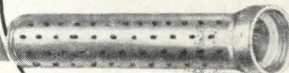
DRIVEWAY
DRAINAGE
CONSTRUCTION



WEEPHOLES



PERFORATED
PIPE
SUBSURFACE
DRAINAGE



Here's why . . .

The wide variety of Clay Pipe products and Clay Pipe fittings solves the toughest installation problems . . . saves valuable time. Since Clay Pipe's convenient lengths are easy to install, more jobs can be done each day per crew. You can safely stake your reputation on the fact that Clay Pipe will last indefinitely. It's the *only* pipe impervious to the acids and alkalis of sewage and drain water . . . the only pipe that will not rust, decompose or corrode! For informa-

tion on Clay products, write to the closest regional office listed below.

National Clay Pipe Manufacturers, Inc.

571 Chamber of Commerce Bldg., Los Angeles 15, Calif.

522 First National Bank Bldg., Atlanta 3, Ga.

1105 Huntington Bank Bldg., Columbus 15, Ohio

111 W. Washington St., Chicago 2, Ill.



CLAY PIPE




C-846-5

Built For Your Future...

*with hands skilled
by the past*



Defoe's "Working Walls" are distinctly a modern innovation. They put between-room wall space to work for the housewife and provide more storage while actually saving room space.*



IT TAKES a lot of time and work to transform thought into reality. Things like the new Defoe Homes don't just happen. Back of them are the skill and experience born of more than forty years of painstaking workmanship under the exacting traditions of the shipbuilder's art.

• • For more than four decades everything Defoe has produced has been built to perform perfectly—and built to last! What the Defoe organization has learned in all those years has now been translated into the comfort, the convenience, and the economies of the new Defoe Homes. They will be a definite contribution to the better things for better living in the good times which lie just ahead.

*TRADE NAME
REGISTERED

Defoe
HOMES


HOUSING DIVISION
DEFOE SHIPBUILDING COMPANY Dept. AR-9
BAY CITY, MICHIGAN

Please send me the descriptive brochure on the new Defoe Homes.

Name _____

Street _____

City and State _____



EYES AND EARS at school

One of the greatest problems of organizing for World War II was that of educating millions of men—quickly. It is now generally recognized that—in so doing—our armed forces remade education.

Most noteworthy was the use of sound film, training the eye and the ear simultaneously. The Navy alone used at least 16,000,000 feet of film in its training programs.

Recognizing the efficacy of these new educational methods, the editors of *Architectural Record* set out to make them available, if possible, to all of America's 30,000,000 school children. How could all classrooms—old or new, conventional or progressive—be adapted for this effective, new expansion of American education?

The editors finally found the route to their objective by retaining a top firm of school architects—Perkins & Will of Chicago. More than two years of study went into the 25-page report that was presented in a recent issue of the *Record*. That report was complete with photographs, diagrams, projection and wiring data—every detail the architect seeks and needs.

Record readers acclaimed this valuable contribution—but were in no way surprised to find it in their intensely practical *work book*.

They are accustomed to looking to the *Record* for this kind of material—always adapted to their own intensely practical work.

Two facts tell the whole story of

what *Record* readers think of this publication.

On every check, it is found that at least 80% of all current planning for investment building is on the boards of the architects and engineers who subscribe to *Architectural Record*.

The *Record* has 25% more architect subscribers than its nearest competitor—more total architect and engineer circulation than any other publication.

These two facts also tell you why this is the marketplace in which to keep your story told to the men who select and specify building materials, equipment, furnishings and services.

We have gathered from many sources and compiled a check list for advertisers entitled, "Pointers on Writing Architectural Copy." Your copy will be mailed on request.




ARCHITECTURAL RECORD

119 WEST 40TH STREET, NEW YORK 18


OTHER DODGE SERVICES

DODGE REPORTS AND DODGE STATISTICAL RESEARCH SERVICE
SWEET'S FILES HOME OWNERS' CATALOGS
REAL ESTATE RECORD & BUILDERS' GUIDE



MORE DESIGN FREEDOM

When you use these Tile-Tex "Extras"



When you specify Tile-Tex Asphalt Tile, you have at your disposal many tools for executing the floor designs you need.

First of all, there are 36 plain and marbled Tile-Tex colors in 11 sizes to provide you with endless combinations for standard and random patterns.

But colors and sizes are only part of the story! By using Tile-Tex accessories—inserts, feature strips, cove bases and reducing strips—you can be sure of complete expression of your talents for floor design.

Nothing, for instance, gives a floor as much individuality as a colorful insert. These floor "stoppers" are cut to your specifications in the Tile-Tex Design Department. We can also suggest various floor treatments employing single or multiple inserts.

Tile-Tex feature strips are ideal for marking out certain floor areas, for separating border and field tile or for directing the flow of traffic on functionally designed floors. Reducing and edging strips in

matching or contrasting colors can be used to add further interest to the decorative scheme.

Possibly we can be of some help to you in connection with the use of Tile-Tex accessories. Write us on this or any other problem pertaining to asphalt tile floors.




THE TILE-TEX 1946 PLEDGE

- 1 Adequate Plant Facilities
- 2 Continuous Product Development
- 3 Uniform Product Quality
- 4 Controlled Installation Standards
- 5 Maintenance Service Program

THE TILE-TEX COMPANY, Inc.


Asphalt Tile Mfr. Subsidiary of The Flintkote Company
Chicago Heights, Illinois • 220 E. 42nd Street, New York City



**LOOK TO Tile-Tex IN '46
FOR THE BEST IN FLOORING**



HERE'S YOUR SPECIFICATION



FOR ALL LAGGING WORK

Arabol Lagging Adhesive—designed specifically to hold non-conducting material around pipes, ducts, boilers—is now on the market. This adhesive is easy to apply; eliminates the time-consuming task of sewing. It dries in 4 to 6 hours, leaving a sized finish. Use it on canvas, asbestos, fiberglass or cork. Its finish need not be painted at all, unless you prefer one coat for appearance. Maintenance is simplified—grease, oil, soot and dirt wash off easily. In addition, this lagging adhesive is vermin-proof... fire-retardant, too.

You can depend on Arabol for a thorough job of adhesion. Rigorous tests by independent laboratories proved its adhesive strength despite exposure to extreme temperatures, immersion in water, and steam.

Write us today for the facts and case records. For utility and appearance, don't place open specifications on lagging work—ask for Arabol Lagging Adhesive.

THE ARABOL MANUFACTURING CO.

Executive Offices: 110 East 42nd St., New York 17, N. Y.

CHICAGO—54th Ave. & 18th St. SAN FRANCISCO—30 Sterling St.

Branches in Principal Cities. Factories in Brooklyn, Cicero, San Francisco



Adhesives?... ARABOL!

TELLING MANAGEMENT ABOUT DUNHAM PRODUCTS



IN FORTUNE
FOR SEPTEMBER

"THERE IS A DUNHAM
PRODUCT TO MEET EVERY
REQUIREMENT OF YOUR
HEATING SYSTEM"

Radiator Traps • Radiator Valves • Float and
Thermostatic Traps • Closed Float Traps •
Bucket Traps • Vacuum and Condensation
Pumps • Convectors • Unit Heaters, Base-
board Heating System • Control Equipment


Dunham research and practical heating engineering experience stands behind every Dunham product. The installation of Dunham products in modernizing any heating system steps up efficiency and provides operating economies. C. A. DUNHAM CO., 450 E. Ohio St., Chicago 11, Ill.

9-46

DUNHAM

HEATING MEANS
BETTER HEATING

Create a sidewalk stage setting...



for a storefront that attracts more business!

Capture attention of sidewalk and street traffic—and hold it—by making the entire store a colorful setting. Day and night it will work to bring your client more business. And when the store is open, the view of people buying will act as a magnet to bring in others.

A Visual Front is not a fixed type—it is a *style* of front, which employs glass to “open” the store to the eyes of potential customers. It exhibits far more merchandise than could be crowded into a conventional window. It promotes sales of every item on the floor.

The invitation to enter is emphasized by doors of clear *Tuf-flex** tempered plate glass. To reduce the possibility of condensation on the clear glass front, *Thermopane**, the transparent insulating unit, is recommended. And, to accent the appeal of the front, colorful *Vitrolite** is used to face pilasters, bulkhead and facade.

*Reg. U. S. Pat. Off.

This Visual Front design opens up the store interior... displays merchandise *from the sidewalk*. Note the spotlighted display cases on the pillars... the intriguing “patio” for summer furniture, with latticed side wall for design unity. Store name in cut-out letters is silhouetted against Blue Ridge Patterned Glass and *Vitrolite*.

BEFORE YOU DESIGN your next store, write for our Visual Fronts book. You'll find many helpful ideas that you can adapt. Write to Libbey-Owens-Ford Glass Company, 3696 Nicholas Building, Toledo 3, Ohio.



LIBBEY · OWENS · FORD
a Great Name in **GLASS**



Hospital Planning for BUDGET CONTROL

Hospital Managers, their architects and dietitians, know that pay rolls and foodstuffs take the lion's share of the operating budget. To reduce the number of hired help in the kitchens and prevent waste of provisions is one of the major problems in planning. For a hundred years this problem has been simplified by the cooperation of our engineers and the use of

JOHN VAN RANGE KITCHEN EQUIPMENT

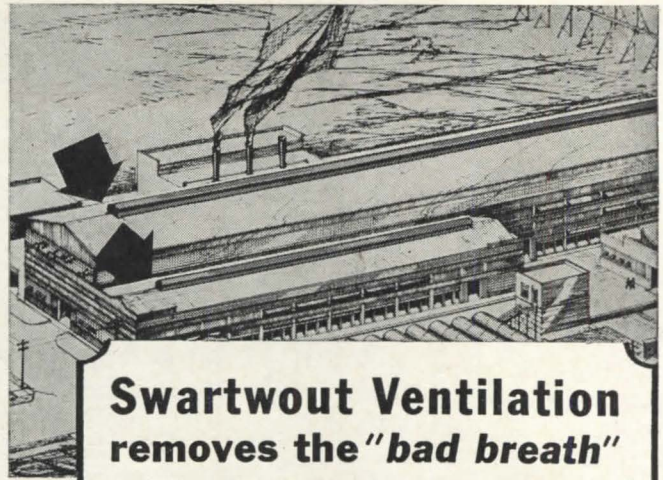
Beginning with the blue prints, preferably before the partitions have been set, our experienced engineers suggest the most advantageous location for every service connection—indicate the position, dimensions and capacity for every unit of equipment. If desired they perform all the highly specialized labor of detailing the departments in which food is to be prepared or served. Upon this sound architectural basis we design and manufacture the equipment and supervise its installation. We use only the most modern materials and techniques that assure utmost economy of labor, operation and maintenance. Automatic controls of cooking temperatures prevent waste and reduce shrinkage. Mechanical devices prevent accidents. Fewer employees are needed.

The John Van Range Co.
EQUIPMENT FOR THE PREPARATION AND SERVING OF FOOD

Branches in Principal Cities

429 CULVERT ST.

CINCINNATI 2, O.



Swartwout Ventilation removes the "bad breath" of industrial operations

You can cut time losses, reduce spoilage and increase production with better ventilation

YOUR BUSINESS is one of the few exceptions if it doesn't produce a noticeable amount of "industrial bad breath"—fumes, smoke, fog, dust, heat, or odors. It pays you to check the possibilities of

Swartwout Ventilation for your buildings. Better production and better worker morale are worth many times the economical cost of modern air-moving facilities.

Scientifically designed Swartwout ventilator types are used individually or in combination, according to your needs. The Airmover Line contains both gravity and powered type equipment, and intake louvers for vitally necessary fresh air. Swartwout engineering service, available in most principal cities, helps you to select the most effective ventilation equipment for your buildings.

Industry everywhere uses Swartwout Ventilation: steel mills, foundries, forge shops, food and chemical processing, heat treatment, paper mills, machine shops, etc. Profit by Swartwout's 45 years experience in handling ventilation problems. Write for details or see catalog in Sweet's Architectural File.

THE SWARTWOUT COMPANY
18639 Euclid Ave., Cleveland 12, O.



Swartwout

The Airmover Line

EQUIPMENT FOR EFFECTIVE ECONOMICAL VENTILATION OF INDUSTRIAL BUILDINGS



When the blueprints call for
RADIANT HEATING . . .

here's why you'll want *Copper Tube*

YOU'RE designing for *lasting* appreciation. So, for the radiant heating system, be sure to include *copper tube* in your specifications. The great durability and long-range economy of Chase Copper Tube mean a satisfied client, and satisfied clients build business and prestige for you.

You boost your stock with heating contractors, too, when the specifications call for Chase Copper Tube.

It's easy to bend, light in weight, comes in long lengths, and is sold through plumbing and heating wholesalers throughout the country.

The demand for Chase Copper Water Tube is so great that we are not able to satisfy it at all times. However, the technical information is now available to you for future planning. For a complimentary copy of our new handbook write, on business letterhead, to Depr. AR-96.

**7 Reasons
 WHY CHASE COPPER TUBE
 FOR RADIANT HEATING**

1. EASY TO BEND
2. LIGHT IN WEIGHT
3. SOLDERED FITTINGS
4. SMALL DIAMETERS
5. LONG LENGTHS
6. LOW COST
7. LONG LIFE




Chase
BRASS & COPPER CO.
 INCORPORATED

Waterbury 91, Connecticut
 SUBSIDIARY OF KENNECOTT COPPER CORPORATION

This is the Chase Network—handiest way to buy brass

ALBANY† ATLANTA† BALTIMORE BOSTON CHICAGO CINCINNATI CLEVELAND DETROIT HOUSTON† INDIANAPOLIS JACKSONVILLE† KANSAS CITY, MO. LOS ANGELES MILWAUKEE
 MINNEAPOLIS NEWARK NEW ORLEANS NEW YORK PHILADELPHIA PITTSBURGH PROVIDENCE ROCHESTER† SAN FRANCISCO SEATTLE ST. LOUIS WASHINGTON† (†Indicates Sales Office Only)

ELLISON BALANCED DOORS



Send for our booklet giving illustrations and details for various types of entrances

• (SAFETY DOORS) •

Because They Are Easy to Operate . . .

Because They Are Furnished with Highest Quality Materials . . .

Because They Are Complete . . .


EASY OPERATION AGAINST WIND OR AIR SUCTION—The Ellison Balanced Door is pivoted at the top and bottom so that when it is being opened the pull handle edge swings outward against the wind, and the opposite edge swings inward with the wind. The entire door, therefore, moves easily and quickly to one side of the door opening.

FACILITATES TRAFFIC—The easy opening and quick closing of the Ellison Balanced Door permits an uninterrupted flow of traffic. This door can be opened and will close in any wind and weather condition—with a minimum of effort.

REDUCES PROJECTION—The Ellison Balanced Door, in fully open position, projects beyond the frame line 40% to 45% less than an ordinary hinged or pivoted door. This feature results in saving of space.

ELLISON BRONZE COMPANY, INC., Jamestown, New York

LOFSTRAND **GLASS WASHER** **AND STERILIZER**



WASHES, STERILIZES,
DRIES 1600 TO 2000
GLASSES PER HOUR

SPECIFICATIONS AND
COMPLETE INFORMATION
ARE AVAILABLE FOR
YOUR FILES



WRITE DIRECT TO:

THE LOFSTRAND CO.

DEVELOPED TO MEET HOSPITAL
AND RESTAURANT NEED FOR
SPARKLING CLEAN, STERILIZED
GLASSES. ELIMINATES HANDLING,
WASHES GLASSES FASTER.

RUST PROOF BECAUSE OF
STAINLESS STEEL, BRASS AND
ALUMINUM CONSTRUCTION

ELECTRICALLY
OPERATED

SILVER SPRING, MARYLAND

Wait!...




**... the roofing "specs" you need
are in this New, Simplified Book**

Now, when you want any type of built-up roofing specification . . . smooth-surfaced or gravel-surfaced . . . you can simply copy it from the new, revised Johns-Manville Specification Manual.

Clear, concise, and up-to-date, based on Johns-Manville's 88 years of roofing experience, this Manual is organized to give you in the quickest possible way a complete roofing specification for any type of deck—wood, steel, concrete, or gypsum.

In addition, the book gives complete flashing specifications and detailed drawings of various flashing methods. It specifies how roof insulation should be applied. *It tells why a J-M Flexstone Roof made of asbestos felts—fireproof, rotproof, smooth-surfaced and unaffected by the sun—deserves the architect's careful consideration.*

We cordially invite you to send for your copy. There's no obligation, of course.



Mail this coupon ↓

JOHNS-MANVILLE

Dept.AR-9, P. O. Box 290, New York 16, N.Y.

Without obligation, please send me a copy of the J-M Specification Manual on Built-Up Roofs.

Name _____

Address _____

City and State _____

Johns-Manville


Built-Up

ROOFS



H&H OUTLETS

SPECIAL-PURPOSE



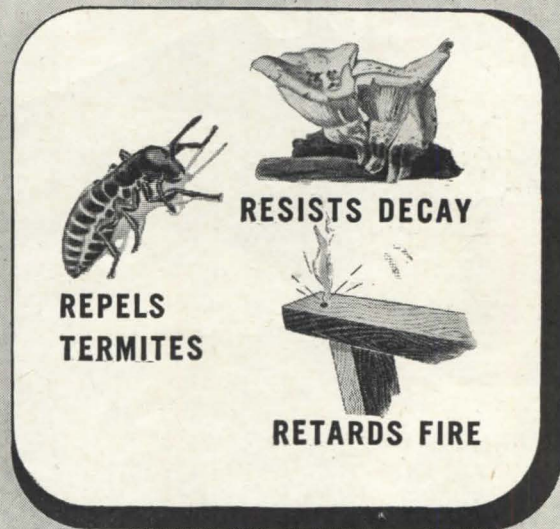
No. 7707.— Clock Hanger Outlet: Provides electrical connection and mechanical support for clock.
 No. 7792.— Weatherproof Receptacle with cadmium finished brass plate, metal cap and weather-tight rubber mat.
 No. 7797.— Floor Outlet, with 2 threaded brass covers; one to shield plug cap and one to close outlet when not in use.
 No. 7750.— Fan Hanger Outlet: Provides mechanical support for fan, with electrical connection.
 No. 1914.— Duplex 2-circuit Receptacle; one circuit always "ON" for appliances, the other to be switch-controlled as for lamps.

These Outlets serve special purposes *in addition* to those served by ordinary receptacle types. Their *extra-utility* has durable basis in right design, rugged parts, reliable workman-ship. Ask for complete specification-data.

HART & HEGEMAN DIVISION

ARROW-HART & HEGEMAN ELECTRIC COMPANY, HARTFORD 6, CONN., U.S.A.

3-Way Protection for the buildings you design



...with "CZC"-treated wood

You can give the buildings you design additional long life by including "CZC"-treated wood in your plans. Wood that has been pressure-impregnated with "CZC" resists decay, repels termites, and is resistant to fire.

"CZC"-treated wood is paintable, odorless, clean and safe to handle. It has all the advantages of untreated wood, plus these other life-extending features.

Wherever "CZC"-treated wood is used, maintenance costs are lower, safety is greater. Your clients will find that Du Pont Chromated Zinc Chloride pays for itself many times.

For additional information on this wood preservative that makes wood last longer, write E. I. du Pont de Nemours & Co. (Inc.), Grasselli Chemicals Department, Wilmington 98, Delaware.

DU PONT CZC


Chromated Zinc Chloride

MAKES WOOD RESIST DECAY • REPEL TERMITES • RETARD FIRE



BETTER THINGS FOR BETTER LIVING
 ... THROUGH CHEMISTRY

ENTERPRISE oil burners settled the "Burning Question" in huge multi-family dwelling.




... on the outskirts of Philadelphia

Pleasing 800 tenants, 24 hours a day, the year 'round might seem next to impossible... But, that is exactly what ENTERPRISE oil burners have accomplished, year after year, since this project was completed in 1939. Consisting of a group of six, two and three story buildings with a total floor area in excess of 271,000 sq. ft., this large and unique housing development depends entirely on 6 fully automatic ENTERPRISE burners for its entire heating requirements, including hot water. Normal pre-war fuel consumption of #5 fuel oil for heating and hot water averaged less than 7/10 of a gallon, per sq. ft., per year. With Enterprise burners no pre-heating of the fuel was required. Even during the critical war shortage, this fuel oil installation was found to be more practical and economical than conversion to more abundant coal.

As in countless other multi-family dwellings, large and small, ENTERPRISE oil burners offer the dependable solution to your heating problems. Efficient combustion of low cost fuels, coupled with modulating, low fire starting and fully automatic control, gives Enterprise burners a long margin in economy and superiority. Consult ENTERPRISE combustion engineers concerning your immediate and future needs.

Aerial view of the Wynnewood Park Apartment development which relies entirely on Enterprise oil burners for constant and uniform heat, regardless of prevailing winter temperatures.

INSTALLED BY
ENTERPRISE COMBUSTION ENGINEERING
CO., INC. OF PHILADELPHIA, PA.



ENTERPRISE oil burners are available for manual, semi-automatic and fully-automatic operation, with modulating and fire control in special combinations for any specific requirement.

Write for Catalog #46 today.

COMBUSTION EQUIPMENT DIVISION OF
ENTERPRISE
ENGINE AND FOUNDRY CO.
SAN FRANCISCO 10, CALIFORNIA
DISTRIBUTORS IN PRINCIPAL CITIES

1886

60th
YEAR

1946

Your Copy is Ready



See our Catalog
in Sweet's

1946 EDITION *Mo-Sai* BROCHURE

With important descriptive details, specifications, application data, diagrams, plans. Profusely illustrated with color plates and photographs of typical modernization and new construction uses. Copy gladly mailed on request. Please address your nearest MO-SAI manufacturer.

MO-SAI ASSOCIATES

Cleveland, O.....The Geo. Rackle & Sons Co.....Newburg Sta.
New Haven, Conn.....The Dextone Company.....P. O. Box 606
Boston, Mass.....Cambridge Cement Stone Company.....Allston P.O. Box 41
Philadelphia, Pa.....Formigli Arch'l Stone Company.....R. E. Trust Bldg.
Richmond, Va.....Economy Cast Stone Company.....P. O. Box 1223
Greensboro, N. C.....Arnold Stone Company, Inc.....P. O. Box 477
Greensboro, N. C.....The Mabie-Bell Company.....P. O. Box 2909
Oshkosh, Wisc.....Badger Concrete Company.....191 Marion St.
Salt Lake City, Utah.....Otto Buehner & Company.....640 Wilmington Ave.
Rochester, New York.....Goodstone Mfg. Co., Inc.....470 Hollenbeck St.

MO-SAI ASSOCIATES was founded in the year 1940 to standardize, improve and promote architectural slabs under the one name "MO-SAI"—Reg. U.S. Pat. Off.

REG. U.S. PAT. OFF.
Mo-Sai

ARCHITECTURAL CONCRETE SLABS
Colorful -- Decorative -- Modern

JACKSON DISHWASHERS

will do the job

EFFICIENTLY • EASILY • ECONOMICALLY


Reserve a place in your plans for a JACKSON DISHWASHER installation. Wherever food is served JACKSON DISHWASHERS will do a better job at less expense—for the JACKSON method of dishwashing means many hours of labor saved, great savings in breakage and ease of operation, as well as thorough sanitation.

JACKSON DISHWASHERS are used where high speed efficiency and thorough sanitation really count—in hospitals, restaurants, schools, industrial cafeterias and diet kitchens from coast to coast.

For Clean Sanitary Dishes


- EASY TO INSTALL
- ECONOMICAL
- EFFICIENT
- HIGH SPEED
- FOOL PROOF
- SPACE SAVING
- ADJUSTABLE LEGS FOR VARIABLE HEIGHTS

Write for complete information on all models



Model No. 1-A

Designed to save time, money, space and manpower. Adaptable for multiple installations or as an auxiliary unit. Ample capacity to wash, rinse and sanitize top volume of dishes, glasses and silverware in the average establishment.



Model No. 2

Larger machine for high speed, heavy duty assignments. Counter-balanced hood gives ample clearance to accommodate cafeteria trays as well as all other eating utensils. Baskets can be slid from either side or from a corner installation.


THE JACKSON DISHWASHER COMPANY

3703 EAST 93RD STREET

CLEVELAND 5, OHIO

DISHWASHING SPECIALISTS SINCE 1925

• *St. Mary's Church in Boston, Mass., recently re-roofed with approximately 40,000 lbs. of Revere sheet copper by A. Belanger & Sons, Inc., Cambridge, sheet metal contractors. General contractors were the John Bowen Co., Boston, and the metal was supplied by The Herrick Co., Boston distributors.*



HEADQUARTERS FOR THE FACTS ON SHEET COPPER CONSTRUCTION

REVERE believes that its responsibility only begins with the production of fine metals, and does not end until those metals are giving satisfactory service in the hands of users. Often, this means not only metallurgical research, but also extensive field and laboratory work in the practical application of Revere products.

As a result of such research, architects and contractors throughout the country now have new and vastly improved information on which to base sheet copper construction. Using the clear, simple charts supplied by Revere, sheet metal contractors are already taking wide advantage of the advanced engineering principles Revere has developed. These experts are convinced, as is Revere, that this new sheet copper construction will far outlast that done by former methods.

Nearly all prominent architects and contractors have Revere's new book on the subject, "Copper and Common Sense." We urge you to use the data in this book. It was

prepared especially to help practical men in their day-to-day problems. Call on the Revere Technical Advisory Service, Architectural, for any further help you may wish. Revere products are sold by Revere Distributors in all parts of the country.

REVERE

COPPER AND BRASS INCORPORATED

Founded by Paul Revere in 1801


230 Park Avenue, New York 17, New York

*Mills: Baltimore, Md.; Chicago, Ill.; Detroit, Mich.;
New Bedford, Mass.; Rome, N. Y.*

Sales Offices in Principal Cities, Distributors Everywhere.

Listen to *Exploring the Unknown* on the Mutual Network every Sunday evening, 9 to 9:30 p.m., EDST.

THE MEANING OF *Weatherproof*



There are no store-houses at the Homasote Mills. Winter or Summer, the big sheets of Homasote are piled outdoors. When needed, they are trimmed to size—as big as 8' x 14' or as small as 4' x 4'—and are immediately ready



for shipment. This has been standard practice for more than 30 years. It is the behind-the-scenes evidence that the Homasote Company know their product is

weatherproof. No similar product can be treated this way.

Pan American Airways was building an over-seas base in an equatorial Turkish bath—the average temperature 95 degrees F.—the average humidity 90 percent—the annual rainfall 170 inches! Homasote—tested and then used for the interior walls—convincingly proved its ability to withstand moisture and mildew.

Admiral Richard E. Byrd used Homasote in the construction of Little America. Six years later he reported that the Homasote boards were “just as good as when they were put on”.

Hundreds of letters from owners—in all parts of the world—testify that Homasote homes and buildings have come through floods, snow, tornadoes, hurricanes and even fire—with little or no damage.

That is the meaning of *weatherproof!*

★ ★ ★

Today the demand for Homasote exceeds the supply. In spite of expanded production capacity, our entire output for the balance of this year is already under allocation.

Looking to 1947, however—we invite architects and builders to write for our new fully illustrated booklet describing some of the many uses for *weatherproof* Homasote. The book gives physical characteristics, performance charts, specification data and application instructions. Write for your copy today.



HOMASOTE COMPANY, Trenton 3, N. J.

Contemporary SHOPS in the United States

Second and
Enlarged Edition, 1946

By EMRICH NICHOLSON

CONTEMPORARY SHOPS IN THE UNITED STATES was published to supply an insistent demand. Many merchants — many designers — many people deeply interested in modern architecture — knew how much fine work had been done in this field. They demanded a book which should show examples of such work, recently carried through in the United States.

Including the supplement of 24 pages, over 400 illustrations, plans, etc., showing 113 shops, large and small, handling many lines of merchandise, located from coast to coast, designed by 70 leading designers and architects. 216 pages. 8½ by 11. \$10.00.

.....
THE ABOVE BOOK WILL BE MAILED POSTPAID ON RECEIPT OF PRICE
Send your order and payment direct to

Architectural Record Book Department
119 West 40th Street, New York 18, N. Y.

Please send copy(s)
CONTEMPORARY SHOPS IN THE UNITED STATES
Money order or check for \$ enclosed

Name

Address

City State

A.R. 9-46



They Sleep Secure

WHILE STEEL STANDS GUARD

Suppose fire begins to smoulder in the basement, and little tongues of flame lick at the ceiling . . .

If it's a fire-safe home the fire simply burns itself out, or is prevented from spreading to the living quarters above *for at least two and a half hours*—ample time for the smoke to attract attention, for the family to reach safety, for firemen to extinguish the blaze.

Yes, they sleep secure, who are guarded by fire-safe floor construction—by metal lath and plaster ceiling, and thin but sturdy con-

crete floor, resting on Bethlehem Open-Web Steel Joists.

There are other advantages and economies in building with Bethlehem Open-Web Joists. No sagging or shrinking of joists to cause unsightly open baseboards, or doors or windows that stick; no

danger of termite attack, no hide-aways for mice or rats. Longer life—lower maintenance costs.

Today in many localities home-builders can enjoy the advantages of Bethlehem Open-Web Joist construction, at little or no advance in cost over types of construction that lack fire-safety and these other advantages. A letter or phone call to the nearest district office or to Bethlehem Steel Company, Bethlehem, Pa., will bring you complete data.

See our catalog in Sweet's File



BUILD FOR FIRE-SAFETY... WITH BETHLEHEM OPEN-WEB STEEL JOISTS




In Famous Restaurants Everywhere—



Refrigeration

Performs half a dozen indispensable services—conditioning air, cooling drinking water, dispensing beverages, freezing ice, making ice cream, quick-freezing foods, and holding desired temperatures in any number of rooms and boxes—for meats, fish, poultry, dairy products, fruits, vegetables, frozen foods, candy, flowers, etc.



The National Hotel at Havana uses Frick Refrigeration for half a dozen services.




Main Dining Room at the Royal Hawaiian Hotel, Honolulu.

If the restaurants in which you are interested need any of these cooling services, get in touch with your nearest Frick Branch or Distributor. Literature and estimates cheerfully furnished.



China is among the Eastern Countries that use Frick Air Conditioning and Refrigeration.



OPPORTUNITIES AVAILABLE

A WELL ESTABLISHED FIRM specializing in the design of school and college buildings, requires the services of additional architectural draftsmen. Location Michigan. Box 150, ARCHITECTURAL RECORD, 119 W. 40th St., New York 18.

WANTED for Immediate Employment: Five Senior Architectural Draftsmen capable of working up sketches, and preparing detailed working drawings. 48 hour week at \$2.00 per hour, Saturday afternoon off. This is not a one project offer. Air-conditioned office. Wire or write Leon B. Senter, A.I.A., Architect, 307 Philtower Bldg., Tulsa 3, Oklahoma.

ARCHITECT in southern seacoast city needs capable, experienced man. Some design and coordination of other work in drafting room, disposition to work and work with other men. Office does not specialize, work is varied, and includes various types of buildings. State in reply age, education, experience, references, marital status, salary desired, etc. Good opportunity for proper man who is not afraid of work. Box 152, ARCHITECTURAL RECORD, 119 W. 40th St., New York 18.

WANTED by long established firm first class architectural draftsman and a mechanical man majoring in lighting and general electrical layouts. Box 154, ARCHITECTURAL RECORD, 119 W. 40th St., New York 18.

REGISTERED ARCHITECT AND STRUCTURAL ENGINEER, 15 years experience on commercial, industrial, public buildings, and oil tank forms. Desires position with possibility of association or foreign work with American concern. Box 156, ARCHITECTURAL RECORD, 119 W. 40th St., New York 18.

REGISTERED ARCHITECT, 4 or 5 years practice, age preferably 28 to 35, to succeed soon retiring advisory architect with major religious body. Midwestern headquarters. Incumbent in 23d year. Consultations and preparation of sketch studies for church and religious educational buildings over U. S. required. Unusual opportunity for originality. Salary net. Travel and office expenses paid. Pension. State experience and personal status. Box 158, ARCHITECTURAL RECORD, 119 W. 40th St., New York 18.

ARCHITECTS WANTED: The Tennessee Valley Authority has several openings for architects in its design department at Knoxville, Tennessee, for work on a broad program of industrial, recreational, power, and office buildings. Excellent opportunity for architects desiring to become familiar with the architecture of TVA. Base entrance salaries range from \$3420 to \$4950 per annum, depending on training and experience, with provisions for automatic increases based on satisfactory performance. Interested Candidates should write the Tennessee Valley Authority, Personnel Office, Knoxville, Tennessee.

WANTED: All around experienced draftsmen, all types of Industrial, Commercial, Educational, Hospital and Residence work. Charles C. Hartmann, Architect, 120 Jefferson Building, Greensboro, North Carolina.

Cooperation

*...based on real
experience**

Size, shape, speed, load, controls, signals, clearances, building code requirements . . . these are only a part of elevator layout. Keeping up with all the details is no part-time job.

But in your city there is an office of the Otis Elevator Company established to provide this data so that you may avoid unnecessary work and expense.

There is nothing new about this advisory service. It has been going on since Elisha Otis invented the first elevator almost a hundred years ago, since "Escalator" became an Otis trade name at the turn of the century. Its results are seen in more than half the vertical transportation equipment in the world.

To Architects, Engineers and owners, "Otis" means prompt cooperation based on real experience. For the finest in vertical transportation tomorrow, call your Otis representative today.

** Otis offices in 245 cities have but one interest . . . to provide the best and safest elevator and escalator transportation possible.*



Be Sure to Include

DEEP FAT FRYERS

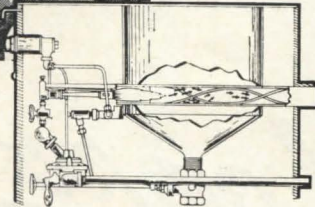
IN ALL KITCHEN PLANNING



Typical installation of
PITCO FRIALATORS

THE NEW PITCO *Frialator*

REG. U.S. PAT. OFFICE



Cross-Section showing
Modern "Cool Zone"
Construction.

Practically all successful kitchens specialize in fried foods . . . it is the pulse of their business. These deep-fat frying installations in restaurants, hotels, etc. have developed into "big business."

Gas-fired PITCO FRIALATORS have been the choice among successful hotels and restaurants everywhere. They are the popular choice of discriminating architects. PITCO FRIALATORS produce healthy and appetizing deep-fat fried foods . . . provide the greatest economy in production . . . occupy small floor area . . . require minimum of man hours of labor.

Efficient mass production of food requires special tools for each specific operation. You as an architect have access to all the knowledge of the J. C. Pitman Company's twenty years of kitchen engineering research.

J. C. PITMAN & SONS SALES CORP.


Sole Manufacturers of Pitco Frialators

711 BROAD STREET

LYNN, MASSACHUSETTS

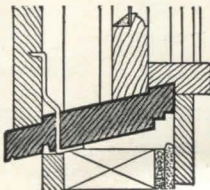
SEND FOR NEW FOLDER

Malta WINDOW FRAMES




JAMB CLAMP

**PATENTED
FEATURES
Give
EXTRA SERVICE**



MULL CENTER CLAMP



3-Way Jamb Clamp—Prevents jamb pulling away from sill end—prevents leakage—reinforces frame.

Mull Center Clamp—Makes permanent water tight sill—Mull Center Joint. All joints are rot-proofed.

Overhead Pulleys—Give frame neater appearance—allow any type weather-stripping—allow cutting length of frame down to pockets.

For Customer satisfaction use Malta Frames.

WRITE FOR MALTA CATALOG

THE MALTA MFG. CO., MALTA, OHIO Top Quality Frames Since 1901
Malta Frames Cost Less Per Year Of Service

Balsam-Wool

APPLICATION
DATA SHEETS . . .

YOURS FOR THE ASKING



Unusual applications of Balsam-Wool Sealed Insulation—details difficult to obtain elsewhere—are contained in this series of Balsam-Wool Application Data Sheets prepared by the makers of the original sealed blanket type insulation. A complete set of these data sheets is yours for the asking. Write for them.

WOOD CONVERSION COMPANY


Dept. 115-9, First National Bank Bldg., St. Paul, Minn.

BALSAM-WOOL • Products of Weyerhaeuser • NU-WOOD



Space-Saver

FOR MODERN **SMALL HOMES!**



✓ **COMPACT**

✓ **CONVENIENT**

✓ **CONVERTIBLE**

Designed especially for small space installations, the No. 1 Series National HEAT EXTRACTOR can be converted—after installation—to automatic firing with oil or gas.

Space requirements are cut to a minimum by the compact No. 1 Series National HEAT EXTRACTOR. This efficient boiler affords the advantages of Hot Water or Steam Heat in installations where floor area and head room are limited.

A water insulated base permits installation in kitchen or utility room without expensive fireproofing, and a copper coil water heater may be included to provide an adequate hot water supply both summer and winter.

Send for your copy of our booklet "Plan To Be Comfortable." There's no obligation, of course.



The NATIONAL RADIATOR Company

JOHNSTOWN, PENNSYLVANIA



CREATE BEAUTY
with "the invisible ray"
(BLACK LIGHT)

The article on "Black Light" in this issue tells how to use this unusual decorative media. BLACK LIGHT PRODUCTS is ready to serve Architects everywhere with expert technical advice from your blue prints. As manufacturers we can supply all the materials and equipment necessary to make the most of "Black Light" — now a very economical decorating technique.

BLACK LIGHT PRODUCTS

67 East Lake Street Chicago 1, Ill.

LARGE
STOCK

IMMEDIATE
DELIVERY

the **LUMINALL** line
of interior flat wall paints

LUMINALL... has casein binder for extra light reflection

ULTRA LUMINALL... has synthetic resin binder for extra washability

FREE... Send for fully illustrated 24-page book, "Painting for Light & Decoration."

NATIONAL CHEMICAL & MFG. CO.
3627 South May Street, Dept. G, Chicago 9, Illinois

Factories: Chicago, Ill., Brooklyn, N. Y.
Distributors in all principal cities

The Logical Specification!

OLSON-ITE

SOLID PLASTIC SEATS

For complete descriptive literature, write for catalog SCS-6 today.

SWEDISH CRUCIBLE STEEL CO.
Plastic Division
8561 BUTLER AVE. • DETROIT 11, MICHIGAN

LONE STAR CEMENTS

COVER EVERY CONSTRUCTION NEED

LONE STAR PORTLAND CEMENT
for concrete of outstanding quality in all types of construction

'INCOR' 24-HOUR CEMENT
America's FIRST high early strength Portland Cement — saves time, cuts costs

LONE STAR MASONRY CEMENT
The modern masonry cement, for really great job performance

*Reg. U. S. Pat. Off.

LONE STAR CEMENT CORPORATION
Offices: Albany • Birmingham • Boston • Chicago • Dallas • Houston
Indianapolis • Jackson, Miss. • Kansas City, Mo. • New Orleans • New York
Norfolk • Philadelphia • St. Louis • Washington, D. C.



Inadequate Wiring Can Keep Your Plant's Electrical System Unfit for Future Growth

NO ENGINEER would send a small boy to do the work of a husky man. Yet some drift into something that's very much like it . . . into letting electrical systems continue to operate with wiring facilities far short of what they should be.

A good program to prevent such drifting is "More power sources and more power at each source." This is a matter of added electrical outlets — *and much more*. It calls for Adequate Wiring in the broadest sense of the term — wiring not only for present needs but planned to take care of future

lighting and power requirements at the lowest

cost per kilowatt consumed. Many other precautions help you get full electrical efficiency. You can insist on ample copper in conductors. You can use cables of higher voltages and put unit substations at load centers for greater operating

economies. You can correct power factor with such apparatus as synchronous motors and capacitors.

The principle of Adequate Wiring can be applied to improving existing buildings electrically or to making sure that in new buildings there will be no costly renovations, no ripping out of floors and walls. In every stage of your program, you'll find it well worth your while to work with an Okonite engineer, who knows electrical transmission and distribution problems and who draws on his company's experience in the manufacture of insulated electrical wires and cables since 1878. The Okonite Company, Passaic, New Jersey.

OKONITE 
**insulated wires and cables
 for adequate wiring at its best**

4696

Service TO ARCHITECTS

Practical Counsel on Restaurant Equipment and Layout for Architects and Planning Engineers

Years of experience in industrial engineering work for restaurant operators and in conducting research work for the National Restaurant Association enables us to offer to architects and planning engineers a quick check-up and advisory service at low cost.

Please write for our special proposition. You will find it interesting. Address Dept. 9A.

BUSINESS RESEARCH CORPORATION

Established 1920

Consulting Management Engineers

79 WEST MONROE ST. • CHICAGO 3, ILLINOIS



Banish
BLUEPRINT BLUES!

**in 1/5 the time — save up to 80%
MAKE PRINTS — BLUEPRINTS — PHOTOPRINTS!**

IN your own plant, office, drafting room — in a few minutes, anyone, any time can make exact duplicates of drawings, tracings, graphs, letters, etc. — with the modern duplicating method, the TORNADO Duplicator!

Compact, attractive, convenient, simple to operate, it plugs into any electric outlet — and in a few minutes the most inexperienced operator can make perfect prints! Makes reprints up to 24" x 34". Timing device insures uniform prints. Investigate this modern, low-cost method.


Write for details and demonstration

BREUER ELECTRIC MFG. CO.

5128 N. Ravenswood Avenue • CHICAGO 40, ILLINOIS

NOW on all
Jamison Track Port Doors

**AJUSTOFLEX
TRACK PORT
OPERATOR and
COMPENSATOR**




The ultimate in flexibility — positively co-ordinated operation of entrance door and track port without strain on the operating mechanism.

JAMISON-
BUILT COLD STORAGE DOORS
HAGERSTOWN, MARYLAND

BRANCHES IN PRINCIPAL CITIES

**New Scope for Your Home Planning
— with New**

Curtis
woodwork




Mantels—entrances—china cabinets—stairways—beautifully proportioned, designed by well-known architects! This new Curtis Woodwork is yours to use in planning more attractive homes. Curtis' wide variety of design fits every taste and meets every building budget. Write for beautifully illustrated literature — and for the name of the Curtis dealer in your locality.


1866
CURTIS
WOODWORK

CURTIS COMPANIES SERVICE BUREAU, Clinton, Iowa

HOW TO PANEL MASONRY



AND PLASTER WALLS with WELDWOOD PLYWOOD



Walls of plaster, cement blocks, or poured concrete can be made to take on new warmth and charm . . . when paneled with Weldwood Plywood.

In applying Weldwood panels to plaster or masonry, furring sticks should first be set up on 16-inch centers. On plaster walls, the furring is applied horizontally across the studs and is secured with 8d box nails. (See illustration at top.)

For masonry walls, vertically placed furring is recommended. The strips should be fastened with steel cut nails driven into pre-drilled holes.

The above suggestions are just a few of the many which you will find in the new WELDWOOD APPLICATION MANUAL. This booklet contains a fund of valuable, up-to-the-minute ideas for using Weldwood Plywood. It shows construction details and illustrates time-saving and money-saving application methods.

Today, Weldwood Plywood is filling a great post-war demand . . . in many types of construction. If, therefore, your dealer's stocks are temporarily low, please be patient, ample supplies will be available soon.

Send for this book



This booklet will be mailed to you FREE on request. Send for your copy today!



Plastics and Wood Welded for Good

Waterproof Weldwood for exterior use is bonded with phenol formaldehyde synthetic resin. Other types of water-resistant Weldwood for interior applications are manufactured with extended urea resins and other approved bonding agents.

WELDWOOD Plywood

Weldwood Plywood and Mengel Flush Doors are products of

UNITED STATES PLYWOOD CORPORATION
New York 18, N. Y.

THE MENGEL COMPANY, Incorporated
Louisville 1, Ky.

Distributing units in Baltimore, Boston, Brooklyn, Chicago, Cincinnati, Cleveland, Detroit, High Point, Los Angeles, Newark, New York, Oakland, Philadelphia, Pittsburgh, Rochester, San Francisco, Seattle. Also U. S. Mengel Plywoods, Inc. distributing units in Atlanta, Jacksonville, Louisville, New Orleans, Houston, St. Louis. In Canada: United States Plywood of Canada, Limited, Toronto. Send inquiries to nearest point.

MAAS
ELECTRONIC
Carillons



The Memorial with a Voice

The Maas Organ Company employs the finest techniques of design and construction in building *genuine* cathedral chimes. Just as a beautiful chapel is the result of the highest skills of its designer, so the superiority of MAAS GENUINE CATHEDRAL CHIMES is a result of the most careful application of electronic and engineering know-how. The Maas Organ Company invites your inquiries.

MAAS ORGAN CO.


Dept. R, 3015 Casitas Ave., Los Angeles 26, Calif.

Carillons

on 3
of your
store or office
PROBLEMS

LIGHT


1. Adequate, soft light
2. Outstanding beauty
3. Low maintenance cost



VISION

with *Smithcraft* FLUORESCENT FIXTURES

DAWN



Smart, decorative. Unique design of louvers gives full diffused illumination.

Provides excellent overall light with beauty of design and economy of open type unit.



PEERLESS

Smithcraft A complete line of commercial and industrial fixtures
LIGHTING DIVISION, CHELSEA 50, MASS.

**WHICH
COLOR?**

Here's
the Answer!

The *Moletg* Color Guide



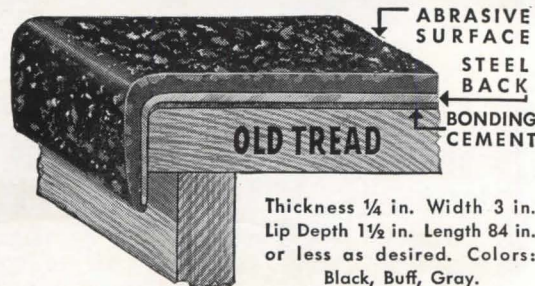
A "find" for the ARCHITECT! This comprehensive *Color Guide* (pages 9" x 15") displays 150 beautiful colors ranging from pastels to deep shades. Formulas are given on the reverse of each color sheet to show how the shade can be quickly made. Price, \$5.00 . . . delivered anywhere in the U. S. A. Write for *your copy*.

MONROE, LEDERER & TAUSSIG, INC.
606 N. AMERICAN STREET PHILA. 23, PA.

Moletg FLAT OIL PAINT
ARCHITECTURAL

THE TRULY WASHABLE FLAT PAINT

ORCO SAFETY TREADS AND FLOORING



Thickness 1/4 in. Width 3 in.
Lip Depth 1 1/2 in. Length 84 in.
or less as desired. Colors:
Black, Buff, Gray.

NEW DEEP LIP SAFETY TREAD

Uses: To provide permanent, non-slip surface on any type of stair tread; to give monumental appearance to either old or new treads.
Features: Correctly balanced abrasive action assured by Alundum abrasive grain at and behind turn of nosing and Alundum abrasive aggregate on flat surface of tread. Both the grain and the aggregate permanently "locked" in molded hard rubber base which is permanently bonded to steel back (as illustrated).

Installation: Usually made by Soft Flooring Contractors. Write for complete information.

FOR FURTHER INFORMATION



THE OHIO RUBBER COMPANY
SAFETY TREAD AND FLOORING DIVISION
100 BEN HUR AVE.
WILLOUGHBY • OHIO


A FEW PENNIES FOR HER SAFETY

Measured against the possibility of disaster, the cost of safe exit for schools is pitifully small. A few pennies per pupil gives you genuine drop-forged Von Duprin devices at every danger point . . . Von Duprins which, with no maintenance cost, will outlast the building. A tiny investment for the safest, surest, quickest means of exit known to man!

See Sweet's Index, Sec. 17B/2

Von Duprin DIVISION
VONNEGUT HARDWARE CO., INDIANAPOLIS, INDIANA





U. S. MAIL CHUTES & BOXES

in Bronze, Nickel
Bronze, Aluminum,
or Enameled Steel,
maintain the Cutler
Tradition of Fine
Workmanship.

Catalog in Sweets


ESTABLISHED 1883

Cutler Mail Chute Co

ROCHESTER 7, N. Y.

Back they come

protected by America's
outstanding fountains!



Many schools and colleges will open the new semester with improved drinking water systems featuring Halsey Taylor equipment. Architects and school authorities recognize the superior hygienic protection afforded by Halsey Taylor Drinking Fountains, whether for new construction or replacements of obsolete systems. Write for catalog.

The Halsey W. Taylor Co., Warren, O.



HALSEY TAYLOR

Drinking Fountains



5-5

FOR THE PIPING YOU ARE PLANNING

**SPECIFY
CRANE VALVES
AND
FITTINGS**

CRANE...

CRANE CO., GENERAL OFFICES: 836 S. MICHIGAN AVE., CHICAGO 5

Available Now!

**CHENEY
FLASHING**
3-Way Bond

16 OZ. COPPER

**CHENEY
FLASHING
REGLET**

16 OZ. COPPER



CHENEY FLASHING is again being made by the original inventor who pioneered the art of thru-wall flashing eighteen years ago.

No thru-wall flashing can operate successfully unless it has the two very important features that are found in CHENEY FLASHING—proven weep-hole drainage and the three-way bond, vertical as well as longitudinal and lateral.


Remember, the inferior two-way flashings, crimped copper and membranes, have neither the vertical bond nor do they drain moisture from the wall fast enough. Furthermore, their first cost advantage has disappeared because today Cheney Flashing is no longer a specialty—it's a standard commodity.

WRITE FOR
DESCRIPTIVE FOLDER Dept. R

CHENEY INDUSTRIES, Trenton, N. J.

This Free Book

TELLS HOW PC GLASS BLOCKS IMPROVE OPERATING CONDITIONS, DECREASE COSTS



The many and varied uses of PC Glass Block construction in industrial buildings are described and illustrated in this new 28-page book. See how PC Glass Blocks improve working conditions and also save money!

HERE is the latest and most complete information on the use of PC Glass Blocks in all sorts of industrial buildings.

This lavishly illustrated book—just off the press—contains actual photographs of PC Glass Block installations in industrial plants of all types. The properties, characteristics and functions of the individual blocks are described, the full line of patterns is pictured, the sizes are listed.

The technical data section includes authoritative information on light transmission, insulation (which minimizes condensation), weather resistance, structural strength, ease of cleaning and maintenance, exclusion of dust and grit, dampening of distracting noise. Layout tables and detailed drawings of typical PC Glass Block installations are supplemented by detailed specifications for panels and for panel and sash combinations.

Get this information now. Send in the coupon and your free copy of this new book will be mailed to you promptly.

Also Makers of PC Foamglas Insulation



GLASS BLOCKS

Distributed by

PITTSBURGH PLATE GLASS COMPANY and by W. P. Fuller & Co. on the Pacific Coast

Pittsburgh Corning Corporation
Room 359, 632 Duquesne Way
Pittsburgh 22, Pa.

Please send along my free copy of your new book on the use of PC Glass Blocks for Industrial Construction. It is understood that I incur no obligation.

Name.....

Address.....

City..... State.....




**BRONZE TABLETS
AND STATUARY**

For over thirty-five years the GB special casting department has been reproducing the work of the world's leading sculptors with the utmost fidelity. This special casting service is available to architects for tablets, statuary and other fine bronze work when the maintenance of the highest standards of craftsmanship is necessary.

A special brochure of War Memorials and Honor Roll Tablets will be sent upon request.

General Bronze Corporation
34-15 Tenth St., Long Island City 1, N.Y.

GEARED to do the Job!



NORTON DOOR CLOSERS

**Built Up to an Exact Standard
Not Down to a Cut Price**

NORTON **NORTON DOOR CLOSER COMPANY**
Division of The Yale & Towne Mfg. Co.
2910 N. Western Ave., Chicago 18, Ill.

Wherever air freshness must be maintained for:

- Control of Product Quality
- Personnel Efficiency
- Customer Satisfaction
- Nuisance Abatement

... Dorex Air Recovery Equipment, employing highly activated carbon to remove gaseous and odorous contaminants, affords a positive and economical means of controlling the quality of air.

Dorex Air Recovery Equipment is adaptable to large heating, ventilating and cooling systems or to such compact units as are used in passenger vehicles.

For instance, over 90% of the new railroad coaches and Pullmans will use Dorex Air Recovery Units. There is so little space for air conditioning equipment in railroad cars that older systems must sacrifice temperature control if more than 25% outdoor air is added—and 25% often is too little for comfort. But, fitted with Dorex carbon adsorbers, the same apparatus gives the equivalent of 75% air renewal—usually more than sufficient for passenger comfort.

We will be glad to send the details of other typical installations. For full information and quotations, call the nearest district representative or write Dept. 14, 112 East 32nd Street, New York 16, New York.

W. B. CONNOR ENGINEERING CORP.

AIR DIFFUSION AIR PURIFICATION AIR RECOVERY

112 East 32nd Street  New York 16, N. Y.

IN CANADA: Douglas Engineering Co., Ltd., 1405 Bishop St., Montreal 25, P. Q.




That
**OUTSIDE
LOOK**

*Beautify!
Preserve!
Protect!*

CREO-DIPT STAINS
FOR WOOD SHINGLE ROOFS AND SIDE WALLS

CREO-DIPT
COMPANY, INC.
Established 1911
NORTH TONAWANDA, N. Y.



Can your piping take **a 900 lb. blow** every time a valve is closed?

Recent tests with a one-inch pipe connected to a flush valve showed that water hammer surge pressures rise as high as 890 lbs. per square inch within one second after the valve shut off. This high pressure wave rushes back and forth through a piping system, stretching and straining pipes, valves and fittings. Threads loosen and wear, valve seats are damaged, piping becomes fatigued from work-hardening and finally breaks.

WHAT'S THE ANSWER?

The ideal solution to water hammer problems is the Wade WACOR Sealed Air Chamber. Installed in a piping system, it absorbs high pressure waves with an air cushion sealed in a highly elastic metal bellows. WADE WACOR SEALED AIR CHAMBERS under actual tests have withstood as many as 69 million cycles of operation without failure.

Sealed Air Chambers are the only practical, economical means of eliminating destructive water hammer. A complete range of sizes is available for homes, schools, hospitals, restaurants, industries and institutions. Send today for complete information on the Wade Wacor Sealed Air Chamber and your copy of Wade's Selector Tables, the first scientifically accurate information on sizing air chambers.



W A D E
MANUFACTURING COMPANY

85 NORTH STATE STREET

ELGIN, ILLINOIS

GIVE YOUR CLIENTS
100% PROTECTION
Specify

Cabot's Clear Brick Waterproofing

A natural water-repellent that penetrates deep into the pores of brick, sandstone, and other dark masonry, above-grade...
SEALS AGAINST MOISTURE. ★

PREVENTS disintegration caused by freezing and thawing of moisture in walls.

PREVENTS efflorescence and other unsightly stains.

PREVENTS dangerous weight increase due to water absorbed in walls.

Insulating qualities are improved because pores in masonry are sealed. Interior plaster, wall paper, paint, are preserved because dampness is shut out. (The results are permanent! Does not deteriorate with age.)

Write TODAY for catalogue with complete information and illustrations. Samuel Cabot, Inc., 1285 Oliver Building, Boston 9, Mass.

★ Use Cabot's Clear Cement Waterproofing for stucco, cast stone, yellow brick, and other light-colored masonry surfaces.



fedders

NEW Series 12

Downblow UNIT HEATERS

FOR installations 15 to 45 ft. above working zone. Circular & square types. Copper tubes and copper fins... Write for Catalog 12C-2.

FEDDERS-QUIGAN CORPORATION BUFFALO 7, N. Y.


Two 'musts' for a lens downlight—

1. **LOW BRIGHTNESS LEVELS**
within normal viewing angles.
2. **CONTROLLED, PROJECTED LIGHT**
from Fresnelens.

The mathematically correct curvature and diffusing pattern of Century's Fresnelens does not diffuse the light widely, but projects it in a controlled beam — eliminating contrast glare. Hence our lens downlights are called Fresnel Project-O-lites.

Here are more Project-O-lite features—

1. Special link hinges avoid possible injury to plaster.
2. Uses general service lamps — inexpensive — readily available.
3. Units from 60 to 300 watts — Underwriter's Approved. Higher wattage where approval is not needed.
4. Etched aluminum reflector of high efficiency.
5. Variety of light distribution patterns available.
6. Can be had with colored risers.
7. Beam can be offset.
8. Wide variety of circular and square size units available.



Available NOW Cat. No. 2220-L;
150-300W. 12" Sq. Fresnelens. List
Price \$20.25 with ceiling frame.

Our engineering assistance is at your call. Write for catalog or see our condensed catalog in Sweet's Architectural File.

CENTURY LIGHTING, INC.
419 West 55th Street, New York 19

CENTURY Lighting Equipment is ENGINEERED Lighting Equipment



IN CLEVELAND
IT'S THE



HOME OF THE FAMOUS
VOGUE ROOM

1000 ROOMS WITH BATH
RADIO IN EVERY ROOM
FIVE FINE RESTAURANTS
CENTRAL DOWNTOWN LOCATION

A Friend of
Designers, too



Versatile Marlite . . . friendly to progressive draftsmen and designers . . . permits a wide latitude of expression. Normally available in a variety of pleasing colors, patterns and finishes that let Marlite say "YES!" to almost every stroke of the designer's brush, Marlite is "friendly," too, in company with modern or traditional tastes. Tried and proved for years in nearly every type of room, in almost every kind of building, Marlite's ease of cleaning and low-maintenance cost have built ready acceptance among builders, owners and renters. Marsh Wall Products, Inc., 95 Main St., Dover, Ohio.


NOTE: Today Marsh's usually prompt, nation-wide Marlite service has been slowed by unprecedented demand. However, Marsh Mouldings, Marsh Mastic and Marsh Bathroom Accessories are available for prompt delivery—and every effort is being made to bring all Marlite deliveries back to normal.



Marlite

REG. U.S. PAT. OFF.

... FOR CREATING BEAUTIFUL INTERIORS



FOR DIRECTED OR DIFFUSED LIGHT

Specify Corning Lightingware

Whether your specifications call for directing the light on a given work area or diffusing it over an entire room, you can obtain the proper fluorescent lighting glassware from Corning.

FLUR-O-GUIDE LENS PANELS

Flur-O-Guide Lens Panels provide light control at low panel brightness. The light is directed where it is needed with a minimum of troublesome shadow and eye fatigue. These panels are scientifically designed to give required illumination as well as beauty and lustre to lighting installations. A wide range of widths and lengths permits maximum flexibility in fixture design.

CORNING ALBA-LITE

ALBA-LITE is a new sheet form of ALBA glass which gives uniform diffusion of light over a wide area. It has high light transmission and low light absorption. It is supplied flat or bent to meet your specifications—thus opening new design possibilities. A smooth, easy to clean surface and permanent uniform texture give an attractive, distinctive appearance.

Corning lighting engineers will be glad to work with you on any of your lightingware problems.

Lighting Sales Department AR-9

CORNING GLASS WORKS

CORNING, NEW YORK

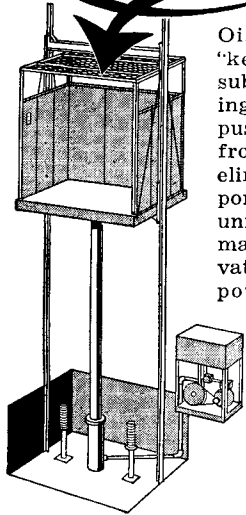
SALES OFFICES IN NEW YORK, CHICAGO AND SAN FRANCISCO

"CORNING" and "ALBA" are registered trade-marks and indicate manufacture by Corning Glass Works, Corning, N. Y.

CORNING

Corning Engineered Lightingware

**THE MOST ECONOMICAL
ELEVATOR SERVICE
For 2, 3 or 4 Stories**



Oilraulic Elevators will help you "keep within the budget" by making substantial savings in over-all building costs. Because the elevator car is pushed up from below—not pulled up from above—costly penthouses are eliminated, heavy load-bearing supporting columns in shaftway walls are unnecessary. And no need for a special machine room with an Oilraulic Elevator...the compact electric hydraulic power unit can be located in any convenient space. These modern, efficient elevators—for freight or passenger service—are the result of Rotary's experience in building over 40,000 hydraulic lifting units in the past twenty years. Leading industrials and institutions find Oilraulic the most satisfactory 2, 3, or 4-story elevator.

WRITE FOR AIA FILE CATALOG RE-301

Contains complete information and Architect's Preliminary Layout Data—a real aid in formulating plans. For free copy, write, Rotary Lift Company, 1105 Kentucky, Memphis (2), Tenn.

Rotary

OILDRAULIC ELEVATORS

Duromit
THE "BONDED" CEMENT FLOOR

DUROMIT is the hardest cement floor in existence. A mixture of hard mineral granules, it registers 9 points on the Mohs Scale of Hardness. Specify DUROMIT, with its three year Bonded Guarantee, for all places subjected to unusual abrasion, excessive moisture, or varied forms of chemical attack. Easily cleaned and highly sanitary, DUROMIT Floors are perfect floors for food processing, dairy and bottling plants, automotive and mechanical establishments, garages, etc.

Write for further information, or phone
Chickering 4-6782

EMPIRE STATE
BUILDING

WASHINGTON CONCRETE CO.

NEW YORK
N. Y.

MODUFLOW

System of Temperature Control


The greatest advance
in home heating since
the inception of auto-
matic heat.

MINNEAPOLIS - HONEYWELL

REGULATOR COMPANY

Minneapolis 8, Minnesota

**DELANY
FLUSH VALVES**



Delany Flush Valve, with cut-out, close up view of Delany No. 50 VACUUM BREAKER — prevents water contamination from back siphonage—20 years ahead of the market.

*write for
catalog*

SINCE 1879
Coyne & Delany Co.
BROOKLYN N.Y.



*In the restaurant
..IT'S FINE QUALITY FOOD*



*In ceramic glazed
structural tile
..IT'S ARKETEX*

ARKETEX FOR *Fine Taste*

Arkotex, like good food, appeals to people of discrimination. It is always in fine taste. Its lustrous finish and great variety of true colors please the eye. The infinite number of design possibilities inherent in the several sizes and textures of Arkotex permit the architect to please the most cultured tastes. Walls of Arkotex ceramic glazed structural tile are economical too! *The first cost is the only cost*; no painting or refinishing is ever neces-


sary. Soap and water washing alone will maintain the lustre and permanent, colorful beauty of Arkotex walls. They are not affected by acids, alkalis, ink, steam or water; the glowing finish will never scar, mar, crack or craze.

When planning restaurants, offices, homes, schools or factories, specify Arkotex — first with the finest in ceramic glazed structural tile.

A PEACETIME PROMISE




Arkotex continuous achievement in the ceramic glazed structural tile field assures you the finest in workmanship. Arkotex . . . the standard of textured tile.



ARKETEX CERAMIC CORPORATION • BRAZIL, INDIANA

GRADUAL CONTROL




has been an outstanding feature of Powers regulation since 1891. With this type of control, valves or dampers are opened or closed **gradually**, which results in exceedingly close regulation and the maximum of comfort obtainable with automatic control.

● THE POWERS REGULATOR CO., 2759 Greenview Avenue, CHICAGO. Offices in 47 Cities. See your phone book. 43

WRITE FOR BULLETIN NO. 200

POWERS TEMPERATURE and HUMIDITY CONTROL

ARCHITECTURAL METALS



combine Beauty with Utility in

- BALUSTRADES • BANK FIXTURES • DOORS
- GRILLES • ENTRANCES • STAIRWAYS
- STORE FRONTS • STATUARY • TABLETS
- HAND RAILINGS • SPANDRELS • WINDOWS
- MISCELLANEOUS METAL WORK

For Directory of Leading Metal Fabricators write to Dept. AR9

NATIONAL ASSOCIATION OF ORNAMENTAL METAL MANUFACTURERS

209 Cedar Avenue, Takoma Park, Washington 12, D. C.

VERSATILITY

Remember SEAPORCEL Porcelain Enamel quality when plans are on your boards for new building construction or modernization.

The SEAPORCEL* process of fusing ceramic coating into its metal base at 1550°F. results in a facing material of enduring satisfaction.

When you specify SEAPORCEL Porcelain Enamel you assure yourself and your owner of the finest of materials, skilled workmanship and the services of a production and engineering organization of outstanding ability.

Write for information today — No obligation

*Reg. U. S. Pat. Off.



SEAPORCEL PORCELAIN METALS, INC.

Formerly Porcelain Metals, Inc.

28-02 BORDEN AVENUE, LONG ISLAND CITY 1, N. Y.

Seaporcel



See Horn details and specifications in Sweet's Catalog.

Horn Folding Bleachers and Electrically Operated Folding Partitions provide flexibility of gym layout that enables you to have two complete playing courts at the cost of one. For safety, smooth operation and dependability specify Horn equipment. Your Architect recognizes the superiority of Horn engineering.

HORN MANUFACTURING COMPANY

FORT DODGE, IOWA

When Planning for Drinking Water

...remember HAWS!

HAWS offers smart designs to harmonize with today's building, simplicity of installation and operation, sanitation and cleanliness for absolute safety in drinking water, and a complete line from which to make a selection to meet every particular drinking water requirement. So... when planning that building, remember *you can depend upon* HAWS for a drinking water fountain to solve your specific needs. *Specify and insist on* HAWS! Write today for descriptive literature.



Haws DRINKING FAUCET CO.

Since 1909

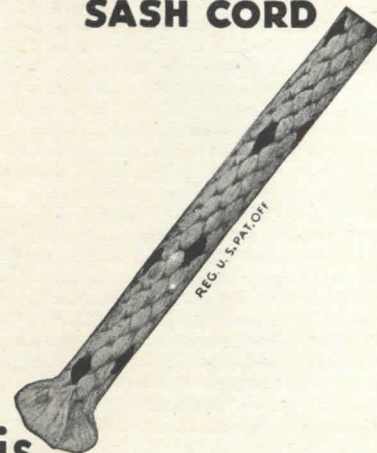
1808 HARMON STREET
BERKELEY 3, CALIFORNIA

Agents and Sales Representatives
in All Principal Cities

SPOT

REG. U.S. PAT. OFF.

SASH CORD



is
TOPS
in Value



SAMSON CORDAGE WORKS
BOSTON 10, MASS.


CORK-RUBBER TILE

Silent FLOORING!

Cork-Rubber Tile is manufactured by Servicised Products Corporation for meeting a definite need — where the demand is for an elegant floor of quiet, easy-tread, having a right amount of resiliency to offset fatigue and noise. It does not soil easily and is simple to keep clean.

Suitable for —

**SCHOOLS, OFFICES,
HOMES, LIBRARIES,
CHURCHES, HOTELS,
THEATRES, STORES.**



SPECIAL FLOOR DESIGNS

This smooth, flexible tile is available in warm friendly tones and colors and aids toward a dignified atmosphere wherever used. The tile is precision cut into squares 9 x 9 and 12 x 12 inches — *easy to lay* — and form into attractive designs and patterns as the individual room may require. Made of fine resilient CORK and flexible neoprene RUBBER it is vulcanized into a waterproof flooring resistant to oil, acid and flame.




*Write for further details
and special information*

SERVICISED PRODUCTS CORP.
6051 West 65th Street, Chicago 38, Ill.


Send information on Cork-Rubber Tile A.R.

NAME _____
STREET _____
CITY _____ STATE _____
TYPE OF BUSINESS _____
SERVICISED PRODUCTS CORP.
6051 West 65th Street Chicago 38, Ill.



What's the Best Layout for the Dishwashing Pantry?

This is a problem architects are often called upon to solve. You are welcome to draw upon our specialized experience. For more than a half century we have been arranging dish washing pantries to make the best use of space available.



**Dish Washing Machines
to meet every need**

We build a complete line, with a wide range of capacities. Rack type either for Hand Feed or Automatic Feed, and Belt Conveyor Type. Every Champion is built with an extra margin of strength at all critical points. Catalog on request.

**We will gladly make a lay-
out or offer suggestions
— without obligation**


An important part of our service is cooperation with the architect in this preliminary work.

We also have a booklet showing a variety of interesting layouts. Ideal layouts, where plenty of space was available — as well as ingenious uses of small narrow rooms and other unsuitably shaped floor space. It is yours for the asking.

CHAMPION
DISH WASHING MACHINE CO.

Erie, Pennsylvania

HERE'S ONE OF THE MOST EFFICIENT WAYS TO AIR CONDITION!



* Units can be also furnished for heating only, or cooling only — very flexible equipment. Every Multitherm is factory tested for performance.

MULTITHERMS—WHOLE "WORKS" IN ONE ASSEMBLY . . . BUILT FOR ALL SORTS OF INDUSTRIAL AND COMMERCIAL APPLICATIONS

The Clarage Multitherm unit shown above is a complete conditioning plant* . . . (1) it *cleans* the air, removing bacteria, pollen and dust . . . (2) it *cools and dehumidifies* in summer utilizing cold well water, brine or a direct expansion refrigerant . . . (3) it *heats and humidifies* in winter using steam or hot water . . . (4) it supplies at all times a circulation of conditioned air under positive fan pressure.

Multitherms are as easy and inexpensive to install as unit heaters — and just as satisfactory in operation. They may be suspended from the ceiling, mounted on platforms, or installed on the floor. Sizes range from 400 to 13,600 c.f.m. If the job is extra large, it can be handled with two or more units.

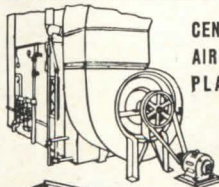
Look into Clarage Multitherms if you have any type of air conditioning problem. They are engineered to give precision results — compact to save space — of heavy duty construction for years of continuous trouble-free service. *And, as compared to central station conditioning, you can usually save considerable money.*

Write us, outlining your requirements — or ask for Bulletin 107 giving complete information.

SOME OF OUR OTHER PRODUCTS


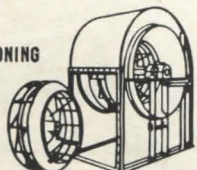


UNIT HEATERS



CENTRAL STATION AIR CONDITIONING PLANTS

AIR CONDITIONING AND VENTILATING FANS



AIR WASHERS

CLARAGE

FAN COMPANY

Kalamazoo, Michigan

APPLICATION ENGINEERING OFFICES
IN ALL PRINCIPAL CITIES

