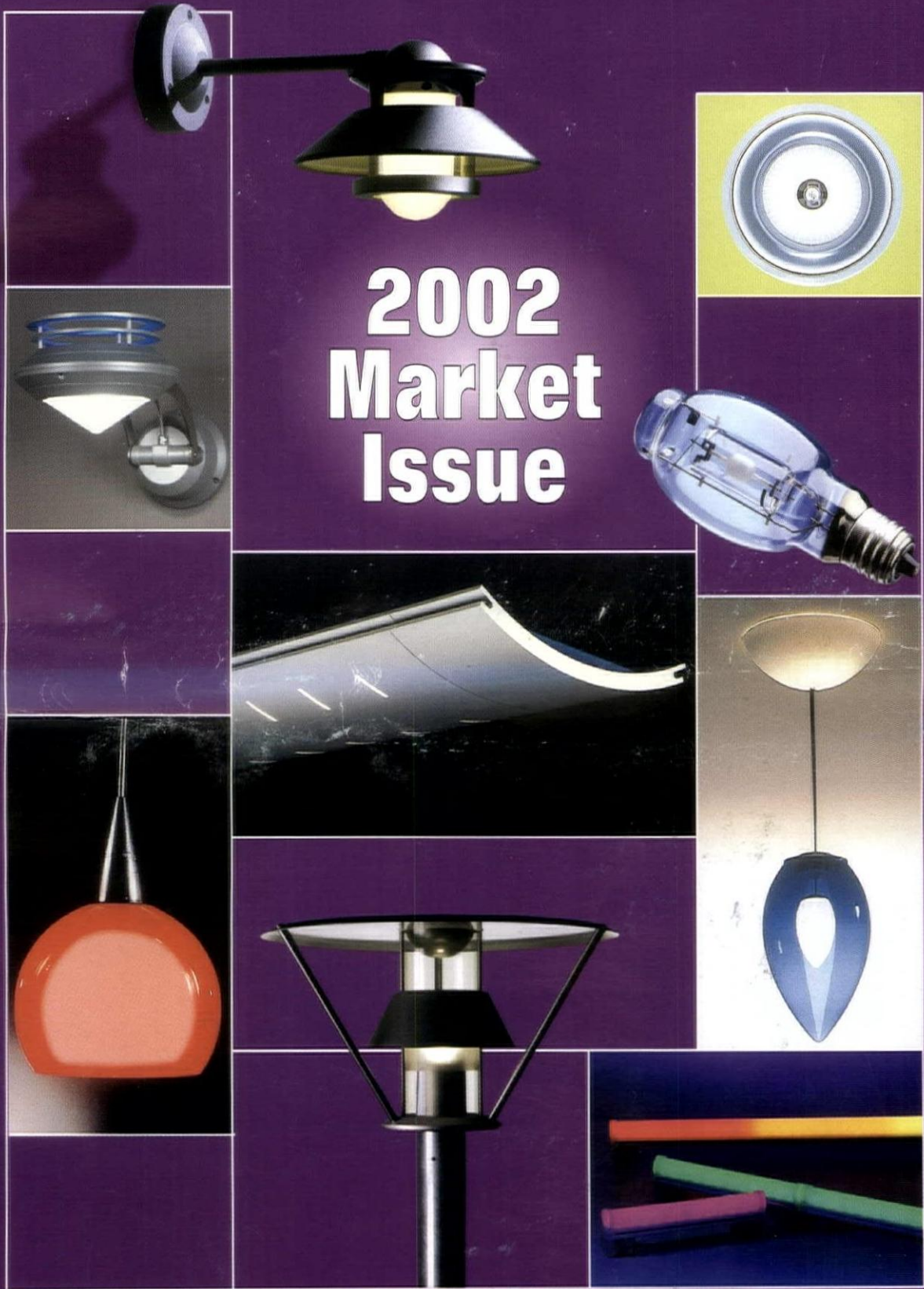


AL-2002-M

M-5005-1A

2002
MARKET
ISSUE

architectural lighting



2002
Market
Issue

What to Specify in 2002

Products to Suit All of Your Needs

Hot Dog! The Frankfurt Show

U.S. \$7.00

Lightfair Booth #101

BRUCK

L I G H T I N G S Y S T E M S



VIA, one of eight systems from Bruck, is a low profile track system that can easily change directions and elevations. Available in straight or curved segments, in chrome, matte chrome, or gold finish.

Ultra Reflective, Super Effective, Highly Selective.



The fastest, easiest way to reduce lighting costs is with Alanod[®], America's leading supplier of reflective surfaces. For the past five years, Alanod has developed most of the new energy-efficient surfaces in the lighting industry. That's why so many professionals specify Alanod for retrofit as well as new projects.

MIRO, with 95% total reflectivity, is our most innovative and efficient reflective surface. Compared with anodized aluminum, MIRO yields more light to your working plane. And producing more light with less energy means significant cost savings—savings that extend beyond energy to fewer ballasts, tubes and fixtures.

Only MIRO has unique characteristics that give it greater total reflectivity and far better optical

control than any other surface in the industry. For light distribution patterns and optical effects, Alanod offers a broad range of MIRO surfaces, affording the lighting engineer unlimited design options. So directing light where you want it is within your control.

MIRO has a 25-year warranty against surface deterioration. And unlike other surfaces, MIRO won't delaminate, yellow, darken, blister or crack.


Specify MIRO, the leading edge in lighting technology



MIRO[®] The fastest, easiest way to reduce lighting costs

Eastern US Sales: 718-321-0002 • Western US Sales: 208-726-3003 • Canada Sales: 905-840-6868 • www.alanod.com

PRODUCTS




- 16 Decorative
- 26 Track
- 28 Task
- 30 Downlights
- 32 Indirect & Direct/Indirect
- 35 Outdoor & Landscape
- 40 Fiber Optics
- 42 LEDs
- 43 Emergency
- 44 Theatrical
- 45 Industrial
- 46 Lamps, Ballasts & Controls
- 53 Special Product Advertising Section

INDUSTRY REPORT

- 10 **Light+Building**
Technology & Trends from Frankfurt

DEPARTMENTS

- 6 **Editor's Note**
- 8 **The Inbox**
News in the industry



LIGHT+BUILDING—
FRANKFURT, GERMANY


Architectural Lighting (Vol. 17, No. 4 USPS 000-846, ISSN 0894-0436) is published seven times per year (Bimonthly except Monthly in March and June) by VNU Business Media, Inc., 770 Broadway, New York, NY 10003-9595 and is distributed free of charge to individuals or firms engaged in the specification of lighting products in the US and territories. The cost of all other subscriptions in the US and territories is \$48 per year. A one-year Canadian subscription, payable in US dollars, costs \$60 and all other foreign, \$96. Canada Post Publications Mail Agreement No. 40031729. Periodicals Postage Paid at New York, NY and additional mailing offices. Printed in the USA. POSTMASTER: Send changes of address to Architectural Lighting, PO Box 1061, Skokie, IL 60076-8061.

Architectural Lighting is a trademark owned exclusively by VNU Business Media, Inc. Copyright 2002 VNU Business Media, Inc. All rights reserved. Reproduction of this magazine, in whole or in part, is prohibited unless authorized by the publisher. Editorial and advertising offices: 770 Broadway, New York, NY 10003. Phone (646) 654-4500. Customer Service Inquiries: For address changes, single copy sales (\$7 in the US, \$7 + postage outside the US, payable in advance) and subscription inquiries, write to Architectural Lighting, PO Box 1061, Skokie, IL 60076-8061 or call Customer Service at (847) 647-7987 outside the US.

NOVA T[☆]®

Linear-Slide Dimmers

NEW Now Available for 277V Magnetic Low-Voltage Applications



- Smooth, continuous dimming
- Calibrated slider indicates light level
- Silent on/off switch
- Shown actual size

Lutron's Nova[®]-style lighting control created and defined the category of slide dimmers 30 years ago. It continues to define excellence today in fluorescent, low-voltage, and incandescent dimming. Matching dimmers, switches, wallplates, and accessories available.


Call for a free brochure or complete Lutron Catalog:
1.877.258.8766 Ext.409
www.lutron.com/novat/409
Circle No. 3 on reader service card or visit lightforum.com

 **LUTRON**®
Innovations in Lighting Control

[PRO]



WWW.BUILDING-GENERATOR.COM



DESIGNER
ROBERTO FIORATO



PROSHADE WALL



PROSHADE FLOOR



PROTECH



PROGRILL



PROPLAT

LIGHTING SOLUTIONS INTEGRATED WITH ARCHITECTURE

Recessed wall/floor mount luminaires. Variety of 4 different covers. Die-cast non-corroding aluminum material available in white, black anodized, metallic gray. Polymer gasket, stainless steel locking screws, low protrusion recessed body made of V-2 rated self-extinguishing technopolymer.

PRISMA NORTH AMERICA, INC.
300 PETTY ROAD, SUITE C
LAWRENCEVILLE, GA 30043
VOICE 770.822.2115 - FAX 770.822.9925
EMAIL: INFO@PRISMALIGHTING.COM

PRISMA[®]
ARCHITECTURAL LIGHTING

architectural lighting

JUNE 2002

VOL.17, NUMBER 4

EDITORIAL STAFF

EDITOR-IN-CHIEF

CHRISTINA TRAUTHWEIN
(646) 654-4481
fax (646) 654-5816
ctrauthwein@vnubuspubs.com

ART DIRECTOR

JONATHAN MARSLAND
(646) 654-4472
fax (646) 654-4480
jmarland@vnubuspubs.com

SENIOR EDITOR

ALICE LIAO
(646) 654-4482
fax (646) 654-5816
aliao@vnubuspubs.com

CONTRIBUTING EDITORS

WANDA JANKOWSKI, JEAN NAYAR,
DAVID HOUGHTON, PE, CRAIG D'LOUIE, MARK
NEWMAN

EDITORIAL ADVISERS

RENEE COOLEY, COOLEY MONATO STUDIO
HOWARD BRANDSTON, LC, FIALD,
FIES, BRANDSTON PARTNERSHIP
GARY STEFFY, LC, FIALD,
GARY STEFFY LIGHTING DESIGN

SUPPORT

PRODUCTION

VINCE HABICK
(646) 654-7238
fax (646) 654-7317

CIRCULATION MANAGER

MOLLIE MURRAY
(646) 654-7254
fax (646) 654-7265

LIST RENTAL

(845) 620-9000
fax (845) 620-9035

CUSTOMER SERVICE

(847) 647-7987
fax (732) 380-2422

REPRINTS

HEATHER OSBORNE
PARS INTERNATIONAL, INC.
(212) 221-9595 Ext. 333
heather@parsintl.com

PUBLISHER

SUZANNE TRON HABER
(646) 654-5756
fax (646) 654-4484
sthaber@vnubuspubs.com

GROUP MARKETING MANAGER

KELLY CARSON
(646) 654-7654
fax (646) 654-7365
kcarson@vnubuspubs.com

ADVERTISING SALES

NORTHEAST/INTERNATIONAL

CLIFF SMITH
National Business Development Manager
(646) 654-4478
fax (646) 654-5816
csmith@vnubuspubs.com

SOUTHEAST

SCOTT CUNNINGHAM
(770) 913-0271
fax (770) 913-0275
scunningham@architecturemag.com

MIDWEST/CENTRAL

MARIE KOWALCHUK
(773) 792-1830
fax (773) 792-1831
mkowalchuk@vnubuspubs.com

WEST

JON HENG / PATRICIA OLAIZ HENG
(626) 799-3610
fax (626) 799-5853
patsbea@msn.com

SPECIAL PROJECTS, ADVERTISING

MICHAEL PARRISH
(646) 654-5763
fax (646) 654-5816
mparrish@vnubuspubs.com

CLASSIFIED ADVERTISING

DAN PERLMUTTER
(646) 654-4476
fax (646) 654-4480
dperlmutter@vnubuspubs.com

770 Broadway, New York, NY 10003

Real Estate and Design Group

Richard O'Connor, President
Stan Itzkowitz, VP, Operations

Real Estate and Design Group Publications: Architectural Lighting, Architecture, Commercial Property News, Contract, Facilities Design & Management, Hospitality Design, Kitchen & Bath Business, Multi-Housing News
Other VNU Business Publications Groups: General and Specialty Retailing; Retail and Food Media; Retail Design; Travel, Performance and Healthcare

vnu business publications

President & CEO: Michael Marchesano; Chief Operating Officer: Howard Lander; Executive Vice Presidents: Mark Dacey (Marketing, Media & Retail), Richard O'Connor (Travel, Performance, Real Estate/Design and Food Service); Senior Vice President: Toni Nevitt (Marketing Information); Vice Presidents: Joellen Sommer (Business Management), Joanne Wheatley (Circulation)

vnu business media


President & CEO: Michael Marchesano; Chief Operating Officer: Howard Lander; Vice President/Business Development: John van der Valk; Vice President/Human Resources: Sharon Sheer; Chief Financial Officer: Joe Furey; President - VNU Expositions: Greg Farrar; President - VNU eMedia: Jeremy Grayzel



Copyright © 2002 by VNU Business Media, Inc. All rights reserved.

The Driver Makes the Difference

XITANIUM™



Another

> SMART SOLUTION <

Powered by Advance.

NEW! 12W, 17W, 25W and 40W drivers for use with any LED.



Plug-and-Play Simplicity. Open Sky Flexibility.


The sky's the limit when it comes to creating innovative LED lighting systems... systems that are slimmer, brighter, more colorful and reliable than ever before... systems using LEDs from any manufacturer, all powered by Advance.

Introducing Xitanium™ — the new, full line of electronic LED drivers that gives lighting designers and engineers the ultimate combination of flexibility and performance.

Small, lightweight and rugged, Xitanium™ drivers carry a UL class 2 rating for added safety and simplified wiring... operate at low temperatures (down to -40° F/C)... and have a service life of 50,000 hours, making them ideal for demanding environments, sealed-for-life applications and more.

If you value plug-and-play simplicity... reliability and safety... compactness and versatility... 5-year warranties ...all from the most tenured manufacturer of power supplies for the lighting industry...

...Then make sure all your LED systems are powered by Xitanium™, from Advance. The driver makes the difference.



For More Smart Solutions —

Call 1-800-322-2086. Or visit us at:

www.advancetransformer.com/xitanium

Circle No. 5 on reader service card or visit lightforum.com

**ADVANCE**

Where great lighting starts.™



Christina Trauthwein,
Editor-in-Chief

One of the most popular requests we receive from our readers is the one for more products—you just can't seem to get enough! So here you are: It's our annual Market Issue—you know, the one devoted to giving you the inside scoop on a wide variety of fixtures, lamps and the like. In fact, you'll find just about 200 innovative offerings from lighting manufacturers—some are even so new, they're set to debut at Lightfair. And in addition to that, we're even bringing you some products from Europe in our Light+Building show report on page 10.

But, of course, this is just a small sampling of all that's out there...please continue to send us your product information or let us know about any exciting technology and design you find particularly noteworthy. We'd love to include it on the pages of *Architectural Lighting*. And, speaking of reader participation, I invite all of you who do attend Lightfair in San Francisco to send in your responses to the following questions to be included in a post-Lightfair article (just email me at ctrauthwein@vnubuspubs.com):

- What's the most innovative product you saw?
- The most notable trend?
- What seemed to be missing?
- How about the most promising technology?
- What do you hope to see developed for next year?

In the meantime, see you in San Fran. Stop by booth 101 and say hi!

On the cover (clockwise from top right): Zumtobel Staff's MH-T6; Osram Sylvania's Tru-Color Metalarc Ceramic 250W Metal Halide; D'ac Lighting's Father pendant; Color Kinetics' iColor Accent; L207 Axis from LightForm+; W.A.C. Lighting's 403 series; Architectural Area Lighting's miniFlex; Bishop series from LightForm+; Peerless Lighting's Lightedge (center).

In our upcoming issues ...

July/August

Complete coverage of this year's **IALD Award winners** & a behind-the-scenes look at the gala event

An in-depth **review of Lightfair** with product information, trends and what attendees have to say about the industry's #1 show

September/October

Projects & Products: Dramatic—and functional—design in a variety of markets including retail, residential, corporate, hospitality, plus detailed information on the products specified



Meet *any* design requirement with our RLM Reflector Series.

- Over 50 standard shapes, 12 standard finishes
- Custom bracket designs & color capabilities
- Available in fluorescent, incandescent and HID
- Choose precision spun aluminum with powder coat finish or specialty metal finishes including galvanized steel or pure spun copper
- Virtually unlimited choices to meet any design requirement

It's time to rediscover Spero Lighting, serving you better with our *Spotlight on Quality*.

Call toll-free **1.877.44.SPERO** or log on to www.sperolighting.com for the name of the sales representative nearest you.

spero
lighting

Quality that blends family tradition with technology since 1918.

877.44.SPERO (877.447.7376)
www.sperolighting.com

Visit us at Lightfair 2002 – Booth #2801

Circle No. 6 on reader service card or visit lightforum.com

Birds of a feather flock together

www.techlighting.com

MONORAIL FROST

It's the call of the wild. Times two.

Feast your eyes on Firebird Owl, one of several Tech Lighting pendants now featuring a matching wall sconce companion. These striking fixtures feature patterned Murano glass, encasing a small interior frosted glass, combining unique design and outstanding craftsmanship.

This pendant and sconce duo can add a distinct, holistic accent to any commercial, retail or residential environment.

Both the Firebird pendant and sconce are also available in Peacock (patterned blue) and Swan (patterned white) glass, as well as your choice of chrome, gold or satin nickel finish. For more information on how these and other Tech Lighting products can transform your space into something extraordinary, please visit www.techlighting.com.



FIREBIRD WALL OWL




FIREBIRD OWL PENDANT

TECH
Lighting

homework™


Circle No. 7 on reader service card or visit lightforum.com



BOUNTY



TANGER




TORX

LUTREX OFFERS A SERIES OF
DECORATIVE SOLUTIONS FOR
COMMERCIAL APPLICATIONS

LUTREX
LIGHT & DESIGN

3555 N.W. 53rd Court,
Fort Lauderdale, Florida 33309
Tel.: 954-717-4155
Fax: 954-717-4157



Visit us at:
www.lutrex.com

LIGHT+BUILDING ASIA WILL LAUNCH IN 2003

Messe Frankfurt Singapore has announced the launch of Light+Building Asia in 2003. The show will premiere September 30-October 2 of next year at Suntec Singapore. Building on the Light+Building show in Frankfurt, the Asian event will serve as the trading platform for the Asia Pacific market and present under one roof: lighting, electrical engineering, ventilation and air-conditioning and home and building automation. Other building services to be represented include lifts and escalator engineering, elevator and underground parking management systems, sanitary engineering and solar technology. The Building Performance Convention, which will address technical and environmental issues, will complement the exhibition. For more information, visit www.light-building.messefrankfurt.com or email linda.lim@singapore.messefrankfurt.com.

PEOPLE

Illuminating Engineering Society New York section VP **Timothy Pike** passed away on March 27, 2002. Pike began his career at Jaros Baum & Bolles in 1976 and his association with the IES in 1986. A memorial service was held April 26, 2000 in New York City.

Geoffrey Marlow has been named VP of sales and marketing at SPI Lighting.

Kate Lacroux has joined Robert Singer & Associates as lighting designer. **Melissa Conchilla** has been named associate in charge of Robert Singer & Associates' new Denver office, which can be contacted at P.O. Box 21705, Denver, CO 80221; phone (303) 438-9417.

Waldmann Lighting Co. has named **Matthew Johnson** regional sales manager for the office products division and **Matthew Aebischer** regional sales manager for the

SOLATUBE CELEBRATES 10TH

Solatube International is celebrating its 10th anniversary in the U.S. The company's roots date back to the 1980s when an Australian inventor designed and patented a light-capturing system for the rooftop. Solatube Ltd. was formed in Australia in 1986. In 1992, Solatube North America was established and opened office in Carlsbad, CA. To contact the company, phone (760) 597-4400, fax (760) 599-3099.

LEUCOS & LUMINA TEAM UP

Leucos has announced that it is now the exclusive U.S. distributor for Lumina, which was founded in Milan in 1975 by designer Tommaso Cimini. Currently sold in more than 30 countries, Lumina's products are primarily fabricated in metal, providing an ideal balance to Leucos' decorative blown-glass offerings. For more information, contact Leucos at phone (732) 225-0011, fax (732) 225-0250.

architectural and office lighting division.

Syska & Hennessy has named **Rob Friedel** and **Cyrus Izzo**, PE senior VP.

Greg Lindquist has joined A.L.P. Lighting Components as eastern regional sales manager.

Lighting designer **Michelle Wilson** has joined ILA + Zammit Engineering Group.

Tsoi/Kobus & Associates has promoted **Michael A. Bush, AIA**, **Carol S. Chiles, AIA** and **Ellen A. Watts, AIA** to principal/VP and **J. Erik Mollo-Christensen, AIA** and **David M. Owens, AIA** to principal. **Barbara A. Carpenter, Greg A. Luongo, AIA**, **Richard A. Moon, AIA**, **Choy Ng, AIA** and **Jack D. Synnott, AIA** have been named associate principal.

2002 SCHEDULED EVENTS

June 16-18 Southeast Regional IESNA Conference, Asheville, NC. Contact: Danny Yanusz (336) 605-5888, Jim Edmonds (336) 917-2011.

June 17-19 The Electric Show 2002, Jacob Javits Convention Center, New York. Contact: (800) 927-5007.

June 19 Lumen Awards Banquet, New York. Contact: (718) 951-6773, www.iesny.org.

June 24-28 LUX America 2002: The Sixth Pan-American Conference on Lighting, San Miguel de Tucumán, Argentina. Contact: (54) 381 4361036, www.unt.edu.ar/facet/dlumin/index.html.

August 4-7 IESNA Annual Conference, Salt Lake City, UT. Contact: Valerie Landers (212) 248-5000, www.iesna.org.

September 6-10 Maison&Objet, Paris-Nord Villepinte, Paris, France. Contact: 33 (0)1 44 29 02 00.

September 8-11 PLASA Show 2002, Earls Court One, London, UK. Contact Nicky Rowland, Clarion Events at (44) (0) 20 7370 8231.

October 2-3 2002 Design-Build EXPO, Adam's Mark Hotel, Denver, CO. Contact Patrick Wilson at (202) 454-7535.

October 18-20 LDI 2002, Las Vegas Convention Center, Las Vegas, NV. Contact: (800) 288-8606.

November 3-5 Fifth Lighting Research Office Symposium: Light and Human Health, Grosvenor Resort, Orlando, FL. Contact: (216) 291-1884 www.lighting-researchoffice.org.

Messe Appeal

A report on Light+Building 2002 in Frankfurt, Germany

BY DAVID HOUGHTON, PE, CONTRIBUTING EDITOR

Like many faithful Lightfair attendees, I have long been curious about the European equivalent—Hannover Fair, which has now morphed into the semi-annual Light+Building show at Messe Frankfurt. The long flight is worth it.

The scale of Messe Frankfurt is huge—over a million square feet of exhibits. The fair (*Messe* means fair in German) includes HVAC, building automation and residential lighting floors, but by far the biggest area is given over to commercial luminaires and lighting systems. Normally, I write about technology—and there is plenty of news here—but I was most impressed by the vast array of beautiful lighting fixtures, many of which have no direct comparison to American systems.

The Europeans have a relaxed attitude toward mixing business and pleasure. Most of the bigger booths have bars with beer and wine served as well as crostini sandwiches and bubbly mineral water. The drinking seems to start well before noon—I really don't know how they keep from falling asleep after lunch. The largest booths are like small theme parks, with multiple floors, pub areas, disco and live music, quiet rooms and areas for discussion and of course, some lighting equipment (OK, let's focus!). A disadvantage of the *laissez-faire* attitude is the proliferation of cigarette and cigar smoke throughout the show—be forewarned.

Many booths at Messe Frankfurt are laid out like art galleries. As you pass through hallways and rooms, the luminaires are displayed with cards on the wall that state the name of the fixture and the designer. Names such as Van Lierde, Maurer and Foster, while perhaps not household words, are nevertheless spoken with reverence. This is one of the critical differences between European and American lighting fixtures. While our equipment seems to be designed by committee, in Europe, luminaires are the expression of one person's vision. The result is often a piece of jaw-dropping beauty, though occasionally, the functionality of the system may leave something to be desired.

Italian firms have a strong presence at Messe Frankfurt. Design awareness permeates Italian culture: Objects as mundane as cabinet hinges or light switches are elevated to the status of artwork through their functionality and beauty. Luminaires from Artemide, Luceplan, Prandina and countless other Italian companies—many of which you and I have never heard of—showed bold creations that blur the line between engineering and art. One of these is StarLed, a "21st-century candle" from Luceplan. A graceful metal "candlestick" containing AA batteries terminates in a beveled cone of light provided by white





Light+Building impressed with its scale, encompassing over a million square feet of exhibits and featuring more 2,000 exhibitors. Shown is Hall 3.

LEDs. A colored bezel twist-switch completes the piece.

The Germans are also adept at the alchemy of turning light into art. One of my favorite luminaires from the show—and one that made me laugh out loud—was Campari by the Munich designer Ingo Maurer: a suspended PAR30 lamp surrounded by small red Campari soda bottles. The effect is a liquid cone of ruby-colored light. I suppose if you want orange light, you could substitute Fanta bottles, but don't suggest that to the curators at Frankfurt's Museum für Moderne Kunst (Modern Art Museum), where Campari is currently exhibited.

The Europeans seem unafraid to use the T5/HO lamp in a bare configuration. For example, the Spina linear pendant from the Swiss firm Ribag Licht is a pair of T5s that float all by themselves. Perhaps some of the examples I saw were dimmed, but they did not seem to cause a glare problem.



Above: Ingo Maurer's Campari (left) features red soda bottles surrounding a PAR30 lamp. Bakerygroup from Prandina (center) is one of several luminaires shown that use frosted glass, acrylic, fabric or paper to create a form around the lamp. Ribag Licht's Spina (right) floats a pair of T5s in a bare configuration.

FITTING REMARKS




Take a linear fluorescent, rotate it 90 degrees and mount it like a tiki torch stuck into the sand. Add some perforated metal or an acrylic cylinder and you have a vertical floor-mounted fluorescent. There were numerous examples of this simple idea that casts a pleasing and unusual sidelight. Variations included the Brasilia from Se'lux (Berlin), which uses two lamps side by side encased in a lucite rectangle and an offering from Santa & Cole of Spain that created a tower of primary-colored panels called La Bella Durmiente (Sleeping Beauty).

In a revision of the widely used, and now largely shunned, halogen torchiere, there were many fixtures with a flat box uplight atop a pole for mobile indirect lighting in office environments. A good example is the Level MDT from the Swiss company Regent (distributed thru Focal Point in the U.S.). Two 55W compact fluorescent lamps are mounted in the flat panel. A rocker switch on the side allows the lamps to be dimmed, and carefully designed perforations in the bottom provide a downlight component with excellent lateral cutoff. The fixture is available with built-in photosensor and occupancy sensor. There were at least a dozen other similar fixtures at the show, using different materials, finishes and optics. Zumtobel Staff's version, the Ice Cube, is a translucent block with colored trim and smaller tri-tube compact fluorescent lamps.

Many companies showed luminaires that create a form around the lamp using frosted glass, acrylic, fabric or paper. My favorite example of this is the Bakerygroup by Prandina (so named, perhaps, because large round loaf-shaped creations are the result). Enclosing a volume is an effective way to reduce brightness and create the softbox effect used by photographers—a very flattering light to be seen in, as it does not create shadows on faces. Another example is the Blob by Foscarini—colored and white acrylic lumps that lay on the floor, some with seating possibilities.

(Continued on page 13)

Pedestrian Zone Luminaires



KIM LIGHTING

16555 East Gale Avenue
City of Industry, CA 91745
626/968-5666

www.kimlighting.com

Bounce™



(Continued from page 10)



Artemide, the Milanese company, deserves special mention for its numerous brilliant designs (and also because it has wide distribution in the U.S.). The Ra System is a plane of metal that includes T5 D/DI luminaires along the sides, tracks for accent lights and communication components such as video cameras and suspended flat-panel LCD screens. Sui is a small task light that uses 21 white LEDs; unplug it and it runs on the rechargeable battery for four hours. Logico is a suspended downlight of frosted glass that looks for all the world like translucent curtain fabric: The random shapes are actually carefully designed to allow units to fit together into a larger luminaire. Pipe Sospensione is a clear-rubber-coated flex conduit that terminates in a compact fluorescent spotlight, creating the effect of a curious eyeball at the end of a long nerve. It was custom-designed for a Swiss building, but the company now offers it in a ceiling-attached configuration and as a floor-mounted unit.

Two large floors of the Messe Frankfurt were dedicated to residential luminaires. Highlights included graceful pendants from Saija Accordo (Milan), clean surface-mount luminaires from Peill+Putzler (Germany), bold designs from Av Mazzega (Murano, Italy) and the freestyle creations of Salih-Mehkici of Paris that are an explosion of wire and color.

Many outdoor luminaires for pedestrian, parking lot and roadway lighting are now using an "indirect target" strategy that aims a light upward at a reflective surface; the light then bounces back down toward the ground. While this arrangement can produce some very striking luminaire designs, it is potentially a light pollution disaster unless the light is accurately pointed at the target. The efficiency must certainly be lower than direct luminaires, which also offer more photometric control.

The Schreder Group GIE of Belgium showed a beautiful new outdoor luminaire called Thylia. Compact, full-cutoff downlight heads are mounted atop gracefully curved stems at heights to suit pedestrian or parking applications, and the central "trunk" is available in a faux-palm-tree texture. A Thylia luminaire can have up to four stems and lamps up to 150W metal halides.

TECHNICALLY SPEAKING

Most European fluorescent systems use electronically ballasted T5 lamps. There are plenty of incandescent accent lights and many favor the small



Far left: Many outdoor luminaires for pedestrian, parking lot and roadway lighting incorporated an "indirect target" design.

Left: Lumileds, the joint venture between Philips Lighting and Hewlett Packard, drew crowds with its display of white LEDs.

double-ended halogen lamps. There seems to be less reliance on screw-in PAR lamps than in the U.S. Compact fluorescents are put to use in every conceivable way, usually with the plug-in 4-pin base. Of course, continental electrical systems use 220V at 50hz, but this difference can be handled in ballast design. While the majority of companies that I spoke with either had North American distribution or were seeking it, a significant minority was content to just serve the European market, seemingly for cultural rather than technical reasons.


A German company called GlasPlatz showed some startling technology: white LED chips sandwiched in conductive glass plates with resin filler. The effect is one of sprinkling tiny white lights in clear glass. Separate control leads can be etched into the plates to create moving signs or dynamic

logos. GlasPlatz is looking for U.S. distribution.


Aura is a Swedish company with super-long-life fluorescent T8 and T5 lamps—45,000 hours at three hours per start. They do this with a combination of extra phosphor coating, a mercury absorption shield, higher argon gas pressure and a cathode shield that redeposits the barium oxide on the cathode, much like halogen capsules that recycle tungsten onto their filaments. Aura lamps require program-start ballasts to get the long life (they use the term "warm start").

While it seemed that half of the world's reserves of extruded aluminum must be contained within the grounds of Messe Frankfurt, there was also a great reliance on plastic. The German company Norka, which specializes in industrial fixtures for tunnels and corrosive environments, makes luminaires almost entirely out of fiberglass and polycarbonate. When asked about U.S. distribution, Norka's rep replied, "the Americans don't like plastic luminaires." (Norka luminaires are actually available in the U.S. through the JJI Group.)


Lumileds, the solid-state lighting joint venture between Philips Lighting and Hewlett Packard, had a small but busy booth. The new Luxeon 5W LED puts




Form, Function, Flexibility.





architectural cove lighting




T-5 cove system





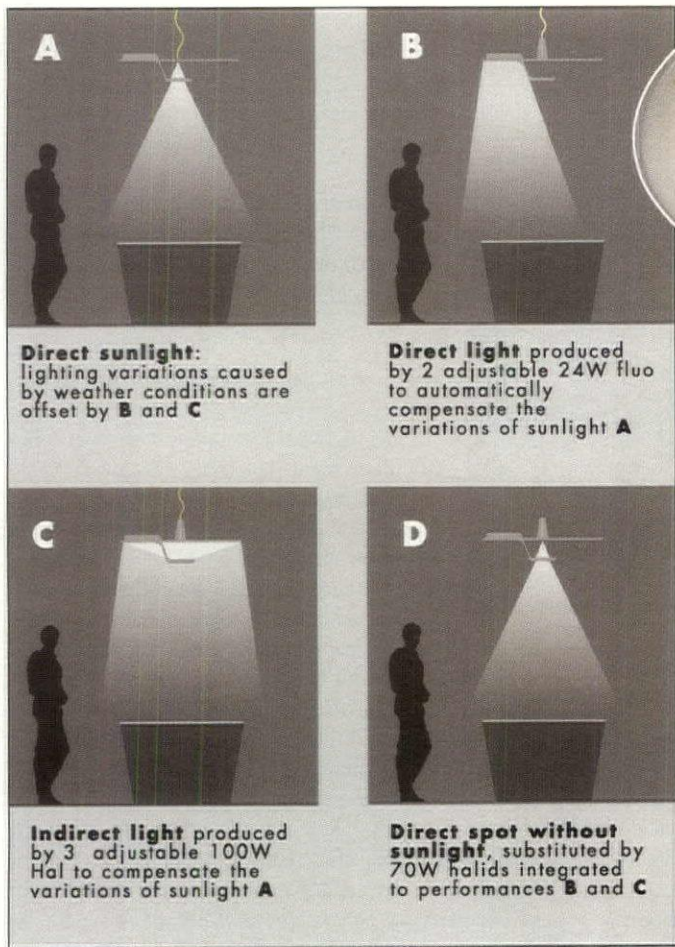




Lightfair 2002 booth #1634

www.electrix.com

Tel 203.776.5577 Fax 203.624.7545



A
Direct sunlight: lighting variations caused by weather conditions are offset by **B** and **C**

B
Direct light produced by 2 adjustable 24W fluo to automatically compensate the variations of sunlight **A**

C
Indirect light produced by 3 adjustable 100W Hal to compensate the variations of sunlight **A**

D
Direct spot without sunlight, substituted by 70W halids integrated to performances **B** and **C**



Europe is pursuing solar technology with products such as Zeno from Luceplan. The Zeno is a large disc that combines fluorescent, halogen, metal halide and fiber-fed daylight to produce uplight and downlight.

allowing the unit to be placed at the center of a small parabolic reflector, creating a solid-state spotlight equivalent that put out the same lumens and center-beam candlepower as a 10W MR16. In a further exploration of directional LED technology, Lumileds is working with an Italian automotive company to develop an LED headlight; Scott thinks that in a few years, *all* automotive lighting could be solid-state. Lumileds is also teaming up with Color Kinetics on a panel lamp with a "tunable white point" that blends LED colors to obtain white light in the color temperature range from 2200 to 5000K.

SOLAR POWER

Europe is pursuing solar technology fairly aggressively, and a few companies displayed outdoor luminaires with built-in PV panels. The Ecolux-AC from Econergy International (www.e-conergy.com) is billed as a "zero energy streetlight." During the day, the

PV panel on top produces as much electricity as the 70W metal halide will consume during the night. The grid-connected Ecolux could be valuable technology for afternoon-peaking utilities, since it adds peak generating capacity without reducing kWh sales. Another example was the Solar Waylight from Albrecht ElektroService GmbH (www.albrecht-service.de).

At least two projects shown at Messe Frankfurt attempt to pump solar lumens into the building through luminaires. The Zeno from Luceplan is a large disc that merges fluorescent, halogen, metal halide and fiber-fed daylight into a combination of uplight and downlight. An outdoor optical collector array—reminiscent of the Japanese Himawari system—is the source. Another system is the Sun Catcher from the German company Spectral—a mirrored box mounted on an exterior wall that bounces light into an indoor waveguide. Both of these systems looked intriguing...and expensive.

I went to Messe Frankfurt expecting to be amazed by European technology, but found that the gizmo factor was pretty much the same as here in the U.S. The real stunner was the clean and beautiful work by European designers. Anyone who appreciates the intersection of engineering and art should make the pilgrimage to Germany in 2004. ■

an impressive 120 lumens of directional white light. Keith Scott of Lumileds says the company is on track to create a 250-lumen LED within two years. A new lens design for the Luxeon kicks the light out sideways,

aggressively, and a few companies displayed outdoor luminaires with built-in PV panels. The Ecolux-AC from Econergy International (www.e-conergy.com) is billed as a "zero energy streetlight." During the day, the



Experience a New Level
of Lighting Control
w/our Hand-Retractable
360° Rotatable
Telescoping Spotlight.

LIGHT PROJECT INT'L INC.

The Low-Voltage Lighting Specialists

105 Executive Drive, Suite 210

Sterling, VA 20166-9558

Phone (703) 471-6411

Fax (703) 471-0312

www.lightproject.com

customerservice@lightproject.com

Circle No. 13 on reader service card or visit lightforum.com

All LPI products are certified by either:



Do you have our HUGE Architectural Binder? Call today!

Introducing

TELE-SPOT®

360° Telescoping Spotlight System

miniFlex™



Changing the way you light by changing itself.

Uplight, downlight, up + downlight.

Metal halide, compact fluorescent, incandescent.

Conical glass, gel filters, concentric rings.


It's your choice.



ARCHITECTURAL
AREA
LIGHTING

714.994.2700
fax 714.994.0522
www.aal.net

Circle No. 14 on reader service card or visit lightforum.com




Suitable for interior and exterior applications, **Architectural Area Lighting's** miniFlex wall sconce is offered in uplight, downlight or up/downlight versions. Construction is die-cast aluminum with stainless-steel arms and hardware. MiniFlex is available with a choice of six arm designs, accepts a range of incandescent, compact fluorescent and HID lamps and is equipped with a sealed lamp compartment that is IP-66-rated. Powdercoat finish is available in eight standard colors with polychrome primer. **Circle No. 60**




From **LightForm+**, Mitra features an expanse of patterned glass that floats beneath a compact fluorescent light source. The fixture is available in two models, the L601 Mitra 42-in. Round and the L602 Mitra 36-in. Square. **Circle No. 61**

Opera Nuda's Nora floor/table/wall lamp is a light object formed of Plexiglas sections that can be disconnected. The name refers to the old Roman town Nora and the fixture's slices of color refer to the layers of the earth and the development of time. The base element measures 14 x 14 x 22 cm. and the light element measures 16 x 30 x 12 cm. **Circle No. 62**



W.A.C. Lighting has introduced the 403 series of line-voltage pendants featuring decorative glass shades, designed in the shape of a snifter. Shades are available in red, blue and amber. Measuring 8 in. in diameter and 10 1/2 in. long (including the fitter), pendants are equipped with an inner glass to provide "white light" and can be adapted to any of W.A.C. Lighting's four track systems or used as a canopy-hung fixture. **Circle No. 63**




D'ac Lighting's Father pendants feature a teardrop-shaped outer and inner diffuser and domed canopy formed of hand-blown Italian glass. Offered in clear blue or translucent white opal glass, the outer shade measures 16 in. high and 10 in. wide. The inner shade is

white opal glass and accepts one 60W incandescent source. Illumination in the canopy is supplied by three 40W candelabra lamps and separately controlled. An optional non-illuminated polished chrome metal canopy is also available. Father is suspended via an adjustable metal stem and mounts to a standard ceiling junction. **Circle No. 64**




Neidhardt's Matrix series offers sconces, table lamps, floor lamps, pendants and ceiling fixtures that feature detailed metal fabrication finished in a textured bronze and a flexible, slide-on shade design to facilitate replacement. The shade material is an amber-hued, perforated paper backed by clear Lexan. Lamping options include two 75W A-lamp or two 13W compact fluorescent sources. **Circle No. 65**

From **Illuminating Experiences' Oty Light**, the Kio pendant is a modular fixture featuring movable arms, brushed steel construction and white Murano glass diffusers. Kio is suspended on four clear cables and uses 75W line-voltage bi-pin halogen lamps. The frame measures 27 in. with a maximum suspension height of 79 in. Two-, four- and eight-light models are available. **Circle No. 67**



Prescolite's Alum wall sconces are available in three styles. Staccato features a steel faceplate with a punched-square design and emits a direct/indirect light output. Svelte sports a smooth, clear acrylic faceplate and Allegro (shown) is characterized by a steel faceplate of seven linear slots. All fixtures use a single, horizontally oriented 26W quad-tube compact fluorescent lamp. ADA-compliant. UL- and CSA-listed for damp locations. **Circle No. 66**



Designed by Barbara Barry for **Boyd Lighting**, the Presidio Collection includes three sconces, five table lamps and a floor lamp. Fixtures are finished in Boyd Brass or Satin Black Oak. The Presidio double sconce (shown) sports a 16-x-5 1/2-x-7 1/2-in. rectangle box shade in oyster linen and projects 7 1/2 in. from the wall. The fixture can be mounted shade up or shade down and uses two 60W max. A15 incandescent lamps. UL-listed. **Circle No. 68**



ad LEUCOS ph STUDIO FUOCO

SPHERA family - design MATTEO THUN for LEUCOS

S



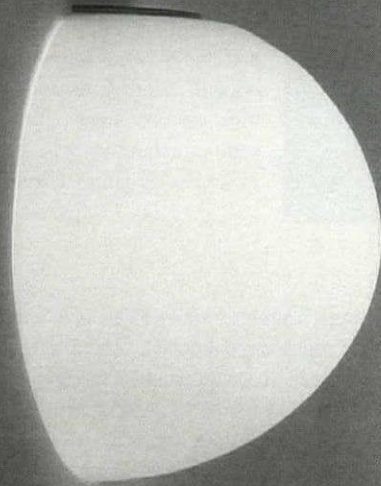
O

C

U

E

L



BRINGING ARTISTRY TO LIGHT

LEUCOS USA INC.-11 MAYFIELD AVENUE - EDISON, NJ 08837 Tel.(732) 225-0010 Fax.(732) 225-0250-leuco1susa@aol.com

liana™

The slimmest low voltage flexible track system available.




Mini Patrik Pendant



Wide range of fixture heads. UL Listed.


Lightfair Booth #802

Call for catalog 800.999.4540 translitesonoma.com




Designed by Yaacov Kaufman for Lumina, the Matrix series of pendant, wall and floor fixtures is now available in the U.S. through Leucos. The pendant (shown) features eight arms that can be moved vertically. Construction is aluminum alloy with stainless steel. Lamping options

include halogen and compact fluorescent sources. A four-arm pendant and a double-tiered, eight-arm pendant are also available. **Circle No. 69**




Nambé has expanded its lighting collection to include six new designs by Eva Zeisel, Karim Rashid and Neil Cohen. Measuring 13½ in. high x 3½ in. wide, Cohen's Crescent hurricane accent lamp features an opal matte glass cylinder supported by a semi-circular alloy base and accepts up to one 60W incandescent lamp. **Circle No. 70**


Advent Lighting's Marbles series wall sconces are punctuated by 25mm glass marbles in eight iridescent colors and opaque black. Marbles features formed back housings and marble containment plates that are fabricated from 1/8-in.-thick solid aluminum. Available in Square, Circle and Triangle shapes in varying sizes, the sconces provide up- and downlight and can be specified for use with a range of incandescent and fluorescent lamps. Marble patterns can be created from templates or original designs, with standard multi-color patterns also available. ADA-compliant. **Circle No. 71**



From Illuminating Experiences' Oty Light, Aco can be mounted in a concave or convex position on a wall or ceiling. Fixture joints can be moved to direct light. The frame is available in brushed steel or acrylic. Aco is 21 in. wide, 9½ in. high and 4 in. deep. Illumination is provided by two 150W halogen lamps or one 35W fluorescent lamp with electronic ballast. ADA-compliant. **Circle No. 72**



Designed by Philippe Starck for Flos, Cicatrices de Luxe are hand-blown, hand-engraved, leaded-glass crystal vessels used as diffusers for low-voltage lamps. Vessels vary in size and shape. Starck has composed the sparkling objects in four different arrangements, three of which—Cicatrices de Luxe 3, 5 and 8—are pendants. Luxe 8 (shown) consists of crystal vases that sit atop three glass tiers. The fourth, Cicatrice de Luxe 5 is a floor lamp featuring satin-finished, nickel-plated brass and providing both diffused and direct light. Luxe 5 uses a 13W fluorescent lamp. **Circle No. 73**




BARTCO *lighting*

Leading the Way...and Lighting It!



*BFL293 & BFL294
Plug Together Display Case Lighting System*

*Specializing in Luminaires for:
Display Case Lighting, Cabinet Lighting,
Shelf Lighting, Undercounter Lighting,
Cove Lighting and Task Lighting*



Phone 714/848-0892 Fax 714/848-6843 Web www.bartcolighting.com

Visit us at Globalshop & Lightfair 2002




Specification Grade Pars


Metal Halide Pars and ED17s



Pattern and Framing Projectors



Theatrical Display Fixtures



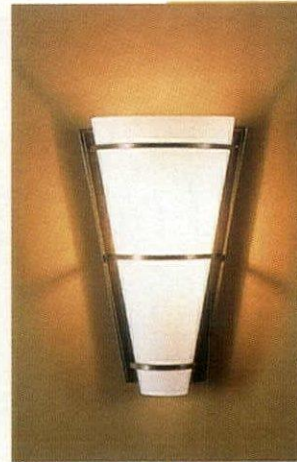
In the past fifteen years,
Times Square Lighting has added
numerous products for the
architectural and display fields.

Please take time to visit our website,
www.tslight.com. There you will find complete
specifications on our entire line of equipment. A full
line binder or CD is also available upon request.




5 Kay Fries Drive
Stony Point, NY 10980
(845) 947-3034
Fax: (845) 947-3047
www.tslight.com

Circle No. 18 on reader service card or visit lightforum.com




Nessen Lighting's Burlington, Equinox, Middlebury and Windsor (shown) wall sconces feature hand-forged wrought iron with natural iron finishes. A wrought-iron faceplate framing a glass shade characterizes the Burlington and Windsor sconces while Equinox and Middlebury combine wrought-iron elements with slate backplates and curved glass shades. Equinox, Middlebury and Windsor use one 60W candelabra incandescent lamp. Burlington is lit with one 100W medium-base incandescent lamp. Burlington and Windsor may also be specified to accept a 13W quad-tube compact fluorescent. ADA-compliant. C/UL-listed. **Circle No. 74**

From **R. Jesse & Co.**, the VN-350 and V-355 single-light, ADA-compliant wall sconces feature hand-blown white glass cups and are offered in antique iron, black iron, nickel, bronze, gunmetal and seal finishes. VN-350 measures 9 1/2 in. high, 3 3/4 in. wide and projects 2 1/4 in. VN-355 is 11 1/2 in. high and 3 3/4 in. wide with a 2 1/2-in. projection. Lamping is incandescent. **Circle No. 75**




Mica Lamp Co.'s Carmel Sconce was inspired by an American Arts and Crafts era design discovered in a northern California bungalow, circa 1900. The sconce features a "Two Birds in a Tree" motif and mica shade panels in orange amber or almond natural. Brass frame construction is available in dark copper, spotted copper and verde copper finishes. Carmel measures 15 in. high, 11 1/2 in. wide and extends 3 1/2 in. Illumination is provided by one 60W incandescent lamp. ADA-approved. **Circle No. 76**



Wila Lighting introduces the Gyroscope, which features a white, gyrosopic-shaped, satin-frosted glass shade that is attached to a recessed luminaire housing. The fixture accepts up to a 42W compact fluorescent lamp. Its glass tip is

available in blue, amber, red, green or opal glass. **Circle No. 77**

From **Eclipse Lighting**, the Bermuda series offers wall-mount sconces with housings in various polyester powdercoat paint colors as well as brushed aluminum; lenses are available in clear, smoke and color tints. Gasketed, heavy-gauge aluminum housing is available in 15- and 18-in.-sq.-x-8 3/4-in.-deep sizes. An optional ADA-compliant, 4-in.-deep housing is also available. Other features include rectangular front windows or solid fascia, optional custom shape windows and opaque top for dark-sky applications. Bermuda accepts fluorescent, metal halide, HPS and induction lamps. UL-listed for wet location use. **Circle No. 78**



Good ideas don't grow on trees -
They illuminate them.




Visit our Booth #2212 at LightFair



B-K LIGHTING
Quality to Last a Lifetime™

Circle No. 19 on reader service card or visit lightforum.com




Model FC3033823 from **Baldinger Architectural Lighting's** Finlandia Collection was designed by architect Juha Leiviskä. The fixture uses one 100W A-lamp, has a 23³/₄-in. diameter and is formed of aluminum painted matte white. Leiviskä's series includes additional pendant styles, a table lamp and floor lamp. **Circle No. 79**




From **D'ac Lighting**, the Meridian family of decorative fixtures is characterized by curved aluminum housing segments fastened to one another via raised vertical seams. Pendants are offered in 8- and 3-in. housing depths and 9- and 16-in.-diameter lenses and are suspended via heavy-gauge aircraft cable from a standard ceiling junction box mounting. Sconces feature an 8-in., semi-circular housing with a 9- or 16-in. aperture. Ceiling-mounted versions are available with 8- or 4-in.-deep housings and 9- or 16-in.-diameter lens apertures. Various finishes are available. **Circle No. 80**

Bouquet with Moon from **Tech Lighting** is an ADA-compliant sconce sporting three Murano glass spheres on field-bendable stems affixed in their base. Diffusers are offered in Moon (frost white), Blue Moon (shown) and Moonstruck (patterned white) glass. Available finishes are chrome and satin nickel. Three 12V, 20W xenon bi-pin lamps are included. Bouquet with Moon is dimmable with a standard incandescent dimmer. Moon glass pendants are also available. **Circle No. 81**



Justice Design Group's Model 9825 is one of six sconces in the LightShelves collection that double as accessory shelves. Fixture is equipped with a tempered glass top shelf and measures 14³/₄ high, 7¹/₄ wide and 6³/₄ in. deep. Lamping options include one 60W A19 incandescent and one or two 13W PL-S fluorescent lamps. **Circle No. 82**



Jek from **Illuminating Experiences' Oty Light** is a transparent, ground-glass, plate-shaped wall sconce with a brushed steel frame. The fixture measures 4 in. deep and is offered in one-, two- and three-light models in lengths of 7, 13 or 18¹/₂ in. Lamps are exposed through the ³/₄-in.-thick glass plate to provide up- and down-light. Jek can be mounted horizontally or vertically and accommodates 75W line-voltage lamps. **Circle No. 83**



Xelogen

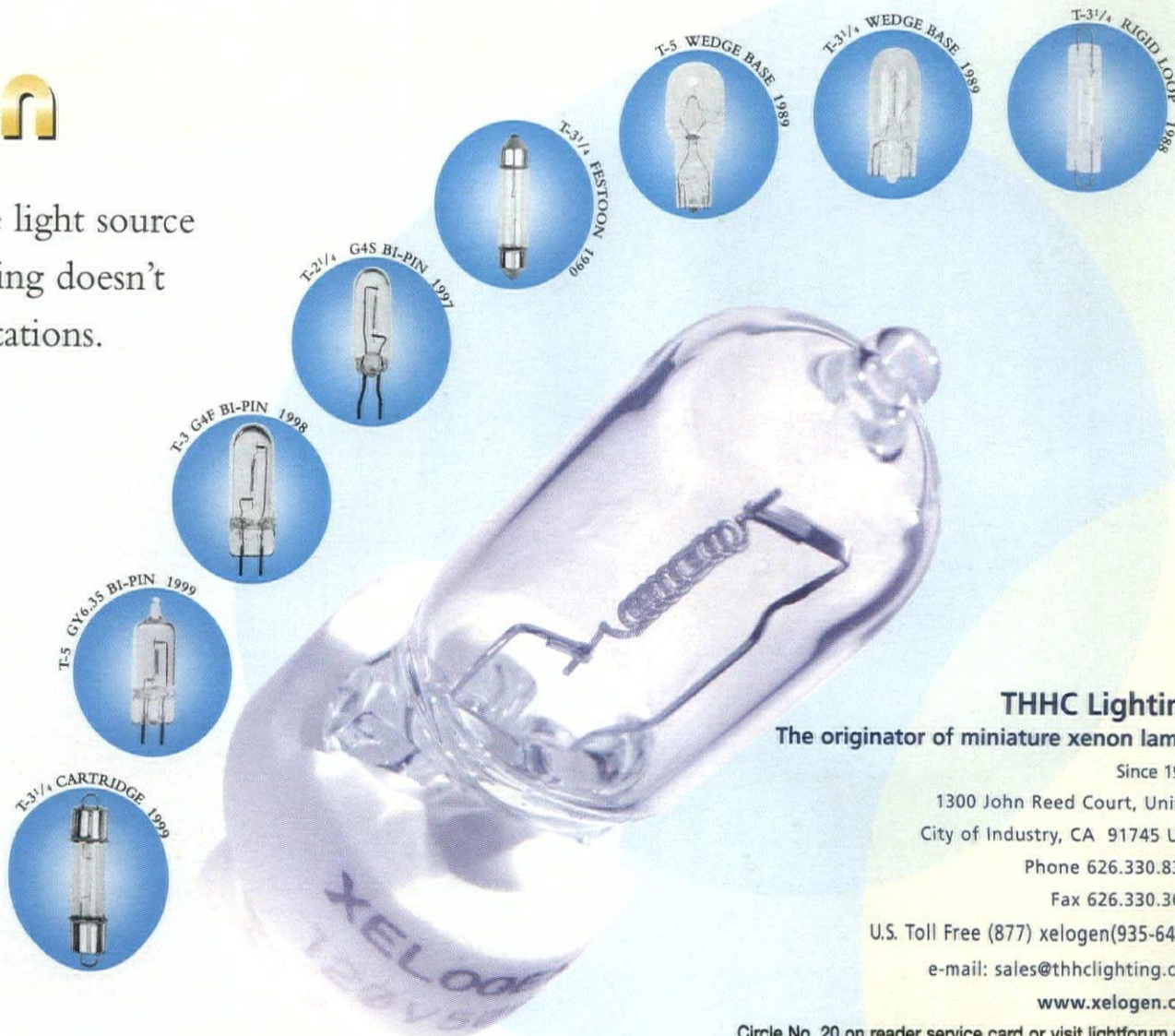
The great thing about the light source industry is the original thing doesn't cost anymore than its imitations.

**Get the real thing.
Get Xelogen.**

What is it: a light source utilizing the most advanced xenon technology available today.

What is so special: Up to 10 times the lamp life of competing products, low-pressured meaning safety, no hazardous UV rays, tolerance towards unstable voltage output, and much more.

Why should I care: Longer life saves you both the hassle and cost of installation. Low-pressured lamps minimize safety concerns and allow fixture designers more freedom since additional glass shielding is not required. No hazardous UV rays making Xelogen lamps safe around sensitive materials and artworks. Tolerance towards unstable voltage output means no more sudden lamp burnouts in boats, bus, and other automotives where voltage outputs are unstable.

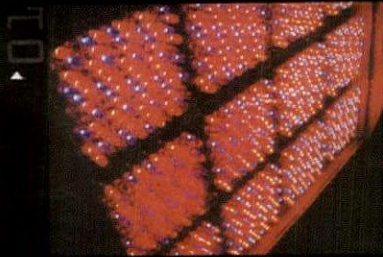


THHC Lighting
The originator of miniature xenon lamps

Since 1986
1300 John Reed Court, Unit D
City of Industry, CA 91745 USA
Phone 626.330.8368
Fax 626.330.3616
U.S. Toll Free (877) xelogen(935-6436)
e-mail: sales@thhclighting.com

www.xelogen.com


Circle No. 20 on reader service card or visit lightforum.com




LED



Mono-chromatic or RGB LED lighting systems for architectural and sign applications provide energy efficient, colorful illumination solutions with the additional benefits of low maintenance and long lamp life.



Fiber Optic EndGlow[®]



EndGlow[®] fiber optics for applications that demand flexibility, brightness and energy efficient "cold" light. The fiber optic light bar to the left is just one great example of the innovative products available from Super Vision.



Fiber Optic SideGlow[®]



SideGlow[®] cable is a safe alternative to neon. It can change colors, is virtually unbreakable and is energy efficient. Suitable for interior and exterior applications, it is engineered for maximum durability against the elements. SideGlow[®] cable is strong enough for amusement park rides, extreme cold weather or underwater applications. With no heat or electricity in the cable, many design restrictions are eliminated, creating a multitude of lighting possibilities.



SUPER VISION
INTERNATIONAL

8210 Presidents Drive
Orlando, Florida 32809
USA
tel 407.857.9900
fax 407.857.0050

www.svision.com

Circle No. 21 on reader service card or visit lightforum.com





From **Norwell**, The Hudson bath series features a solid-brass, ribbed cast backplate and cast globe holder reminiscent of early American designs. Fixtures use a 100W Edison incandescent lamp. The series offers one-, two- and three-light versions in a range of finishes. **Circle No. 84**

Derek Marshall Lighting's Genji pendant features solid cast-bronze arms with kiln-formed art glass lenses. Shown in streaked amber opal, the art glass is offered in a range of options. Arms are textured, patinated and polished before being waxed and hand-buffed. Genji weighs roughly 14 lbs. and measures 24 in. in diameter with a height of 9 in. exclusive of the brass stem. Stem lengths can be customized. Lamping options include incandescent, compact fluorescent and halogen sources. **Circle No. 85**




mini

plays into your design plans with our new Symphony MiniTrack Low Voltage Lighting.

From coffeehouses to display windows, this line orchestrates the importance of versatility and style in a size that literally fits between your fingertips.



ALWAYS ON



Groove includes five pendants and a wall-mount fixture designed by Regent Beleuchtungskörper AG and handcrafted by **Focal Point**. Housings, reflectors and canopies are each one-piece, precision-spun, 14-gauge anodized aluminum finished in polished satin. Reflector interiors feature a matte diffuse finish. Illumination is provided by triple-tube compact fluorescent lamps. The wall-mount model is equipped with a 340-degree swivel mounting arm and 9-degree tilt adjustment. **Circle No. 86**




From **New Metal Crafts**, Model #5095 is a reproduction of an 18th-century iron lantern featuring handmade leaves finished with distressed gold leaf accents. Wired with two tiers of three candelabra lamps, the fixture measures 46 in. high and 26 in. wide and is available in a verde green or rust finish. **Circle No. 87**

			CON-TECH LIGHTING 3865 COMMERCIAL AVENUE NORTHBROOK, IL 60062 T 800.728.0312 F 847.559.5505 www.CON-TECHLIGHTING.com
	FIXTURES TRACK ACCESSORIES		
	12V or 24V	25AMP	

VISIT US AT LIGHTFAIR BOOTH #2018

Circle No. 22 on reader service card or visit lightforum.com

ARCHITECTURAL LIGHTING




NoBody profile

Yes!

Enter 124

Monopol (Exterior)



Via



Server 224 down-up



Screen 124


 **DELTA**LIGHT



A division of
FAD LIGHTING
 TEL: 1 (954) 677 9800
 FAX: 1 (954) 677 1007
 info@fadlighting.com
 www.fadlighting.com
 www.deltalight.com




From **Bruck Lighting Systems**, Flight System is composed of two aluminum profiles attached by springed festoon lamps. The track is flexible and can be hand-bend for larger curves or factory-bent for smaller radii. The 6-ft. sections can be joined together as a typical low-voltage system. Flight offers a choice of semi-flush-mounted and suspended track systems. Lamps are available in standard clear or frosted, violet, blue, green, yellow, orange and red. Flight can also accommodate standard MR16 fixtures. **Circle No. 88**



Edison Price Lighting's Magic Wand ALR12 and Magic Wand ALR18 low-voltage adjustable accent lights are designed for use on the SightLine track system with Philips Aluminum Reflector lamps. Measuring 4³/₄ in. high, the fixtures feature a concealed, permanently tensioned swivel that rotates up to 350 degrees horizontally, adjusts 0 to 180 degrees vertically and then maintains the angle. Both fixtures use low-voltage halogen lamps in a range of wattages and accept a combination of any two optical accessories such as color filters, spread lenses, a beam smoother and a UV filter. **Circle No. 89**

From **W.A.C. Lighting** comes a new line of compact fluorescent wall-washer trackheads and louvers available in five different wattages. The fixtures can be adapted to four of W.A.C. Lighting's track systems. Each track head is offered in either white or black finishes. Louvers are available in black, white or clear



FC Lighting's Arena performance-grade track lighting fixtures boast a double-compartment housing that utilizes a thermoplastic barrier to prevent heat from building up and affecting the performance of the enclosed ballast. Formed of extruded aluminum, fixtures rotate 350 degrees with a 90-degree vertical adjustment and are available in various sizes. Lamping options include low-voltage and HID sources. Arena is offered with an assortment of mounting options as well as accessories such as barn doors, louvers and colored glass filters. **Circle No. 92**



From **Cooper Lighting**, the Halo L2790 gimbal-styled, low-voltage track fixture is illuminated with one 75W AR11 lamp. The fixture sports a round socket cup design that allows for a symmetrical appearance and clamps on the lamp to eliminate the need for wiring or wiring nuts. Halo L2790 accepts louvers and color filters. **Circle No. 91**




Designed around ceramic arc metal halide lamps, the MH₂ track fixture series from **Juno Lighting** features a modular ballast/fixture format that reduces fixture size and includes spotlight, flood/wall-wash and pendant fixtures that accept PAR20, PAR30, PAR38 and ED17 ceramic arc metal halide lamps. Also available, Conix and Pro-Gimbal Ring spotlights feature aiming and rotation locks that maintain consistent focus throughout multiple relamping cycles and can accept two light control lenses, louvers and/or color filters. Both are available in matching halogen PAR lamp and low-voltage MR16, PAR36 and AR111 versions. **Circle No. 93**




The line-voltage Track Collection from **Ruud Lighting** offers a variety of fixtures that accept PAR20, PAR30 and PAR38 halogen lamps. The switch design eliminates intermittent electrical flow via the use of a phosphor bronze in the connector contacts, which prevents power loss between the fixture and the track bar. Shown is the Universal, model TRG3R. **Circle No. 94**




Navitar's Hi-Lite S is a low-profile, track-mountable, video-conferencing fixture. The fixture is equipped with an opal Plexiglas diffuser and uses two compact fluorescent T5 lamps. Hi-Lite S can be rotated and tilted up to 180 degrees and comes with a 15-ft. power cord, a safety cable kit and a 2-ft. piece of track, allowing it to be mounted on a suspended ceiling. **Circle No. 95**



The XT system from **H.E. Williams** offers indirect and direct/indirect fixtures that attach to the XT-TRNK wireway, which can be surface-, cable- or pendant-mounted. Direct/indirect models may be specified with a solid or perforated, 20-gauge steel reflector. Parabolic louvers are also available. Fixtures feature 22-gauge, die-formed cold-rolled steel housings finished with a non-glare white powder coat and a five-stage iron/phosphate prepared metal. Lamping options include T8, T5 and T5/HO fluorescent sources. Fixtures are available in nominal lengths of 4, 8 and 12 ft. **Circle No. 96**






light magnate

MT6	LAMP TYPE	T6 METAL HALIDE	
	VOLTAGE	100, 120, 220, 240, 277	39-150 watts
	DIMENSION	10.4" (264mm) x 9" (229mm)	UL / CUL / CE listed
<p>Seductive and powerful, the MT6 Series features an optically precise reflector, simple re-lamping from the rear, and an internal accessory cartridge. Ceramic Metal Halide technology makes this a brighter, and more efficient light to enhance any interior space.</p>			
<p>Lighting Services Inc The premier specialty lighting manufacturer.</p>			





The Tubular Single Swing Arm Wall Lamp from **Hinson** first appeared in the original George Hansen catalogs of the early 1950s. The fixture, available in brushed brass, English bronze, matte nickel or polished brass, extends 14½ in.; the backplate is 3 in. wide and 4½ in. high. **Circle No. 97**

Soon from **Tobias Grau** incorporates a large number of identical, adjustable elements made of translucent plastic so that it can be altered to suit individual needs. Each lamp can be modified to produce different effects. Soon can be used on a stand base as a table clip-on or wall attachment. 50W halogen, 12V double switch. **Circle No. 98**




The Chorus twin-component indirect/direct office lighting system from **Waldmann Lighting** allows lighting to be controlled according to individual optical needs and the nature of the work involved. The Chorus Uplighter line provides highly diffused light, which creates natural ambient lighting conditions. The uplighters, which radiate light at the ceiling, complement Waldmann's direct workplace task lights. The direct Twin-C component office task light provides direct and glare-free light to the document area. **Circle No. 99**



The L7 Aurora Double Pendant Desk Lamp from **Cherry Tree Design** features cherry with a natural slate base, double pendants and a wood pull and chain.

The fixture measures 22 in. high, 20 in. wide and 7 in. in diameter. Each pendant uses a 60W incandescent lamp. A variety of facing options is available. **Circle No. 100**


Waldmann Lighting's Montreaux E adjustable task light features a three-position switch built into the head to provide a choice of 50- or 100-percent lumen output (550 or 1100 lumens). The fixture uses one 18W compact fluorescent lamp and an electronic ballast. The articulated arms are offered in three styles: single, twin vertical and twin horizontal. The twin horizontal arms mount via a furniture panel bracket that fits over 60 open-office furniture systems. Other mounting options include a table clamp, wall bracket and designer table bases. **Circle No. 101**



The Crane Lamp from **Ott-Lite** features a double-jointed neck that extends and rotates to cover broad areas while counterbalancing tension springs and a weighted base provide stability. The head swings side to side and adjusts up and down. Space-saving, clamp-on conversion attachment included. The fixture is available in graphite gray. A specially designed 18W tube is included. **Circle No. 103**

Super Archimoon, designed by Philippe Starck features a painted steel and technopolymer base. The three-jointed body of the lamp is painted aluminum with steel springs. The fixture can fold down to 89½ in. and open up to 122½ in. The shade is plisse fabric over an opal glass diffuser. From **Flos**. **Circle No. 102**






Mimic, part of **SMED's** collection of task lighting features an 18W compact fluorescent lamp. Mimic offers single-, double- and rail-mounted arm configurations for specific lighting needs. Mounting options include freestanding base, an edge clamp and rail mount. Mimic features a three-axis joint between the head and the arm for position flexibility. A "glow ring" touch-sensitive dimmer lets the user choose 100- or 60-percent light output. **Circle No. 105**



The Laptop Lamp from **R. Jesse & Co., Inc.** is designed for institutions of learning, offices, lobbies, conference rooms or residential applications. The fixture is a custom creation designed by Marguerite Rogers for the Yale University, Berkley College Library. The fixture contains an outlet at its base for laptop or cell phone connection, combining classic looks with modern technology. The Laptop Lamp features a twisted wood stem with a socket reminiscent of a burning candle and a rustic rawhide shade. The lamp stands 29 in. high and is shown here in walnut. Other custom wood options are available. **Circle No. 106**




The Lumina Collection from **Leucos** includes Daphne, designed by Tommaso Cimini. The fixture operates with a 50W 12V halogen source. The metal fixture features an articulated arm and a diffuser pivoting on 360 degrees. The base of cast iron is finished in black varnish. **Circle No. 104**

Lighting Designed for Sophistication...



And Functionality



The Montreaux

This adjustable 2 level light has been beautifully designed for multiple work environments. Its sleek head features our parabolic louver design that directs light evenly and virtually eliminates glare from any VDT position. Montreaux's fully articulated arm comes in three arm styles, single vertical, twin vertical, and twin horizontal. Choose from an array of mounting methods that include clamps, wall brackets, table bases, or panel brackets that fit over 70 office furniture systems. Ten year warranty.



Waldmann Lighting


800.634.0007 • 847.520.1060 • Fax: 847.520.1730 • www.waldmannlighting.com



From **Engineered Lighting Products**, new Hole-In-The-Ceiling downlights are offered in three sizes with round or square 4 1/2-, 6- and 8-in. apertures. Once installed, the fixture appears as a custom-formed drywall "light niche," with no metal or trim visible in the normal viewing angle. The GRG (fiberglass-reinforced gypsum) casting mounts directly to stud construction and allows 5/8-in. gypsum-board construction butting the fixture. Interior aluminum and cold-rolled steel components are TGIC polyester powdercoated. Lamping is compact fluorescent, incandescent and metal halide. C/UL-listed. **Circle No. 107**

ly to stud construction and allows 5/8-in. gypsum-board construction butting the fixture. Interior aluminum and cold-rolled steel components are TGIC polyester powdercoated. Lamping is compact fluorescent, incandescent and metal halide. C/UL-listed. **Circle No. 107**

From **Prescolite's Alum Technical Collection**, Lunis offers recessed, surface, pendant and cable-mounted fixtures that use 40W and 50W circular T5 fluorescent lamps. Light control options are available including clear Alzak louver, silver or matte white painted louvers, diffused lens or collector lens. The clear Alzak louver exhibits sharp cutoff characteristics required for IESNA RP-1 recommended luminance criteria. Surface, pendant and cable-mounted models are available with direct or direct/indirect light distribution. Construction is lightweight aluminum and cold-rolled steel. UL-listed for damp locations. **Circle No. 108**




The Maya Collection from **Targetti North America** consists of single and multiple low-voltage downlights that can be mixed or matched for ambient applications in a range of environment. The fixtures feature an inverted translucent glass stepped-ring design, reminiscent of Mayan temples and mount flush to ceiling surfaces. The translucent glass trim is offered in clear frosted or blue finishes. Illumination is provided by a 50W 12V halogen lamp. C/UL-listed. **Circle No. 109**

The Maya Collection from **Targetti North America** consists of single and multiple low-voltage downlights that can be mixed or matched for ambient applications in a range of environment. The fixtures feature an inverted translucent glass stepped-ring design, reminiscent of Mayan temples and mount flush to ceiling surfaces. The translucent glass trim is offered in clear frosted or blue finishes. Illumination is provided by a 50W 12V halogen lamp. C/UL-listed. **Circle No. 109**




Juno Lighting's Aculux recessed lighting products feature low-brightness apertures, aiming capability and locks, multiple trim functions with matching apertures for general room illumination, accent lighting, wall washing and shower lighting. Fixtures are

Air-Loc-rated for energy savings. Aculux accepts a range of halogen, incandescent and compact fluorescent sources. **Circle No. 110**




From **Zumtobel Staff Lighting**, Pinhole Downlights feature 358-degree horizontal lamp rotation and 45-degree maximum vertical tilt. The fixtures are illuminated with an MR16 lamp and can be relamped without unlocking the settings. The Pinhole Downlight features a 1 7/8-in. knife-edge aperture. A trimless version is also available. **Circle No. 111**




The Gotham AF series from **Lithonia Lighting** consists of 6-, 8- and 10-in. compact fluorescent downlights specifically designed for triple-tube lamps in one-, two- and three-lamp configurations.

Fixtures incorporate Gotham's Bounding Ray Optical Principle to ensure glare control, uniform aperture appearance and lamp cutoff. A mechanical trim retention system is standard on all fixtures for a snug-to-ceiling trim fit. **Circle No. 112**



Edison Price Lighting's Arclite T6 DWW is a recessed 7-in. aperture, lensed double wallwasher that uses a 70W or 150W T6 ceramic metal halide

lamp with an electronic ballast. The optical system consists of two specular clear reflectors and a partially sandblasted medium flood spread lens. To meet local code requirements, an instant-on auxiliary quartz lamp is available as an option. The Arclite T6 DWW was developed in a project co-funded by the New York State Energy Research and Development Authority (NYSERDA). **Circle No. 113**




Ardee Lighting's Varianti and Focus recessed downlights and trims are available in two sizes to accommodate MR11 and MR16 lamps. Varianti trims feature three concentric rings and allow 355-degree rotation and 45-degree pivot, while Focus' dual-trim ring fits flush to the ceiling surface. The concentric trim ring design allows relamping without removing the entire trim and provides

a cooling vent. Formed of spun aluminum, fixtures are available in white, black or metallic silver powdercoat finish. Natural brass models are finished in polished brass, chrome, matte aluminum and black nickel. Inner and outer rings may be specified in different colors. **Circle No. 114**



From **W.A.C. Lighting's** series of low-voltage, miniature recessed lighting fixtures, Miniature Recessed Trim Style HR-836 measures 3½ in. in diameter, 2¼ in. in depth and has a cutout of 3 in. Available finishes are black, white, polished brass and brushed nickel (shown). Miniature Recessed Trims can be used with or

without the housings. **Circle No. 115**



Multilum recessed accent modules from **Prescolite's** Alum Technical Collection are avail-


able in one-, two- and three-lamp square and rectangular-shaped models. Each lamp is independently adjustable in 5-degree increments up to 358-degree horizontal and 45-degree vertical rotation. The segmented trim frames each lamp in a multi-lamp configuration. An open trim frames only the perimeter of the housing. Lamping options include PAR38 and PAR38 halogen and metal halide, low-voltage AR111 and MR16 halogen sources. Various lens and color filter options are available. Finish is Zet metallic silver powdercoat enamel. **Circle No. 116**



Targetti North America's BTT low-voltage downlights are contained within a 12-x-6½-x-4-


in., die-cast aluminum housing that recesses into ceilings, leaving only the downlight opening and its anti-glare black baffle visible from below. A square model is also available with a square die-cast aluminum trim. BTT accepts various 12V dichroic halogen lamps to produce distribution patterns ranging from focused spot to 6-ft. beam spread. UV and dichroic glass filters in clear, blue, green, red or yellow are options. Adjustable mounting brackets allow for 5 in. of vertical adjustment. UL-listed. **Circle No. 117**

From **FC Lighting**, Turbo series specification-grade downlights accept up to 26W quad-tube compact fluorescent lamps in the 14-in. aperture model. Turbo's reflectors have undergone a vacuum-vapor deposition process to produce a 95-percent reflectivity, according to the company and an iridescence-free, highly specular finish. The vacuum-metalized series includes a range of sizes and squares. Parabolic louvers designed for high cut-off angles are available as well. **Circle No. 118**



Designed for use with CDM MasterColor or ConstantColor CMH T6 ceramic metal halide lamps, **Zumtobel Staff Lighting's** MH-T6 downlight is offered in a 6-in. aperture for 39W and 70W lamps and a 7-in.-aperture version for 70W and 150W lamps. **Circle No. 119**

Standing Tall!



© Tom Bonner

Phoenix Products Company, Inc. is proud to illuminate the Los Angeles City Hall building.

Lighting Design Team

Horton Lees Brogden Lighting Design
Heather Stagl, Teal Brogden, Emily Koonce,
Frank Gerardo and Angela McDonald


Choose the Phoenix Intrigue™ Series for luminaires and accessories to make a design statement on your next lighting project. Please call us or visit our web site today.

PHOENIX®

TEL: (414) 431-2353

kromfoe@phoenixproducts.com
www.phoenixproducts.com

Circle No. 26 on reader service card or visit lightforum.com




From **Se'lux Corp.**, the M100 is offered in recessed, semi-recessed, suspended and surface-mounted extrusions and can be mounted vertically or horizontally for direct and indirect illumination. Fixtures can also be adapted to track systems or joined in continuous linear patterns or configurations. M100 accepts T5 and T8 fluorescent and MR16 lamps. M100 can integrate into a variety of ceiling systems. **Circle No. 120**



From LightSpace, a division of **Boyd Lighting**, Whisper indirect and direct/indirect lighting fixtures feature a 1 1/2-in. profile and 6-in. width. The Whisper uplight and louvered accent models are offered in 4-, 8- and 12-ft. lengths and use T5 and T5/HO fluorescent lamps. The Whisper halogen downlight model comes in 4-, 8- and 12-ft. lengths and uses a combination of T5 or T5/HO fluorescent and MR11 lamps. Available finishes are satin aluminum, matte white or a choice of eight colors. Pendants can be suspended via aircraft cables or stem-mounted. **Circle No. 121**

Designed by industrial designer Hartmut S. Engle for **Zumtobel Staff Lighting**, Ethos is only 1 7/16 in. high, features a curved end cap and is offered in 4- and 8-ft. lengths. Side-lit perforation detail is optional. Ethos can be used as an individual fixture or in continuous runs. Ethos E accepts two T5 or T5/HO lamps and provides an indirect light distribution up to 130 degrees. A single-lamp T5/HO model, three-lamp profiles and a larger T8 version are also available. Standard finishes are white or titan. Stainless-steel finish is optional. **Circle No. 122**



Peerless Lighting's Lightedge extruded, anodized aluminum fixtures feature extruded end caps and are offered in a range of angular and curved profiles in indirect or slotted indirect/open versions. Fixtures are available in modular 4-, 8- and 12-ft. sections and in



custom lengths of up to 24 ft. A system of steel alignment pins and set screws aligns and secures fixture sections, end caps and joiners in a variety of configurations. Lightedge uses T8, T5 and T5/HO lamps. Optical systems meet IES requirements for ceiling uniformity and reduced glare on computer and video screens. **Circle No. 123**

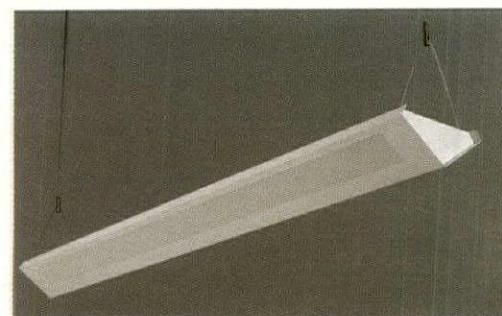


From **Lam Lighting Systems**, the HPD Series offers drop-in cove lighting fixtures in 2-, 3-, 4- and 8-ft. lengths. Housing is galvanized steel and reflector system is polished specular aluminum. Patent-pending baffle is also available. Illumination is provided by T5, T5/HO


or T8 sources in one- or two-lamp configurations placed at one end or in the center of the cove. Optional quick-connect wiring and end brackets enable fixtures to be snapped together for continuous-row applications. A variety of baked enamel finishes is available as well as a Natatorium Construction option. **Circle No. 124**




The Metalux Basix striplight from **Cooper Lighting** can be surface-, cable- or stem-mounted in stand-alone or continuous-row configurations. Equipped with steel endplates, Basix is offered with eight optic choices, including Taper, a tapered lower perf shield with a perf upper reflector; Half Round, which features a half-round perf lamp shield; Perf Uplight, a perf light screen; and perf Arch, a stem-suspended partial perf shield. Other stem-mounted models are Perf Mono, Frost Arch and Frost Mono. Finish is matte white. Basix uses one or two T8 lamps. **Circle No. 125**



H.E. Williams' AI5 is a 20-gauge, die-formed steel indirect fixture suspended by standard "Y" aircraft cables and equipped with a solid bottom. Direct/indirect models feature a 33-percent open perf component. Fixtures are available in one- and two-lamp cross-sections in 4- and 8-ft. nominal lengths. AI5 uses T5 and T5/HO lamps, features recessed end caps and boasts a 97.5-percent efficiency, according to the company. Electronic ballast is standard. Exterior finish is non-glare white textured polyester powder coat. **Circle No. 127**



D'ac Lighting's Mini Corcovado direct/indirect pendant measures 6 in. high and 3 7/8 in. in diameter at the bottom aperture and is equipped with a frosted glass bottom lens that shields glare and protects the lamp. Two metal aircraft cables suspend the fixture 60 in. from the ceiling canopy and serve as low-voltage current carriers. Illumination is provided by one 50W bi-pin halogen lamp. Spun aluminum housing is finished in a chip- and fade-resistant metallic gray baked enamel. Mini Corcovado can be modified for use on low-voltage track lighting systems. **Circle No. 126**




Ledalite's direct/indirect Meso X₁ offers balanced brightness from a single T5/HO lamp without the use of louvers or reflectors. Almost entirely luminous, the fixture features MesoOptics' holographically generated microstructures, which diffuse and control transmitted and reflected light. Meso X₁ is available in separate 4- and 8-ft. lengths as well as in continuous rows. The ballast and

through wiring are housed in a low-profile ceiling channel. Twin aircraft cables at 4-ft. intervals support the luminaire sections. **Circle No. 128**



ExcelLine's LoPro indirect and semi-indirect, die-formed steel fluorescent fixtures are available with a solid body or perforated housing design. LoPro is offered in 4-, 8- and 12-ft. segments that can be joined for continuous-row mounting. Solid units feature standard

reflectors in high-reflectance white. Reflectors in perforated units are specular aluminum. Endplates are stamped 12-gauge, cold-rolled steel with no exposed fasteners. LoPro uses 28W and 54W T5 lamps. Various finishes are available. UL-listed. **Circle No. 129**




Crescent Lighting's Mini T5 series offers narrow channel (one-lamp) and multi-purpose (two-lamp) fixtures equipped with 20-gauge, cold-rolled steel housings, knockouts and convectors that facilitate end-to-end or side-to-side runs. Fixtures feature a high-reflectance white finish and have efficiency in the mid-90-percent range. Symmetric and asymmetric reflectors provide additional downlight and directional control. Measuring 2½ in. high and 1⅜ in. wide, Mini T5 is available in 22⅝-, 34½- and 46¼-in. lengths and with rapid-start or instant-start ballast. **Circle No. 130**




From **Cooper Lighting**, the Corelite Rave is a modular, semi-indirect linear lighting system designed for use with one or two T5/HO lamps. The series includes pendant models as well as a wall-mount unit providing asymmetric lighting. T-bar mounting clips, joining sleeves with tabs and pre-installed Quick Connects facilitate installation. Rave is available with lensing options such as Blue Haze, Absolute Orange, Grasshopper, White Opal, Round Perf and Square Perf. **Circle No. 131**

One Source for Decorative Poles



Avenue

Classic Contemporary Steel and Aluminum Poles



CITYQUARTZ

Contemporary Architectural Steel and Aluminum Poles



Columnar


Historic in Nature... Contemporary in Style



Now Available!

Envision

Interactive CD Program
A Decorative Pole Design Configurator



To order Envision, contact us at
1-800-VALMONT, ext. 3034
or visit us at **www.valmont.com.**

Circle No. 27 on reader service card or visit lightforum.com

valmont 



POLE




Rubato from **Day-Brite Lighting** is available in both indirect solid-bottom models as well direct/indirect versions that feature perforated housings. Fixtures are offered in 4-, 8- and 12-

ft. units with standard electronic ballasts and accept T5 and T8 lamps. Rubato can be suspended via aircraft cables or wall-mounted. A modular wiring harness facilitates continuous-row installations. Finish is matte white. **Circle No. 132**

Litecontrol has developed two direct/indirect fixtures for school classrooms, laboratories and open offices. LC-93 and LC-94 are designed for spaces with ceilings as low as 8½ ft. where fixtures are suspended as close as 9 in. from the ceiling. Fixtures are available in two- or three-lamp T8 cross-sections in 4-, 8- or 12-ft. lengths. RP-1-compliant, fixtures offer three distribution options: 35-percent direct/65-percent indirect; 60-percent direct/40-percent indirect; and 100-percent direct. Three diffuser options are available. Snap-fit baffles provide access to the wireway. Both fixtures can be cable- or fixed stem-mounted. **Circle No. 133**




From **Cooper Lighting**, Neoray's Nimbus lighting system consists of two low-profile pendants and an asymmetric wall luminaire. Nimbus I uses two T5/HO lamps and Nimbus II can accept one, two or three T5 or two, three or four T8 lamps. Pendants feature dual aircraft cable mounting. **Circle No. 134**



Lithonia Lighting's Telescoping Staggered Strip (SST) is designed for general fluorescent retail and cove applications that demand uninterrupted illumination at the end of rows. SST's channel telescopes to provide even, continuous illumination without shadows. SST comes in a two-lamp configuration with asymmetric reflector accessories available. Fixture is finished in a high-gloss baked white enamel. **Circle No. 135**

Illuminated with 70W triple twin-tube compact fluorescent lamps, **Eclipse Lighting's** Maximus direct/indirect fixtures boast a fully gasketed, aluminum construction with high-impact polycarbonate prismatic lens. Fixtures are equipped with a no-tools cam latching door frame and surface mounting bracket with positive-locking, 180-degree aiming adjustability. Finish is polyester powder coat in white, grey, black, dark bronze and custom colors. ETL-listed, suitable for wet locations. **Circle No. 136**



OPTICAL FIBER

MACBEAM

MACBEAM is actually a belt of light - fine fiber optics woven by hand, by experienced weavers in KYOTO's famous textile district of NISHIJIN in JAPAN.

<http://www.aromac.co.jp>

AROMAC

Circle No. 28 on reader service card or visit lightforum.com

More Light. No Hum. Low-Voltage Perfection.

Q-Tran Power Supply Centers™ increase the light output of low-voltage systems by up to 50 percent. They also eliminate transformer hum, reduce wiring costs, and increase design flexibility. Call Q-Tran today to learn more about how our Power-Supply Centers™ can enhance the quality, performance, and functionality of your low voltage lighting installations.

304 Bishop Avenue, Bridgeport, Connecticut 06610
203.367.8777
www.q-tran.com

Circle No. 29 on reader service card or visit lightforum.com




From **LightForm+**, the L207 Axis pole-mount is available in compact fluorescent, metal halide and HPS models. Construction is rugged steel with a powdercoat finish in a range of colors and textures. Other features include base-plate mounting with decorative cover and floating-steel reflector supported by stainless-steel rods. Pole is also rugged steel and can be customized in height. **Circle No. 137**


Meyda Tiffany has introduced its first outdoor lighting collection, which features designs in The Craftsman Signature series of art glass, mica, solid copper and brass lanterns. Available in natural, antique, Craftsman brown and verdigris finishes, the collection is



UL-listed for outdoor and indoor lighting and includes post, pier, wall and flush mounts as well as pendants. The Pagoda Pinecone Lantern (shown) features a brass top with copper accents and a solid brass frame. **Circle No. 138**




Hessamerica's Faro indirect area lighting fixture features a primary parabolic reflector that projects light upward to the secondary reflector, which diffuses the light, directing it downward. The secondary reflector consists of 64 precision injection-molded, faceted modules that are configured in eight predetermined patterns for symmetric or asymmetric distribution. The facets provide sharp cut-off angles of better than 60 degrees, according to the company. Construction is corrosion-resistant steel and aluminum finished in a micaceous iron oxide matte silver/gray metallic paint. Faro uses metal halide lamps. **Circle No. 139**



Lattis wall sconces from **Visa Lighting** are characterized by a white glass diffuser and Type-316, braided, stainless-steel rods that shroud a metal halide or compact fluorescent lamp. Housing is cast aluminum painted


with fade- and abrasion-resistant, thermally cured powdercoat finish. Lattis measures 7 1/4 wide, 14 1/4 in. high and 7 1/8 in. deep and is C/UL-listed for wet locations. Indoor companion models are available. **Circle No. 140**




Designed for use with 50W PAR20 incandescent and 35W PAR20 metal halide lamps, **Architectural Landscape Lighting's** SL-36 Baby Belero features a flush-mounted, tapered visor to focus the direction of light and reduce light spillover. A finned heat sink regulates fixture temperature; and an integral nylon knuckle below the heat sink provides 135-degree vertical and 360-degree horizontal adjustability. Mounted at ground

level, Baby Belero also offers remote ballast and up/down wall mount options. Construction is corrosion-resistant aluminum with a matte black finish. C/UL-listed. **Circle No. 141**

Quality Lighting's Design CH-20 area and roadway lighting fixtures feature a squared-edge, die-formed aluminum housing and computer-designed, polished spun-aluminum reflector that produces light in a choice of round or square symmetrical patterns. Forward-throw light distribution can also be specified. Fixtures can be mounted alone or in clusters of two, three or four units. Design CH-20 uses metal halide and HPS lamps, is equipped with a convex, thermal- and shock-resistant clear glass lens and can withstand up to 1,000 hours of salt spraydown. Internal shielding options are available to control light trespass. Polyester powdercoat finishes are offered in black, white bronze, gray and custom colors. C/UL-listed for wet locations. **Circle No. 142**



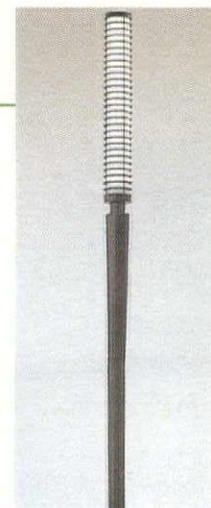
Lumière Monaco HID area and accent fixtures from **Cooper Lighting** utilize Philips' CDM T4 lamp and feature field-adjustable photometrics (narrow spot to wide flood), secure vertical and horizontal aim lock, rugged lens for glare control and weep holes for water drainage. Glare-shield accessory is available for additional glare and beam control. Construction is rugged, precision-machined, corrosion-resistant aluminum alloy. Monaco accepts MR16 fixture-sized accessories, which include louvers, lenses and color and dichroic filters. Various ballast housings and mounting systems are offered. **Circle No. 143**




FC Lighting's Facade & Flag Light precision die-cast aluminum fixtures are designed to highlight building exteriors and flag-pole displays. Features include a calibrated yoke trunnion for vertical aiming and an optional locking swivel base for horizontal directing. Fixtures equipped with a round, 12-in.-diameter lens use T10 metal halide lamps ranging up to 400W and produce beamspreads of 1x1, 2x2 and 3x3. A rectangular lighting version features 1000W lamping with beamspreads of 4x4, 5x5 and 6x6. The dual-voltage 120/277V magnetic ballast has a finned housing to facilitate heat dissipation. Various accessories are available. **Circle No. 144**




Corral Column from **Se'lux Corp.** features die-cast aluminum rings that surround a white translucent, UV-stabilized acrylic diffuser. The ring assembly is offered in various heights and colors. A straight pole or reversed tapered pole may be specified in heights of 12 or 14 ft. The series also includes a bollard offered in 2-, 3- and 4-ft. standard as well as custom heights. The pole fixture uses up to four T8 lamps and the bollard is available in HID and fluorescent versions. Various finishes are available. C/UL-listed. **Circle No. 145**





Aeris from **Lithonia Lighting** features low-profile architectural fixtures for area and roadway lighting applications and is offered in two sizes. Providing distribution patterns for walkways, pathways and common areas, the smaller Aeris 1 accommodates low-wattage HID and compact fluorescent sources. Aeris 2 uses HID lamps and is designed for open parking areas, entry drives and roadways. A wall-mount option allows lens-up orientation for indirect lighting of atriums and lobbies. Reflectors are interchangeable and rotatable in 90-degree increments. **Circle No. 146**



Ruud Lighting's Round Area Light (J series) offers IES Type-II/III, IV and V optical systems that direct light without fixture tilt. Fixtures are available with a flat or dome top and a choice of post-top (shown), single side pole, twin 90-degree side pole, twin 180-degree side pole and wall mounting configurations. The standard pole is 19 ft. high, 5 1/2 in. in diameter and contains an in-pole ballast assembly. Fifteen-, 25- and 30-ft. poles are also available. HID lamp is included. Standard finish is DeltaGuard bronze. Other colors are available. **Circle No. 147**

COLE
Lighting

LIGHTING SINCE 1911

DownLites

Quality

Function

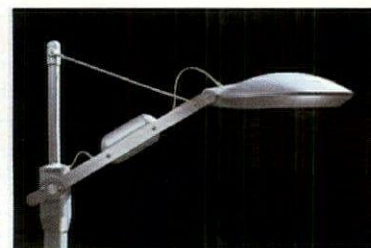
Style

- Cast Aluminum Trim
- Concrete Mount
- Dry Ceiling Mount
- Metal Halide
- Fluorescent
- Incandescent
- Interior/Exterior


See us at Lightfair 2002, Booth #742

C. W. Cole & Company, Inc.
Fax (626) 443-9253
Tel. (626) 443-2473
info@colelighting.com
www.colelighting.com

Circle No. 30 on reader service card or visit lightforum.com



Architectural Area Lighting's Flex features a lamp, ballast and post-top module linked together by two stainless-steel arms. The lamp housing is formed of two-piece die-cast aluminum. The internal reflector module is sealed from the outer housing with a molded silicone gasket and consists of faceted, specular and semi-specular anodized aluminum panels attached in an aluminum tray. Flex uses metal halide and HPS sources. The fixture is pretreated with a polymer primer sealer, oven dry-off and then top-coated with a thermoset super TGIC polyester powder coat. Multiple arm designs and various mounting options are available. **Circle No. 148**



From **Cherry Tree Design**, the Aurora and Craftsman series now offer outdoor lighting fixtures featuring natural cherry wood construction and pearl glass shades. The natural cherry is protected with a waterproofing sealant containing Sunblock UV protection and resistance to mildew and graying. Aurora is available in wall-mount, ceiling-mount, sconce and pendant models. The Craftsman series includes both sconce and pendant models. Craftsman model L-35-E (shown) measures 9 x 9 x 11 1/2 in. and is illuminated with a 100W incandescent lamp. **Circle No. 149**

ARCHITECTURAL LIGHTING





Dubbed "The Egg," **Hadco's** solid-brass, compact landscape lighting fixture measures 2 1/2 in. deep and 2 in. wide. Construction is die-cast brass with cast-brass fasteners used throughout for protection against corrosion. A silicone gasket seals the body sections to form a moisture- and dirt-proof barrier.

The fixture accepts up to a 20W low-voltage MR8 lamp and is offered as a ground-level bullet (EL1-N) or with a raised post (EL2-N). A wall-mounted version with an adjustable head (EWL1-N) is also available. **Circle No. 150**



From **Bega**, Model 8208MH is a pole-mounted fixture featuring an indirect reflector fixed at 30 degrees and formed from heavy-cast aluminum. The optical housing is one-piece, die-cast aluminum. A .250-in.-thick, tempered crystal clear optical glass, machined flush with a die-cast aluminum lens retaining ring, encloses the wide flood distribution reflector. The surface of the reflector is a spherically domed oval finished in white. A high-temperature, one-piece molded silicone rubber gasket seals the optical system. Model 8208MH uses one 150W G12 T6 ceramic metal halide lamp. **Circle No. 151**

The Tucson series from **Holophane** is available in black, bronze, green or as specified and offers a choice of ballast housing styles, including Utility, Washington, State Street, Leaf, Arcadian, Simple, Convex and Fluted. Optics available include asymmetric refractor, Type III; asymmetric refractor, Type IV; and symmetric refractor, Type V. Fixtures can use a range of metal halide, HPS, mercury vapor and incandescent lamps. Options and accessories are also available. **Circle No. 152**



From **Architectural Landscape Lighting**, Corona architectural accent fixtures feature a bullet-shaped design in a small and medium scale. Housings sport an inverted illuminated louver near the top that separates the top from the shaft and provides uplight. A horizontally-oriented Y-shaped connecting yoke is affixed above the louver. Various color filters for the louver are available. Housings are formed of die-cast aluminum with a chip- and fade-resistant baked enamel finish in metallic silver or standard. Custom colors may be specified. **Circle No. 154**



Designed for the Council on Foreign Relations in New York City by **Starfire Lighting**, Starfire Select Custom Exterior Column and Wall Lighting Bracket boast a satin brass housing and framing with seeded glass panels. The fixtures are illuminated with incandescent

lamps. Compact fluorescent lamps and other sources may be specified. **Circle No. 153**



Lucia from **Extérieur Vert Lighting** can be fully recessed at ground level or yoke-mounted above ground. Fixtures are comprised of a hard-anodized cast aluminum housing suitable for wet locations, a flush-to-trim thermal- and impact-resistant clear glass lens and three marine-grade stainless-steel screws. Lucia is available in 40,000-hour white xenon micro-lamps or 100,000-hour blue, green, red, yellow or white LED lamps. **Circle No. 155**


Cooper Lighting's McGraw-Edison brand introduces Generation, a modular family of architectural decorative area lighting fixtures offering a choice of three bases, three banding and upright packages (cages) and a collection of tops and finials. Cast-aluminum housings accept up to 250W metal halide or 250W HPS systems. Electrodeless fluorescent models are also available.

The refractive globe is formed of acrylic or optional polycarbonate, utilizing a combination of refractive and reflective prisms for optional Type-III or V distributions. Generation includes hard-mounted, spun-aluminum tops, acrylic glow tops as well as cast-aluminum finials. Polyester powdercoat finishes are available in various colors. **Circle No. 156**




Architectural Lighting for the 21st Century

Die Cast Aluminum Wall Mounts




FCWS8066




FCWS6375



FCWS8050



From **Lighting by Branford**, the "Dark Sky-compliant" GlareBuster GB100 utilizes a forward-throw, full-cutoff design to shield glare and direct light to the desired area. Construction is die-cast aluminum with a powdercoat finish. Designed for residential use, the wall-mountable GB100 is offered with the Glidelock mounting system to facilitate installation and accepts a variety of incandescent and compact fluorescent lamps as well as most common motion sensors. Optional eave mount is available. UL-listed for wet locations. **Circle No. 157**




Available in four styles, **Visa Lighting's** Chalice is characterized by a hand-spun bowl and cast-aluminum arm, both of which are finished in fade- and abrasion-resistant, thermally cured powdercoat paint available in 34 colors. A solid copper bowl with hand-applied verdigris patina is also offered. A sealed and gasketed optical chamber houses an HID or compact fluorescent lamp and tempered clear prismatic top lens. Indoor companion models are available. C/UL-listed for wet locations. **Circle No. 159**

Available in four styles, **Visa Lighting's** Chalice is characterized by a hand-spun bowl and cast-aluminum arm, both of which are finished in fade- and abrasion-resistant, thermally cured powdercoat paint available in 34 colors. A solid copper bowl with hand-applied verdigris patina is also offered. A sealed and gasketed optical chamber houses an HID or compact fluorescent lamp and tempered clear prismatic top lens. Indoor companion models are available. C/UL-listed for wet locations. **Circle No. 159**





Quality Lighting's Design OLV-8 and OLV-12 ambient accent perimeter fixtures sport smooth-surface, wedge-shaped housings that arc outward at a right angle from the mounting surface. The lens frame for OLV-8 measures 7⁹/₁₀ in. and for OLV-12, 11⁹/₁₀ in. Both fixtures can be oriented to provide uplighting or downlighting. Lamping options include linear-shaped fluorescent, quartz, metal halide and HPS sources in a range of wattages. Housings are die-cast aluminum alloy and lenses are thermal- and shock-resistant tempered glass gasketed to the housing with extruded silicone. Integral reflectors feature an electro-brightened, corrosion-resistant anodized sealed finish. Various colors are available. **Circle No. 160**



Cooper Lighting's McGraw-Edison Vision bollard sports a one-piece hydro-formed reflector with specular anodized Alzak finish. Integral flutes direct light away from the lamp envelope. The Vision bollard achieves IES cut-off classification and comes standard with an impact-resistant clear acrylic lens. An optional polycarbonate lens with UV-inhibitive coating is also available. Other features include a thick-wall extruded shaft and rugged, cast-aluminum base. Available in 28-, 32-, 36-, 40-, 44- and 48-in. heights, the bollard uses 35-100W metal halide and HPS lamps. **Circle No. 158**

Quality Lighting's Design OLV-8 and OLV-12 ambient accent perimeter fixtures sport smooth-surface, wedge-shaped housings that arc outward at a right angle from the mounting surface. The lens frame for OLV-8 measures 7⁹/₁₀ in. and for OLV-12, 11⁹/₁₀ in. Both fixtures can be oriented to provide uplighting or downlighting. Lamping options include linear-shaped fluorescent, quartz, metal halide and HPS sources in a range of wattages. Housings are die-cast aluminum alloy and lenses are thermal- and shock-resistant tempered glass gasketed to the housing with extruded silicone. Integral reflectors feature an electro-brightened, corrosion-resistant anodized sealed finish. Various colors are available. **Circle No. 160**

ardiis



Architectural, commercial and display fixtures from Selecon.
Designer tools, integrating images with light; enriching with color; creating dramatic and inviting spaces

HiPort

Unique fully recessed CDM (70 & 150W) pattern and framing projector.



Aureol

MR 16 fully featured display fixtures - color, framing and image projection.



Pacific MSR & CDM

These high output display ellipsoidals offer leading performance and lowest cost of ownership from today's most technically advanced ellipsoidal. Choice of light source (tungsten halogen, CDM and MSR) with the widest range of optical systems including the world's narrowest zoom and widest (90 degrees) beam angles.



For full details on the complete Ardiis fixture range, your nearest dealer, three year warranty and interactive HiPort flash download visit: www.ardiislight.com

SELECON



The Oriental Path Light, Model 15304RC, from **Kichler Landscape Lighting** is formed of solid brass and measures 30¹/₂ in. tall and 8 in. in width. The fixture uses one 18.5W krypton lamp and is supplied with a 14-in. stake. Finish is Red Copper powdercoat finish. UL-listed for wet locations. **Circle No. 161**



From **Cooper Lighting**, the Lumière Cambria 203 compact low-voltage MR16 area/accent fixture is equipped with a machined corrosion-resistant, stainless-steel housing and hood sealed with a high-temperature O-ring gasket. Cambria 203 features an adjustable side swivel that allows a full range of aiming from any mounting position. Lens is tempered glass. Available accessories include glare shields, louvers and lenses as well as color and dichroic filters. **Circle No. 162**




Waldmann Lighting's RL Architectural freestanding pedestal path lights feature T8 linear fluorescent lamps and impact-resistant polycarbonate tubes. Tubes are available with clear or opal finishes in varying lengths of up to 78 in. The fixtures can be mounted inside or out and are IP-67 rated and 10-year warranted. **Circle No. 163**



Lithonia Lighting's Contour Series KAD area lighting luminaire boasts high-performance segmented optics and a removable power tray. The new optical assemblies are available in IES Roadway Type-II, III and IV sharp cutoff. KAD's SR4SC forward-throw reflector addresses light trespass by reducing spill light. The removable power tray features a ballast and other components mounted in a unitized tray that hinges out of the housing with quick disconnects. **Circle No. 164**



Designed to light pedestrian areas with soft illumination, **Architectural Area Lighting's** Indirect series features the company's Oculus lamp head, which tilts to center the beam onto a round or square reflector. A specular parabolic reflector focuses the light beam into an upper reflector, which can also be tilted 15 or 30 degrees for an asymmetrical light distribution. Lamp housing is corrosion-resistant, cast aluminum. Lamping options include 70W, 150W T6 ceramic metal halide, 250W T4 halogen and 26W compact fluorescent sources. Post- and wall-mount models are available. **Circle No. 165**



From **LightForm+**, the Bishop series includes the L201 bollard and the L202 wall-mount (shown) fixtures that use 26W and 32W compact fluorescent lamps. Both feature solid cast-aluminum construction with a screw-in borosilicate glass diffuser that protects against insect and dirt infiltration. Powdercoat finish is available in a palette of 18 standard colors that includes glass finishes, textures and metallics. Custom colors may also be specified. L201 stands 47.63 in. tall and 11 in. wide. L202 extends 18.1 in. from the wall surface. **Circle No. 166**

From **Hadco**, CPL path lights are formed of die-cast aluminum and feature an engineered reflector for maximum efficiency. A removable twist-lock top allows fixtures to be relamped from the top. Available in 12V, fixtures come with a 20W T3 lamp and are finished in black, bronze or speckled stone. The CPL series offers six different roof options: cone, dome, flat, flat curved, flat curved with ridges and cone top with ridges. **Circle No. 167**




LSI Industries Inc. has added the Hilton II Small to its Hilton family of high-performance, flat lens vertical-burn outdoor fixtures. The Hilton II Small measures only 20 in. in diameter, offers arm and pole-top mounting and uses 100-320W HID lamps. Fixtures meet the IES full cutoff guidelines. Housing is spun aluminum with a choice of two top-access covers. A variety of finishes and color decals is available. **Circle No. 168**




... And Beyond

Die Cast Aluminum Wall Mounts



FCW5412



FCW5411



FCW5413

TRANSLITE SONOMA™

aura™

T5 Direct/Indirect with Fully Integrated 12v Track



Integrated 12v Track System

Ceiling Suspension

Basis Track
Under Mount

Shell (4' or 8' body)

Twin Rail
End Plate

A
Indirect

Basis Track
End Plate

B
Direct • Indirect

Blank
End Plate

C
Direct • Indirect

LIGHTFAIR BOOTH #802

Call for catalog 800.999.4540 translitesonoma.com

TRANSLITE SONOMA

Circle No. 34 on reader service card or visit lightforum.com

fiber optics



NoUVIR Research's patented ZDEL Spheri-Fol spot eyeball is powered by a single 3mm (1/8-in.) fiber and is capable of a 3:1 zoom from a 15- to a 50-degree beam. The fixture is aimable up to 30 degrees off axis from above or below and produces a uniform, circular beam free of halos, aberrations, dark spots, UV and IR light. When ZDEL Spheri-Fol is installed,

only the 1 1/4-in.-diameter bezel ring is visible, producing a clean appearance. The spot eyeball is externally threaded to facilitate mounting and is equipped with 1/2-in. knurled Fiber-Lock lock adjustments. Mounting nuts and neoprene seal are included. **Circle No. 169**

Schott Fostec, LLC's Easy-Fit Star Kit offers lighting installers the opportunity to create a "starry" atmosphere without having to specify and cost a custom system. The kit comes with everything needed to install the system and can be used for interior applications ranging from restaurants and nightclubs to bathrooms and nurseries. The system uses a 35W lamp rated at 5,000 hours and features 120 tails, each measuring 59 in. long. The color wheel rotates 2.5 revolutions per minute. Color wheel options are blue/white twinkle and five-color segment with blue/white twinkle. Suitable for dry locations. **Circle No. 170**



From Venture Lighting, the Imagine 68W fanless illuminator produces mean lumen levels equal to a standard 150W system for less than half the energy for lower total life-cycle costs. Imagine combines a Uni-Form pulse-start metal halide lamp with a quiet,

cool-running electronic power supply and uses a total of 90W of energy at 120V. Other features include a built-in reflector, positive lock-lamp mount for quick lamp replacement and an optical cable splitter. **Circle No. 171**



Using proprietary EFO technology and newly developed, optical-grade, large core fiber cables, Fiberstars has developed a fiber-optic downlighting system that provides six downlights with output similar to that of 50W MR16 fixtures, but at energy levels competitive with compact fluorescent fixtures. ITL tests show the 6-Way Downlighting System, powered by one

68W metal halide lamp, to deliver 33 lumens per watt, compared to the 12-13 LPW typical of low-voltage halogen and the 37 LPW typically delivered by compact fluorescent downlights. Besides providing energy-saving characteristics, the utilization of a single lamp to illuminate six fixtures translates into considerable savings in system maintenance. **Circle No. 172**



The patented Ultra-Fol pinspot (left) from NoUVIR Research uses a 3mm (1/8-in.) fiber and can be zoomed from a 5- to a 50-degree beam. Ultra-Fol produces a circular beam of 3200K light without halos, aberrations or dark spots. The pinspot features a 1 5/8-in.-diameter body formed of black anodized aerospace aluminum and is externally threaded for mounting. Mounting ring and seal are included. Ultra-Fol carries a 10-year warranty. **Circle No. 173**

Fiber Optics Can Save Your Job!

Ruth Ellen Miller tells why NoUVIR fiber optic technology is the lighting designer's future. Magna Cum Laude business graduate with a college teaching credential in Art and Design, Ruth Ellen is co-founder and president of NoUVIR Research in Seaford, Delaware. NoUVIR is the leading manufacturer of fiber optic lighting systems for museums and historical buildings. Ruth Ellen, Delaware's Small Business Person of the Year for 2000 and Seaford's Business Person of the Year for 2001, teaches, lectures and is a published author on lighting design and theory. - Matthew Scott



MS: Ruth Ellen, last year you told us that as the leader in fiber optic lighting, NoUVIR was changing the world. How is it going? What has changed?

REM: Well, for one thing, after we defined leadership other companies stopped using the term. I think I scared them. With 17 U.S. Patents no one else can match our technology. No one comes close to our performance or to our ten-year warranty on hardware and fiber. And no one can match our reputation.

MS: How can you demonstrate your reputation?

REM: By the quality of the things we light, everything from dinosaurs and diamonds to rare and fragile documents. We lit a letter brought up from the *Titanic* written by a passenger lost at sea. We light Abraham Lincoln's handwritten draft of the Emancipation Proclamation and his drafts of the Gettysburg Address.

MS: Drafts?

REM: Yes, didn't you know Lincoln wrote two? He wrote one before and one after. We light them both. We light Marilyn Monroe's most famous dresses, the baseball uniforms of Babe Ruth, Bob Feller and Ted Williams and hundreds of other textiles and costumes. We even light the interior of an airplane, FDR's Air Force One nicknamed "The Sacred Cow". If it's important or it's valuable, it needs to be lit with NoUVIR.

MS: Why do you say that?

REM: Removing all of the ultraviolet and all of the infrared extends object life by five to ten times. If it is valuable you want to protect it. We do that. No UV, no IR...NoUVIR, that's our company name! I think I told you last year that the new IES standards specify zero UV and zero IR for museum lighting. Did you know that the IES refers to the same standards for merchandise lighting? Objects don't have to be museum items to be important. Think about the upholstery, carpets, historic wallpapers and fine art outside museums. Want these investments to last? You had better be using the right lighting.

MS: O.K., what else is changing?

REM: The lighting design world is changing. Designers are learning they can work with light itself. People have been so limited until NoUVIR. An electric light bulb is really, really old technology. They are hot, roughly 94% IR. If you try to build one into a cabinet, a bookshelf or a display case, and you're not careful, you can burn the building down. They are hard to contain and to control.

Did you know the latest "narrow" focus MR16 with an advertised 12° beam has over 70% of its energy outside that beam? Being able to aim 30%

of the light is better than nothing, but it's a lousy tool for lighting design. The other 70% is just a glare source.

Compare that to the adjustable zoom from 5° to 50° beams from NoUVIR. All of the energy is in the beam. There is no scatter, zero! You control the light.

Are you going to lightfair? Take a look at the lighting there. They may be attention getters, but how do they work? Look seriously at your ability to control things like aim and focus and intensity. (By the way, if a fixture gets your attention and you glance at it, think about how long it takes until you can see the rest of the world afterwards.)

Trying to do precision lighting with these tools is like trying to do surgery with a chain saw.

MS: So what do lighting designers do?

REM: Some just do the best they can selling the same old stuff. They do good jobs, but their tools are old. They do good jobs, but their designasurs. They are in trouble.

MS: Hey! A designer just won an award for putting fluorescent lighting in a church. What kind of trouble is that?

REM: I saw that design. It was good effective lighting. But indirect fluorescent lighting in soffits is ancient technology, Home Depot stuff. Anyone can do it. So everyone in the world is bidding the job with the same stuff. You end up lost in the herd, fighting over nickels.

MS: What else can you do?

REM: Another option I see today is designers turning to what you might call "punk" or "shock" lighting.

MS: What do you mean by those terms?

REM: In desperation to be different, some are going to strange looking fixtures and bright colored light; avant-garde, but not very functional. Lighting is supposed to focus attention on structures or the objects in a structure.

Making the inside of a restaurant bright purple will draw attention. What it won't do is sell prime rib. A "shock" lighting designer is just another designasaur. They won't last. It looks bad when the customers in your portfolio are suffering, remodeling or going out of business.

MS: Is there an answer?

REM: NoUVIR is the answer! For the first time, real controlled lighting design is possible. You can light objects, not just areas. And you can do it with pure-white, stone-cold, really efficient, perfect spectrum lighting. Tri-stimulus fluorescent lamps save energy, but they have lousy color and lots of UV. HID sources are of UV. They start out bad, with no two bulbs exactly the same color and get worse as they age. Incandescent lamps have a tenth the blue light and four times the red of natural sunlight light.

Do you want merchandise, or art or food to look good? You need lighting with perfect color rendition and perfect color balance. NoUVIR gives you all the colors in perfect balance. Want things to last? Take out all of the UV and IR. We do. Want energy efficiency? It's hard to beat replacing 32 individual light bulbs with



a single lamp in our Cold-Nose Projector.

MS: How about control?

REM: NoUVIR lighting gives you real control with no scatter and no aberrations; perfect, even beams where all the energy is inside the beam. You can light exactly what you want, the way you want from wherever you want. Until NoUVIR all you could do is hose the light and hope some of it went where you wanted and nothing got cooked

too badly. That's fine for warehouses and parking garages. With NoUVIR you can focus 20 footcandles of pure white light on a rare oil painting, put three on the wall around it and if you want to, 100 on the black engraving on the frame that identifies the artist. For precision lighting, you have to use NoUVIR.

MS: If you don't you're a designasaur?

REM: And headed for extinction. We are changing the world. If you are just part of the herd of designasurs, you are going to be left in the dust. Why settle for that when you could be a design leader? The future is here. Grab it. Control your lighting and your market. Get out in front! Discover the wonderful possibilities of NoUVIR!

Absolute CONTROL

AIM, FOCUS AND INTENSITY!

Pure-white
Stone-cold
Fiber Optic
Light
No UV
No IR
NoUVIR®

1 pinspot,
1 fiber,
4 watts total.
Looks incredible.

NoUVIR

Call (302) 628-9933 for a free catalog
(130 pages of photographs, lighting applications
design tips and technical specifications)


Learn about fading and photochemical damage and how to stop it cold at www.nouvir.com

1 light bulb in 1 projector
Powers 32 fibers and 32 adjustable luminaires

Sentry

Exterior Lighting

LIGHTING THROUGH THE AGES



LUMINAIRES
POLES
BOLLARDS
ACCESSORIES



From classic designs to contemporary and modern

styles, for over 50 years Sentry has offered designers,

architects and engineers superior quality and service in a comprehensive line of

luminaires, poles, bollards and accessories, as well as custom design services.

For more information, call Sentry Electric Corp. at 516.379.4660, or visit us at www.sentrylighting.com.

Sentry Electric Corp.


185 Buffalo Avenue
Freeport, New York, 11520
telephone: 516.379.4660
fax: 516.378.0624
www.sentrylighting.com

LEDs



LEDtronics' new 8000K 3mm (T1) White Discrete LED integrates a Silicon Carbide/Gallium Nitride diode with optical-grade epoxy to produce 3500mcd illumination at 20mA that is visible in sunlight. The 3mm (T1) LED features a 22-degree viewing angle and sturdy leads for reliability in wire-wrap/through-hole PCB applications. **Circle No. 174**


Designed by Alberto Meda and Paolo Rizzatto for **Luceplan**, the portable Star•Led lamp measures 10 1/2 in. high and is equipped with an aluminum body and a diamond transparent polycarbonate head. Light is generated by all-white micro-LEDs powered by three rechargeable NiMH or alkaline batteries. **Circle No. 175**



GELcore's patent-pending, GE-branded Tetra Channel Lighting System is the only UL-listed LED system for signage applications. The Tetra LED system streamlines the assembly of channel letters, facilitating installation and maintenance. Tetra is shipped in reels, which can be cut to size on location and can be used in new or retrofit applications with an array of script fonts. **Circle No. 176**




Vista Lighting's LED Step Lights house 16 super-bright white LED lamps in a dual-row configuration to illuminate both the riser and the step platform. All lamps are individually replaceable. A louver faceplate shields glare; optical-quality tempered glass or polycarbonate lenses protect the LED lamps from moisture and debris. The steel box housing is designed for ready application into wood or steel stud walls. An exterior model features a die-cast aluminum housing, extruded silicone weather-proof gasket. Faceplate is available in black or white chip- and corrosion-resistant finishes; custom colors may also be specified. **Circle No. 177**



Osram Opto Semiconductors' LINEARlight Flex LED self-adhesive strips are available in SideLED and TopLED modules. SideLED modules each consist of 300 side-emitting LEDs and can be cut as small as 75 pcs/module. TopLED modules consist of 600 top-emitting LEDs and can be field-cut as small as 60 pcs/module with regular scissors. COINlight compact lighting solution offers circular SideLED modules, consisting of eight or 12 side-emitting LEDs, and Power TopLED modules, which feature nine top-emitting LEDs. Both TopLED and SideLED modules have screw connector terminals for installation. LINEARlight Flex and COINlight are available in red (amber), yellow, true green, blue, yellow and white. **Circle No. 178**

Powered by **Color Kinetics'** patented Chromacore technology, which utilizes micro-processor-controlled LEDs to generate millions of colors and a variety of color changing effects, iColor Accent low-voltage, direct-view linear light is designed for interior and exterior use and meets specifications for use in wet and damp locations. Offered in 1-, 4- and 8-ft. lengths, fixtures are controlled in one-foot intervals. iColor Accent can be controlled via a DMX512 lighting console, a PC or a Color Kinetics controller. Each unit comes with a UV-resistant diffuse plastic lens, providing a viewing angle in excess of 270 degrees. **Circle No. 179**





Vista Lighting's Transform changeable illuminated exit, emergency and directional signage is designed to accept inexpensive transparencies printed from a PC and allow single-sided or dual-sign faces to be quickly changed in the field. Fixtures use LEDs and feature a 1-in., high-impact, thermoplastic housing that can be side- or wall-mounted or suspended. Face shield is clear, non-yellowing polycarbonate. A nickel cadmium battery provides backup power or may be specified

as the primary power source. Various silk-screened faces as well as fixture options are available. Standard finish is white. C/UL-listed. **Circle No. 180**


Simkar Corp.'s exit and emergency lights meet Energy Star requirements for energy efficiency and feature backplates that allow for quick installation, 360-degree rotation of lighting heads, standard dual voltage and photo-luminescent press-on directional arrows. Black or white housing is flame-retardant, high-impact thermoplastic. Face is offered in red or green. Two faces are offered as standard. All exit and emergency fixtures come with a five-year warranty. Batteries are pro-rated warranted for five years. **Circle No. 182**



High-Lites' High-Glow exit, emergency and illuminated interior building locator signage may be specified in wall-, side- or ceiling-mounted models and feature a slender, curved-edge, smooth-surface design. Fixtures use evenly spaced rows of LEDs. Cold-cathode tubes, AC-only and self-powered nickel cadmium battery, emergency-operation models are also available. Construction is light-

weight, injection-molded, high-impact thermoplastic with translucent optical polycarbonate panels. Options include alarms, fire-control panel interfacing, custom sign wording and graphic symbols and a choice of red or green lettering. UL-listed. **Circle No. 183**

Isolite's Model 2040-95 is a self-luminous floor proximity exit sign designed for above-door or low-level applications. Features include a rugged, full-enclosure ABS cover that snaps permanently in place and no visible fasteners. Vandal-resistant and tamperproof, the fixture is available with a variety of faceplate colors, offers a service life of 10, 15 or 20 years and meets all fire safety codes. **Circle No. 185**



Sure-Lites CU-2 emergency lighting unit from **Cooper Lighting** is equipped with a dual-lens feature that makes it code-compliant for floor-proximity installations. The unit features a rugged polycarbonate housing, line-latching circuitry and snap-together components that facilitate installation. High-impact polycarbonate lenses may be inverted when unit is mounted at lower levels. CU-2 uses a recombinant-cycle, sealed lead cadmium battery and has a 24-hour full-recharge time (maximum) and polarized terminals. Voltmeter is optional. CSA-certified. UL-listed. **Circle No. 186**


Prolume, Inc.'s Retrofit Edge-Lit Sign Kit (Model EC/R) includes a new cast trim plate in brushed, white or black, LED illumination board, exit plaque and all necessary electronics mounted to a universal bracket. Designed to utilize the backbox and input wiring of existing exits, the kit mounts as a complete assembly to the old unit to provide a code-compliant, edge-lit exit without requiring the removal of the existing plenum box or reinstallation of grid or box support systems. Features include red or green letters, AC or AC/DC models, universal 120/277V input and Agilent Technologies LEDs. **Circle No. 181**



From **Cooper Lighting**, Surelites' CX7170GSD LED Exit features watchguard EMS self-diagnostic system; 120/277VAC, 60 Hz, isolation transformer; push-in AC power connectors to facilitate installation; line-latching; solid-state voltage limited charger; low-voltage disconnect; brownout circuit; overload/short-circuit protection; and test switch/power indicator light.


NFPA 101-compliant knockout chevrons allow conversion to directional signs. Housing is die-cast aluminum with die-cast canopy included. Exit is suitable for floor proximity, fully recharges in 24 hours and meets most state and local codes. UL-listed. **Circle No. 184**






CONDAZ
Architectural Lighting

PELICAN





Con.Daz Lighting Inc.
3555 N.W. 53rd Court, Fort Lauderdale, Florida 33309
Tel.: 954-717-4155 • Fax: 954-717-4157
Visit us at: www.condaz.com

Circle No. 37 on reader service card or visit lightforum.com

theatrical

Weighing in at 28.5 lbs., **Hubbell Entertainment's** compact Helux automated fixtures can be individually programmed for stand-alone operation or connected to an external DMX controller. Fixtures are available in 150W, 250W and 400W metal halide versions. A variety of options and effects is available. **Circle No. 187**



A control console, lighting design and visualization toolbox and networked system, **Emphasis** from **ETC** features the popular user interface, processing capability and ease of use of the Expression and Express line of consoles and is fully scalable to the user's needs. The console is offered in channel counts from 500 to 5000 and can be upgraded as needs change. Emphasis also incorporates a new version of the Emmy-award winning WYS/WYG visualization software, which leads users from the lighting design process through planning, configuring and programming the design to monitoring the show. Emphasis is capable of controlling the full range of DMX available on the ETCNet2 network. **Circle No. 188**



Martin Professional's Alien 05 is a recessed color changer that can be used in retail and themed environments as a recessed ceiling fixture or positioned in a wall as an uplight, downlight or sidelight. The fixture features a die-cast aluminum construction and offers eight interchangeable dichroic color positions plus open white. Color and intensity can be controlled for color presets. The adjustable spherical head can be angled and swiveled in any position. Alien 05 features a 55-degree beam angle and uses an MR16. Control options include a dipswitch, dedicated operator panel and DMX control via the Alien multi-driver. **Circle No. 189**



From **Phoebus Mfg.**, the Ultra Quartz II is a rugged, high-intensity, 25-100-ft. throw followspot designed for key lighting in smaller spaces. Its 3:1 zoom variable focal length lens system increases light intensity as the beam changes from flood to spot. The Ultra Quartz II features an FLE (or ENX) 360W MR16 integrated dichroic reflector lamp, a six-color color changer and a full-range mechanical dimmer/dowser. The fixture is equipped with a solid-state power supply, fan controls and is ETL-approved. **Circle No. 190**

Rosco Permacolor dichroic filters are manufactured to exacting tolerances in a 36-in. vacuum deposition chamber to ensure control of color and film density. All films are formed using dielectric materials that are evaporated by an electron beam source in a high-vacuum, high-temperature (>240 degrees Celsius) environment, producing a dense film that is highly resistant to damage from abrasion, humidity, chemicals and spectral radiation. Available sizes are 20-343mm round and 10-242 mm square. The standard thickness is 1.75 mm ± .2mm; optional thickness of 1.1mm ± .2mm is available. Under normal circumstances, films have a life span of more than 10 years. Long-term exposure to high-humidity or high-temperature environments may cause color shifts of ± 5nm. **Circle No. 191**



The Giotto Spot 250 moving head fixture from **SGM** features a variable zoom that enables linear beam angle adjustment from 9 to 24 degrees and produces 6,000 lumens. Equipped with a Philips MSD 250/2 discharge lamp and dichroic reflector, the fixture is designed to allow heat to dissipate via the rear of the fixture and boasts a 16-bit movement system that is capable of 540-degree panning and 270-degree tilting. Other features include dichroic colors and white; remote lamp on/off and reset via DMX; linear dimmer (0-100 percent); shutter/strobe with music sync.; eight indexable rotating and three interchangeable fixed gobos; gobo scrolling with variable speed and color changer; and gobo changer with blackout and music sync. The Giotto Spot 250 measures 55 x 42 x 36 cm. **Circle No. 192**



"Light...
Meet Art."



Visit our new showroom to view
the largest collection of
contemporary lighting in the U.S.!

The premier distributor of Tech Lighting.

Lightology

215 W. Chicago Ave.
Chicago, IL 60610
312.944.1000
www.lightology.com



SHOWROOM HOURS

M, T, W, Sat: 10-6
Th, F: 10-7

Los Angeles Lighting's HBS100 industrial fluorescent fixtures provide both horizontal and vertical illumination, eliminating shadows on high warehouse shelves. As a replacement for HID fixtures, HBS100 produces an average vertical surface luminance and is almost twice as bright and more than 2.5 times as bright on the top third of a stack, according to the company. Available in three-, four- or five-lamp configurations as an open strip, with a wire guard, or with a wraparound lens, fixtures are manufactured to order. **Circle No. 193**




The Aisle Light (AL/ZAL series) from **Ruud Lighting** illuminates both tall, vertical surfaces and traffic areas in sites such as warehouses and big-box retailers. The dome-shaped reflector features an oval aperture and measures 22 in. long and 16 in. wide. The reflector is a thermal-formed, durable plastic with an aluminum, metalized interior surface. The Aisle Light can accommodate pulse-start and probe-start metal halide as well as HPS sodium lamps. **Circle No. 194**



Day-Brite Lighting's LLQ fixtures use the Philips QL induction lighting system and are designed to operate in low-temperature applications such as industrial and commercial freezers and warehouses, as well as manufacturing facilities. The optical assembly consists of an aluminum reflector with a white polyester powder finish and an acrylic lens. LLQ features high-frequency operation to eliminate flickering and stroboscopic effect and instant restrike and fast run-up time for useful light

immediately after switch-on. LLQ accepts 55W and 85W lamps and is equipped with control components such as high-frequency generator and power coupler, which are installed in a die-cast enclosure. **Circle No. 195**




Designed for facilities where particles in the air and hosedowns are frequent, **Holophane's** Vantage VK HID fixtures feature a smooth, rounded ballast housing that includes no ledges, latches or fins to collect contaminants. A high-temperature acrylic refractor is permanently joined to the aluminum reflector with a 45-degree sloped flange to shed contaminants. A silicone gasket between the ballast housing and the optics and relamping door assures internal integrity. The ballast housing is low-copper aluminum phosphate-pretreated and coated with a polyester powder paint for corrosion resistance. Vantage VK is available with a narrow distribution as well as both wide and narrow distributions. Fixtures have 3500PSI hosedown capability and are NSF International Certified for Criteria C-2 splash zone. C/UL-listed for wet locations. **Circle No. 196**



Eclipse Lighting's Delmar series is available with triple twin-tube compact fluorescent lamps, accepting up to five 57W lamps for 285W and 21,000 lumens or up to five 70W lamps for 350W and 26,000 lumens. Multiple-circuit option provides three different lighting levels without the need for high/low or dimming systems. The 15-in.-diameter prismatic acrylic refractor provides low-brightness illumination with 85-percent spread light and 15-percent uplight. Optional polycarbonate IES Type V or II distribution is available.


Fully gasketed cast-aluminum housing mounts directly to the ceiling surface or with rapid-mount J-box, trunnion bracket or pendant options. Polyester powdercoat finish is available in white, silver grey, black, dark bronze and custom colors. **Circle No. 197**



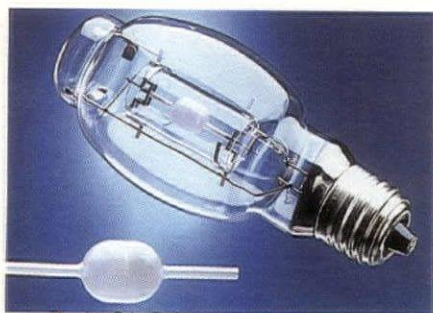
LogistixPro from **Day-Brite Lighting** is designed to illuminate both standard and new narrow-aisle warehouse facilities. The fixture combines a vertical lamp orientation with a multifaceted reflector to provide vertical illumination on shelves and allow for wider spacing and fewer fixtures. LogistixPro utilizes the patented Slant 2 ballast mounting geometry for cooler operation and longer component life. Fixtures

can be combined with a range of pulse-start ballasts and Hi/Lo controls. **Circle No. 198**

Stingray Lighting's DRS high-bay lighting system features inner and outer reflectors that adjust independently of one another, allowing light output to be customized to specific applications. A sliding mechanism operates the inner reflector and the outer reflector adjusts via spring-loaded plunger. A cutout at the top of the collar for the outer reflector allows uplight to be emitted for balanced illumination and heat dissipation. Housing is heavy-gauge, die-cast aluminum. The domed outer reflector may be specified in opaque spun-aluminum, transparent high-impact polycarbonate or prismatic acrylic in 16- through 25-in. sizes. The aluminum inner reflector is offered in a range of specular and semi-specular finishes. The self-cleaning, ventilated design reduces contaminant buildup. DRS accepts metal halide, HPS and induction lamps in 100-1000W. UL-listed. **Circle No. 199**



From **Lithonia Lighting**, VSL and VSLC surface-enclosed lighting fixtures feature housings made of 16-gauge, cold-rolled steel to protect against physical and environmental assault. Clear, prismatic, injection-molded and UV-stabilized, polycarbonate lenses enclose the face and all sides of the housing. Ballast and lampholders are installed to the ballast cover to facilitate installation. The ballast cover includes safety chains. Fixtures undergo five-stage, iron-phosphate pretreatment to ensure paint adhesion and rust resistance. Painted parts are finished with a high-reflectance white powdercoat. VSL is 9 1/4 in. wide and available in two- and three-lamp configurations. VSLC is 5 3/8 in. wide and comes with one lamp. **Circle No. 200**



Osram Sylvania's Tru-Color Metalarc Ceramic 250W metal halide lamp combines "bulgy" arc-

tube design with pulse-start technology for superior color performance over conventional ceramic metal halide lamps, according to the company. With a CRI over 90, this lamp provides excellent color for high-wattage HID applications. The "bulgy" ceramic arc-tube metal halide lamps exhibit better color consistency and higher efficacy. The two-piece design delivers improved reliability and performance over existing ceramic cylindrical arc-tube configurations. The entire Metalarc family incorporates Metalarc Pro-Tech technology in which a protective shroud is utilized around the arc tube, allowing for use in open fixtures. **Circle No. 201**

Triad T8 super-low-profile electronic ballasts from **Universal Lighting Technologies** allow for maximum flexibility and are especially suited for pendant-mount and other specialty lighting applications. Some of the features of the Triad T8 include: small cross section and low-profile height and width of 1.18 in. for indirect/direct fixtures; installer-friendly universal input voltage (108V-305V); two models cover multiple (one to 4) lamp applications; instant-start operation; operates at less than 10 percent THD; and plug-in lead connectors for easy installation. **Circle No. 203**



operations; instant-start operation; operates at less than 10 percent THD; and plug-in lead connectors for easy installation. **Circle No. 203**


ConstantColor CMH SPXX lamps from **GE Lighting** combine a high CRI with metal halide technology to offer a light source for applications where color and efficiency are essential, while maintaining the crisp white light of metal halide. The new lamp offers a CRI as high as 94. CMH technology also offers enhanced color consistency with color variation many times smaller than a standard metal halide (+/-200K). **Circle No. 206**



The Ultra 5000 F40T10 fluorescent lamp from **Ushio** can produce 15-percent higher lumen output of clean, natural daylight color in comparison to the standard T12 fluorescent lamps. The Ultra 5000 lamps can be used as a direct replacement for standard T12 fluorescent tubes without changing the ballast. If used with electronic ballasts, an additional 15-percent energy savings can result. **Circle No. 207**



The ALC (Advanced Lighting Control) 4 Button Scene Switch Module from **OnQ Technologies** can be programmed to control a variety of systems, including lighting, motorized window blinds and whole-house fans. When used in conjunction with an OnQ Home Management controller, the ALC 4 Button Scene Switch Module can program lights to turn on by triggered events, such as the opening of a door, or adjust lighting controls to operate during a specific time of day. **Circle No. 209**



Prismatron electronic ballasts from **Holophane** are designed for use with 320W, 350W and 400W metal halide lamps. The ballasts, which are available with fixtures equipped with Holophane's full line of glass high-bay optics, may be used with both conventional and pulse-start lamps. Prismatron electronic ballasts consume fewer watts during normal operation than magnetic core and coil ballasts. They also facilitate greater lamp lumen maintenance over the life of the lamp, improving mean lumen output by 15 percent for a standard metal halide lamp and 13 percent for a pulse-start lamp. **Circle No. 202**


The new 875W Uni-Form pulse-start metal halide system from **Venture Lighting** is an alternative to the traditional 1000W metal halide system when energy savings and high performance are key issues. With 80,500 mean lumens, the lamp gives 12,200 more mean lumens than the standard 1000W. It also saves up to 157 system watts compared to a standard 1000W lamp for maximum energy savings. Combined with Venture's low-current crest factor ballast with a pulse-start ignitor, the 875W lamp offers long life and significantly more light over time than the standard 1000W system, according to the company. **Circle No. 204**





Lutron now offers its Hi-Lume and Eco-10 fluorescent dimming ballasts in 2-ft. (24W) and 3-ft. (39W)

models in both 120V and 277V. Combined with its existing Hi-Lume and Eco-10 4-ft. (54W) T5/HO dimming ballasts, the new products allow Lutron to offer a complete line of dimming solutions for T5/HO lamps. **Circle No. 205**

Osram Sylvania introduces a new 32W Octron Curvalume XPS ECO for 2x2 fixtures with Quicktronic ProStart PSX ballasts to the Xtreme System for an energy-efficient choice for applications that require a U-shape lamp. The Xtreme System uses Octron Curvalume or linear 4-ft. 32W XPS Ecologic Extended Performance Super lamps that are rated at 3100-3150 lumens. Dedicated Quicktronic ProStart PSX ballasts combine a low ballast factor (0.74), low input wattages and programmed rapid starting to maximize energy savings and lamp life. The lighting system provides up to 19-percent energy savings, comparable light output and twice the lamp life of standard T8 instant-start electronic systems. **Circle No. 208**



Osram Sylvania's Quicktronic Professional Series of T5 and T5/HO fluorescent ballasts have a ballast height of 22 mm (.86 in.), making the system ideal for extremely low-profile, efficient T5 luminaires. The Quicktronic Universal Voltage ballasts operate at input voltages from 120V to 277V eliminating the need for separate ballasts/fixtures for these applications. The ballast incorporates ProStart programmed rapid-start technology for improved performance with occupancy sensors providing up to 100,000 starts. They also incorporate QuickSense end-of-life protection. **Circle No. 210**




StayBright Multi-Vapor lamps from **GE Lighting** are metal halide sources that deliver 22 percent more light over life (mean lumens), the highest maintained lumens of any standard CW/CWA system, according to the company. The lamps are suited for applications in retail ceilings, industrial facilities, floodlighting, warehouses, as well as general lighting needs.

The product design features an integral pulse-start technology that provides "pulse-start" performance on standard CW/CWA ballasts, eliminating the need for new ignitor systems or fixtures. **Circle No. 211**



Ultra8 U-Bend T8 fluorescent lamps from **Ushio** feature 6-in. leg spacing and offer all the color ranges from 730 through 750 and 830 through 850 tri-phosphor to match the color of linear T8 lamps being used in the balance of an installation. The Ultra8 U-bend lamps include a cathode guard to help prevent end darkening to ensure maximum light output throughout the life of the lamp. **Circle No. 212**

Advance Transformer Co.'s MarkVII 0-10V ballast (catalog #VZT-4S32) is designed for 277V operation of four F32T8, F25T8 or F17T8 lamps. VZT-4S32 measures 1 in. high, 1.18 in. wide and 16.7 in. long and provides an efficient input range of 116W to 25W. The ballast can be controlled from a variety of compatible 0-10V occupancy sensors, ambient light sensors, energy management systems and load shedding devices that can adjust light output from 100 to 5 percent. Features include lamp ignition at any light output setting, color-coded poke-in connectors, programmed rapid-start lamp ignition for extended lamp life and operation above 40kHz. **Circle No. 213**



Lutron Electronics' Faedra Smart Dimmer features a microprocessor technology that allows multi-location dimming, user-preset light levels, variable fade times and tap-on, tap-off operation. Lights can gradually fade on and off and can be dimmed from up to 10 locations. The tap-on, tap-off feature is complemented by LED light-level indicators. Faedra utilizes standard three-way wiring to facilitate installation and retrofit and is available in two colors: white with a light gray tap button and ivory with a dark beige tap button. **Circle No. 214**

Model 5737TM from **Tork** is a combination photocontrol and microprocessor timer that fits a common turn-lock photocontrol socket and turns outdoor lighting on at dusk and off at midnight. The off time can be adjusted for up to two hours before or after midnight. Model 5737TM automatically tracks the dusk and dawn times as they vary with the seasons to determine midnight each day, automatically corrects for daylight saving time and automatically resets its timer after power outages. **Circle No. 215**




ADD VALUE with Lighting Controls

Visit the **Lighting Controls Association's** web site to access free educational guides about lighting control/ballast products, technologies and applications – from dimming to automatic switching to integrated lighting control.


Members of the Lighting Controls Association include:

- Advance Transformer
- HUNT Dimming
- Leviton
- Lightolier
- Lithonia
- OSRAM SYLVANIA
- Novitas
- PCI
- Tridonic
- The Watt Stopper

www.AboutLightingControls.org



Universal Lighting Technologies has expanded its line of low-profile AccuStart High Performance ballasts for frequently switched applications and as a replacement for current rapid-start applications. The design of the low-profile ballast line takes advantage of new component technology to bring the user a small cross-section (overall height 1.18 in.) for reduced fixture size and improved operating efficiency. The ballasts feature universal input voltage (108V-305V) and less than 10 percent THD. **Circle No. 216**



Universal Lighting Technologies has expanded its HID Multi-5 ballasts to include its pulse-start family. The Multi-5 ballast adds a 480V tap-in addition to the industry-standard quad ballast, which is capable of 120V, 208V, 240V and 277V. The expanded Multi-5 line will include offerings for pulse-start 175W, 200W, 250W, 320W, 350W, 400W and 750W models. **Circle No. 217**

coming this summer...

USHIO'S PulseStrike™ metal halide lamp

- high efficacy
- better color performance & consistency
- faster starting time
- improved hot re-strike capability
- longer life



formed arc tube body

medium base
70W – 100W – 150W

mogul base
250W – 320W – 350W – 400W

USHIO

8 0 0 . 8 3 8 . 7 4 4 6
w w w . u s h i o . c o m



The T8 Ultra Watt-Miser system from GE Lighting uses six percent less energy than a standard T8 light bulb to offer immediate energy savings without loss in performance. The energy-efficient lamp operates at only 30W, yet offers the same light output and long life as a standard T8 lamp. Incorporating GE's Starcoat technology, the T8 Watt-Miser offers an 82 CRI. **Circle No. 218**



GE Lighting's HIR XL Ultra Life PAR lasts 6,000 hours—three times longer than a standard halogen PAR—and has a high CRI and delivers precise beam control. The lamp is available in 45W, 55W and 90W and 12- and 40-degree beam spreads. **Circle No. 219**

Introducing The ACE.al Awards

Recognizing Excellence in Products + Manufacturers

Some opinions are more powerful than others.

That's why we're asking lighting specifiers which manufacturers and products they trust and rely upon for exceptional value, durability, service and design.

The way we see it...if these manufacturers earn the trust of the lighting specifier — we'll be honored to give an award.

ARCHITECT'S
CHOICE for
EXCELLENCE

Chosen by
Lighting Specifiers
Awarded by
Architectural Lighting

December 2002



Cast your ACE.al opinion in
architectural lighting

Watch for ACE.al ballots in
April/May and June.

Watch for special awards in
December.


LUMINIS

P Y T H O N




ENGINEERED
WITH STYLE,
DESIGNED
WITH PASSION

LUMINIS




3555 N.W. 53rd Court
Fort Lauderdale, Florida 33309
Tel.: 954-717-4155 Fax: 954-717-4157

For a complete product overview, visit us at:
www.luminis.com




Osram Sylvania has expanded its soft white Dulux EL family with the addition of the EnergyStar-rated Mini Twist Dulux EL lamp, Sylvania's smallest compact fluorescent lamp. The diminutive lamp saves up to 80 percent in energy compared to similar lumen output incandescent lamps. The slimmer, shorter design allows for use in smaller fixtures. The addition of the 13W Mini Twist completes the Dulux EL family to offer an equivalent CFL for popular incandescent bulb types in lumens, shape, size and function. **Circle No. 220**


High Efficiency ballasts from **Universal Lighting Technologies**, co-developed with GE Lighting, conserve energy without sacrificing lamp life or light output and are suited for retrofits and replacements providing savings and quick payback. The ballasts yield an additional 3- to 6-percent savings as compared to standard T8 electronic ballasts. High-Efficiency ballasts operate standard or high-efficiency T8 lamps. THD is less than 10 percent; .78 or .88 ballast factor. **Circle No. 221**



GE Lighting's Biax High-Output Compact fluorescent lamps are available in both 57W and 70W versions and offer high lumen output, long life, amalgam technology and end-of-life protection. These fluorescent lamps combine a very high luminous output with compact size and four-tube shape for circular light distribution. With its wide operating temperature range and long life (12,000 hours) the lamps are suited for a number of applications including high-bay industrial, retail ceilings, arena and sporting facilities, canopy lighting, as well as offices, schools, hotels, restaurants and more.



From **The Watt Stopper**, the WP ultrasonic occupancy sensor integrates with the Smartwired and Complete Control low-voltage relay lighting control panels. The sensor features a 32kHz operating frequency, omni-directional Doppler technology and the Advanced Signal Processing to eliminate false triggers. Users can adjust detection sensitivity as a time delay of 15 seconds to 30 minutes. The sensor can provide coverage of 600-2,200 sq. ft. and of hallways up to 90 linear ft. WP measures 4¹/₅ in diameter x 1¹/₅ in. C/UL-listed. **Circle No. 223**



Leviton Mfg. Co. has expanded its DHC (Decora Home Controls) line with the Toscana Deluxe Programmer, which provides one-touch access to up to 64 whole-house lighting scenes. Scenes can also be accessed through 10 learned IR codes using any standard IR remote. Toscana allows remote control of up to 256 addresses and features Leviton's Intellisense Technology (gated automatic gain control) to help eliminate signal problems caused by line noise. It also permits complex date/time and macro-automated programming of appliances and light via DHC signals from HVAC and security system-enabled devices. Toscana mounts in a standard 4-gang box and requires no external transformer or power line interface. **Circle No. 224**

Novitas' new SuperSwitch 2 wall switch adjusts sensitivity and time delay automatically and immediately in response to occupant behavior, eliminating the need to "learn" behavior patterns over time. When occupants leave a room, SuperSwitch 2 automatically turns lights off, but when a room is occupied, SuperSwitch 2 gives users control over the lights, allowing them to turn off lights even when the room is occupied. The switch is also available in a dual-level version that provides control of two separate loads with one switch. Features include sliding lens blinders that restrict the sensor's field of view and prevent false activation from corridor activity and a selectable manual on mode. **Circle No. 225**



Chosen by Lighting Specifiers.
Awarded by *Architectural Lighting*.

CAST YOUR VOTE

for the industry's leading
lighting manufacturers



The 1st Annual ACE.al Awards

Lighting Specifiers Choice for Excellence.

Recognizing Excellence in Lighting Products + Manufacturers

Some opinions are more powerful than others...

HOW THE PROGRAM WORKS:


1. Take a few minutes to review the list of lighting manufacturers appearing in the ballot section following this page.
2. To vote for those manufacturers that best meet the criteria detailed on this page, locate their assigned number and circle it on the ballot card at the end of the section.
3. Then simply drop your postage-paid ballot in the mail. Your response must be received by July 1, 2002 in order to have your vote counted. Only official ballots published by the magazine will be accepted. Photocopies of ballot will not be accepted.

Voting Criteria

Select the lighting manufacturers who have provided you and your projects with the best:

1. Value
2. Durability
3. Customer Service
4. Design

Winners will be announced in the November/December 2002 issue of *Architectural Lighting*.



The 1st Annual ACE.al Awards

Lighting Specifiers Choice for Excellence.

Recognizing Excellence in Lighting Products + Manufacturers

- | | | | |
|--|---------------------------------|----------------------------------|-------------------------------------|
| 1 3M Light Fiber | 43 Engineered Lighting Products | 85 Light Waves Concept | 127 Quality Lighting |
| 2 Adaptations | 44 ERCO | 86 Lightech | 128 RedGate Technologies |
| 3 Alanod | 45 ETC | 87 Lighting Services, Inc. (LSI) | 129 Schott-Fostec LLC |
| 4 Alera Lighting | 46 ExceLine | 88 Lightolier | 130 Se'lux U.S. |
| 5 Alkco | 47 F.A.D Lighting | 89 Light-Project International | 131 Sentry Electric Corporation |
| 6 American Glass Light | 48 FC Lighting | 90 Linear Lighting | 132 Sirmos |
| 7 ANP Lighting | 49 Fiberstars | 91 Litecontrol | 133 Solara Lighting |
| 8 Architectural Area Lighting | 50 Flos | 92 Litemakers | 134 Solatube International Inc. |
| 9 Architectural Landscape Lighting | 51 Focal Point | 93 Lithonia | 135 Special FX Lighting Inc. |
| 10 Architectural Lighting Systems | 52 Foscarini | 94 Louis Poulsen | 136 Specialty Lighting Industries |
| 11 Ardee | 53 Gardco Lighting | 95 Luceplan | 137 Spero Lighting |
| 12 Aromat Corp. | 54 GE Lighting Systems | 96 Lucifer Lighting | 138 SPI Lighting |
| 13 Artemide | 55 Guth Lighting | 97 Lumiere | 139 Spring City Lighting |
| 14 Artistic Tile | 56 Hadco | 98 Luminis | 140 Stingray Lighting |
| 15 Aurora Lampworks | 57 Hampstead Lighting | 99 Luraline Products Co. | 141 Sunnex |
| 16 Bartco Lighting | 58 Hatch Transformers | 100 Lutrex | 142 Super Vision International |
| 17 Bega Lighting | 59 Hemera, Inc. | 101 Lutron | 143 Sure-lites |
| 18 Beghelli | 60 Hessamerica | 102 Luxo | 144 Targetti |
| 19 Birchwood Lighting | 61 Hex Architectural Lighting | 103 Manning Lighting | 145 Tech Lighting LLC |
| 20 BJB Electric | 62 High End | 104 Martin Professional | 146 Teka Illumination Inc. |
| 21 B-K Lighting | 63 Hubbell | 105 McGraw Edison | 147 The Original Cast Lighting |
| 22 Boca Flasher | 64 Hydrel | 106 Metalux | 148 The Watt Stopper |
| 23 Boyd Lighting | 65 Icon International | 107 Minolta Corp. | 149 THHC Lighting |
| 24 Bruck Lighting Systems | 66 IL America Inc. | 108 Neoray | 150 Times Square Lighting |
| 25 C.W. Cole & Co. | 67 ILEX | 109 Nessen | 151 Tracomán |
| 26 Color Kinetics | 68 Illuminating Experiences | 110 New Metal Crafts | 152 Translite Sonoma |
| 27 Columbia Lighting | 69 Induction Lighting | 111 New Star Lighting | 153 Trend Lighting Co., Inc. |
| 28 Con.daz Lighting | 70 Industry + Design Light | 112 Nordic Aluminium | 154 Tridonic Inc. |
| 29 Con-Tech Lighting | 71 Indy Lighting | 113 NoUVIR Research | 155 Troy-CSL Lighting |
| 30 Cooper Lighting | 72 Insight Lighting | 114 Orbit North America | 156 Unilight Ltd. |
| 31 Crenshaw Lighting | 73 Intertech | 115 Original Cast Lighting | 157 Universal Lighting Technologies |
| 32 D'ac | 74 IRIS | 116 Osram Sylvania | 158 Ushio America |
| 33 Dahlhaus Lighting | 75 Juno Lighting | 117 Panasonic | 159 Valmont Industries, Inc. |
| 34 Davis/Muller Lighting | 76 Kim Lighting | 118 Pathway-The Lighting Source | 160 Visa Lighting |
| 35 Derek Marshall Lighting | 77 Lam Lighting | 119 Peerless | 161 Vistawall |
| 36 Dreamscape Lighting Mfg. | 78 Ledalite | 120 Pennsylvania Globe | 162 W.A.C. Lighting |
| 37 Eclipse Lighting Inc. | 79 Ledtronics Inc. | 121 Philips Lighting | 163 Waldmann |
| 38 Eiko Ltd. | 80 Legion Lighting | 122 Phoenix Products Co. | 164 Wendelighting Inc. |
| 39 Electrix | 81 Leola | 123 Prescolite Lighting | 165 Wila Lighting |
| 40 Electronic Theatre Controls | 82 Leucos USA | 124 PRISMA | 166 Zumtobel Staff |
| 41 Elite Bohemia/Bar Del International | 83 Leviton | 125 Prudential Ligthing | |
| 42 Elliptipar | 84 Lexalite International | 126 Q-Tran Inc. | |