

JUNE 35¢

American Home

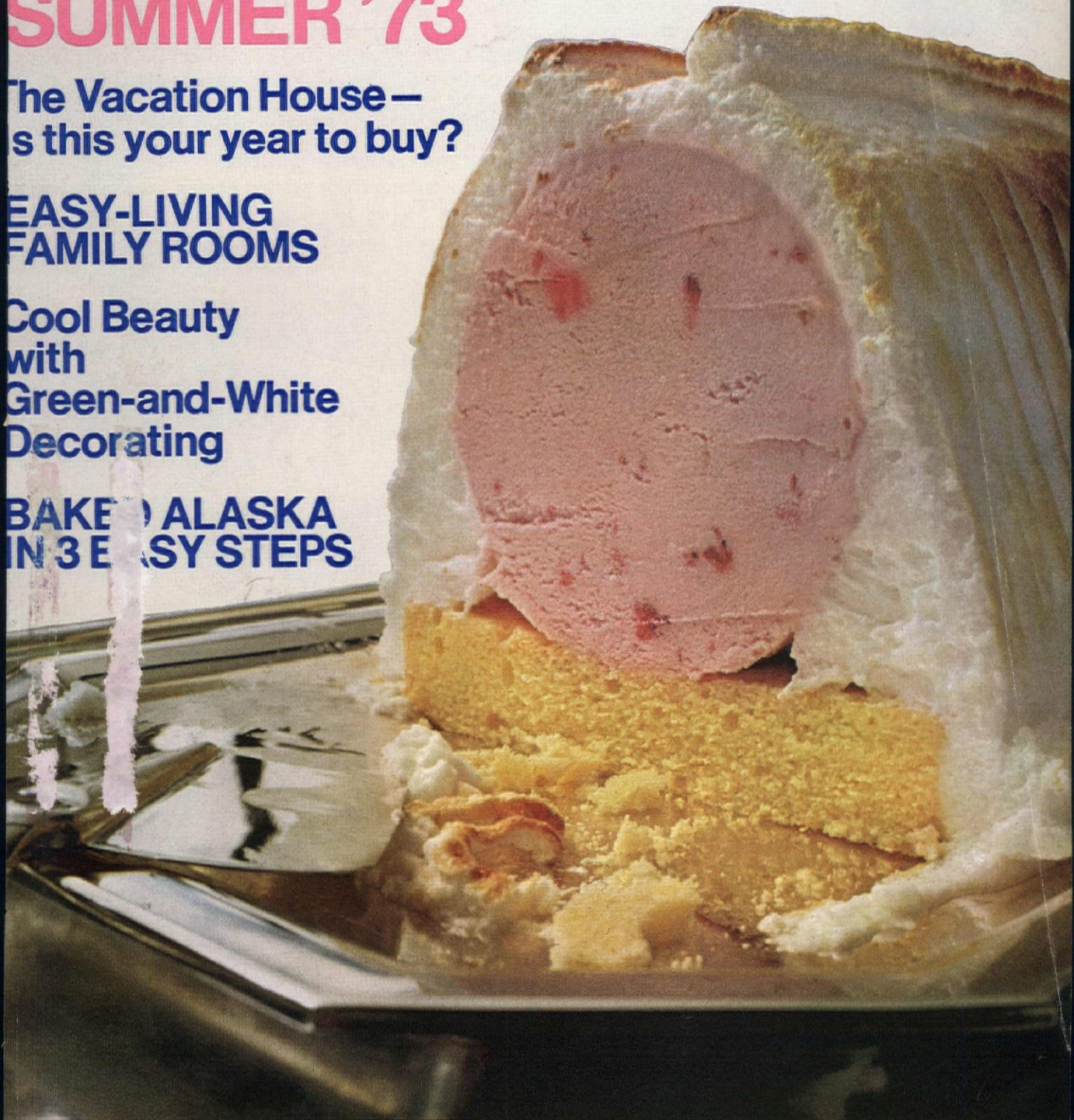
SUMMER '73

The Vacation House—
is this your year to buy?

EASY-LIVING
FAMILY ROOMS

Cool Beauty
with
Green-and-White
Decorating

BAKED ALASKA
IN 3 EASY STEPS



4 Perfect Menus... Inviting Recipes for Great Brunches
AMERICAN TREASURY: Two Centuries of Priceless Glass

Natural slate?

It's indoor-outdoor vinyl tile.

Meet versatile Kentile Casilla™—our excitingly unique idea in solid vinyl tile. Here's a style with all the beauty, texture, and character of natural slate in a long-wearing tile you can use indoors or out. Yes,

Casilla is perfect for outdoor use with the recommended Kentile adhesive. And, if you're a do-it-yourselfer, you'll find working with Casilla Vinyl Tile lots easier than grappling with heavy slate. Casilla won't crack, chip, or splinter. Because the grouting is built-in,

it can't ever crumble or wash away. Tile size:

12" x 12". Thickness: 1/8" for extra wear.

Comes two ways: Slate Blue and Green; Multi-Color style shown below. Wall Base:

Argent Gray KenCove® Vinyl. Safety note: Because Casilla won't support combustion, it's a fire-resistant flooring. See this superbly elegant indoor-outdoor solid vinyl tile at your Kentile® Dealer's. For his name, dial toll-free 800-447-4700 in the continental U.S.; in Illinois, dial 800-322-4400. Or, check Yellow Pages under "Floors."

Makers of quality resilient tile floors and distinctive carpets.

BROOKLYN, N.Y. 11215

KENTILE FLOORS



Two-table test proves New Formula Pledge gives you hand-rubbed wax beauty instantly.

Compare this table

This table was rubbed with Johnson Paste Wax for five long minutes.

Johnson Paste Wax contains natural waxes.

Johnson Paste Wax brings out the natural beauty of the wood.

Johnson Paste Wax gives you the deep soft glow of hand-rubbed wax beauty...with a lot of hard rubbing.

with this table.

This table was sprayed and quickly wiped with New Formula Pledge®

New Pledge contains two natural waxes found in Johnson Paste Wax.

New Pledge brings out the natural beauty of the wood.

New Pledge, Lemon or Regular, gives you the deep soft glow of hand-rubbed wax beauty...*instantly* every time you dust.



ORTHO wishes you a happy harvest.



Who thinks about harvest in the spring? Just about any home gardener who can tell an apple from a croquet ball. It's just good common

sense to anticipate problems before they are problems. A good crop is pretty often the result of good planning.

Fortunately, you needn't go it alone. Today, ORTHO® backs you with the most complete line of garden and home products anywhere. There are dusts, sprays, plant foods, plus a variety of applicators to nourish and protect every inch of your outdoors. For example:

ORTHO Fruit and Vegetable Insect Control is for control of a broad spectrum of insects and mites on fruits and vegetables. Use it to get rid of such garden insect pests as codling moths, aphids, leafhoppers, and Colorado potato beetles to name just a few of them.

ORTHO Tomato Vegetable Dust protects tomatoes, melons, potatoes and certain other vegetables against many common insect pests. In particular: aphids, thrips, tomato fruitworms and Japanese beetles. In addition, it works against damaging plant diseases such as early and late blight, anthracnose, fruit rot



and Botrytis rot. You can use it as a dust or spray.

ORTHO Home Orchard Spray is an outstanding multi-purpose spray for apples; pears, stone fruits, strawberries and grapes. It's effective against a variety of insects and mites as well as such crop-damaging diseases as black rot, brown rot, scab and fly speck.

ORTHO Tomato Food is highly recommended for feeding tomatoes. It helps assure good growth and larger fruit. This product is available in both pellet and liquid form, whichever you find more suitable to your needs.

Of course there are a great many more fine ORTHO products to insure healthier crops and better yields.

No, springtime isn't too early to start to think about protecting what you grow. In fact, it's the surest way to a happy harvest. There's a man who can be very helpful to you. He's your local ORTHO Dealer, an expert on growing things.

Introductory offer - \$295 value for \$100. Here's a book for everyone who grows vegetables. 112 pages, 48 pages of color pictures. Three regional editions: South, West, Midwest/Northeast. Mail \$1.00 plus 25¢ handling per copy to Book Offer, P. O. Box 660, Dept. AH-6, Long Beach, CA. 90801. The regular suggested cover price will be \$2.95 after October 1, 1973.



ORTHO Chevron Chemical Company

TM'S: ORTHO, CHEVRON AND DESIGN — REG. U.S. PAT. OFF. AVOID ACCIDENTS: READ THE LABEL AND USE ONLY AS DIRECTED.

Any 11 stereo tapes for only \$1.97

if you join now and agree to buy eight tapes (at regular Club prices) in the coming two years

And you will also receive a CARTRIDGE or CASSETTE CARRYING CASE



Handsome black leather-like carrying cases - one holds 10 cartridges; the other 12 cassettes... given to Cartridge or Cassette members as an extra bonus!

226431 CARLY SIMON NO SECRETS	226332-226333 NEIL DIAMOND HOT AUGUST NIGHT	226247 TAMMY WYNETTE THE FIRST SONGS OF THE FIRST LADY	226270 LAST TANGO IN PARIS	226059 DON McLEAN FEATURING THE DRY-CELL DREIDEL
207018 BILLY PAUL GOING EAST	221687 LAURA NYRO THE FIRST SONGS	225639 THE HOLLIES ROMANY	225367 ARTHUR FIEDLER and THE BOSTON POPS Gotta Travel On	22745 IT'S A BEAUTIFUL DAY LIVE AT CARNEGIE HALL
225982 THE MOODY BLUES SEVENTH SOJOURN Isn't Life Strange	218478 CARPENTERS A SONG FOR YOU	226288 THE BUDDY MILES BAND CHAPTER VI L.A. Resurrection	227496 THE STATLER BROTHERS BIG COUNTRY SYMPHONIES M E MAJOR	216341 THREE DOG NIGHT Seven Separate Fools
225938 MARTY ROBBINS THIS MUCH A MAN	227468 FARON YOUNG THIS TIME THE HURTIN'S ON ME	225631 MAHAVISHU ORCHESTRA BIRDS OF FIRE	227512 BETTE MIDLER THE DIVINE MISS M	227462 STEELY DAN Can't Buy A Thrill SO IT AGAIN
227900 PERCY FAITH + CLAIR Also Speech Zarathustra (2001) Dueling Banjos + MORE	226156 ELTON JOHN DON'T SHOOT ME I'M ONLY THE PIANO PLAYER	226420 BARBRA STREISAND Live Concert At The Forum	226368 JOY Great Composers' Hits for the '70's	227447 THE BEST OF MOUNTAIN
227674 LOST HORIZON MUSIC CONCEPTS Also COMPOSED BY Bart Sackhoff	218477 SIMON & GARFUNKEL'S GREATEST HITS	226163 JUDY COLLINS True Stories And Other Dreams	226019 ENGELBERT HUMPERDINCK IN TIME	225994 WEST, BRUCE & LAING WHY DON'TCHA
226723 FOX Y LADY CHER	227793 ERIC CLAPTON Lovin' You Lovin' Me	227207 EUMIR DEODATO PRELUDE	227454 LYNN ANDERSON KEEP ME IN MIND	225449 BILL QUATEMAN Get It Right On Out There + Only Love
226834 CAROLE KING RHYMES & REASONS	227363 THE BEST OF JAMES GANG FEATURING JOE WALSH	219465 TOM JONES CLOSE UP	226102 JOHNNY NASH I CAN SEE CLEARLY NOW 5TH OF 7	226373 ETHEL MERMAN Merman Sings Merman
227371 JIM CROCE LIFE AND TIMES One Look Set Of Footprints	225826 SANTANA CARAVANSERAI	227504 TED HEATH ORCHESTRA SALUTE TO GLENN MILLER	227199 GILBERT O'SULLIVAN BACK TO FRONT	226038 Ferrante & Teicher Play The Hit Themes
227116 AL GREEN GREEN IS BLUES	225894 FOUR TOPS KEEPER OF THE CASTLE	224760 YES CLOSE TO THE EDGE	226000 THE PARTRIDGE FAMILY AT HOME WITH THEIR GREATEST HITS	222186 O'JAYS BACK STABBERS
224296 LOGGINS AND MESSINA Your Mama Don't Dance	225506 360 DEGREES OF BILLY PAUL Me and Mrs. Jones	225164 TOM T. HALL GREATEST HITS	224030 AL GREEN I'M STILL IN LOVE WITH YOU	224759 LYNN ANDERSON'S GREATEST HITS
227322 JOHNNY MATHIS ME AND MRS. JONES	224489 MELANIE Stonelight Words	221184 DONNA FARGO THE HAPPIEST GIRL IN THE WHOLE U.S.A.	224584 BOOTS RANDOLPH PLAYS THE GREAT HITS OF TODAY	225394 BREAD THE GUITAR MAN
225359-225360 "TOMMY" (96) as performed by the London Symphony Orchestra and Chorus with Guest Soloists AS YET	223123 LIZA MINNELLI Liza with a "Z"	224816 CHARLIE McCOY Me and Bobby McGee	224147 JOE COCKER Pardon Me Sir	226095 BOBBY GOLDSBORO Greatest Hits
223222 CAT STEVENS CATCH BULLAT FOUR	227703 Tammy Wynette My Man	221457 SONNY JAMES WHEN THE SHOW IS ON THE ROSES	207662 Everything You Always Wanted To Hear On The Hoag	226748 The Partridge Family Notebook
216791 ALICE COOPER SCHOOL'S OUT	222526 FARON YOUNG This Little Girl Of Mine	226444 MOODY BLUES Days of Future Past	225328 POCO A Good Feelin' To Know	227226 ORIGINAL CAST GODSPELL
227066 RAY CONNIF I Can See Clearly Now	225678 INSIDE THE MIND OF BILL COSBY	222125 BERT KAEMPFER Greatest Hits - Vol. 2	214650 Blood, Sweat & Tears GREATEST HITS	
221919 EMERSON, LAKE & PALMER TRIOLOGY	222646 ANDY WILLIAMS ALONE AGAIN (NATURALLY 7)	222125 ROD STEWART Never A Dull Moment	TAKE YOUR PICK	
223172 THE STATLER BROS. COUNTRY MUSIC THEN AND NOW	218759 FRANK SINATRA IN THE BEGINNING 1943 TO 1951	223466 MAC DAVIS BABY DON'T GET HOOKED ON ME	<input type="checkbox"/> 8-track cartridges	<input type="checkbox"/> 7" reel-to-reel tapes
221424 CHICAGO V Saturday in the Park State of the Union	222266 HAROLD MELVIN & THE BLUE NOTES 18155 YOU	225318 KRIS KRISTOFFERSON JESUS WAS A CAPRICORN	<input type="checkbox"/> tape cassettes	
222918 THE 5th DIMENSION Greatest Hits On Earth	221176 ELTON JOHN HONKY CHATEAU	211755-211756 JESUS CHRIST SUPERSTAR A ROCK OPERA		
225398 MARTY ROBBINS I've Got A Woman's Love	227348 GEORGE JONES & TAMMY WYNETTE Let's Build A World Together	226274 DONNY OSMOND "MY BEST TO YOU"		
187112 GERSHWIN'S Greatest Hits Rhapsody In Blue, etc.	227025 JOHNNY CASH Any Old Way That Wins	226647 SONNY JAMES SINGS THE GREATEST COUNTRY HITS OF 1972		
225118 SUPER FLY Music of CURTIS MAYFIELD	226448 ROY CLARK LIVE!	221669 T. REX THE SLIDER		
220061 DON McLEAN American Pie	212645 CARLY SIMON ANTICIPATION The Slide You Think You Can	192683 ROBERTA FLACK FIRST TAKE		

Just mail the application together with your check or money order for \$1.97 to order your 11 stereo tapes (be sure to indicate whether you want cartridges, cassettes or reel tapes). In exchange . . .

You agree to buy just eight more selections (at regular Club prices) in the coming two years - and you may cancel membership at any time after doing so.

Your own charge account will be opened upon enrollment. The selections you order as a member will be mailed and billed at regular Club prices: cartridges and cassettes, \$6.95; reel tapes, \$7.95 - plus processing and postage. (Occasional special selections may be somewhat higher.)

You may accept or reject selections as follows: every four weeks you will receive a new copy of the Club's music magazine, which describes the regular selection for each musical interest . . . plus hundreds of alternates from every field of music. (Since you'll receive 13 informative magazines a year, you'll always be up-to-date on the most current hits.)

... if you do not want any selection offered, just mail the response card provided by

the date specified (you'll have at least ten days in which to make your decision)

... if you want only the regular selection for your musical interest, you need do nothing - it will be shipped automatically (naturally, you may return the regular selection at our expense and for full credit if you did not have at least ten days in which to decide)

... if you want any of the other selections offered, just order them on the response card and mail it by the date specified

... and about four times a year, we will also offer some special selections (usually at a discount off regular Club prices), which you may reject by mailing the special dated form provided . . . or accept by simply doing nothing.

You'll be eligible for our bonus plan upon completing your enrollment agreement - a plan which enables you to save at least 33% on all your future purchases. Act now!



Mail this application with your check or money order for \$1.97 to order 11 selections

Columbia House, Terre Haute, Indiana 47808

I am enclosing my check or money order for \$1.97 as payment for the eleven selections shown below. Please accept my membership application. (If I enroll in the Cartridge or Cassette Division, I will also receive the Tape Carrying Case as an extra bonus.) I am interested in the following type of recorded entertainment:

- 8-Track Cartridges (V6-W) 28A
- Tape Cassettes (V7-X)
- Reel-to-Reel Tapes (K7-Y)

Be sure to check one box only

Write in numbers of 11 selections

As a member, I agree to buy eight selections (at regular Club prices) during the coming two years and may cancel membership any time thereafter. If I continue, I will be eligible for your bonus plan. All selections will be described in advance in the Club magazine, sent every four weeks. If I do not want any selection, I'll mail the response card by the date specified - or use the card to order any other selection. If I want only the regular selection, I need do nothing - it will be sent automatically. From time to time, I'll be offered special selections which I may accept or reject by using the dated form.

MY MAIN MUSICAL INTEREST IS (check one box only)

Easy Listening 2 Teen Hits 7 Country 5 Classical 1

Mr. Mrs. Miss

(Please Print) First Name Initial Last Name

Address.....

City.....

State..... Zip Code.....

Do you have a telephone? (check one) Yes No T87/S73

APO, FPO addressees: write for special offer

You and the sea
and the summer...



If you're a girl who lives summer in the sea, swimming and romping in the waves, then you probably know about Tampax tampons. They're the sanitary protection you wear internally, which means they'll free you to enjoy water sports while protecting you. Dependably, comfortably, invisibly. Right from the first day of your monthly period. Swimming—one more good reason to rely on Tampax tampons.



The internal protection more women trust

TAMPAX
tampons

MADE ONLY BY TAMPAX INCORPORATED, PALMER, MASS.

American Home

FOR FAMILIES WHO KNOW HOW TO LIVE

BUILDING AND ARCHITECTURE

- 21 Vacation Homes '73
- 30 Vacation House of the Month: Super-Flexible Barn
- 36 Why We Need the Guaranteed House
- 50 Where It's Summer All Year

INTERIOR DESIGN AND DECORATING

- 25 Best Buys in Folding Chairs
- 26 1 Headboard . . . 6 Looks
- 41 Make a Splash with Shells
- 45 Easy-Living Family Rooms
- 49 Multipurpose Plus
- 54 The Cool World of Green and White
- 57 Shell Showmanship

EQUIPMENT

- 23 The Food Savers
- 27 Your Take-Along Summer Kitchen

FOOD

- 61 Sunny-Day Brunches
- 62 Cooking Lesson No. 56: Baked Alaska
- 66 Winning Ways with Canned Meats

GARDENING

- 24 The Everblooms: Colorful impatiens—for year-round beauty

AMERICAN TREASURY

- 58 Our Priceless Heritage of Glass

KNOW HOW: 8-Page Special

- 21 Vacation Homes '73
- 23 The Food Savers
- 24 The Everblooms
- 25 Best Buys in Folding Chairs
- 26 1 Headboard . . . 6 Looks
- 27 Your Take-Along Summer Kitchen
- 28 The Good Life

FEATURES

- 8 This Month in American Home
- 11 Lifestyle: The Henry Saenzes of Pittsburgh, Pennsylvania
- 14 New Bedtime Story: Today's rigid regulations for greater mattress safety
- 18 Pets: Grooming Your Family Dog
- 74 Shopping Information
- 74 Building Materials and Sources

HOME PROJECTS

- 34 Pick a Pair of Mini-Pillow Kits

SHOP BY MAIL

- 82 American Home Market Place

COVER: Our Cooking Lesson this month (pages 62-63) is a foolproof 3-step version of that spectacular classic, Baked Alaska. No. 56 in this popular series by French chef Jacques Jaffry, it typifies the fine culinary artistry with simplified techniques perfected by American Home for your cooking pleasure. Photographer: Rudy Muller.

© 1973 Downe Publishing, Inc., a subsidiary of Downe Communications, Inc., 641 Lexington Ave., New York, N.Y. 10022. All rights reserved. Title reg. U.S. Patent Office. Published monthly. Second-class postage paid at New York, N.Y. and at additional mailing offices. Authorized as second class mail by the Post Office Department, Ottawa, Canada, and for payment of postage in cash. All mail concerning subscriptions should be addressed to **American Home**, P.O. Box 4568, Des Moines, Iowa 50306; **Subscription Price:** U.S. and Possessions and Canada: One year \$4.00. Pan American countries: One year, \$5.50. All other countries: One year, \$6.00. Downe Communications, Inc. also publishes Ladies' Home Journal and Family Weekly. Editorial and advertising offices, **American Home**, 641 Lexington Ave., New York, N.Y. 10022. California office, 425 California St., San Francisco, Calif. 94104.

Advertising and Sales: Donald M. Hufford, Associate Publisher/Advertising Director; Robert E. MacVicar, Eastern Sales Manager; John D. Culp, Western Sales Manager; Richard Danehe, Los Angeles Sales Manager; Richard S. Wasley, San Francisco Sales Manager; Elizabeth Riggins, Manager Special Services; Stephen E. Silver, Marketing Director; Mary Powers, Director of Reader Reaction Bureau.

Manuscripts must be accompanied by self-addressed envelopes and return postage. Publisher assumes no responsibility for return of unsolicited manuscripts or art.

CHANGE OF ADDRESS: If you plan to move, notify **American Home**, P.O. Box 4568, Des Moines, Iowa, 50306, at least 8 weeks in advance. Send new and old address from a recent copy. Postmaster: Send form 3579 to same address. Other subscription correspondence to: P.O. Box 4571, Des Moines, Iowa 50306.

Gloria Vanderbilt



Designs and Creates
a Collection of
fabrics
and Home Fashions
Exclusively
for Bloomcraft.

Here, at last, a collection of fabrics bearing the creative signature of one of America's most talented women: color, whimsey, and sophistication.



Charming, decorative pillows come ready-made in several of the patterns for mixing and matching on couches, chairs, beds, or wherever you need a finishing touch.

Ready-made bedspreads and draperies come in most patterns. All in standard sizes for your decorating convenience.



Treat yourself to THE GLORIA VANDERBILT IDEA BOOK. A 14" x 18", hard-cover book filled with ideas and suggestions on how to make the most of your home through the creative use of fabrics. It's a limited edition, being offered for \$12.50, including postage and handling.



295 Fifth Avenue, New York, New York 10016
Bloomcraft

**DUPONT
ZEPHEL**
SOIL/STAIN REPELLER

Available at fine stores throughout the country including: Burdine's—Miami and Branches • Rikes—Dayton and Branches • J. W. Robinson—Los Angeles and Branches • John A. Brown—Oklahoma City and Branches Jordan Marsh Co.—Boston and Branches • Carson Pirie Scott—Chicago and Branches
For other locations, contact Bloomcraft, Dept. V for the store nearest you.

For a really clean wash, Adrienne Collins uses Clorox.[®] And her new Ward's Signature[®] washer adds it automatically!

"I've always added Clorox to my family wash. It gets out stains and dirt my detergent alone can't. Now I can add it to the bleach dispenser of my new Montgomery Ward washer. And I know it's going into my wash at exactly the right time, to get bleachable whites and colors, permanent press and synthetics clean and bright. Even problem stains are no problem, with the Clorox stain removal guide packed in my Montgomery Ward washer. Washdays are so easy—with my Montgomery Ward washer and Clorox."

Adrienne Collins




Clorox. It's automatic with Ward's Signature.[®]

Montgomery Ward's new Super-Sized, Heavy-Duty Automatic Washer. Eleven cycles are programmed for flexible washing. Six-ounce to 20-pound capacity for delicates, durables, non-colorfast and knit garments. Many bulky items—area rugs, draperies, king-size washable bedspreads—can be accommodated. Enjoy four-speed combinations . . . Automatic Detergent, Bleach and Fabric Conditioner Dispensers . . . plus matching 20-pound capacity gas or electric Automatic Dryers.

Clorox has agreed with Montgomery Ward to supply Clorox literature packed by Montgomery Ward and to feature their appliances in Clorox advertising.

©1973, The Clorox Company. "Clorox" is a registered trademark of The Clorox Company.



THIS MONTH IN American Home



Treasury editor Rosemary L. Klein shows a piece of lacy Sandwich glass.

A year ago this month, rain-swollen rivers in upstate New York burst through their dikes and inundated the town of Corning. Among the flood casualties was the Corning Museum of Glass, whose world-famous collection was on permanent display. When the waters subsided, the museum staff waded in and found chaos: display cases overturned in six inches of mud. Though damage to the building was extensive, the collection itself, amazingly, for the most part was spared. But cleaning caked mud from individual pieces—all priceless and irreplaceable—proved long and laborious.

The community pitched in; some families even took pieces home for safekeeping during the cleanup process. The restoration had not even been completed when the museum extended the courtesy of allowing us to photograph several choice pieces in its collection to tell the early history of American glass. You will find the results on pages 58-59, where the story begins.

The willingness of museum officials to aid us was due in no small part to the friendly persuasion of our American Treasury editor Rosemary L. Klein. Her regard for antiques communicates as strongly to curators and collectors as to readers who write that they are "thrilled" and "delighted" by her articles, or that they "love to see old, restored homes and antiques in your magazine. Please keep it up!"

Rosemary believes she inherited a love for things old and beautiful from her grandmother in England, where she was born. Now that she's a naturalized American, that love has become an affinity for early American antiques and architecture. Formerly on the staff of *American Heritage* magazine, Rosemary functions for us as a one-woman department. She plans stories, does her own scouting and research, works with photographers when pictures are taken and then writes and double-checks her own work. For future issues she's developing features on Pennsylvania German arts and crafts and the colorful history of the American table, to which she will again bring her innate skills and love for things old and beautiful.

Rosemary L. Klein
Editor

"The styling coup of '73"

When we introduced the Hornet Hatchback this fall, Car & Driver Magazine called it "The styling coup of '73."

And along with sportscar styling, you get room to travel in; 23 cubic feet of cargo space with the back seat folded down.

Now we've added something else. An optional Levi's interior. The look of jeans,

copper buttons, orange stitching...even a Levi's tab.

So if you want the style, the performance, the room, the Levi's interior and the American Motors Buyer Protection Plan, get a Hornet Hatchback at your AMC dealer, where he'll give you a good deal and a good deal more.



Buckle up for safety.

AMERICAN MOTORS BUYER PROTECTION PLAN

1. A simple, strong guarantee, just 101 words!

When you buy a new 1973 car from an American Motors dealer, American Motors Corporation guarantees to you that, except for tires, it will pay for the repair or replacement of any part it supplies that is defective in material or workmanship. This guarantee is good for 12 months from the date the car is first used or 12,000 miles, whichever comes first. All we require is that the car be properly maintained and cared for under normal use and service in the fifty United States or Canada, and that guaranteed repairs or replacement be made by an American Motors dealer.

2. A free loaner car from almost every one of our dealers if guaranteed repairs take overnight.

3. Special Trip Interruption Protection.

4. And a toll free hot line to AMC Headquarters.

AMC  **Hornet**

We back them better because we build them better.

Where to look for quality in a soft drink.

Make sure you buy the one that refreshes and satisfies more people than any other. That's Coca-Cola.

Quality comes from quality control. Our bottlers pull bottles of Coke off the line at regular intervals and put them through at least 5 tests—including carbonation, appearance, and, of course, taste.

Back in 1886, Coca-Cola was made with natural flavorings. It still is. Today's bottle of Coke has the same great taste as yesterday's.



Taste. There is nothing in the world that tastes exactly like Coca-Cola. That's one reason they call it the real thing.

Experience. 87 years worth. Most of our bottling companies have over 40 years' experience. In 87 years, people have changed but not our standards!



**It's the Real Thing.
Coke.**
Trade-marks

LIFESTYLE

The Henry Saenzes of Pittsburgh, Pennsylvania

The Saenz family never seems to stop. One minute Henry and Ardeth and the children—Stephen, 12, Vicki, 9, and Sandy, 7—are restoring an American primitive painting or papering a room, the next they are up to their elbows in French-pastry dough.

But whatever they're up to, the Saenzes do things with enthusiasm and flair. Love of early Americana, for instance, has turned them into avid collectors and their Pittsburgh home into a showcase. In their search for antiques, Henry and Ardeth have found many in need of repair. "The most gratifying way to repair something you really like is to do it yourself," says Henry, who manages H. J. Heinz grocery package design. "Once you read up on it, take it apart and put it all back together, it's

In living room (below), filled with family favorites, Henry reweaves a coverlet, Ardeth shows Vicki a rug-hooking technique, Stephen brings in hot chocolate he has made.

The gracious Saenz home attests to a love of American antiques and also to the closeness of an active young family. Clockwise from top (right): Stephen, Ardeth, Sandy, Vicki and Henry.

usually not hard to fix." Henry has recast broken pewter bowls, restored old paintings and most recently refinished a huge Sheraton four-poster bed, for which Ardeth will do a crewel-work canopy and spread.

The young Saenzes take after their parents: It's not uncommon to find Sandy making candles or working with Vicki on reweaving an Oriental rug, or to see Stephen refinishing an antique table. "Some people might think we're a bit project-mad," muses Ardeth, "but this is our way of being together and relaxing."

The family's biggest project is their 35-year-old colonial-style home. Since moving in six years ago, "we're working on the house" has meant carefully researching (continued)



The Saenz home is a showcase of treasures, collected and restored.

authentic colonial wallpapers and paint colors, sanding floors, rebuilding moldings.

Their kitchen, a combination of rustic charm and modern conveniences, sets the stage for Henry and Ardeth's other avocation—gourmet cooking (they used to give lessons in their home). Though partial to French cuisine, they will often concoct a feast of Henry's native Texas fare or dishes that are part of Ardeth's

Swedish heritage. A favorite of the children is the roast beef and Yorkshire pudding dinner that ushers in a family "turn-of-the-century night"—the meal is served by candlelight, on antique dishes. Their parents' special delight is joining gourmet friends for an elegant tailgate picnic during steeplechase events at Rolling Rock Raceway in Ligonier. The Saenzes might bring a poached chicken with mayon-

naise, or cheeses and breads.

Someday, somewhere, Henry and Ardeth would like to open what they call a "mini Williamsburg," with a gourmet restaurant and antiques shops. Already, they can count on the children's enthusiasm. "The kids have a love of history that stems from what we have collected," says Henry. "Art for all of us is in the things we use everyday, whether we eat them or stand back and admire them."



Ardeth puts finishing touches to her special stuffed leg of lamb (above). Antique utensils and copperware hang from kitchen beams which, like the cabinets, the Saenzes made from the weathered planks of an old barn they tore down.

Stephen watches his father decorate a strawberry charlotte (above, left). On rack behind them is antique pewter the family collects—and uses daily.

In their "project room" (left), Henry shows Vicki how to reweave a rug. Collage of folk art and pot of wild grasses the family has picked and dried give the room a homey touch.

If Colgate is just a kid's cavity fighter, how come Gwen Verdon won't brush with anything else?



The *Sweet Charity* of Gwen Verdon is well known to many people. For even while starring in Broadway hits from *Damn Yankees* to *Redhead*, Gwen's life has been people. Teaching. Working with the under-privileged. Giving. That's what Gwen Verdon is all about.

Gwen brushes with Colgate, a toothpaste for people who like people. Colgate freshens breath as long as a leading mouth-wash as clinical test results show. And the taste is brisk and clean.

Only your dentist can give teeth a better fluoride treatment than Colgate with MFP. But a great cavity fighter can be a powerful breath freshener, too.

If you like people, be sure you brush with Colgate. Gwen Verdon wouldn't think of brushing with anything else.



**Colgate
with MFP...the
breath-freshening
cavity fighter.**

NEW BEDTIME STORY

You spend a third of your life in bed, so selecting a mattress just has to be an important decision. New government standards, effective this month, will make mattresses safer. But wise shoppers should also consider cost, style, comfort, construction, size, firmness and, of course, quality.

Not so long ago, a mattress's cost and consumer appeal were determined mainly by comfort and serviceability potential. But now, due to the intervention of a government agency, a new dimension has been added: *safety*. The story began in September 1971, when the Federal Trade Commission became alarmed about the inordinately high rates of death, injury and property damage resulting from fires involving mattresses. Notice was served on manufacturers that mattresses would soon have to meet strict flammability standards. These standards go into effect this month: All mattresses manufactured after June 7 must pass rigid flammability tests prescribed by the FTC. New regulations apply to mattress pads as well, but specifically exclude box springs, air mattresses, water beds and previously manufactured bedding remaining in the inventory of stores or makers.

Safety and cost. What are the implications for the consumer? First, and most obvious, is the assurance of greater safety for you and your family, particularly if your household harbors an incurable bedtime smoker. Next is the implication of cost. Development of new materials and methods of manufacture, and adaptation or treatment of existing materials to enable them to pass flammability tests are expensive; one estimate puts the manufacturers' testing and record-keeping costs at 50 cents per mattress. And all of the increases will be passed on to the consumer in the form of higher prices.

Hardest hit are the low-priced models, since compliance with new requirements involves a higher-percentage increase over former retail prices. Some industry sources expect low-to-moderate-priced mattresses, as we know them today, to disappear from the market completely. In middle and upper brack-

ets, prices are expected to rise by at least \$10 at the retail level.

Style and comfort. Will the new mattresses look or feel any different? No. However, a resurgence of interest is expected in flat-top innerspring mattresses, since these can be made to satisfy the new standards with proportionately lower increases in the cost of labor and components. In the past, tufted mattresses have been popular, largely because they look more luxuriously comfortable than smooth, flat-top designs. Post-regulation models in tufted styles will be few and far between, except at top-of-the-line prices, because more layers—or thicker layers—are needed to produce tufted mattresses that pass flammability tests.

Simmons is meeting the new requirements in two lines by means of a material developed through eight years of research undertaken jointly with Du Pont. Pneumocel, its generic name, is Dacron foam filled with a combination of air and Freon gas; in innerspring construction, it replaces pads of sisal and cotton sandwiching the coils.

Polycel, Simmons' name for the new padding, is lighter than the old materials, so the mattresses are lighter, too. A Polycel mattress in the double size, for example, weighs 25 pounds less than a prestandard double mattress. Costs, on the other hand, are about 10 percent higher at the consumer level; twin-size mattresses in Simmons' two Polycel lines are priced at \$89.95 and \$129.95. But since Polycel mattresses are expected to last longer than the old models, replacements will not be needed as often as in the past.

Sealy is using a heat barrier of polyurethane foam directly beneath mattress coverings—as well as fire-retardant thread, tape and welting—to satisfy FTC regulations. They are continuing

to make their luxurious top-of-the-line multineedle quilt-top models. And they expect customer demand for better bedding to remain constant, despite increased prices, since the industry has observed a general and sustained upgrading of bedding selections at the retail level in recent years.

Construction. How will changes in mattress construction, engendered by the new regulations, affect comfort? According to one industry spokesman, there are no discernible differences in consistency, since manufacturers have adjusted inner components to compensate for addition of the heat barrier, so mattresses will continue to be available in varying degrees of firmness to suit individual tastes.

Size. Other considerations have a far greater effect on sleeping comfort; the first of these is adequate bed size. Today's Americans are taller, wider and heavier than past generations; yet manufacturers continue to make, stores continue to sell and customers continue to buy beds that are too small. For example, the double bed, only 54 inches wide, is supposed to accommodate two adults, but allows each only 27 inches, the width of a standard crib! In a shared bed, each occupant should have a minimum width of 38 inches for sound, uninterrupted sleep. An accepted bed-length standard for sleeping comfort is 10 inches longer than the sleeper; yet the best-selling bed length is 75 inches, and anything longer is labeled "extra-long." This assumes that most of us are under 5 feet, 6 inches tall!

There are so many standard bed sizes, it's no wonder shoppers become confused. Study this chart in terms of the prescribed minimums and space limitations to determine the proper size for your requirements:

Cot: 30 by 75 inches (continued)

The End of The Naked Bathroom.

It begins with Sears washable bath carpet.



If Sears has its way, no bathroom in America will ever go bare. Because a naked bathroom isn't very nice to step into. But Sears Cloud Supreme Carpeting is.

Soft, deep, fluffy as a cloud, it's made of long-wearing 100% DuPont nylon pile. So it's 100% machine washable and dryable. It's even backed with a thick foam cushion

for extra softness underfoot. And Cloud Supreme is so easy to install yourself. All you need is an ordinary pair of scissors.



Choose from fifteen beautiful colors. At a beautiful price. Under \$30 does it for the average five-foot by six-foot bathroom.

With a whole wardrobe of color coordinated accessories. Towels. Shower curtains. Bath rugs. Lid and tank covers. Available at most Sears, Roebuck and Co. stores and through the catalog.

Sears Bath, Slumber and Linen Shop.

- Divan: 33 by 75 inches
- Single: 36 by 75 inches
- Twin: 39 by 75 inches
- Three-quarter: 48 by 75 inches
- Double (or full): 54 by 75 inches
- Extra-long twin: 39 by 80 inches
- Extra-long double: 54 by 80 inches
- Queen: 60 by 80 inches
- King: 76 by 80 inches

Firmness. Another factor influencing sleeping comfort is mattress firmness. It's a mistake to equate softness with comfort. A too-soft mattress doesn't give proper support, and can actually interfere with sleep. Turning over on a very soft mattress requires exertion, sometimes enough to awaken the sleeper. Since 85 percent of body weight is centered between shoulders and hips, sup-

port in this area should be adequate. If it's not, the hips sink in, the head pops up, the spine curves like a hairpin, and sleep is anything but restful.

Don't be guided by a label's claims or a salesman's assurances of firmness. One sleeper's firm is another's soft, and the only way to determine a mattress's consistency is to lie down on it. Most shops and bedding departments recognize the need to test bedding, and encourage the shopper to stretch out.

If a bed is to be shared, both partners should shop for it as a team, so they can test beds together. This is particularly important if there's an appreciable difference in their weight. If the bed lacks proper support, it will sag on the heavyweight's side; the lightweight will

be hard put to fight a downhill roll, and sleepless nights are inevitable for both. One assurance against sagging under pressure is adequate spring count in an innerspring mattress. The number can range from as low as 180 to as high as 1,000; the higher the count, the greater the mattress's ability to adapt to the weight and shape of the sleeper.

Quality. Here are quality details to look for in innerspring mattresses.

Ticking (or covering). It should be strong, tightly woven, weighing at least 26 ounces per yard.

Borders. Strong edge supports make a firmer center and prevent edge sags.

Handles. At least two on each side make for easy mattress turning. Better mattresses have cord, nylon or metal handles, securely fastened.

Ventilators. Metal or plastic grilles inserted in border panels allow a mattress to breathe, keeping air circulating to inner materials. Test efficiency by sitting on bed edge with your hand in front of ventilator; you'll feel air rush out as mattress is compressed, and pull in again when released.

Foam. These mattresses can be latex (rubber) or urethane (plastic) foam; in both, the principal ingredient—up to 95 percent—is air, contained in tiny, interconnected cells molded into a permanent shape. Both are nonallergenic, mildewproof, mold-resistant and already meet new flammability standards. Both have a bounce-back resilience preferred by many over the more unyielding innerspring mattress. One drawback of the earlier foam mattresses has been corrected: Welled covers of earlier models had a tendency to slip off the boxing and slide around the mattress. But at least one manufacturer's foam mattresses have taped edges, to which cover welts are securely stitched to prevent shifting.

Foundation. Most mattresses, whether foam or innerspring, are used in conjunction with a box-spring foundation. Since its construction is largely concealed, a box spring is a relatively blind item to buy. But there are some construction details you can determine for yourself. For example, most box springs and mattresses are sold in sets. After you've tested the two together, have the sales clerk remove the mattress; then lie down on the box spring alone. If you can feel the coils, the spring lacks sufficient padding. Move around a bit; if squeaks and sounds from the depths of the spring are excessive, look for a

Introducing the hard-working anti-perspirant with a new fragrance made for a woman to wear.

We asked aerosol anti-perspirant users to compare Hour after Hour's new fragrance with their favorite brand's.

The result:

Hour after Hour's soft, subtle—even sensuous—new fragrance was overwhelmingly preferred.

And the kind of protection you get

from Hour after Hour® is great, too. Because it works hard to help stop all three kinds of wetness:

Wetness caused by heat, tension, and exercise. Yet, it's protection that's gentle, non-stinging.

Look for Hour after Hour in the bright new can. You'll prefer it, too.

Look for the bright new can.



quieter, more tightly built model. Check the underside of the spring to determine strength of framing. Even if a muslin dust cover has been stretched across the bottom, you can still feel the horizontal supports through the material; the more there are, the sturdier the construction. Other quality clues include: plastic guards sheathing bottom corners to protect covering at points of greatest strain; double-stitched, welted edges; heavy, tightly woven ticking.

Not all beds have box springs. Due to their size, they're not used in some platform beds, storage beds, high-risers, trundle beds, bunk beds. Many of these designs use space-conserving flat springs or, in some cases, no springs at all. If you're considering one of these beds, the stretch-out test is of paramount importance, as the sensation is different.

When bedding is new, the inner-spring mattress should be turned every two weeks—side to side and end to end—to distribute wear evenly. After six months, when it's firmly packed down, turning four times a year is sufficient. Foam mattresses do not require turning.

Frame. The traditional bedstead—headboard, footboard, side rails, spring supports—has all but disappeared from the current market. Taking its place is

the metal bed frame: sturdy, hygienic, functional and eminently ugly (a dust ruffle is a good disguise, and also protects box spring from soil).

Frames are structurally independent, but have fittings for easy attachment of headboards. One frame style, adjustable from twin-bed to double-bed width, has two horizontal steel bars beneath the spring and four legs terminating in casters. For queen-size or extra-long beds, a six-leg model with three horizontal reinforcing bars is recommended. When ordering a frame, be sure to specify whether the bed is to stand on a hard-surface floor (wood, vinyl, tile) or on carpeting, as each requires its own type of caster.

Special frames are made to link twin beds together on one headboard. These are fastened to the headboard with a hinge, so beds can swing out for easy linen-changing or under-bed cleaning. Other quality features to look for in bed frames are protective plastic covering on steel corners; lock washers on bolts that fasten frame to headboard; adjustable brakes on casters.

What's new. A noteworthy design trend is the return of the four-poster canopy bed, in modern dress. Contemporary styles range from elegantly ex-

pensive brass and steel to fantasy shapes in carved wood and plaster. At the opposite end of the price scale, there's an assemble-it-yourself canopy frame made of heavy cardboard tubing.

For part-time and dual-purpose bedrooms, handsome divan-size beds—mattress with box spring on finished wood legs—are upholstered in solid or boldly checked denim, rather than conventional ticking. With matching bolsters, divans serve as daytime sofas, needing no dress-up covering.

Also for dual-purpose rooms, there are convertible chair beds, ottoman beds and sofa beds with a new slimmer, sleeker look styled to complement any decorating mood. And the old fold-down bed is making a comeback. One model swings up to disappear into a streamlined storage wall; another telescopes compactly into its own slim cabinet. There's even a bed that retracts to the ceiling by day, descends by night on cables to swing freely or sit solidly on folding legs.

Electrically controlled adjustable beds, similar to those used in hospitals, are now providing the ultimate in comfort at home as well. Head, feet or both can be elevated at the push of a button, for TV-viewing, reading, snacking. END



Shower your bath with color!

Sears Antique Satin Shower Draperies.

Now you can turn your bathroom into a showplace. Because these are more than plain shower curtains. These are Sears Antique Satin Shower Draperies!

For dramatic highlights, choose any of 15 brilliant colors in richly slubbed 100% Estron® acetate taffeta. Plus color-coordinated vinyl liners. Waterproof, Sani-Gard® treated to resist mildew. Draperies hand washable. Liner, machine wash, hang to dry.

Add more beauty with our color-coordinated matching window ensembles. Towels. Bath carpets, rugs and accessories. In Sears Bath Shop at most Sears, Roebuck and Co. stores, and by catalog.



Sears



GROOMING YOUR FAMILY DOG

By James R. Kinney, V.M.D.

Grooming of the fancy type is found mainly among show dogs, mostly wire-haired breeds. These dudes need professional help—at least to begin with. If you don't know a professional, ask at your local dog-ware store. If you bought your dog at a nearby kennel, the kennel owners will be glad to give you a lesson or two. After you have learned your lessons, you can buy the grooming instruments and take care of the dog yourself.

Plain grooming: Whether show dogs or kitchen dogs, or whether they are taken to beauty parlors periodically or not, all dogs need daily care: daily brushing and combing for long-haired breeds, daily gloving for the short-haired. Gloving means rubbing with a mitt or a piece of flannel cloth. The daily going-over of the dog—and it takes only minutes—is, regrettably, one of the most neglected types of care in all dog raising.

Dogs perspire only through the pads of their feet and through their mouths—which makes them on the whole much daintier than their owners and in need of fewer baths. Their hair, though, does get dirty from soot and dust—but mainly from their habits of lying and rolling on the floor. So it is their hair, or coat, that should be cleaned—not their hide.

The coat should also have an occasional oiling—once every 10 days or two weeks. For this you can use plain olive oil, lanolin or coconut oil. I prefer coconut oil because it is the least greasy. Rub any of them into the coat well and rub out again with a heavy, coarse towel.

For any kind of grooming, stand the dog on the table. Dogs are far better behaved on a table. You can get at a dog better—a man stooping over or sitting cross-legged on a floor is in no position to deal authoritatively with a dog. Nobody knows this better than the dog.

Plucking and clipping: Plucking means simply plucking the dead hairs from the dog's coat. Instruments for plucking can be bought at any dog-ware store. A dry rubber sponge rubbed all over the dog's coat also makes a good plucker. Daily brushing, however, can be counted on to take away most dead hairs. An occasional plucking, particularly during the shedding periods, helps things along. Clipping—cutting the whole coat off close to the skin—is done in summer on the theory that the dog is made more comfortable by it. It is my opinion that

dogs are made generally miserable by it. Insects can get at the dog better, and the short, prickly hairs stick into him every time he moves. Also, many dogs catch heavy colds from their nakedness. Dogs prepare themselves for hot weather; they shed part of their coat and keep enough of it for protection against heat or sudden coolness. This would indicate that they know what they are doing.

Pedicuring: The nails should be cut from time to time. In cutting you must be careful not to cut into the quick. Ask your veterinarian to show you how much to cut off. If you should cut into the quick, apologize and put some iodine on the cut. If the cut is deep and bleeds a



For some reason, dogs are better behaved on a table.

great deal, put iron chloride on it and bandage it. Many dogs hate having their nails cut. If you have one of these, let your veterinarian handle the job.

Ear cleaning: Don't wash a dog's ear out with soap and water. Wipe it with cotton and peroxide, or cotton and olive oil, wrapped around your finger. When dead hairs have accumulated in the ear canal, lift them out very gently with tweezers.

Bathing: If a dog is groomed every day, as he should be, every other week is often enough to bathe him. To the dog, this is being not only overfastidious but fanatic. I don't know exactly why dogs are so averse to baths. A few reasons are the temperature of the water, soap in their eyes and water in their ears. A dog can stand icy water, but he can't

stand much heat. A precaution against soap in the eyes is a couple of drops of castor oil into each with an eye dropper. Cotton should be put into the ears to keep out soap and water.

The first bath should be accompanied by much gentleness and much petting. Any mild soap is all right to use, with soap flakes or a shampoo better than a cake. Lather the dog well and rub him with two or three soapings (use a brush or heavy cloth); and make the last rinsing long and thorough, because left-in soap is irritating. A spray should always be used for rinsing. After the bath, rub the dog with heavy towels until he is dry, and keep him in the house for at least two hours. This is a precaution against colds and also against that perversity in dogs which makes them head for the nearest mud puddle right after a bath. Puppies should not be bathed before they are at least six months old—unless they get themselves messed up.


Dry cleaning: There are some substitutes for the tub bath: Fuller's earth is one, plain cornmeal is another. Rub either into the coat so that every hair is covered, brush out thoroughly and then go over the surface of the coat with a cloth saturated with alcohol or bay rum. Another bath, which will not only clean but also help depopulate the dog of fleas and ticks and soothe minor skin troubles, is the derris bath. Put two ounces of derris powder with four percent rotenone and four ounces of tincture of green soap in a gallon of water. Sponge the dog with this and rub him dry. The faint odor of this bath repels parasites for about a week afterward.

In closing, I would like to say something about the current and deplorable use of deodorants on dogs. I see no point in them; I think continuous use of sprayed-on perfume is injurious to a dog's coat. I find the natural odor of a clean, healthy dog highly pleasing. And further, in diagnosing many types of disease, the veterinarian is often helped by what he smells. Maybe my main complaint is that I don't want my work interfered with.

Excerpted from "How to Raise a Dog in the City and in the Suburbs" by James R. Kinney, V.M.D. with Ann Honeycutt. Illustrated by James Thurber. Copyright ©1938, 1953, 1969 by Ann Honeycutt. Copyright renewed ©1966 by Ann Honeycutt. Illustrations copyright ©1938, 1966 by Helen Thurber. Reprinted by permission of Simon and Schuster, Inc., New York. Completely revised, the book is in its first paperback printing.

"I'm shocked, he likes it."

Mrs. Dianne Fuchs



"Does he like canned dog food?"
"Very much."



"Have you ever tried
Cheese Flavor Gaines-burgers?"
"No."



"He likes it. I never thought
he would eat it."

We went to Boston to prove dogs who like canned dog food will like Cheese Flavor Gaines-burgers. We fed Cheese Flavor Gaines-burgers to dogs who eat canned dog food. Did they like Cheese Flavor Gaines-burgers? Dianne Fuchs' reaction was typical of most of the dog owners we spoke with.

More dogs and their owners discover dogs who like canned dog food like Cheese Flavor Gaines-burgers.®



Gaines-burgers.
The canned dog food
without the can.®

In beef
or cheese
flavor.



THE LONGER YOU SMOKE THE MORE YOU'LL LIKE KOOL LONGS.


Those extra puffs in long-size cigarettes can taste extra hot.
But Kool Longs are refreshing for all their length.
They're the only ones with the taste of extra coolness.



Lady be cool.

Warning: The Surgeon General Has Determined
That Cigarette Smoking Is Dangerous to Your Health.

18 mg. "tar," 1.4 mg. nicotine av. per cigarette, FTC Report Aug. 72.



If this is your year to buy, you'll find more choices than ever. Here are some things to consider first, before making a decision.

What do you want from a vacation home? It wasn't so many years ago when this would have been a foolish question. A vacation house was strictly a summer place; whether costly or inexpensive, most such houses were on the primitive side with a minimum of plumbing, kitchen equipment and other conveniences. A family moved into its vacation house after school let out in June—and closed it down on Labor Day. If it wasn't too far away, Dad would come up on weekends as well as for his annual vacation.

But the concept is changing. Today's vacation house represents different things to different people. To some it remains the place to get away to, on vacations and weekends: a nice place to relax and breathe fresh air—more or less. There are vacation areas for those who love skiing, boating, fishing, swimming, golf, tennis, horseback riding or just having a busy social life. For more and more people, a vacation house is the place where they hope eventually to live year round—if they can find a way to earn a living. For still others, it will become their retirement home.

Before you begin looking for a vacation house, you should decide what you want from it, both now and in the future. This decision will influence where you look and what you look for.

In addition to deciding what you really want from a vacation house, you should also decide what sort of total environment you want. There are two main alter-

natives to consider: You can buy your own parcel of land and create your own environment. Or you can buy into a planned vacation community, where man-made environments have been combined to produce a total package.

Acquiring your own land and building on it has advantages similar to buying an existing house:

You can build or buy whatever kind of house you want, as long as you meet local building and zoning regulations.

You can sell or rent the house.

You can enjoy your own lifestyle and not have to conform to any specific style set by the community.

You will become a part of a community at large and not an isolated segment of it.

There are disadvantages to buying your own house, or land to build on:

It's hard to find land, or existing houses, on or near recreational facilities.

If you build or remodel, you'll have countless decisions to make and construction problems to deal with.

You'll have to worry about maintenance and the security of the house when you are away.

You may be more isolated from people than you wish to be.

Homeowning in a planned community has its advantages:

It may offer recreational facilities that might not be available to individuals building or buying on their own.

It often offers vacation housing—such as condominium units—at a price below

what it would cost to buy or build a house in a comparable setting.

It provides as carefree an approach to leisure living as you can get today—unless you are very rich—because maintenance and other problems are handled by the community management group.

In many areas it may be the only way to have a vacation house, because there isn't any land available.

You'll enjoy a greater sense of security in a community made up entirely of property owners.

There are also disadvantages to buying and/or building in a planned community:

You may not be able to put up just any kind of house. The community can specify the style and size house you can build.

You will have to conform to certain community regulations. If you wish to rent your place at some time, for example, the management may have the right to approve the tenant. You may not be able to have pets.

Because many of these developments are removed from other communities and are more or less self-contained, your day-to-day associations will be with members of the same community. For some people, that's just fine; for others, it can be awful.

You'll have to pay for all those facilities, for maintaining them and for all that "carefree living," and you'll have no way of knowing how these charges will increase in the future. (continued)



VACATION HOMES '73

continued

If you opt for your own individual vacation place, you can either buy or build, and buying an existing house is quicker. There have been enough vacation houses built over the years so that there is now a fairly active resale market. Prices may seem high, but this may be the only way to get a desirable piece of property—especially in recreational areas relatively near large population centers. These vacation communities were built up years ago, and today there probably isn't a vacant piece of land in the vicinity. Buying an existing house, you can start vacationing as soon as the closing takes place.

A less expensive approach, which may have the same advantage of good location, is to buy land with some kind of structure already on it—a beat-up summer cottage, a rundown farmhouse, a garage, a barn, whatever—and remodel. You can sometimes get both land and structure at a reasonable price, because the rehabilitation process is not something everybody wants to get involved in. The disadvantages of remodeling are well known: It takes a lot of time and effort, plus a lot of headaches, to fix up any kind of structure. It usually costs more money in the long run than you figured. And chances are, you may not end up with your ideal house. But there are some pluses: Your initial investment is much smaller, and if the place is at all livable, you can start using it immediately, working on it at your own pace. Also, it's usually easier to get financing on property that includes some sort of structure.

If you decide to buy land and build a house, a whole range of choices opens up. First, should you hire an architect? Many people feel they cannot afford an architect, but often his skills can create values in a house that will offset his fee. (See "What Can an Architect Do for You?" September '72 AH.)

Where do you find an architect? Your best bet is to seek out a young professional who has done a fair number of vacation houses in your price range. If you are building in an area with a lot of vacation-house activity, you may find your architect right there. One advantage in using a local man is that he is familiar with the situation: the availability of materials, the quality of local workmanship and any special problems.

Another is that he can inspect the job frequently.

If you want a more or less professionally designed vacation house without the expense, consider the advantages of using stock plans. Many firms offer these, and builders who specialize in vacation houses usually have stock plans to help their clients decide. So do large lumberyards and building-supply outfits.

Stock plans can be especially good when you aren't sure exactly what you want. You can go through a catalog until you see something that looks close to what you're after, and when the plans arrive, start adjusting them to your particular needs. Stock plans of small houses are also good for the do-it-yourselfer. Besides providing a far more detailed set of blueprints than you could draw yourself, they also include a materials list. If you take this list to a lumberyard, you can get a figure on what the materials will cost.

If you don't want to involve yourself with an architect or work over plans from a custom builder, your best bet is a *manufactured house*. This term covers pre-cut, panelized, prefab and modular houses.

Manufactured houses have advantages that are very specific:

They are generally less expensive per square foot than conventional houses.

They can be erected quickly and can be built in areas where the building season is short.

They don't require as much skilled labor, because a good part of the specialty work has been done in the factory.

They can be shipped to remote areas where building materials may be scarce.

They are a ready-made product, so fewer buyer decisions are needed.

They are often superior to houses built from stock plans, because good architects designed them.

Manufactured houses are sometimes sold direct by the manufacturer. Or they may be sold through local dealers who are frequently builders as well and can handle the assembly. Even if the manufacturer has no specific dealer in an area, he can often recommend a builder experienced in erecting his houses. Because of transportation costs, most factories limit their distribution to a distance of around 500 miles.

If you want to buy land and a new house together, another range of possibilities opens up. At the simplest level are the builders in vacation areas who sell houses and lots in small developments. These are not vacation communities; the builder offers nothing beyond house and lot. He usually sells from model homes or from plans. Though this kind of purchase relieves you of many of the problems of attaining a vacation house, the actual selection of designs is usually quite limited, since the builder is trying to please a broad market. Some builders will also "build to suit"—that is,

build from plans you bring them. Some may even erect a manufactured house.

One step closer to the vacation community is the small condominium group. These do not have recreational facilities; they rely on the ski areas, beaches and sports facilities nearby. In recent years, vacation condominiums have become very popular. They provide most of the advantages of owning your own house without the responsibilities and many of the headaches associated with home ownership. In a condominium you don't have to worry about outside maintenance or repairs. It's up to the management to take care of such chores and to worry about heating and plumbing and about getting snow off driveways and parking areas. Many of the more expensive condominiums provide various additional services—at a price, of course.

Condominiums come in a variety of sizes. There are studio units that would be quite adequate for a couple to use on weekends. And if a family can make do in small quarters, they can stay within their budget and buy in an area with facilities they could never afford if they built or bought in the same region.

Condominiums are not perfect for every family, either for vacation or year-round living. One of the most important drawbacks is that, while you do own your own unit, you only *share* in the ownership of the common property. How common property is to be maintained or improved is up to the majority of owners, and you may not always agree.

The planned vacation community is, in a sense, the ultimate. Some are designed exclusively for single-family houses; others provide attached or high-rise condominiums as well. In such a community, you can expect to find a golf course, tennis courts, swimming pool, fishing and boating, bridle paths, saunas and a clubhouse or recreation center. In colder climates, there will also be skiing, ice skating, even ice boating.

When you buy property in one of these communities, or build a house there, you become a member of the owners' association, which gives you the right to use the common facilities. There is a yearly charge for this and a maintenance charge as well. The community is run by a management that operates all the common areas and facilities, and also sees that the various codes and restrictions are enforced.

In the future, vacation-house sites are going to be more and more expensive. Also, it's going to cost the developer more to put together a vacation community that complies with state and local regulations—and to put in all the amenities that people demand. If you're considering getting a vacation house, today is as good a time as any. By tomorrow it's going to be harder to find what you want, and it will probably cost you more, too.

—Betsy and Hubbard Cobb

ely on plastics
or your vacation-house
ood toting
nd/or storage.

THE FOOD SAVERS


Tupperware's
lettuce keeper
keeps greens
crisp

Stow all those
crackers in a
Freezette container.



Keep foods cool
with Hamilton-
Scotch rigid plastic
carrier, and play
checkers on its top.




1



2



4



5

Maintaining two kitchens—one at home and one at your vacation house—can be a bit of a juggling act. Many of the complications start with getting certain foods from your city kitchen to its country cousin. Another concern is how to store the foods you're leaving behind, so they will still be fresh and tasty when you get back.

The first essential for transporting food—leftovers, made-aheads, farm-fresh country finds—is an insulated carrier. Hamilton-Scotch makes three types, each in various sizes: lightweight, very inexpensive synthetic-foam carriers (89¢ to \$2.49); pliable, lightweight vinyl totes (\$3.49 to \$4.29); and durable, rigid plastic or metal models (\$4.98 to \$18.95).

The second essential is reusable liquid refrigerant in cans or plastic pouches. (Hamilton-Scotch makes Scotch Ice, 4 cans, 79¢.) You freeze these, then tuck them into the carrier. Now add your plastic containers full of goodies and you're ready to go, certain your perishables will arrive cool and collected.

Your local housewares department has a dizzying assortment of these plastic storage units—from such companies as Lustr Ware, Republicware, Alladinware, David Douglas, Tri-State and Amoco. Tupperware also offers an incredible variety of containers, available only at Tupperware homeparties. Most of these plastic wonder workers hold both solids and liquids; all have tight-fitting lids that insure freshness—en route, on the shelf or in the refrigerator. Here are some of our favorites:

Refrigerator/freezer containers: These can hold anything and everything. Alladinware and Tri-State make clear, round containers with brightly colored, leakproof, screw-type lids, sized 1 pint to 2 quarts (49¢ to \$1). Tri-State and Freezette make handy squares and rectangles with

tight (but not leakproof) lids. Large sizes are great for corn or cookies (59¢ to \$3.39).

Pie and cake holder/carriers: From Republicware, these have handles for easy portability, come in various sizes (pie, \$1.98 to \$2.98; cake, \$2.49 to \$4.98).

Cheese or butter keepers: Tupperware makes them in ¼-, 1-, 2-pound sizes (55¢, 89¢, \$1.49).

Bacon keeper: Republicware has one that holds 2 pounds of bacon, flat (\$1.29).

Roast or poultry containers: Tupperware makes two roomy ones. The smaller (\$3.49) has a tree to keep meat and juices apart. The larger (\$4.98) has a lift-out tray and can hold a 12-pound turkey.

Lettuce keeper: Tupperware has one that combines a tight-fitting cover with a plastic holder that firmly secures the lettuce. You can keep a lettuce crisp for days (\$1.98).

Beverage container: Amoco's clear-plastic model has a leakproof, screw-on lid (1 quart, \$1.29; 2 quarts, \$1.49).

Vegetable container: Tupperware makes one large enough to hold two bunches of celery. Seal maintains humidity; grid at bottom separates vegetables and moisture (\$3.98).

Canisters: These store almost anything. Two have the screw-on, leakproof lid we like: Amoco's are clear plastic with colorful lids, sized 16 to 80 ounces (89¢ to \$1.69); Tri-State's are colorful and opaque, with lids of frosted plastic, 1 pint to 1½ quarts (39¢ to 69¢).

Bowl sets: With lidded bowls, you can mix, serve and store. Lustr Ware's four in a set are yellow with white covers; they're sized from 1 pint to 3½ quarts (\$2.49). David Douglas bowls come in zingy colors and have snap-on lids of white frosted plastic. Sizes range from 1 pint to 3 quarts (\$1 to \$3). Rubbermaid's sets are frosted pastels with colorful lids that have sections of clear plastic (2-, 4- and 8-cup set, \$1.97; 4-, 8- and 12-cup set, \$2.77).

Bread and cracker container: Freezette's is big enough to hold a whole loaf or several boxes of crackers (\$1.98).

Salt and pepper shakers: Amoco makes them with a seal that keeps moisture out (79¢ a pair). —Jeanne M. Bauer

Amoco's beverage container is colorful, leakproof.

Rubbermaid has a bright bowl with clear-plastic sections, so you can see what's inside.

THE EVERBLOOMS

Plant colorful impatiens
to brighten your summer outdoors,
your winter indoors.

Call them Busy Lizzie, Touch-Me-Not, Snapweed, Patient Lucy or just plain Patience—they're all variations of the same flowering plant, impatiens. An old-fashioned favorite, this pretty plant has been updated to become a super-blooming, easy-growing, versatile garden staple. Impatiens got its name (and many of its nicknames) because the flower has always seemed so anxious to spread its seeds: Pods burst open at the slightest touch and spray seeds all over, delighting gardeners young and old alike.

Impatiens have been around a long time, but until recently were only considered fit for the unimaginative garden putterer—certainly not the proper bedding plants for a gardener in the know. Granted, they blossomed steadily all through the summer, even in shady locations; but the old-time varieties were leggy, long-jointed 2-foot plants whose blooms were sparse. Their transformation from lackluster annual (tender perennial in some locations) to star-quality performer resulted from new strains and hybrids.

The Pan American Seed Company of Chicago made the breakthrough 10 years ago when they developed the first "F1 hybrids," which have since fathered new generations of impatiens. Now a whole host of other seed companies has joined the hybridizing bandwagon. Even the U.S. Department of Agriculture has entered the campaign, importing exotic species from New Guinea and developing third-generation hybrids that guarantee a brilliant future for these once-modest plants.

As a result of this development, today's varieties are bushy and compact, 6 to 15 inches tall and 10 to 24 inches across, with wonderful profusions of flowers in shades of red, orange, white, pink, purple, lavender and yellow. The 1- to 2-inch blossoms can be single or double, and there are some multicolored varieties.

Impatiens are at home almost anywhere you plant them. They love shade as well as sun, and they're the perfect choice to accent a cool nook in the backyard or line a rambling, tree-shaded path. You can plant them singly or mass them for an eye-catching splash. You can use the dwarf

varieties for edging and the taller ones for back planting. Wherever you put them, their profusion of bright, starlike blossoms will add color and excitement.

If you want impatiens in your garden this summer, buy flats from your local nursery now, since it's a bit late to start seed growth. Put plants in good garden soil about 15 to 18 inches apart and mulch them with wood chips. Keep watered if nature doesn't cooperate; when they are about 6 inches high, pinch them back so they'll bush out. That's all you have to do—no fuss, no more work. You don't even have to remove the dead flowers to keep impatiens from going to seed, and the mulch will discourage weeds. The plants will bloom immediately; in six weeks or so they'll have reached full size.

There's an added dividend to raising impatiens: Before the first frost, you can transplant them into pots and bring them indoors. Cut them back somewhat, provide the right care and the right conditions and they'll bloom nonstop through the winter. Impatiens are happiest indoors with moderate sun and moist soil.

Come next spring, you can make cuttings from them. With a sharp knife, cut a 2- to 6-inch length from the end of a stem, just below a leaf juncture. Then strip off the lower leaves (the new root will come from the juncture or from the cut surface); remove any flowers. Dip the end of the cutting in water, then into an inch of rooting powder (a chemical, available at nurseries and hardware stores, that stimulates root growth). Tap to remove excess powder. Insert cuttings into a pot containing a moistened, sterile rooting medium: coarse sand, vermiculite or peat moss. Place cuttings at a depth of $\frac{1}{2}$ to 1 inch, firming the rooting medium around them. Leave enough space between cuttings so the leaves can get light. Moisten again. You can put the pot inside a plastic bag to insure a moist environment during the rooting period—usually 7 to 14 days. Keep cuttings out of direct sun. When the roots are about an inch long (to check, lift out a cutting gently), transplant. Once rooted, impatiens will flower all summer long.

—Lawrence V. Power

Best Buys In Fold⁹ Chairs

Have enough chairs for casual summer sit-downs? Our pick-of-the-crop—\$35 tops, generally available nationwide—will have you sitting pretty.—Barbara Weinfuss

Samsonite makes this low-slung "Expresso X" lounge chair in chrome, with dark-brown, reddish brown or tan Naugasuede, \$30.



"Marina," an Italian design in ABS plastic, is from Directional. It comes in bright yellow, cocoa or white for \$25.



The "Plia" chair, imported from Italy, is Plexiglas and chrome, available nationally or on order from The Workbench, N.Y.C., \$35.



Director's chair (left), in birch and natural linen, is imported from Denmark by The Chair Store, N.Y.C. It costs \$33.



Butcher-block style chair (left) comes in natural and painted (six colors) finishes. It's available in stores or on order from The Workbench, N.Y.C., \$10.



Danish-inspired chair (left), nationally distributed by The Otto Gerda Co., N.Y.C., has satin-walnut finish, fiber seat and back, and costs \$27.



"Bamboo" style director's chair (above) is made and distributed by Telescope Folding Furniture Co., N.Y.C. With walnut-finish frame and canvas covers (19 colors), it's \$35.



1 HEADBOARD 6 LOOKS

Whip up a clever covered

headboard from our six great cover ideas.

Give a bedroom a marvelous new lift with a covered headboard you make yourself. The technique is as simple as wrapping a pretty package: You build the basic headboard, then cover and trim it.

The illustrations at right show six cover-and-trim ideas: (1) candy-colored dots and ribbons; (2) a floral print with ribbon ruching; (3) bold tricolored stripes and white cording; (4) sleek shiny vinyl framed with molding; (5) a bamboo print bordered with bamboo molding; (6) a rich, dark, ostrich-patterned vinyl with brass nailheads.

Follow our six suggestions or dream up your own. And changing the look you've created is as easy as removing one cover and putting on a new one. Finally, the headboard is mounted on the wall behind the bed, so making the bed is easy.



Below we give instructions for the basic headboard and for our six looks.

Materials: Besides the fabric and trimmings of your choice, you will be using $\frac{3}{8}$ -inch-thick plywood, 1-inch-thick sheet of foam rubber, polyester fiber quilt batting, muslin or old sheeting, strong all-purpose white glue, large scissors, pushpins, tacks, $1\frac{3}{8}$ -inch-wide lattice strips, $\frac{3}{4}$ -inch brads, a staple gun and a miter box (both optional).

To make basic headboard: Measure width of bed. From plywood, cut a piece 21 inches high by bed width plus 1 inch. Trace plywood outline onto foam rubber; cut foam with large scissors. Adhere foam to one side of plywood with strong all-purpose white glue. Cut a piece of batting 5 inches longer and wider than plywood. Center headboard, foam side down, on batting; apply a thin line of glue around edge of plywood back. Bring batting around to back and press to glue. When dry, snip excess batting at corners. From lightweight muslin or old sheeting, cut a section 6 inches longer and wider than plywood. Center headboard on this, batting side down. Bring fabric around and tack with pushpins to midpoints of plywood back. Make sure fabric

is taut. Then, starting from center, attach a few inches of one side of fabric to plywood, using tacks or a staple gun. Working from middle to corners, tack small sections of fabric, alternating from one side of headboard to another, rather than completing a side all at once. Finish corners by bringing corner point to back and tacking in place; then fold edges over and secure.

Next, frame four sides of headboard with lattice strips: Cut side lattice lengths $\frac{1}{8}$ inch





longer than plywood height, top and bottom lengths $\frac{5}{8}$ inch longer than plywood width. Fasten side lengths to plywood with brads; nail top and bottom strips to plywood and side strips. Now you've got your basic headboard.

Make cover: Cut your selected material 9 inches longer and wider than plywood. Cover headboard with it, following technique used with muslin, turning under raw edges as you tack material to plywood back. Tack, glue or nail trimming around top and sides (and bottom, for a more finished look). Then hang head-

board as you would a picture: Simply fasten large screw eyes to right and left sides of back, near top; secure two heavy-duty utility hooks to wall. Hang headboard so bottom is level with top of mattress.

Below are ways to achieve our six suggested looks. You may wish to try one just as we show it (made from materials available nationally), or combine one idea with another, or strike out on your own!

1. In a little girl's room, try a bright beguiling polka-dot-



ted chintz (White Rose Fabrics, Inc., Oceanside, N.Y., about \$1.40 a 45-inch-wide yard). Trim top and sides with tacked-on color-coordinated striped bows (Grayblock Ribbon Co., Inc., N.Y.C., about 60¢ a $1\frac{1}{2}$ -inch-wide yard), using 1 yard for each bow.

2. Create a soft look with an old-fashioned floral chintz ("Falmouth" by Cyrus Clark Co., Inc., N.Y.C., about \$3 a 36-inch-wide yard). Accent with ruching made of $1\frac{1}{2}$ -inch-wide satin ribbon (50¢ a yard). Use three times the length of top and sides; pin pleats in place, stitch, then tack.

3. Cheer up a boy's room with a tricolored splash—crisp stripes on sailcloth ("Breezy" by Bloomcraft, Inc., N.Y.C., about \$4 a 48-inch-wide yard). Add a trim of $\frac{3}{8}$ -inch-thick white polyester cable cord (Conso Products Co., N.Y.C., about 25¢ a yard). Cut five long pieces to go around all four sides of headboard; secure ends with white tape. Wrap 16-inch lengths of cord at even intervals around the long pieces, using white tape to hold long cords flat. Tape wrapping lengths in place, then anchor trim on with glue.

4. For a smooth, tailored look, use a shiny vinyl wall covering (Columbus Coated Fabrics/Wall-Tex, Columbus, Ohio, \$6.75 a 27-inch-wide, 16-foot roll). This has a finished edge, so there's no need to turn under raw edges. Trim with $1\frac{3}{8}$ -inch half-round molding (from lumberyard, about 25¢ a foot). To do so, measure each side of headboard; cut out four pieces of molding to fit, adding 2 extra inches to each length for mitering. Miter ends at 45-degree angles (a miter box, from your hardware store, makes it easier). Apply glossy matching enamel; nail to plywood; touch up nails.

5. Try a bamboo cotton print for a fresh, modern look ("Bamboo Grove," Riverdale Drapery Fabrics, N.Y.C., about \$5.50 a 54-inch-wide yard). Trim it with two parallel rows of $\frac{3}{4}$ -inch bamboo wood molding (Klise, Briarcliff Manor, N.Y., about \$1.70 a 4-foot length). Measure sides of headboard and cut eight pieces of molding to fit, adding 2 extra inches to each length for mitering. Miter the ends as in No. 4 and apply high-gloss enamel in coordinating color. Nail trim to headboard and touch up nailheads.

6. For a sophisticated bedroom, try deep-toned embossed ostrich-patterned vinyl ("Ostrich Oh Calcutta" by Gilford, Inc., N.Y.C., about \$14 a 53-inch-wide yard). As with No. 4, there's no need to turn under raw edges. Trim top and sides with a row of $1\frac{1}{2}$ -inch-wide upholstery nails with brass finish (Greentex Upholstery Supplies, Inc., N.Y.C., about 25¢ each).—Phoebe Fox

Your Take-Along Summer Kitchen

Once upon a time, when it came time to remove her household to its Adirondack Camp (20 rooms) or Newport Cottage (at least ditto), Madam simply notified the Staff, and on the appointed date, Cook stashed her file of receipts and a whisk or two in her reticule, and the caravan was off. No need to pack plates, pots or pressure cookers—the Camp or Cottage had its own complete sets. And, having perhaps forearmed Cook with the appropriate menus, Madam never ventured into the kitchen.

Now Madam not only runs her own summer kitchen. Unless she is lucky enough to have settled into a permanent summer place equipped with duplicates of her pet home cooking things, she probably has to pack her kitchen with her. The question is, how much of it? "All" is obviously too much. And taking along nothing of your own can leave you helpless—unfair game for a cook's ransom in bills at the local house of wares.

Exactly what you decide to pack in will depend on two things: how well endowed the kitchen you're going to is, and also on your own culinary crotchets. I'm lost without a vast and viable electric coffeepot and my "knee-action" vegetable peeler. On the other hand, I can live all summer without a waffle iron or a toaster—provided the range has a good broiler.

Ideally, of course, you'll have a firsthand look at the kitchen you're going to call summer home, to assess its blessings and lacks in the way of small appliances, pots and pans, utensils and storage equipment, so that there may even be room for clothes and the kids' sleeping bags in the wagon or U-Haul. Before you start your listing or packing, a few mental adjustments can make the whole business less cumbersome. Every year I start by reminding myself that Simplicity is All when it comes to summer housekeeping. So right away I rule out such bulky and "refined" items as silver flatware, serving dishes and courses of matching china. Sublime they may be to look at on the table, but they're ridiculous in the amount of care and feeding they take.

I resolve to make do with reasonably matched or blending



The right equipment can lighten the load of vacation-house meal making.

batches of china: A dozen all-white, though not necessarily identical, dinner plates do just fine. Stainless-steel flatware, likewise. And I improvise with serving things: A good big round dish, for example, does for vegetables or salad or fruit compote, and can also be pressed into service for mixing chores in the kitchen. A soufflé dish does casserole duties as well as bringing on vegetables and some desserts.

I confess a personal indulgence when it comes to glasses. Since jelly jars and plastic drinkware turn me way, way off, I bring along a dozen each of proper highball, old-fashioned and all-purpose wineglasses if the house doesn't have its own. Again, they don't have to match, but they should be in good unchipped drinking order. And—lest the wine goblets seem too utterly frivolous—I also use them for Bloody Marys, sangría, martinis, lots of summer drinks.

And I also insist on one set of place mats that match—eight to a dozen of the easily wiped bamboo or coconut fiber kind do nicely. I can't abide the curling plastic variety or the foam ones that mildew and crumble.

To a certain extent, I do practice a double standard when it comes to casual kid fare: I do use paper plates, plastic cups and an occasional jelly glass. But I use paper napkins for everyone all summer long. What's more, if the house we're renting comes with any china that's (a) expensive, or (b) irreplaceable, I dead-store it for the duration. Then, when breakage occurs, it's no crisis.

In the cooking department, I concentrate on range-to-table casseroles, and when I'm lucky enough to inherit them with the house, those marvels that go from freezer to oven to table without cracking up. And I use foil wrap and foil pans from the

10-cent store lots for pies and baking, because they're so handy for the freezer. Failing a set of crockery mixing bowls, I use anything round that comes to hand, including, on occasion, containers I suspect of being dedicated to flower arrangements; also double-boiler tops and large saucepans. Or I just plain go out and buy plastic ones. And I find pitchers great for mixing things like pancake batter, even when I have all sorts of bowls to call my own.

Finally, I budget roughly \$20 for local purchases of things that are too much trouble to transport (the aforementioned mixing bowls), that aren't provided or that I forget (probably my beloved vegetable peeler).

To get you going, here is a check-, not a must-, list of cooking and serving equipment. You certainly won't want to drag all of its components from pillar to summer post; as I said, I'd cross out the toaster right off. But largely due to the consultation and additions of summering friends, it covers most of the basics. —Marcia Wallace

APPLIANCES

Mixer, broiler, toaster, large coffeepot (20- to 30-cup), electric skillet, blender

POTS AND PANS

Double boiler, ring mold, Dutch oven, pressure cooker, casseroles, roasting pan, skillets (large and small), griddle (not essential but nice), mixing bowls (or substitutes), soufflé dish (large), small ramekins (eight 6-ounce), fish poacher, lasagna pan (large shallow baking dish)

GADGETS AND UTENSILS

Timer, meat thermometer, whisks, large basting syringe, large ladle, wooden spoons, paring knives, slicing knife, carving set (sharp), knife sharpener, spatula, large fork, pancake turner, bowl scraper (rubber-ended), egg beater, pet gimmicks (peeler, slicer, melon baller, etc.)

SERVING AND SETTING THINGS

Pitchers (2 or 3 large, 1 small), soup tureen (a cold soup also looks appetizing in a pitcher), platters (1 or 2), vegetable dishes (or substitutes, 2 or 3), salad bowl, trivets or hot pads (at least 3), flatware (12 each of spoons, knives, forks—extra forks, if possible—serving pieces), dinner plates and lunch and/or dessert plates (12 each, matching or blending), soup plates (8, if you're lucky), coffee mugs or cups (12—can also be used for soup), glasses (12 each of highball, old-fashioned, wine), plastic cups (for kids), paper napkins (2 or 3 colors), place mats (8 to 12 neutral, sturdy)

MISCELLANEOUS

Barbecue grill, plastic storage containers (see page 23), card table (firm-legged), large jars (for storing stews, soups)

The GOOD LIFE

Among its many facets are an amazing light bike, two marvelous museums, a game to slim by and the first woman cook at a posh hotel.



PLASTIC PEDALING

Here's news for America's 80 million bike riders: A new lighter-than-ever bicycle will be on the market any day now. Costing under \$100 and said to be the world's first production-line plastic bike, it weighs only 16 pounds, yet is made of a stronger-than-steel plastic. The bike comes in six bright colors, three, five or 10 speeds and it has a wheel size of either 26 or 27 inches. Original Plastic Bike, Inc., the New York manufacturer, also has plans for a 26-inch plastic folding bike.

CATALOGITIS

The popular *Whole Earth Catalog* has a fascinating follower: *The First New England Catalogue* (Random House/The Pequot Press). This \$4.95 soft-cover book lists and illustrates New England places, products, antiquities and activities. Random House also has *The Catalogue of Catalogues* (cloth, \$9.95; paper, \$4.95). With this illustrated book, you can send for European catalogues listing foreign products. A sequel, *The Catalogue of American Catalogues*, will cover the U.S.

WILD AND RED

A great variation on that old favorite, the Whiskey Sour, has appeared on the scene. It's called the Wild Redhead, and you concoct it by pouring the following ingredients into a blender: 1 envelope of any packaged Whiskey Sour mix, 1½ ounces of Cherry Heering and 1½ ounces of water and ice. Turn on the blender for a few seconds and whip yourself up a cool, frothy summer drink that looks great in a champagne glass.

DIET DEAL

You can't cheat on your diet when you play *Weight Watchers Canasta*—you'll lose! This \$4 card game for one to four players, now on sale in book and department stores, doesn't require you to be enrolled in the *Weight Watchers* reducing program, but it does reveal what members can and can't eat. The 114 cards show "legal" and "illegal" foods. "No-No" cards have a sundae. "Willpower" cards help you resist it. Object of the game is to meld a "legal" week's menu. If no opponents are available, trim down to 57 cards and play *Weight Watchers Solitaire*.

MELON JAMBOREES



June is bustin' out all over, and so are Down South watermelon festivals featuring parades, beauty-queen pageants and lots of melon-eating and children's seed-spitting contests. In Florida, there's one on June 16 in Chiefland, nicknamed the "Watermelon Capital of the World". On June 22-23, another takes place in Chipleys. In South Carolina, the Hampton County Watermelon Festival (June 29-30) enlivens Varnville.

WALDORF LIB

Leslie Arp, the first female cook ever employed by New York's Waldorf-Astoria, feels thoroughly at home in the hotel's cavernous kitchen. Although she has no formal training, Leslie is employed as a fish cook (according to the Waldorf's way, she can't be a "chef" until she has other cooks under her) and loves it. She hopes to influence other hotels and restaurants to hire woman chefs.

Once an abstract painter, Leslie feels cooking and painting are much alike. "Both are very creative," she says. "If you're sensitive to one, you're probably sensitive to the other." Someday, she plans to have her own restaurant—"small and special, with fine French cuisine"—where she most assuredly will be called *chef*.—Louis Botto



OFFBEAT INTERESTS

Here are two super-interesting new places worth visiting this summer: The Delaware Museum of Natural History in Greenville has a million beautiful sea-shells, including one giant, 400-pound clam shell. Nearby, at Phillips Mushroom Place in Kennet Square, Pa., you can view the history of the mushroom, and buy strange varieties thereof.

PANEL POSSIBILITIES

Panels are in the news today, and we don't mean the TV kind. Now you can build a vacation cottage in an attractive octagonal shape with "Circle Eight," a panelized building system by Toro's Game Time Division, of Litchfield, Mich. The basic shell can be 32 feet across (\$4,950) or 40 feet (\$7,950). You take it from there—with an assortment of interior and exterior rough-sawn panels.

Meanwhile, in Denver's Washington Park, a unique picnic shelter has been constructed of panels made with a new, ecological material called Thixite (a mixture of crushed glass bottles and such urban demolition rubble as bricks and masonry). It was developed with the help of grants from the Glass Manufacturers Institute.

Sears presents the no-snag, no-sag drapery rod. Made beautifully for your beautiful draperies.

The look is elegant. From traditional to gleaming modern to mellow Mediterranean. And this is just part of Sears exclusive traverse rod collection.

But what you can't see here is the craftsmanship. Tension-pulls that are engineered to keep nylon cords taut and to prevent tangling. Moving parts that are self-lubricated for silent, smooth-drawing draperies. And

extra-durable construction, so even heavy, heavy draperies draw smoothly—without sagging.

Sears trouble-free drapery rods. No snag, no sag—and nowhere else but at Sears. At your nearest large Sears, Roebuck and Co. store, or by catalog. At a price that will be sure to delight you.

Only at

Sears



SUPER FLEXIBLE BARN




Bold lines of the Barn House (top) reflect the Sea Ranch flavor. Built on a slab, the house would have a foundation wall if built on a hillside. Entry deck can extend entire length of house (see plans, page 32).

House design takes to simple, functional furnishings: L-shaped built-in window bench in living area (above) helps to fill seating needs.

Sea Ranch, a spectacularly beautiful coastal recreation community 130 miles north of San Francisco, has a terrain that ranges from wooded hills to open fields high over the ocean. There, San Francisco architect William Turnbull faced the challenge of designing a house that would suit the varied landscape. He succeeded so well with his Barn House (top) that there are now 16 of them scattered throughout Sea Ranch, each one looking as different as its site.

In keeping with the rugged nature of the place, the exterior of the Barn House combines vertical rough-sawn redwood siding with a redwood shingle roof. Outside, it recalls the simplicity of the American farm/ranch tradition; inside, it is absolutely contemporary. Its 1,915 square feet of living space explode with excitement and individuality: Ceilings soar as high as 24 feet; spaces are flexible, for rooms flow into one another. Skylights dramatize the sloping roof line and flood the house with clear Pacific light. In the living area (above), the roughness of wood walls combines with the brick of the fireplace to create an air of rustic warmth and sturdiness. Throughout, the spacious Barn House lends itself to simple, spare furnishings and easy, carefree vacation living. (continued)

A. Youngmeister



**ISN'T IT NICE
THERE'S A BED
IN IT, TOO...**

and
the Simmons name
the Simmons quality
the Simmons selection
the Simmons comfort
the Simmons reputation

And only the Hide-A-Bed[®] Sofa
can give you a Simmons mattress
Regency or Beautyrest.

**The Hide-A-Bed Sofa
Only by Simmons.**



Sofa shown - Walden 4. Cover fabric - 6252 Harvona, 100% Olefin Plaid. About \$499. From the Golden Value Collection. Most fabrics protected by **ZEPHEL** Soil/Stain Repeller.

Two ways to look just great...
from

FASHION PRINTED PATTERN



PATTERN F-950

The talented torso that descends in soft, flowing lines. Pleated skirt flares from the hipline. High round neckline and yoke are charmingly accented with top stitching. Size 14 takes 2 7/8 yards of 44-inch fabric.



PATTERN F-1025

This crisp A-line dress gets its great look from its small standup collar, front bow, slimming lines and top-stitch interest. In three versions — long sleeves, short sleeves and sleeveless. Size 14 takes 2 5/8 yards of 44-inch fabric for long sleeves, 2 1/4 yards for short sleeves, 2 1/8 yards for sleeveless.



Standard body measurements for size 14 are: Bust 36, Waist 27, Hips 38 (new sizing).

Why not order your patterns for both of these charming dresses. They're easy to make, easy to wear. Just mail the coupon today.

FASHION PATTERN
BOX 4204, GRAND CENTRAL STATION, NEW YORK, N.Y. 10017
Send \$1.00 plus 25¢ for postage and handling in cash, check or money order for each pattern ordered.

PATTERN F-950	PATTERN F-1025
SIZE 10 <input type="checkbox"/>	SIZE 10 <input type="checkbox"/>
SIZE 12 <input type="checkbox"/>	SIZE 12 <input type="checkbox"/>
SIZE 14 <input type="checkbox"/>	SIZE 14 <input type="checkbox"/>
SIZE 16 <input type="checkbox"/>	SIZE 16 <input type="checkbox"/>

Yes, I'd also like to have your selection book of 60 latest patterns for which I enclose \$1.00.

Name Please print — it prevents errors

Street Address

City


State Zip

Be sure to include your Zip Code — it means faster delivery of your pattern. AH 673

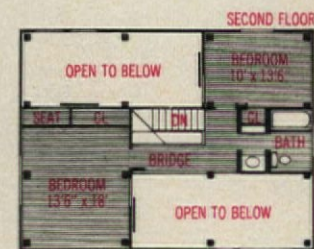
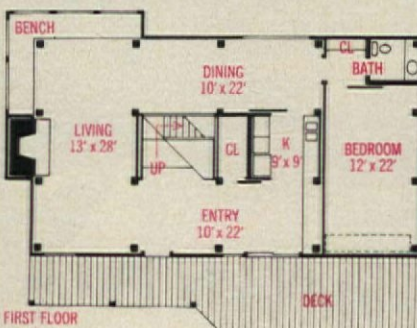
SUPER FLEXIBLE BARN continued



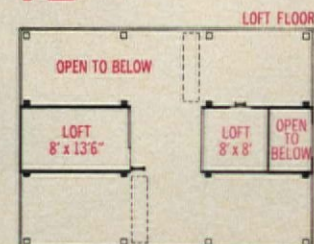
Ceiling soars 24 feet over living area (above). Diagonal bracing throughout the house is a California earthquake-protection requirement. Bedroom over dining area (above, right) faces living area through a barnlike "lookout."



Bridge on second floor (above) links two of the bedrooms without intruding on the house's open design. "Lookout," which can be closed off by a sliding panel, creates an illusion of added space. Ladders near bedrooms lead to lofts.



0 1 2 3 4 5 6 7 8 9 10 11 12



Barn House floor plans show the ingenious use of space. Unseen are the many owner options. For example, a garage or vacation-gear storage area could be substituted for the first-floor bedroom. Also, the downstairs bath could be turned into a full bath, if desired. Broken-line rectangles on plans indicate skylights.

O

ne-Controllables



Kohler celebrates
 its 100th birthday
 with Centura—
 a new line of
 single control
 faucets for
 your tub,
 basin and sink.

Kohler's One-
 controllables—single
 control convenience,
 sparkling chrome beauty,
 quality by Kohler's Bold
 Craftsmen.

Pictured: (A) Centura
 push-pull basin faucet;
 (B) Centura single-lever
 kitchen faucet; (C) Centura
 push-pull bath and
 shower control.

Easy temperature and
 volume control, with
 Kohler dependability
 built in.

For more great kitchen
 and bath ideas, send 25¢
 to Box FA, Kohler Co.,
 Kohler, Wis. KOHLER
 8044.



PICK A PAIR OF MINI-PILLOW KITS

By Dorothy Lambert Brightbill



Fill out coupon and enclose check or money order. Sorry, we are unable to handle Canadian or foreign orders.

American Home Dept. 2756
4500 N.W. 135th Street, Miami, Florida 33054

Check items desired:

- ___ Kit 61664 He Loves Me—He Loves Me Not Mini Pillows @ \$12.98 the set plus .35 post. . . . \$ _____
- ___ Kit 61665 April Showers—Bring May Flowers Mini Pillows @ \$12.98 the set plus .35 post. . . . \$ _____
- ___ Kit 61666 Sugar and Spice—Snips and Snails Mini Pillows @ \$12.98 the set plus .35 post. . . . \$ _____
- ___ Kit 61652 Strawberry picture with frame @ \$4.98 each plus .35 post. . . . \$ _____
- ___ Kit 61653 Eggplant picture with frame @ \$4.98 each plus .35 post. . . . \$ _____
- ___ Kit 61654 Carrot picture with frame @ \$4.98 each plus .35 post. . . . \$ _____
- ___ 61014 catalog of other kits @ .35 each \$ _____

For great make-it-ideas—Ladies' Home Journal Needle and Craft issues @ \$1.25 each (specify choice):

- ___ 61655 NEW Spring '73 \$ _____
- ___ 61563 Winter '72 \$ _____
- ___ **New ideas in crafts, stenciling, needlework—American Home Crafts Magazines @ \$1.25 each (specify choice):**
- ___ 61681 NEW Spring '73 \$ _____
- ___ 61597 Winter '72 \$ _____

You may use your charge card for any purchase over \$4.98.

BankAmericard

Acct. No. _____

Good thru _____

Master Charge

Acct. No. _____

Good thru _____

Interbank No. _____

(Find above your name)

Sales tax if applicable \$ _____

Total enclosed \$ _____

Send C.O.D. I enclose \$2 goodwill deposit and will pay postman balance plus all postal charges.

print name _____

address _____

city _____ state _____ zip code _____

You'll find the charming little pillow duos above a perfect delight to needlepoint. An especially nice project for beginners, the colorful designs are only 5 by 7 inches and can be done in almost no time. Each kit gives you all you need (except forms) to complete a plump pair of mini pillows. Felt backs in sunny harmonizing colors are then joined to the designs with wool-yarn blanket stitching. Also available are the needlepoint pictures below: fruit and vegetables set against needlework gingham. Frames are included.




For other easy and exciting American Home kits, order #61014 from coupon.

THINK THINS

Think Silva Thins 100's. They have less "tar" than most Kings, 100's, menthols, non-filters.*

Menthol too.



Warning: The Surgeon General Has Determined That Cigarette Smoking Is Dangerous to Your Health.

*According to the latest U.S. Government figures. Filter and Menthol: 15 mg. "tar", 1.1 mg. nicotine av. per cigarette, FTC Report Feb., '73.



Red Devil . . .
the paint roller
covers with the
FREE gloves inside.

It's easy with the Devil

You'll never
need to replace
a rugged Red Devil
putty knife . . .
unless you
lose it.



Red Devil

Red Devil Inc., Union, N.J. 07083

**WHY
WE NEED**

THE GUARANTEED HOUSE

Last month we announced our support of "The Guaranteed House," a program that has existed in Britain since 1964 and has achieved phenomenal success there in the past three years. Under the British program, houses put up by some 18,000 builders are insured against structural defects for 10 years—a far cry from the present hit-or-miss situation in the U.S. This month, in the second of our continuing series, we examine the kinds of protection offered a new-home buyer here—and how well they work.

What kind of guarantee does the buyer of a new house in the United States receive today from the man who built it? Here is the clause written into a typical builder contract: "Contractor agrees that all materials shall be new unless otherwise agreed to by owner in writing, and that both workmanship and materials shall be of good quality. Contractor agrees that he will guarantee the building covered by this agreement against defects in materials or workmanship for a period of one year from the date of completion, provided such defects are not a result of any acts or omissions of owner. Contractor further agrees that he will guarantee the proper functioning of the septic system and the heating, plumbing and electrical systems for a period of one year from the date of completion." Similar guarantees are given by other builders, although they may not be phrased in these words or at this length.

The ability of contractors to stand behind the materials and equipment they use in their homes derives from guarantees placed on these products by the companies making them. Many manufacturers guarantee their building products for one year, and spell out the conditions of the guarantee in detail, but this is not a universal practice.

Some manufacturers, for instance, do not issue guarantees as such. Instead, they simply say, in effect: "We accept responsibility for our products when they are properly installed and used." Somewhat surprisingly, firms taking this unspecific approach are often unusually dedicated to good customer service. One national window manufacturer is well known for replacing windows that develop defects even if they become apparent a good many years after installation.

Another variation from the written one-year warranty is the extended warranty offered by some producers on their top-of-the-line products. For example, some asphalt roofing is guaranteed for 25 years, water-heater tanks for 7¼ years, electric heating panels for 10 years, interior doors for life, double-paned insulating glass for 20 years, vinyl wall covering for 5 years.

In the light of all these builder and manufacturer guarantees, the secure confidence felt by many first-time home buyers is understandable. But sad experience frequently changes complacency to bewilderment, irritation or rage. Four weaknesses in the present system of guaranteeing new homes are to blame.

The first, fortunately, is relatively uncommon. A city lawyer who has written hundreds of home-building contracts sums it up succinctly: "A contract is no better than the people who sign it." He goes on to explain: "If you have a contract with a builder who doesn't intend to carry out his guarantee—and I have seen quite a few—you're pretty much out of luck. Sure, you can enforce the contract legally. But from a practical standpoint, it has little value. By the time you get through court proceedings, legal fees and all that sort of thing, making a fight just doesn't seem worth the effort. As a lawyer I hate to admit this, but it's a fact of life."

A second—and more common—flaw in the present system is that the builder and the manufacturer often do not agree on who should take responsibility when a problem arises. "What can go wrong with our product?" asks a flooring manufacturer. "Nothing. It's about as simple as a product can be. But we do get complaints. When we

investigate, we find that the trouble—in 99 out of 100 cases—stems from the way the contractor laid the flooring.”

“Nonsense!” the contractor retorts. “I’ve laid lots of floors and I know when problems are my fault. The flooring isn’t always nameless.”

Such mutual mistrust flourishes to some extent because of the third weakness in the guarantee system: even when a problem occurs in the first year of a new house and is directly attributable to a product failure—not to the builder’s workmanship—the manufacturer usually says his liability is limited to providing new material. The cost of replacing it must be borne by the builder. (Similarly, if a product covered by an extended warranty fails after the first year, the homeowner usually must pay for the labor involved in its replacement.)


“We’ve had more trouble with warranties on doors than anything else,” a large custom builder reports. “If one warps beyond the limits written into the guarantee and believe me, manufacturers measure warps with micrometers), it costs the manufacturer \$20 to supply a new door. But it costs me \$200 in labor to take out the old door, fit the new one, install the hardware and then, finally, paint the door.”

Complaints of this nature have plagued the building industry for years. One of the country’s largest makers of building supplies has finally recognized it: They are planning to adopt a two-year warranty under which they would not only replace a defective product but also pay the installation cost. To their surprise, however, builders and subcontractors consulted about the plan have expressed resistance to it.

“They don’t seem to want to take any responsibility for their houses after one year,” a company service manager told us. And the executive director of a home builder’s association confirms this belief: “The attitude may change, but right now the average builder is scared of getting into maintenance work that he can’t see any end to.”

Such reluctance accounts in part for the fourth and final weakness in the current system: Home buyers are rarely aware that parts of their houses may be covered by warranties that extend long after the builder’s one-year warranty expires.

Some builders make a practice of giving a buyer a packet of literature which, among other things, lists the manufacturers whose materials and



Is there really a need for *Herculite* K safety glass in your storm door? We hope you don't find out by accident.

Accidents happen. A child crashing into a storm door without safety glass is an accident that could become a tragedy.

Tragedy is what PPG would like to help prevent. We make PPG *Herculite* K tempered safety glass for storm doors. *Herculite* K safety glass is tough—many times stronger than ordinary glass. And if it ever does break, it crumbles into small pieces to reduce the chance of serious personal injury. *Herculite* K safety glass has earned the Good

Housekeeping and Parents' Magazine seals.

Look for the red, white, and blue safety shield label or the name PPG *Herculite* K permanently printed on the glass. If your present storm door isn't *Herculite* K safety glass, now's the time to buy a new one. Before there's an accident.

PPG Industries, Inc., One Gateway Center, Pittsburgh, Pa. 15222.

PPG:
a Concern for the Future



PPG
INDUSTRIES

equipment are used in the house and which spells out the manufacturers' warranties on these products. But this is hardly common practice. Even a builder working to architect specifications may use some products that remain nameless to the homeowner.

To compound the problem, many products going into a house are not identifiable after the house is completed. One firm's plywood paneling may look just like another's, for example. If one of the wall panels in your living room starts to delaminate three years after you buy the house, you can't possibly tell whether it was made by a company that has a lifetime guarantee on its plywood or by one that covers it for a year.

Manufacturers insist that they dislike

this kind of anonymity. “We’re proud of our products,” they emphasize. But some products built into the house are obviously doomed to be unknown. And others that might easily be stamped with the maker’s name sometimes escape branding.

It's clear that the present system—if indeed it can be called a system—is not working. Even when the homeowner knows whose material has failed and how long it was guaranteed, he has a hard time getting satisfaction.

American Home believes that the buyer of a new home should have a clear and enforceable guarantee on the materials and workmanship that go into his house. We will support every effort to bring about such a program. —The Editors

If you don't show your kids California, who will?

**The giant redwoods.
See them on an American Airlines Fly/Drive Vacation.**

Wouldn't it be a shame if your kids grew up without ever having seen the redwoods?

Or a sunset on the beach at Monterey?
Or Disneyland?

California has so many things for families to see and do.

And this summer, we're giving you a chance to see them.

We've put together what we think are, dollar for dollar, the best Fly/Drive Vacations any airline has ever offered.

They start at \$178 and run to \$238 for a week. And they all include an Avis or Hertz car with unlimited mileage. (You pay for gas.) Plus 6 nights' accommodations for up to a family of four at Sheraton Inns, Holiday Inns and Hyatt Houses. Air fare, of course, is extra (e.g. Dallas to Los Angeles is \$150* for adults and we have special fares for children).

Our \$187 vacation, for example, gives you an Avis car for a week and 6 nights' accommodations at many of the Holiday Inns around

the State of California.

So you can do as you please, see whatever you please for as long as you please.

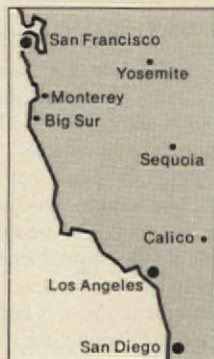
If you're in San Francisco, you might drive out to Yosemite for a picnic. And do a little hiking to work it off.

If you're in Los Angeles, you could head out to a movie studio and show the kids what the real world isn't like.

In San Diego, you might drive out to see a man ride a killer whale at Sea World. Or let the kids ride a burro at Calico, a restored mining town.


Why not talk to your Travel Agent. And ask him about our Fly/Drive Vacations, including auto-tape tours, to San Francisco, Los Angeles and San Diego. (If you like, you can fly into one city and fly home from another.)

There's nothing we'd like better than to make this summer's family vacation one you'll always remember. And one your children will never forget.



American Airlines
To The Good Life.®





**Got
a minute?**

**Get
a tan.**



SUDDEN TAN™
SUDDEN TAN
SUDDEN TAN

A PRODUCT OF FLOUGH INC.

**Introducing Sudden Tan. A new kind of bronzing foam by Copperton.
For legs, face and every place. Tans on touch. Keeps you tan for days.**

MAKE A SPLASH WITH SHELLS

Before you attempt any of the designs shown on pages 56-57, or try out ideas of your own, clean your shells. Place them in a net bag and drop into boiling water for five minutes (larger shells, five inches or more, need 10 to 12 minutes). Cool shells under cold water. Using tweezers, discard animal matter; scrub and rinse shells.

Another way to clean your shells is to freeze them. To freeze-clean shells, wrap in wax paper and place overnight in the freezer. The next day, soak shells in lukewarm water for an hour; organisms can then be removed easily with tweezers. To complete the cleaning process by either method, soak shells for a few hours in a solution of 1 cup liquid bleach to 2 quarts water. Remove shells; rinse and dry. To shine, coat with a mixture of 3 parts lighter fluid, 1 part clear mineral oil; buff with a soft cloth.

To work with your shells, now that they're clean and bright, you need only strong all-purpose white glue and whatever decorative elements you've decided to incorporate. It's also good to have epoxy resin cement handy in case super strength is desired.

Picture frame. Before applying shells, Bud Holman gave our wooden picture frame a few coats of paint, sanding lightly with #200 sandpaper between each coat. You can do what he did, or leave frame unpainted. Put shells down at corners; then fill in the spaces between.

Shadow box. You will need two clear acrylic-plastic picture frames from which you've removed cardboard inserts. We used one 11-by-14-inch frame and one 8-by-10. Glue shells to the inner surface of the smaller frame; sandwich frames back to back; secure with epoxy.

Mirror frame. If you don't have, or can't find, a mirror whose frame is wide or flat enough to decorate, do as we did: Have a local lumberyard cut a piece of 1/4-inch plywood to whatever shape and size you wish. Use epoxy to affix a dime-store mirror to the back of frame. To achieve the heavily encrusted look of our mirror frame, glue layers of shells a section at a time, making sure each is dry before adding the next layer.

Heaped basket. Stuff the bottom of an attractive handled basket with crumpled heavy wrapping paper. This provides a base to glue your shells to—and eliminates hiding pretty specimens at the bottom of the basket.

Decorative box. With a few coats of paint, a topping of marbled paper for accent and a sprinkling of glued-on shells, Bud Holman beautified a humble cigar box.

Plastic cube. Our transparent acrylic-plastic cube is adorned on four sides with shell arrangements. We clustered the lid with shells, but you can also remove the lid and use the box to showcase one large shell. If you choose a six-sided lidless cube, glue one important shell on top.

Here are some other shell-showmanship ideas:

Make a shell wall hanging. Paint a piece of Foam-Core or 1/4-inch plywood the color of your choice. Glue shells in a bold geometric on the painted surface. Apply a stick-on picture hook and hang. Foam-Core is available from art-supply stores—usually 1/16 inch thick.

Create a shell sculpture. Glue one special shell to a piece of driftwood or a slab of quartz or petrified wood. Or make a miniature, with shells glued to polished glass.

If you admire shells but aren't in shell-collecting country, consider buying them, as we did. Two sources that fill mail orders nationwide are: The Collector's Cabinet, 1000 Madison Ave., New York, N.Y. 10021; Benjane Arts, 777 Hempstead Turnpike, Franklin Square, N.Y. 11010. A booklet, *A Collector's Guide to Sea Shells* by Jerome M. Eisenberg, published by The Collector's Cabinet, is available for \$1 from: Miss Ena Murray, Odyssey House, 208 E. 18th St., New York, N.Y. 10013.

Other helpful, informative books include: *Art from Shells* by Stuart and Leni Goodman, Crown Publishers, Inc., \$7.95 (cloth), \$3.95 (paper); *Seashells of the World* by R. Tucker Abbott, Golden Press, \$1.25.

END

Outdoor Living Tips



from "Scotch" Brand Tapes



Spruce up your barbecue grill with a fresh coat of spray paint. Be sure to mask off wheels, handles and cutting board with "Scotch" Masking Tape.



Splinter problems? Wrap the rough handles of hoes, rakes and trowels with colorful "Scotch" Plastic Tape. Also helps identify ownership when neighbors borrow tools.



Want to repair that leaking garden hose? Dry area thoroughly (mark it with string first), then cover with overlapping layers of waterproof "Scotch" Plastic Tape.



Use "Scotch" Strapping Tape to straighten young trees or change position of branches. Used much like wire, strapping tape is more visible, and less likely to injure children.

Indoors or out, use the all-around tapes — "Scotch" Brand

"SCOTCH" AND THE PLAID DESIGN ARE REG. T.M.'S OF 3M COMPANY, ST. PAUL, MN 55101 © 1973, 3M CO.



**"I WANT TO GO
ON YOUR 15 DAY
LADIES' HOME JOURNAL
SUNJET HOLIDAY TO
SPAIN FOR ONLY
\$479***

from New York

**"I WANT TO
SEE MADRID
TOLEDO CORDOBA
SEVILLE &
MALAGA"**



**I WANT TO GET ALL THOSE THINGS YOU INCLUDE IN
YOUR LADIES' HOME JOURNAL SUNJET HOLIDAY**

- Round trip jet airfare, U.S.A. to Spain via world famous Iberia Airlines
- First class and deluxe air conditioned accommodations with private bath throughout.
- All transportation within Spain per itinerary.
- Daily breakfast. Also lunch or dinner during stay at Cordoba and Seville.
- Air conditioned motorcoaches.
- Services of a tour escort throughout.
- All tips for baggage handling and for meals provided for in the itinerary.
- Guest membership to the exclusive El Candado private club in Malaga.

Your Exciting Day By Day Itinerary

Day 1-2. Depart New York (JFK Airport) or other gateways via scheduled Iberia Jet (economy class) overnight to Madrid. Certain departures from New York arrive in Malaga and itinerary is reversed. Enjoy renowned Iberia cuisine and inflight services as you wing to exciting Spain. You will be met by your escort and driven by private motorcoach to your hotel for relaxation. In late afternoon you are off on a sightseeing tour of Madrid. You will see "El Prado," the world famous museum with its masterpieces of world renowned painters, Paseo de la Castellana, the Bullring, Retiro Park, the Toledo Gate, Plaza de Espana and the unique Flea Market.

Day 3. A special side excursion to exciting Toledo with the House and Museum of El Greco, the ancient synagogue, the cathedral and Ruins of Alcazar as well as an unusual handicraft factory. Lunch is provided.

Day 4. A full day of leisure to explore more of exciting Madrid on your own. Optional tours are available.

Day 5. After breakfast, your motorcoach leaves for Cordoba, one of the

oldest cities in Spain. You drive through the picturesque countryside and high mountains arriving at Valdepenas for a leisurely lunch which is included. You continue through the Sierra Morena and arrive in Cordoba in the late afternoon for your overnight stop.

Day 6. A morning sightseeing tour of Cordoba will take you to the Arab and Jewish quarter, La Mosquita, the cathedral, the oldest bull ring in Spain and the Museum of Julio Romero de Torres. The afternoon is free for shopping and more sightseeing.

Day 7. After breakfast you leave for a beautiful ride through the countryside to Seville, Spain's most romantic and beautiful city. Seville is also known for its fine wine, lush orange groves, brave bulls, gypsy singers and exciting flamenco. Arriving at lunchtime, you have the rest of the day to enjoy this enchanting city.

Day 8. The morning sightseeing tour of Seville is a memorable experience. You will see the grave of Columbus in the cathedral, the Alcazar, La Giralda, the Moorish Palace, Santa

Cruz and the Murillo Gardens. Ample time is left for leisure and shopping.

Day 9. This morning you depart for Malaga on Spain's Costa del Sol. For the next seven days you will live in your own deluxe, fully equipped luxury apartment, a Ladies' Home Journal exclusive! A magnificent pool, discotheque and restaurant are on the premises. Your apartment is situated in one of the most exclusive areas with the heart of Malaga just minutes away. Torremolinos is just a short bus or taxi ride. Both cities throb with excitement, excellent shops, quaint arcades, restaurants and unlimited sightseeing. Another Journal exclusive is a complimentary guest membership to the luxurious El Candado private club that adjoins your apartment site. Golf, tennis, restaurants are at your disposal. Horseback riding, sailing, waterskiing and a variety of optional excursions to Granada and Tangier are available during your sunny holiday in Malaga.

Day 15. With a collection of wonderful memories, it comes time to say goodbye to beautiful Spain. A short drive to the Malaga airport for your comfortable Iberia Jet flight home.

*SCHEDULED DEPARTURES AND COMPLETE TOUR PRICES

From New York to Madrid or Malaga

May: 25, 28
 June: 1, 4, 8, 11, 15, 18, 22, 25, 29
 July: 2, 6, 9, 13, 16, 20, 23, 27, 30
 Aug: 3, 6, 10, 13, 17, 20, 24, 27, 31
 Sept: 3, 7, 10, 14, 17, 21, 24, 28
 Oct: 1, 5, 8, 12, 15, 19, 22, 26, 29

From Miami to Madrid

May: 28
 June: 4, 11, 18, 25
 July: 2, 9, 16, 23, 30
 Aug: 6, 13, 20, 27
 Sept: 3, 10, 17, 24
 Oct: 1, 8, 15, 22, 29

From Washington/Boston to Madrid

July: 2, 9, 16, 23, 30
 Aug: 6, 13, 20, 27
 Sept: 3, 10, 17, 24
 Oct: 1, 8, 15, 22, 29

Most travel plans ask for \$100 as a deposit. As an American Home reader you need only send our special low reservation deposit of \$10 per person to reserve your Sunjet Holiday—fully refundable, of course!

	June		
	May	July Aug.	Sept. Oct.
New York	\$479	\$578	\$515
Boston	\$479	\$578	\$515
Washington	\$506	\$605	\$542
Miami	\$585	\$694	\$631

A charge of \$15 for eastbound weekend departures will be made.

Prices are per person based on two or three in a room. For a single accommodation add \$40. Children 2 thru 11 receive a 50% reduction of the air fare portion of the tour price.

Mail your reservation to:
 Ladies' Home Journal Sunjet Holiday, Dept. 3487
 c/o First National City Bank, P.O. Box 8821, Church Street Station,
 New York, N.Y. 10249

Please save a seat for _____ people on the following departure date _____ from the following departure city New York, Miami, Boston, Washington.

Full payment for my Sunjet Holiday is enclosed.

A deposit of \$10 per person is enclosed.

Amount of check or money order enclosed \$_____. Please confirm my reservation immediately. My payment will be fully refunded if I cancel my reservation at least 25 days prior to the departure date.

Please make check payable to Ladies' Home Journal Sunjet Holiday.

Please arrange the lowest possible air fare for me from my home city to the nearest Sunjet Holiday departure city.

The complete tour is described in the itinerary. Upon receiving your deposit and reservation request, you will receive with your reservation confirmation additional information on Spain, clothing, weather, shopping, passports and other pertinent data.

RESERVATION REQUEST

Name of each person _____

Address _____

City _____ State _____ Zip Code _____

My Telephone number is: Area Code _____



Spend a milder moment with Raleigh.

A special treatment softens the tobaccos for a milder taste.

Snapshots are yours anytime with the Instant Load 76XF GAF Camera. It's easy. No setting or focusing. It's yours for free B&W Raleigh coupons, the valuable extra on every pack of Raleigh.

To see over 1000 gifts, write for your free Gift Catalog. Box 12, Louisville, Ky. 40201.



© 1973 BROWN & WILLIAMSON TOBACCO CORP.

Filter Kings, 16 mg. "tar," 1.2 mg. nicotine; Longs, 18 mg. "tar,"

1.3 mg. nicotine, av. per cigarette, FTC Report February '73

Warning: The Surgeon General Has Determined That Cigarette Smoking Is Dangerous to Your Health.

EASY-LIVING FAMILY ROOMS



It used to be that hobbies and home crafts—and all the children's activities—were relegated to a basement “rec” room. There, amid furniture discards, games could be played and projects worked on without fear of “messing things up.” Today, the family room has replaced the “rec” room and become the most popular room in the house. Here are two family-room families: the Tom Klutznicks of Chicago (above—that's Ellen and two of her children—and following) and the Georg Andersens of Rockville Centre, N.Y. (pages 48-49). Though their personal tastes differ, both believe that families should enjoy leisure pursuits together—in a setting that is comfortable, congenial and as attractive as it is functional. —Helene Brown

45

continued



46 "We bought our house because of the large, sunny space we wanted to make into a marvelous family room," says Ellen Klutznick of the Chicago town house she shares with husband Tom and their four children. "The room is so big we can work and play in it together, or by ourselves. Tom and our son John are the family pool sharks, for example, but we all enjoy the game." For added seating, and to give pool players elbowroom, sofas were built in along one wall. There is record, book and game storage—and plenty of open space for the youngsters, who seem happiest sprawling on the floor.

PHOTOGRAPHS BY BRADLEY OLMAN

FAMILY ROOMS continued

"We knew this would be our most lived-in room."


Afternoons, the family room becomes a playroom (left and opposite). John, 9, and his mother match skills at pool; Katy, 4, and Daniel, 6, at a children's game. Warm earth colors are used to make the room inviting: cream/brown flamestitch, caramel leather and velvet, honey-toned oak on walls, beams and built-ins.



Evenings, Ellen and Tom (above), who heads a real-estate investment company, find family room relaxing and intimate, despite its size. Houseplants are the product of Ellen's green thumb.

continued

A family-room addition (below) that expands the living room, and also breakfast, play and guest rooms all in one, has quadrupled living space for the Georg Andersens (inset, bottom left). The bright tones of bandanna-printed cotton are drawn from living-room color scheme. The sage green of durable, acrylic-blend carpet echoes outdoor color. Pecky-cypress paneling blends harmoniously and conceals storage (not shown) for stereo, books, and other items.



MULTIPURPOSE PLUS

This delightful family room is the latest chapter in the Georg and Annabelle Andersen story. Six years ago we featured their tiny Long Island apartment; two years later we showed them in their new Rockville Centre, N.Y., home, where they—and little Katrina—had more room to grow. Now the family (inset, opposite) has added this spacious, 16-by-32-foot extension to the back of the house, giving them much-needed extra living space. At one end, it opens into the living room; a breakfast area at the other end (not shown) connects with the kitchen. This room of many roles accommodates the overflow at parties and also functions as a guest room: Georg, an architectural designer, had the corner banquettes made with foam-and-down mattresses; without pillows, they become 7-foot-long beds. But the room was *really* planned for Andersen family needs: By day, Katrina, now 6, plays here, while Annabelle keeps an eye on her from the kitchen; in the evenings they all cozy up here to read, listen to music, and just relax and enjoy.—Christine B. Roth





WHERE IT'S SUMMER ALL YEAR


To invite nature's favors but exclude her excesses—that is the goal of vacation-house design. For his own house, an open pavilion in the Virgin Islands, vacation-house architect Harry Bates created a rugged wrap of fir to fend off sun, wind and rain. Sheltered spaces surround the house—trellised gazebo, covered gallery and balcony—so the outdoors may be enjoyed regardless of weather. At night (above) the house glows jewel-like against a St. Thomas hillside high above the sea. (continued)



On uphill side (top), house is a cocoon of wood. Around gazebo at left and along gallery at right, siding is spaced for ventilation.

Inside gallery (center), zigzags of morning sun slant through openwork wall, creating a breakfast setting that's cool, never glaring.

Gazebo, enclosed on three sides, is open on the fourth (right), giving lunch guests a view of the Caribbean, 1,100 feet below.





SIMPLE DESIGN FOR A DRAMATIC SETTING

Guest room (right) is on first level, linked to pool deck by sliding glass door and protective overhang. Plants point up cheery indoor-outdoor look. Guest bath (not shown) can be entered from inside or directly from deck.





Bright lights add glamour to master bath (above), whose space seemingly expands with use of mirror on the walls and ceiling.


Living room on upper level (left) flows into gazebo, where stairs lead to deck. The sliding glass door at right opens to balcony, which overlooks the pool, the hillside and the sea.

Because this year-round vacation house is recessed within a weather-resistant shell, sliding glass doors on three sides can be left open most of the time. But even when they are closed, the two-story house is pleasantly ventilated through narrow openings in the outside shell and high transoms. Interiors achieve elegance with bright color accents and the gleam of glass and chrome. Plywood walls are softened to a buff tone with a wash of white stain; the floors are a continuous sweep of white vinyl. Both materials require little care, as do the washable white duck slipcovers. For floor plans and more about the house and its enthusiastic owner-architect, see page 81.



Master bedroom (left) is separated from main living area by bath-kitchen core. Flush door hides closet built into space projecting outward from corner of house.

THE COOL WORLD OF GREEN AND WHITE



29

28

27

26

25

24

23

22

21

20

16

18

17

19


By Christine B. Roth

This season's green suggests many things: a tree-shaded porch, or the fresh crispness of summer grass. And when mixed with white, this summer of '73, it's the refreshing, all-over look in decorating. You'll find these bright beauties nationally at most stores. Try adding green and white to your own scheme of things—COOL!

(1) Chest, Broyhill Industries. (2) Blanket, "Country Gingham," J.P. Stevens. (3) Shower curtain, "Doral," Jakson. (4) Ice bucket, glasses, Cera-glass for Bonwit Teller. (5) Tray, Fitz & Floyd. (6) Cube, Polyform Corp. (7-13) Towels: "Calico," "Country Gingham," J.P. Stevens; "White," "Seven Seas," Cannon Mills; "Chains," Avanti Linens; "Infinity," Fieldcrest; "Plaid Picket," Martex. (14) Table, Wicker West, Galway. (15, 16) Candlestick, glass, Fitz & Floyd. (17) Dish, Burleigh Staffordshire. (18) Napkin, napkin ring, tray, "Mini Dot," Decor Home Fashions. (19) Blanket, "Velvet Touch," Fieldcrest. (20) Comforter, pillowcase, "Raffles," Wamsutta. (21-23) Pillowcases: "Swiss Daisy," Fieldcrest; "Plaid Picket," Martex; "Calico," J. P. Stevens. (24) "Tote-All," Beylerian, Ltd. (25-28) Easy-do pillow covers made from summer dress material and sheet fabrics shown, trimmed with eyelet and ribbon. (29) Chair, Pipeline, Design Institute America.

Irwin Horowitz



The image features a variety of seashell decorations. On the left, a picture frame is completely covered in shells of various sizes and colors, including white, pink, and brown. In the center, a woven basket is overflowing with shells. In the foreground, a clear acrylic display case holds several large and small shells, including a prominent pink and white scallop. The background is a dark, solid color, making the shells stand out.

The seashell, with its clean, cool lines, delicate patterns and graceful proportions, is a natural for breezy summer decorating. Whether you buy shells you find enticing or give a new dimension to those collected—you can bring summer beauty indoors, to enjoy all year.

Applying shells with quick-drying glue, artist Bud Holman created the striking designs shown here, clockwise from left (opposite): picture frame, clear acrylic-plastic shadow box, mirror frame, heaped basket, decorative box, clear acrylic-plastic cube with lift-off top that's a cluster of shells. For tips on shell care and how-to's for these and other easy-to-make items, see page 41. —Sara Beaudry

SHELL SHOWMANSHIP

AN AMERICAN TREASURY

OUR PRICELESS HERITAGE OF GLASS

By Rosemary L. Klein

Glassmaking in colonial times was a late-blooming industry. The earliest settlers had to bring bottles and windowpanes with them, for it was not until 1739 that the first successful glasshouse began making these items in quantity. As life became less primitive and the number of skilled craftsmen increased, blown and molded pieces in the best Old World glassmaking tradition began to be produced. Today, the glowing history of glass worldwide, from ancient times to the present, is on display at the Corning Museum of Glass in Corning, N.Y. A year ago, ruinous floods in the wake of Hurricane Agnes nearly wrecked the museum, but miraculously, only about 400 pieces (out of 13,000) were damaged. Magnificent specimens from the American section are pictured here—testament to our more than 200 years of glorious glassmaking. (continued on page 76)



At right, seven items illustrate glassmaking techniques used in America between 1765 and 1860: mold-blown decanter, cut-glass tumbler, lily-pad pitcher (with roses), pattern-molded Stiegel-type flask and creamer, lacy Sandwich plate, molded flask.

Below, right, is a clear-glass trio: New England pressed-glass plate with traditional heart motifs, made about 1827; berry-filled New Jersey cut-glass dish from 1840; engraved-glass cream pitcher, made in the Midwest about 1825.



Above, these examples of New England lacy Sandwich, made in the 1830s, represent the ultimate in pressed glass: covered sugar bowl; shell dish with hairpin designs; octagonal plate with rose, thistle and sunflower motifs.

Left and opposite is exuberant pattern molding on two ribbed and swirled Pitkin flasks and a ribbed miniature bottle, all 19th century. Olive-amber flask is from New England, green flask and bottle are from the Midwest.




An informal brunch can be a veritable feast when the menu includes baked tomatoes; scrambled eggs embellished with cottage cheese, toast points and bacon curls; and sweet fruit kabobs for dessert. Iced tea makes a smooth, light accompaniment.

Gordon Smith
Shopping Information, page 74

By Lucy Wing

SUNNY-DAY BRUNCHES


As the weather warms, weekend brunches become a delightful way to entertain. Here is a menu that suits the season: apricot compote, Canadian bacon-rice casserole, green beans with almonds, honeyed doughnuts, coffee or tea. Four sunny menus and their recipe highlights begin on page 68.




COOKING LESSON No. 56 By Jacques Jaffry

BAKED ALASKA

Imagine baking ice cream without melting it! Impossible—unless you cover it with thick, airy meringue to “insulate” it from oven heat. This dessert, also on our cover, was served at New York’s elegant Delmonico’s restaurant in the 1870s, and named in honor of the new territory of Alaska. Today, it’s a hot-and-cold surprise that makes a spectacular finale to any special meal.






BAKED ALASKA

- 1 package (16 or 17 ounces) pound-cake mix
- 1 quart ice cream (any flavor), frozen firmly
- 5 egg whites
- $\frac{1}{4}$ teaspoon cream of tartar
- $\frac{1}{2}$ cup superfine sugar
- $\frac{1}{2}$ teaspoon vanilla or 1 tablespoon rum or orange liqueur

1 Heat oven to temperature given on cake-mix package. Grease a 13x9x2-inch baking pan. Prepare mix as directed; turn into pan. Bake 10 to 15 minutes less than package directs for loaf pan, or until wooden pick inserted in center comes out clean. Cool in pan 10 minutes. Remove from pan; cool completely. Cut 10x6-inch rectangle from cake (use the rest another time). Place on metal or freezer-to-ovenware platter. Set ice cream down center of cake. Trim cake, if needed, so it extends only 1 inch beyond ice cream on all sides. Put in freezer until firm.


2 Heat oven to 450°. Beat egg whites and cream of tartar until foamy. Beat in sugar gradually. Add vanilla or rum or liqueur. Continue beating until meringue forms stiff, glossy peaks. Spoon about 2 cups of meringue into pastry bag fitted with a star tube. Spread remaining meringue evenly over cake and ice cream; smooth with spatula. Cake and ice cream must be completely covered.

3 Pipe on meringue from pastry bag in design. If you don't have a pastry bag, meringue may be put on, then swirled, with a spatula. Bake 3 to 5 minutes or until golden. It's best served immediately, but you can refreeze up to an hour. Caution: Texture of meringue may change slightly after it has been frozen. Makes 6 to 8 servings.



**Would you think
better of tuna
if it cost
\$4.69 a pound?**





If you had to pay as much for tuna as you do for lobster or crabmeat, you might pay as much attention to how it *tastes*.

And you'd probably put it pretty high on your list of good things to eat.

But the fact is, tuna is probably too reasonable for its own good.

Which may sound *unreasonable*. Coming from us.

Look at it this way.

If tuna weren't so economical, it would probably be considered a delicacy. In fact, that's exactly what the chefs at Chicken of the Sea do think it is. A delicacy.

And that's why they're such fanatics.

Lovable fanatics, but fanatics just the same.

For instance they still insist on filleting by hand. That way they're certain you get only *prime* fillet from Chicken of the Sea.

And they bake the tuna when it's freshest and most flavorful. In lots of little ways they're probably fussier than necessary about their tuna—

until you remember they consider it a delicacy.



Fussy is as fussy does.

It may look like a simple can of tuna, but Chicken of the Sea is actually the result of a great recipe . . . and the *start* of many others. Yours.

That might be why good cooks have bought more Chicken of the Sea than any other tuna. Year after year.

We may not ask an arm and a leg for our tuna.

But there are days when we think maybe we should.


Our cooks send you their best.*



*They send you Chicken of the Sea Frozen Shrimp too...which is also very reasonably priced when you consider what you get.



**WINNING
WAYS
WITH
CANNED
MEATS**



By Frances M. Crawford

Stock your shelves with canned meats and you'll always have a variety of quick-to-prepare, good-to-eat dishes on hand when guests drop by or when you don't get to the supermarket. Consider the trio above: crisp main-dish salad made hearty with ham loaf; corned beef in shimmering aspic; piping hot turkey casserole topped with refrigerated biscuits. These recipes and more begin on page 70.



Wish-Bone Deluxe French Dressing.
Blended creamy and mild
to let the delicate flavor of nature's
good greens come through.
That's what makes it the family favorite.



WISH-BONE.[®]
FOR PEOPLE WHO REALLY LIKE SALADS.

MENU 1 (pictured on pages 60-61)

- Spiced Pickled Apricots*
- Canadian Bacon and Herbed Rice*
- Green Beans Amandine
- Honey-Dipped Doughnuts*
- Coffee or Tea

SPICED PICKLED APRICOTS

- 2 cans (1 pound, 1 ounce each) peeled, whole apricots**
- ½ cup red wine vinegar
- ¼ cup sugar
- 1 teaspoon whole allspice
- 1 teaspoon whole cloves
- 2- to 3-inch cinnamon stick
- Dash of salt

Drain apricots, reserving 1½ cups syrup. Heat reserved syrup, vinegar, sugar, allspice, cloves, cinnamon stick and salt to boiling in medium-size saucepan. Simmer 5 minutes. Add drained apricots. Cover. Marinate overnight in refrigerator. Spoon into serving dish. Makes 6 relish servings.

**You may also use 1½ pounds fresh apricots. To prepare: Put apricots in boiling water 2 minutes. Drain; add cold water; peel. Bring 1 cup water and ¾ cup sugar to boiling in saucepan. Add peeled apricots. Simmer until apricots are just tender. Drain; reserve syrup and proceed as above.

CANADIAN BACON AND HERBED RICE

- ¼ cup butter or margarine
- ¼ cup chopped onion (1 small)
- 2 cans (13¾ ounces each) chicken broth
- 1 teaspoon salt
- ½ teaspoon leaf thyme
- 1 bay leaf
- 1½ cups regular long-grain rice
- 1 pound sliced Canadian bacon

Heat oven to 350°. Melt butter or margarine in large saucepan. Add onion. Sauté 1 minute. Add chicken broth, salt, thyme and bay leaf. Heat to boiling. Stir in rice. Grease a 2-quart shallow baking dish. Pour in rice mixture. Cover with foil or enclose dish in roasting wrap. Bake 15 minutes. Arrange bacon slices around edge of rice. Replace cover. Bake 30 minutes or until rice is tender and liquid is absorbed. If rice is wet, remove wrapping and bake longer. Makes 6 servings.

HONEY-DIPPED DOUGHNUTS

- 1 package (13¾ ounces) hot-roll mix
- 1 large egg
- ¼ cup sugar
- 2 teaspoons grated lemon peel
- ½ teaspoon ground nutmeg
- Pure vegetable oil for frying
- 1 package (1 pound) confectioners' sugar
- ¼ cup honey
- 5 to 6 tablespoons milk or cream

Dissolve yeast from package of hot-roll mix in large bowl according to package directions. Add egg, sugar, lemon peel and nutmeg. Stir until blended. Stir in dry mix. Turn dough out onto floured board; knead about 3 minutes or until dough is smooth and elastic. Put dough into greased, large bowl; cover with damp towel. Let rise in warm place (85°), free from draft,

1½ hours or until it is doubled in bulk.

Punch dough down; turn out onto floured board; knead to distribute air bubbles. Let rest a few minutes if difficult to roll. Roll out to ½-inch thickness. Cut into rings with a floured 2½- or 3-inch doughnut cutter. Carefully transfer each ring to floured sheet of wax paper. Knead leftover pieces of dough together; roll out and cut. Let doughnuts rise, uncovered, 30 minutes or until doubled in bulk. Heat 1 inch oil in large saucepan to 375°. Fry, a few at a time, until golden. Drain. Cool.

Combine confectioners' sugar, honey and enough milk or cream to make icing pourable. Spear a doughnut with a two-tine fork; dip in icing to coat all sides, letting excess drip. Place dipped doughnut on wire rack set in flat pan to dry. Repeat with remaining doughnuts. If needed, scrape icing in pan into bowl. Beat until smooth. Makes about 1 dozen.

MENU 2 (pictured on page 60)

- Cottage-Scrambled Eggs*
- Bacon Curls
- Buttered Toast Points
- Baked Sliced Tomatoes*
- Fruit Kabobs*
- Iced Tea

COTTAGE-SCRAMBLED EGGS

- 10 large eggs
- 8-ounce carton (1 cup) cream-style cottage cheese
- ½ teaspoon salt
- Dash of pepper
- 3 tablespoons butter or margarine
- 3 tablespoons all-purpose flour
- 1 cup milk
- Bacon curls
- Toast points

Beat eggs, cottage cheese, salt and pepper together in large bowl. Melt butter or margarine in large skillet over medium heat. Stir in flour. Cook 1 minute, stirring constantly. Stir in milk gradually. Cook until mixture thickens and comes to boiling, stirring constantly. Add egg mixture. Cook eggs, lifting mixture occasionally from bottom and sides of pan with wide spatula, until thickened throughout but still moist. Transfer to heated platter. Serve with bacon curls and toast points. Garnish with parsley, if desired. Makes 6 servings.

BAKED SLICED TOMATOES

- ¼ cup butter or margarine
- ¼ cup chopped green onions or shallots
- 1½ cups fresh bread crumbs (3 slices)
- 2 tablespoons chopped parsley
- 1 teaspoon salt
- Dash of pepper
- 6 large, firm ripe tomatoes
- 3 teaspoons sugar

Heat oven to 350°. Melt butter or margarine in saucepan over medium heat. Add green onions or shallots. Cook until tender. Stir in crumbs, parsley, salt and pepper. Remove from heat. Dip tomatoes in boiling water for 30 to 40 seconds; remove skins. Core tomatoes; cut into ½-inch crosswise

slices. Arrange some slices around side of a buttered 1½-quart ovenproof dish. Put layer of slices in bottom of dish. Sprinkle with 1 teaspoon sugar and some crumb mixture. Repeat layering 2 more times, ending with crumbs. Cover dish with foil. Bake 25 minutes or until bubbly. Makes 6 servings.

FRUIT KABOBS

- 1 tablespoon butter or margarine
- ½ cup light corn syrup
- 3 tablespoons Grand Marnier
- 2 teaspoons grated lemon peel
- 1 tablespoon lemon juice
- 2 small bananas
- 3 small firm red plums, pitted and each cut into 6 slices
- 1 cup seedless grapes

Melt butter or margarine in saucepan over low heat. Stir in corn syrup, Grand Marnier, lemon peel and juice. Remove from heat. Peel bananas; cut into 1-inch chunks; add to syrup mixture. Heat oven to 350°. Thread pieces of fruit alternately on each of 6 skewers, until all pieces are used. Place on heatproof platter or in baking dish. Spoon syrup mixture over kabobs. Bake 10 minutes or until just heated. Serve with sour cream, if desired. Makes 6 servings.

MENU 3

- Chilled Orange Juice
- Zucchini Frittata*
- Prosciutto or Salami Slices
- Bel Paese Cheese with Honeydew Wedges
- Cappuccino Deluxe*

ZUCCHINI FRITTATA

- 3 tablespoons olive oil
- 1 large onion, thinly sliced
- 1 clove of garlic, minced
- 4 small zucchini, thinly sliced
- 1 dozen large eggs
- ½ cup milk
- ¼ cup grated Parmesan cheese
- ½ teaspoon leaf oregano, crumbled
- ½ teaspoon salt
- Dash of pepper
- 2 tablespoons butter or margarine
- 1 can (15 ounces) tomato herb sauce


Heat oil in large skillet over medium heat. Sauté onion and garlic 1 minute. Add zucchini. Cook until vegetables are just tender. Remove; reserve. Beat eggs, milk, cheese, oregano, salt and pepper in large bowl until blended. Melt butter or margarine in 10-inch skillet. Pour in eggs; cook, stirring occasionally with wide spatula until eggs are just beginning to set. Stir onion-zucchini mixture into soft top layer of eggs. Continue to cook until eggs are set around edge of pan. Heat tomato herb sauce in saucepan. Cut eggs into wedges; serve with sauce. Makes 6 servings.

CAPPUCCINO DELUXE

- 3 cups espresso or strong brewed coffee
- 1 cinnamon stick
- ½ cup heavy cream, whipped

Heat coffee and cinnamon stick in saucepan 15 minutes. Remove cinnamon stick. Spoon cream into 6 demitasse cups; add coffee. Makes 6 servings.

What are sho' nuff southern style hash browns doin' way up north in Boise?



Why, they're fixin' to spread the joys of southern cooking all across this country.

Up here around Boise, Idaho, we grow just about the finest eating potatoes you'll find anywhere.

When we make our Southern Style Hash Browns, we take the very best potatoes, good and firm and solid, and cut them up into nice, neat nuggets. Chunky enough to sink your teeth into. But small enough so when you pop them in your skillet, each bite cooks up crisp and brown and even.

Then we freeze them, so they'll stay good and fresh, and put them in the Ore-Ida

section of stores all over.

Right alongside in the cabinet, you'll see our Ore-Ida Shredded Hash Browns. They cook fast. Soon as they're crisp outside, they're tender and piping hot inside.

With either style hash browns, try eggs over easy with a small sizzling steak. Or pork chops. Or a slice of ham.

Ranch breakfast, they call it. Mighty tasty. Even if you don't eat breakfast till dinner time.



Good eatin' from Boise.

MENU 4

- Bloody Mary Frappé*
- Chunk-Style Potato Pancakes*
- Rhubarb-Pear Sauce*
- Cucumber Salad
- Coffee Tea Milk

BLOODY MARY FRAPPÉ

- 1 bottle (24 ounces) Bloody Mary mix
- 1 cup vodka
- Celery leaves

Combine Bloody Mary mix and vodka. Pour into 13x9-inch stainless-steel pan or baking dish. Cover with transparent plastic wrap. Freeze 1 to 2 hours or until firm. Just before serving, scoop frappé generously into each of 6 sherbet or champagne glasses. Garnish each with celery leaves. Makes 6 first-course servings.

CHUNK-STYLE POTATO PANCAKES

- 1 package (6 or 7 ounces) potato-pancake mix
- 1 package (12 or 16 ounces) frozen shredded hash-brown potatoes
- 1 cup diced cooked ham
- Pure vegetable oil for frying

Prepare potato-pancake mix according to package directions; let mixture stand as directed until it thickens. Stir in frozen potatoes and ham. Heat 2 tablespoons oil in large skillet. Drop 1/3 cup mixture into hot oil, shaping into 1/2-inch-thick pancake. Fry, several at a time, until golden brown on bottom; turn; brown second side, adding more oil as needed. Drain on paper towels. Place on heated platter. Keep warm. Repeat with remaining batter. Serve with Rhubarb-Pear Sauce (below). Makes about 6 servings.

RHUBARB-PEAR SAUCE

- 1 1/2 pounds rhubarb, cut in 1-inch pieces
- 1 cup sugar
- 2 tablespoons water
- 1/4 teaspoon salt
- 3 tablespoons cornstarch
- 3 tablespoons water
- 1 can (1 pound, 14 ounces) pear halves, drained

Combine rhubarb, sugar, water and salt in large saucepan. Cook, covered, over low heat, stirring occasionally until rhubarb is just tender but not mushy. Combine cornstarch and water in small bowl. Add to hot rhubarb mixture. Bring to boiling, stirring gently. Boil 1 minute. Remove from heat. Tint rhubarb a pretty pink with red food coloring, if desired. Add drained pears; cover. Chill. Spoon into serving dish. Makes 6 servings.



Imagine what you can show through a see-through glass canister. Think what you can do with a stack of two (or a tower of four). Select the right glass for wine, a bright glass for breakfast-time. Collect your ideas in Libbey Glass. Nobody else gives you so many choices. Nothing else that costs so little makes you look so good.

Libbey Glass.

Everybody sees something different in it.



Barber Pole Canisters

Citation



Stack-'n-Store Canisters

In-Keepers



Blue Camellia

Prado



The best known name in table glassware



CANNED MEATS

continued from page 66

HEARTY SUPPER SALAD

(pictured on page 66)

- 1 package (10 ounces) frozen whole green beans
- 1 package (10 ounces) frozen peas
- 1/2 cup bottled salad dressing
- 2 quarts salad greens (lettuce, chicory, escarole, romaine)
- 1 red onion, sliced and separated into rings
- 1 basket cherry tomatoes
- 2 or 3 hard-cooked eggs, quartered
- 1 can (12 ounces) ham loaf, cut into julienne strips

Cook green beans and peas according to package directions. Drain well. Toss vegetables gently with salad dressing. Chill at least 1 hour, tossing occasionally. Break salad greens into bite-size pieces; place in large salad bowl. Toss with enough additional salad dressing to just moisten greens. Arrange marinated vegetables, onion rings, tomatoes, eggs and ham over greens. Toss before serving. Makes 6 to 8 servings.

BREADED PORK CUTLETS

- 2 cans (12 ounces each) pork luncheon meat
- 1 egg
- 1 tablespoon milk
- 1/3 cup prepared mustard
- Flour
- 2/3 cup packaged bread crumbs
- 3 to 4 tablespoons butter or margarine

Cut each piece of meat into 6 slices. Beat egg with milk. Brush both sides of each meat slice with mustard. Dredge in flour. Dip in egg mixture. Dredge in bread crumbs. Melt 3 tablespoons butter or margarine in large skillet over low heat. Brown slices on both sides, adding more butter or margarine if necessary. Serve with mashed potatoes or buttered noodles, if desired. Makes 6 servings.

continued

Dollar for dollar, what other meat stacks up to SPAM?

We made the sandwiches on the left with a dollar's worth of a nationally popular sliced bologna. For the stack on the right, we used a dollar's worth of SPAM.* Both the SPAM and the bologna are all meat, good-tasting, good quality. But you can see how SPAM makes your meat dollar go further. Try SPAM Regular, or—for pennies more—SPAM with Cheese Chunks or SPAM Smoke Flavored. There are so many great SPAMwich combinations, you'll be surprised how the savings add up.



**A lot of meat.
But not a lot
of money.**



*Prices based on a 1972 Survey of National Average Retail Prices.

SPAM is a registered trademark for a pure pork product packed only by Hormel.

CHILI CON CORNED BEEF

- 3 slices bacon, finely diced
- 1 cup chopped onion (1 large)
- 1 green pepper, seeded and chopped
- 1 small clove of garlic, minced
- 1 can (1 pound, 12 ounces) tomatoes
- 1 bay leaf
- 1 teaspoon salt
- ¼ teaspoon ground cloves
- 2 to 3 teaspoons chili powder
- 1 can (12 ounces) corned beef, diced
- 1 can (1 pound) kidney beans, drained

Cook bacon in large skillet over low heat until crisp. Add onion and green pepper. Cook until soft, stirring frequently. Add garlic, tomatoes, bay leaf, salt, cloves, chili powder and corned beef. Cover. Bring to boiling. Simmer 15 minutes. Remove bay leaf. Stir in beans. Simmer 5 minutes. Makes 4 servings.

CORNED-BEEF RING

- (pictured on page 66)
- 2 cups water
- 2 beef bouillon cubes
- 1 envelope unflavored gelatin
- ½ cup stuffed olives, sliced
- 1 can (12 ounces) corned beef, diced
- 1 jar (3½ ounces) cocktail onions, well drained
- 2 tablespoons prepared horseradish, well drained
- ¼ teaspoon pepper

Bring 1½ cups water to boiling in small saucepan. Remove from heat. Add bouillon cubes; stir until dissolved. Soften gelatin in ½ cup cold water. Add to broth, stirring until dissolved. Chill until aspic is syrupy. Pour a few tablespoons aspic into 4-cup ring mold. Chill until set. Arrange a row of olive slices over layer of aspic. Combine corned

beef, cocktail onions, remaining olive slices, horseradish and pepper; mix well with fork. Turn mixture into mold. Pour remaining aspic over meat mixture in mold. Chill 2 to 3 hours or until set. Unmold onto platter. Garnish center of ring with potato salad and sprinkle with chopped parsley, if desired. Makes 4 servings.

STUFFED GREEN PEPPERS

- 6 medium-size green peppers
- 2 tablespoons butter or margarine
- 1 cup minced onion (1 large)
- 1 cup chopped celery
- 2 cups soft bread crumbs (4 slices)
- ½ teaspoon dried tarragon leaves
- 1 can (15 ounces) tomato sauce with chopped onion
- 1 can (12 ounces) pork luncheon meat, chopped

Cut thin slice from stem end of each pepper. Remove seeds and white membranes. Place in boiling salted water for 3 minutes. Drain well. Melt butter or margarine in large skillet over medium heat. Add onion and celery. Cook until soft, stirring occasionally. Combine onion-celery mixture, bread crumbs, tarragon, 1 cup tomato sauce and meat. Mix well. Spoon mixture lightly into peppers. Stand peppers upright, close together, in baking dish. Pour remaining tomato sauce around peppers. Bake at 400° for 35 to 40 minutes. Makes 6 servings.

DEVILED-HAM SOUFFLÉ

- 1 tablespoon butter or margarine
- 1 tablespoon grated Swiss or Parmesan cheese
- 3 tablespoons butter or margarine
- ¼ cup flour
- 1 cup milk
- ½ teaspoon salt
- ⅛ teaspoon pepper
- Dash of nutmeg
- 4 egg yolks
- 2 cans (4¼ ounces each) deviled ham
- 4 egg whites

Butter 1½-quart soufflé dish with 1 tablespoon butter or margarine. Sprinkle with cheese. Heat oven to 375°. Melt 3 tablespoons butter or margarine in medium-size saucepan over medium heat. Add flour; cook 1 minute, stirring constantly. Add milk, salt, pepper and nutmeg. Cook, stirring constantly, until sauce is thick and smooth. Remove from heat. Add yolks, one at a time, beating well after each addition. Stir in ham. Mix well. Beat egg whites until stiff but not dry. Stir about ½ cup beaten whites into egg-yolk mixture to lighten it. Fold in remaining egg whites gently. Turn mixture into prepared dish. Smooth surface with spatula. Bake 35 to 40 minutes or until soufflé is puffed and golden brown. Makes 4 servings.

continued

people are going to the dogs two ways



For years people have crunched animal crackers. Why shouldn't dogs enjoy People Crackers? Good idea? We thought so. So we baked up nourishing little crackers shaped like the people in a happy dog's life. Now your dog will love mailmen, milkmen, policemen—even dogcatchers! Try liver flavored or regular People Crackers today.

French's®—providers for pets for over 70 years.



The first dishwasher detergent for dry-hards. Electrasol.

Dry-hards are tough-to-clean foods—like macaroni and cheese, eggs, oatmeal, sauces—that dry and cake and stick. And stick. On plates. On forks. Filming glasses. But Electrasol, with its special formula, gets rid of dry-hards. Lets your dishwasher give you cleaner, brighter, film-free dishes.



100% MACHINE WASHABLE - NO IRON

Polyester & Cotton

BOTH AT ONE LOW PRICE - \$8.98



Style
40291
\$8.98
SIZES
10-18
14½-22½

Style
40315
\$8.98
SIZES
10-18
14½-22½

STYLE 40291—MATCHING SLIMLINE STRIPES and self-covered buttons on cotton and polyester pantsuit. Tunic is back-zipped, plaid striped pants have elastic waist. Machine washable, no iron. Colors: Rose or Blue. Sizes: 10 to 18, 14½ to 22½. \$8.98

STYLE 40315 — PRETTY SMOCK-TOP pantsuit of Fortrel and cotton has butterfly sleeves, patch pockets. Front-buttoned top, elastic waist on pants. Machine washable, no iron. Color as shown. Sizes: 10 to 18, 14½ to 22½. Only \$8.98

Act Now! 3 WAYS TO ORDER: PREPAID • C.O.D. • USE YOUR CHARGE CARD!

greenland fashions, Dept. 3375

4500 N.W. 135th Street, Miami, Florida 33054

Send following, on 10-day money back guarantee

Style No.	Size	1st Color	2nd Color	Price

Add 85¢ postage per style.

TOTAL

Name _____

Address _____

City _____ State _____ Zip _____

PREPAID: I enclose the full price plus 85¢ postage for each style.

SEND C.O.D. — I ENCLOSE \$1.00 DEPOSIT for each item and will pay post-man balance plus all postal charges. **YOU MAY CHARGE YOUR ORDER**

BANKAMERICARD
Acct. No. _____
Good Thru _____

MASTER CHARGE
Acct. No. _____
(Find above your name)
INTERBANK No.
Good Thru _____

CANNED MEATS continued

STUFFED POTATOES

3 large baking potatoes

2 tablespoons butter or margarine

1 cup minced onion (1 large)

1 clove of garlic, minced

2 cans (8 ounces each) tomato sauce

¼ cup chopped parsley

½ teaspoon leaf thyme, crumbled

1 can (12 ounces) corned beef, diced

Heat oven to 400°. Wash and dry unpared potatoes. Prick with fork. Arrange on oven rack. Bake 1 to 1¼ hours or until tender when tested with a two-tine fork. While potatoes are baking, melt butter or margarine in skillet over medium heat. Add onion. Cook until soft, stirring occasionally. Add garlic. Cook 1 minute. Add tomato sauce, parsley and thyme. Bring to boiling. Stir in corned beef. Simmer 5 minutes.

Cut potatoes in half lengthwise. Scoop out potato pulp, taking care not to break the skin; reserve skins. Mash pulp well. Combine with meat mixture. Pile back into shells, mounding slightly. Return to oven; heat through. Makes 6 servings.

PINEAPPLE DINNER LOAF

2 cans (12 ounces each) pork luncheon meat

1 can (15¼ ounces) sliced pineapple, drained, juice reserved

2 cans (1 pound each) baked beans

1 teaspoon cornstarch

1 teaspoon dry mustard

1½ teaspoons lemon juice

Heat oven to 375°. Make 5 crosswise cuts in each piece of meat, but do not cut through completely. Cut each pineapple slice in half. Tuck one half into each cut in meat. Place in shallow baking pan. Arrange beans around meat. Combine reserved pineapple juice, cornstarch, mustard and lemon juice in small saucepan. Stir well to dissolve cornstarch and mustard. Bring to boiling, stirring constantly. Pour over meat. Bake 40 minutes or until beans and meat are heated through. Makes 6 servings.

TURKEY CASSEROLE (pictured on page 66)

2 tablespoons butter or margarine

½ cup minced onion (1 medium)

3 tablespoons flour

1 can (10½ ounces) condensed chicken broth

2 cans (5 ounces each) turkey meat, diced

1 package (10 ounces) frozen mixed vegetables, cooked and drained

1 package (8 ounces) refrigerated biscuits

Heat oven to 450°. Melt butter or margarine in large skillet over medium heat. Add onion; cook until soft, stirring occasionally. Stir in flour. Cook a few seconds. Add broth. Bring to boiling, stirring constantly. Add turkey and vegetables. Bring back to boiling, stirring gently. Turn into shallow baking dish. Arrange biscuits around edge. Bake 9 to 10 minutes or until biscuits are golden brown. Makes 4 servings.

SHOPPING INFORMATION

Merchandise listed here is available in leading department and specialty stores. If you cannot find it, write to American Home, Reader Service, 641 Lexington Ave., New York, N.Y. 10022. Items not listed may be privately owned or custom made.

MULTIPURPOSE PLUS

Pages 48-49: Coffee table, Karl Springer, NYC.

SUNNY-DAY BRUNCHES

Pages 60-61: Compote, casserole, Royal Worcester Porcelain Co., Inc., NYC. Inset: Pitcher, glasses, Rosenthal USA, Ltd., NYC.

BAKED ALASKA

Pages 62-63: Silver pie server, tray, coffeepot, James Robinson, Inc., NYC; demitasse cups, saucers, Baccarat, Inc., NYC.

BUILDING MATERIALS AND SOURCES

The products listed reflect our continuing regard for quality in building, using the best and most efficient materials, judged for value, durability and conservation of energy.

WHERE IT'S SUMMER ALL YEAR

Pages 50-53: Siding, wood screening, interior walls, all "Fir Rough-Tex," U.S. Plywood Div., Champion International, NYC; stain finish, White Rez, The Rez Co., Pittsburgh, Pa.; sliding glass doors, "Mildoor," Miller Industries, Miami, Fla.; vinyl-asbestos flooring, The Flintkote Co., East Rutherford, N.J.; bathroom fixtures, American-Standard Co., NYC; kitchen equipment, General Electric Co., Louisville, Ky.; bathroom counters and cabinets, kitchen counters, The Formica Co., Cincinnati, Ohio; lighting fixtures, Harry Gitlin, NYC.



For people who can't leave well enough alone, look what you can do with a Banquet[®] Chicken Pie.

Chicken pie. Banquet makes it good and Banquet makes it fast. And if you want it fancy, Banquet will even help out there with this easy, dress-for-dinner recipe:

Take one Banquet Chicken Pie from your freezer. Score crust, bake 15 minutes. Add bay leaf and peppercorn pieces, heat another 15 minutes. Brush with orange glaze, heat additional 10 minutes. Serve with onion-garnished asparagus and fresh fruit. Banquet. When you start with great food you end with a great meal.

Banquet Foods Corporation, St. Louis, Missouri 63101



**100% MACHINE WASHABLE
NEVER NEEDS IRONING**

Cotton/Acetate Seersucker

THE PERFECT SUMMER FABRIC

BOTH AT ONE LOW PRICE — \$8.98



**2
Piece
Outfit**

Style
40324
SIZES
10-18
14½-22½

**2
Piece
Outfit**

Style
40343
SIZES
10-18
14½-22½

STYLE 40324 — SPIFFY STRIPES Perdeck this seersucker cotton tunic-topped pantsuit with deep sea anchor applique. Two patch pockets, elastic waisted stove-piper pants. Complete machine washable, never needs ironing. A striped delight in Blue or Pink. Sizes: 10 to 18, 14½ to 22½. Only \$8.98

STYLE 40343 — PANTSUIT PERFECT in striped cotton acetate seersucker. Shape-forming seams and smart red star appliques on both patch pockets and buttons. Elastic waisted pants and matching tie to use or lose. Colors: Black or Blue Stripe. Sizes: 10 to 18, 14½ to 22½. Only \$8.98

Act Now! 3 WAYS TO ORDER: PREPAID • C.O.D. • USE YOUR CHARGE CARD!

greenland fashions, Dept. 3376

4500 N.W. 135th Street, Miami, Florida 33054

Send following, on 10-day money back guarantee

Style No.	Size	1st Color	2nd Color	Price

Add 85¢ postage per style.

TOTAL

Name _____

Address _____

City _____ State _____ Zip _____

PREPAID: I enclose the full price plus 85¢ postage for each style.

SEND C.O.D. I ENCLOSE \$1.00 DEPOSIT for each item and will pay postman balance plus all postal charges.

YOU MAY CHARGE YOUR ORDER

BANKAMERICARD

Acct. No. _____
Good Thru _____

MASTER CHARGE

Acct. No. _____
(Find above your name)

INTERBANK No. _____
Good Thru _____

OUR PRICELESS HERITAGE OF GLASS
continued from page 58

Glass is made by heating a blend of raw materials—sand and alkalis such as soda or potash mixed with lime or lead oxide—to such a high temperature that they fuse and turn into a thick, pliable liquid. While still in its molten state, this liquid can be blown, molded, stretched or pressed—to create a wide variety of shapes and objects. Before fusion takes place, metal oxides are added to the raw materials to color the glass. Iron, for example, produces the deep ambers and greens; cobalt, the rich, dark blues.

Glassmaking tools date from antiquity; few have changed very much since the invention of the blowpipe—the most useful tool of all—in the first century BC. Traditionally glassmaking has been a team activity; a master craftsman and several assistants are usually needed to make a single blown piece. This is how it's done: A gather (blob of molten glass) on the end of a blowpipe is withdrawn from a clay crucible in the furnace and expanded by blowing air into the pipe. For additional shaping and finishing, the piece is transferred to another ancient tool, the *pontil rod*, which the master glassmaker rolls back and forth along the arms of a special chair he sits in, while continuing to smooth and shape the glass. Shears are used to size the glass and cut away the excess. Smaller gathers become handles, stems and feet, applied to the glass while still hot.

"Be sure to furnish yourselves with glass for windows" was advice often given would-be settlers in the 17th century, for it was still a rare commodity in America. In 1739 a Philadelphia button maker, Caspar Wistar, started a glasshouse on Alloyway Creek in southern New Jersey, fulfilling some of the dreams of the Jamestown settlers 130 years before. Their first glasshouse had failed, and other attempts, then and later, were similarly disappointing.


Starting a glasshouse was difficult. The most important commodity—labor—had to be found abroad, and Europeans took a dim view of efforts to lure glassworkers to America. Those who did come, knowing they faced an uncertain future in the New World, were not likely to be among the best or most successful. Once here, they often deserted their employers, attracted to the greater promise of farming and other industries. One New Englander, who wanted to open a glassworks, wrote Benjamin Franklin for advice. "I think the likeliest Way to get good Workmen from England, would be to invite them into partnership," Franklin replied. Eventually, offering such an incentive became an accepted practice.

Caspar Wistar was fortunate in his choice of workers. He paid the passage of four men from Rotterdam, Holland, guaranteeing them jobs if they would teach him and his son glassmaking. The agreement was concluded successfully, and soon bottles and windowpanes were being produced from crude glass, colored naturally by whatever impurities happened to be present in the sand. Wistar's glasshouse was in operation nearly 40 years.

Though Virginia gentlemen—indeed, most of the colonies' well-to-do—drank wine from imported goblets, glass tablewares were not used widely in America until the 19th century. For their own households, Wistar's workmen experimented with pieces blown from leftover aquamarine and olive-green glass. They made covered sugar bowls with thin handles and birdlike finials, and a variety of tankards, bowls and dishes enhanced with applied glass motifs. They even tried candlesticks, following traditional shapes found in pewter and silver.

Within a few years, Wistar's workers and the men they taught had dispersed to other glasshouses in New England and New York, where they carried on the same style of glassmaking—since recognized as the "South Jersey tradition." Some of the finest pitchers in this style, decorated with applied and tooled "lily pad" designs, (continued)

New Shell Can Care™. Masks odors and kills bugs in your garbage cans before they get into your home.



Many of the insects you see in your home come from your garbage cans. Garbage and odors attract flies, ants and roaches. It's a problem you can face even if you use garbage can liners. But now there's a way to stop these pests *before* they get into your home. Introducing New Shell Can Care™. It has a deodorant to mask garbage odors. And a powerful insecticide to kill flies, ants and roaches that do get in.

Can Care's deodorant and insecticide easily attach inside metal or plastic garbage can lids. And work together up to three full months.

Get new Shell Can Care. You'll have cleaner-smelling garbage cans outside your home. And fewer flies, roaches and ants inside.



New Shell Can Care.

Use as directed on label.

were made a century after Wistar had opened his first factory.

One of the most colorful characters to enter American glassmaking in the 18th century was Henry William Stiegel, who came to Pennsylvania from the Rhineland and operated an iron furnace near Lancaster. Stiegel called himself a baron and, according to legend, insisted that he be greeted at his factory by the firing of cannon. Like Wistar, Stiegel had to import glassmakers to work for him, yet during his spectacular 11-year glassmaking career, which lasted until 1774, he produced tablewares that matched his advertising claim; "... equal in quality with any imported from Europe."

"Baron" Stiegel is perhaps best known for his *pattern-molded* wares in brilliant jewel tones: amethyst, cobalt blue and emerald green. Pattern molding is an ancient Roman technique in which a gather of molten glass is forced into a miniature mold that has a pattern incised on its inner surface—usually diamonds, hexagons, flowers and/or ribbing. When the hot glass has been imprinted with the design, it is withdrawn and blown, and the pattern expands. This style was later adopted by glasshouses in the Midwest.

Another German immigrant, John

Frederick Amelung, achieved prominence after the Revolutionary War. A master glassmaker himself, he brought with him a large group of glassmakers to set up a factory near Frederick, Md. In addition to the staples that every factory was obliged to make, Amelung created pattern-molded tablewares and the finest engraved glass in 18th-century America.

Glassmaking was on a much firmer footing after 1800. In addition to the standard bottle designs, flat pocket-size flasks began to be popular, advertised as being "suitable to carry the *comfort of life* into the field." Patterned with vertical and swirled ribs, they were named *Pitkin flasks*, after an 18th-century Connecticut glasshouse owned by the Pitkin family.

By 1820, glasshouses were making tablewares blown in full-sized hinged molds that produced splendid facsimiles of the fashionable cut glass of England and Ireland. Pressed glass, often called *Sandwich glass*, was the next technical advance. As early as 1780, a rudimentary pressing device had been used in Europe to make feet for candlesticks, compotes and salt dishes. But American craftsmen succeeded in developing machinery that could also manufacture plates, pitchers, dishes, candlesticks—and ornament that

was infinitely more sophisticated. The ultimate in high style was the ornate patterned *lacy Sandwich glass*, which achieved perfection at a factory in Sandwich, Mass., for which the technique was named.

Eventually, mechanized glassmaking superseded much of the handwork that had been the pride of generations of craftsmen. The simple purity of form wrought by America's early glassmakers was largely lost in the race to satisfy an increasing demand for ornamental glass.

Today, at the Corning Museum of Glass in Corning, N.Y., where the items on pages 58-59 were photographed, visitors can view the changing styles, colors and techniques of glassmaking's dazzling history. Its flood damage repaired, the museum is open daily 9:30 a.m. to 5 p.m., June through October, at other times daily except Monday. Admission is free. For more about our glassmaking heritage, we recommend:

American Glass by George S. and Helen McKearin, Crown Publishers, \$3; *New England Glass and Glassmaking* by Kenneth M. Wilson, Thomas Y. Crowell Co., \$14.95; and *Chats on Old Glass* by R. A. Robertson, Dover Publications, Inc., \$2.50 (paper). **END**

This year you're probably going to buy a cordless electric grass shear.

This one's from
Black & Decker.
Only \$14.99.
What are you
waiting for?



#8280

*Optional blade sharpener \$1.89

For your nearest B&D Dealer, dial as long distance (800) 243-6000 FREE, day or night
In Conn., dial 1-800-882-6500 for your B&D Dealer

This cordless electric grass shear operates on four powerful, rechargeable batteries. It has resharpenable blades.* It has steel gears, and a rugged ABS plastic housing. Plus an automatic lock-off switch. It's covered by our 90-day Rapid Exchange and a full one-year guarantee. No matter how you compare them, the B&D cordless grass shear really cuts it. And it's only \$14.99 with Charger.

expect the best from

Black & Decker
for less than you'd expect

How we almost lost our umpire to La-Z-Boy on Father's Day.



husband, Doug,
the greatest umpire in our Little
League. And, when the greatest umpire
has his heart set on a reclining chair for
Father's Day, you get it for him.
So, we gave Doug a La-Z-Boy®
La-Z-Lounger with its unique lean-back
action, its comfort padded foot
rest and lifetime guarantee. La-Z-
Lounger was almost too good to be true.
Our Father's Day gift was so good,
we almost lost our umpire. Once Doug
settled into his La-Z-Boy "lap of luxury"
he couldn't get up until dinner.

Now I picked that La-Z-Lounger as
a handsome accent to the room—with or
without a semi-retired umpire in it.

The fabric is made of Vectra® olefin
fiber. That means it protects itself
against spots, stains, moisture, fade,
abrasion. I chose basket weave but even
bold plaids and stripes have the same
tough resistance when they're made of
Vectra.

No wonder it took the entire team to
get our umpire out of La-Z-Boy and
back behind the plate. They just sat and
stared at him, wistfully, until he gave in.

If you want to put your dad on easy
seat, give him a La-Z-Lounger with
Vectra and let him alone.

**LA-Z-BOY
RECLINING CHAIRS
ON SALE NOW
FOR FATHER'S DAY**



For free color brochure
write LA-Z-BOY
Dept. 01A Monroe
Michigan 48161

Vectra Corporation

A Subsidiary of Chevron Chemical Company
Odenton, Maryland 21113

ctra®

AMERICAN HOME MENU MAKER® IN POPULAR KITCHEN COLORS



Here is the roomiest, most helpful recipe file, one that promises better organization than ever. Thousands of homemakers find these files an easy, permanent way to arrange their personal recipe collections. This unbreakable, polypropylene, pebble-finished file is light to handle and easy to keep clean.

Capacity is about four times that of the usual small file box; it contains **24 index cards** tabbed in the categories you will find most helpful. Each index card has room for your own reference notes.

60 recipes have been selected by our Food Editors, ready to clip and add to your own collection. For easy reference, an **equivalent chart** shows all measurements and equivalent quantities of basic ingredients. **100 clear-plastic sleeves** hold recipes clean and neat. You can buy more as needed. A **shopping-list pad**, including handy lists of food and household products, will make meal planning easy and take the indecision out of shopping. The pad can be reordered with the recipe sleeves.

Fill out coupon and enclose check or money order. Florida residents please add sales tax. Allow 4 weeks for handling and mailing. (Sorry, we are unable to handle Canadian or foreign orders.) Please indicate your zip code.

American Home, Dept. 3306
4500 N.W. 135th St., Miami, Florida 33054

I enclose \$_____ for the following item(s):

_____ Menu Maker Complete Set(s) @ \$5.98 each plus .65 post. & hdlg.

My color choice is: AVOCADO 61057 GOLD 61058 COPPER 61059 WHITE 61060

_____ #61061 (200 extra recipe sleeves and 1 shopping list pad) @ \$2.00 plus .35 post. & hdlg.

_____ #61062 (500 extra recipe sleeves and 2 shopping list pads) @ \$3.98 plus .35 post. & hdlg.

Send C.O.D. I enclose \$2 goodwill deposit and will pay postman balance plus all postal charges.

Print Name		
Address		
City	State	Zip Code

"In most cases," says architect Harry Bates, "a vacation house expresses how people really would like to live year round."

While he might resist being labeled solely a vacation-house architect, Harry Bates has become something of a specialist in the field. It began 10 years ago when he designed a house for himself at Fire Island, N.Y. (*AH* published the house two years later.) This led to a series of commissions—nearly all for second homes in sunny, beachy places.

Now, after designing 60 or more such houses, he has done another one for himself that is really a refined version of his first house. His enjoyment of the place is hard for him to contain: "I'm sure it's not the most beautiful thing ever built," he says, "but it's the most beautiful thing I've ever had."

Why does the house suit him so well? "It really works," he explains. "During the day, nearly all the activity is on the lower level: the pool, sun deck and shaded terrace. The terrace is on the north side of the house and is always cool. I call it 'the pool house,' even though it's not enclosed. At night when a breeze is likely to come up, we are inside upstairs, looking out across the water at the distant lights of Puerto Rico and the islands in between."

The house is set on a steeply sloping site in the most tropical part of St. Thomas (it gets the most rainfall), a spot that was a jungle of mango and palm trees when Bates bought it. And though it's only a year old, the house seems well settled into its site, thanks in large part to the landscaping planned by designer Neil Van Sciver.

Does vacation living call for a special kind of design? Definitely not, says Bates, for he believes the casual lifestyle people enjoy in their vacation homes is the true expression of what they really want: "What happens is that their everyday life tends to come closer and closer to their vacation life."

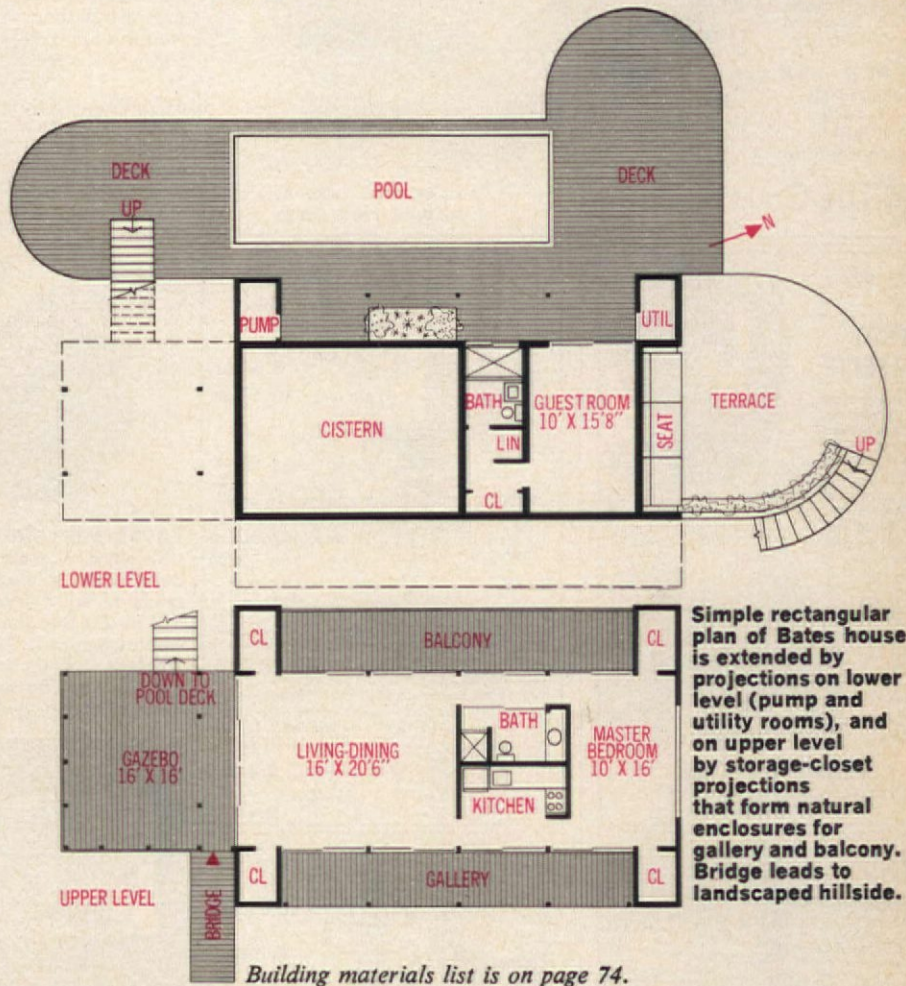
He and his clients always agree on at least one point: Nobody wants a maintenance problem. "That's the major concern, and why I usually use wood walls with the simplest finishes." Throughout his own house, Bates applied U.S. Plywood's Roughtex lap siding, a rough-finish fir plywood that also appears as the screen around and trellis over the gazebo, and as the interior wall surface. On the inside walls, a thinned-down version of the white exterior stain produces a buff tone.

The cistern built into the house (see floor plan) is a practical necessity on this

island as on others in the Caribbean. Homeowners do not have water piped in; instead, rainwater is collected from the roof of each house and stored for use. In case of shortage, water can be bought, much as fuel oil is purchased on the U.S. mainland, but because his

house is sited where rain is so abundant, Bates has never had to do this.

It's clear from what he says about his house that architect Bates has well satisfied client Bates: "If I ever do another house for myself, it'll probably turn out exactly like this one." —Guy Henle



A SPECIAL NEW STITCHERY OFFER

Nappy Cat Needlepoint Throw Pillow Makes Colorful 10x14" Pillow or Wall Hanging



NOW ONLY \$6

KIT INCLUDES
Full color canvas and
Yarn Count Guide
(Backing Not Included)

Eyes with the power to hypnotize dominate this fabulous feline face! Distinctive needlepoint kit makes a comfortable pillow that invites you to take a catnap... as a wall hanging he mesmerizes a room! Either way, bring him to life with your powers of needlepoint. Screened in full color on #10 Mono canvas, Nappy is fun and quick to work in russet orange, peach, yellow, deep blue eyes all on a black background.

MAIL 10 DAY NO-RISK COUPON TODAY!

GREENLAND STUDIOS
3992 Greenland Bldg., Miami, Fla. 33054
Enclosed is check or m.o. for


Nappy Cat Needlepoint Kit(s)
#66959 @ \$6 plus .35 postage ea.
 SEND C.O.D. I enclose \$1 goodwill deposit and will pay postman balance plus all postal charges.

Name _____
Address _____
City _____ State _____ Zip _____

SHISH-KEBAB SET \$1.98

Six skewers in their own metal frame—they're held evenly spaced in individual notches, turn quickly and freely for perfect broiling! Frame rests on outdoor grill or hibachi, or use it indoors in the broiler. All sturdy rust-resistant chrome-plated steel—10½" skewers.

#6892—Set.....\$1.98
Please add 35¢ post. & hdlg.
N. Y. residents add applicable taxes



The Country Gourmet

Dept. A6, 512 S. Fulton Ave.
Mt. Vernon, N. Y. 10550

Gift wrap

Treat yourself to easy-day wearing in an easy step-in, "wrap" A-line dress! Wrap "stays put" because it has a front zipper! Machine-washable Polyester and cotton. Denim blue with red/white check trim. 12-20; 14½-24½. \$12 plus 60¢ for hdlg. Vicki Wayne, 610-A6D, S. Country Club Rd., Tucson, AZ 85716.



LYNN HEADLEY—E

AMERICAN HOME MARKET PLACE

\$5.90

TERRY ROMPETTE

In stretch Nylon and Cotton, with elasticized top and legs; built-in French bra, rope tie belt. For sunning, exercising, lounging. Aqua, White, Hot Pink, Sun-Gold, Lime or Lilac. Sizes S, M, L.

\$5.90
plus 40¢ post.

(Sorry no COD's)

Satis. Guar.
IMMEDIATE DELIVERY



VICKI WAYNE

610-A6M-So. Country Club Rd.,
Tucson, Arizona 85716



CURTAIN CHARM
In White Ruffled Permanent Press

Tieback
45", 54", 63"
72" long..... 8.50 pr.
81", 90" long... 10.50 pr.

Tiers
24", 30", 36"
40" long 6.00 pr.

2 pair to window as shown 12.00
(All pairs 80" wide)
Matching Valance
10" x 70".... 3.00

Write For Free Brochure

Our white ruffled permanent press curtains have all the original New England simplicity, warmth and handmade look for every room in the house. Practical, long-wearing, these white permanent press curtains will retain their crisp appearance with a minimum of care. Satisfaction guaranteed. Check or money order. For orders under 5.00 add 75¢ hdlg. Orders over 5.00 add 1.50 hdlg. Sorry, no COD's. Mass. res. add 3% sales tax.

COUNTRY CURTAINS

At The Red Lion Inn
Stockbridge, Mass. 01262 Dept. 61



Lovable crystal bluebird

"Bluebird of Happiness" in lush deep blue is a chubby charmer made of solid crystal. It's signed by famous Swedish artist, "Tyko," who designed it. A treasured masterpiece to keep or give. \$5.50; 2, \$10.50. Add 75¢ hdlg. Ferry House, AH6, Briarcliff Manor, NY 10510.



Gifts-for-all catalogs!

It's fun finger-shopping through "get or give," idea-filled catalogs from Lillian Vernon. Even more to order "things." Get a catalog now—the other 2 are coming off the press! Send \$1.00 to Lillian Vernon, Dept. A61, 510 So. Ave., Mt. Vernon, NY 10550.



ADDRESS LABELS with NICE DESIGNS

Any Initial, American Flag, Pine, Gull, Palm, Roadrunner, Saguaro, Rose (Also, Texas Flag, Maple Tree, Treble Clef, Palette). Up to 20 letters per line, 4 lines. Printed in black on white or gold gummed labels 1½" x ½". In plastic box, 500 on white or 250 on gold, \$2 ppd. Or on Deluxe Size, 1¾" long, \$3 with design or \$2 without, ppd. Specify Initial or Design desired. Via air, add 33¢. Bruce Bolind, 166 Bolind Bldg., Boulder, Colo. 80302. Thank you kindly!



LIFE LONG ID TAG FOR PETS

Don't worry about your dog or cat getting lost. This Identification Tag has all the necessary information for his safe return — pet's name, your name, address and phone number — all embossed FREE. Lifetime polished stainless steel, complete with collar hook. \$1.00 ppd. Satisfaction Guaranteed.

WEST-BERG ENTERPRISES, LTD.

Dept. 308, 2842 E. Serendipity Cr.
Colorado Springs, Colorado 80917



Grandfather's sampler

Or Grandmother's "if mother says no, ask grandmother." Each has all you need to colorfully cross-stitch on stamped oyster linen plus 8½" x 16" wood frame in maple or mahogany finish. \$3.75 each kit. Add 45¢ hdlg. Victoria Gifts, 12A Water St., Bryn Mawr, PA 19010.



It's good business!

Carry your bills in a handy money clip of sterling silver bears your personal business. The card you send is photographed and reproduced on the clip. 1½". Great gift idea, too! \$1.35 plus 35¢ hdlg. Holiday Gifts, 606-C, Wheatridge, CO 80033.

FURNISHED IN EARLY AMERICAN?

Send 25¢ For Famous Sturbridge Catalogue "1,000 Items For Furnishing An Early American Home"

Everything in Early American. All by mail at modest prices. Money-Back Guarantee even includes shpg. chgs. both ways.



STURBRIDGE YANKEE WORKSHOP
the Nation's Center for Early American

463 Brimfield Turnpike, Sturbridge, Mass. 01566



TIFFANY LAMP

\$10.95
plus \$1.00 postage

SEND 25¢ FOR CATALOG

Beautifully hand-woven of natural rattan. Completely wired with on/off switch, 9 ft. rattan chain & bracket.

Shade is 10" dia. x 9". Painted in white, yellow, green, pink, orange, blue or black add \$2.00. Use up to 100 watt bulb.
VISIT OUR WAREHOUSE SHOWROOM
FRAN'S BASKET HOUSE Dept. AH6
89 W. Main St., Rockaway, N.J. 07866



Sweet 'n soft sandal

"Heather" in glove-soft leather is so-o-o comfy with cushioned insole. A sure-foot hit for casual or dress wear. 1" heel. Black, white, or beige. 4-12, N, M, W. \$10.95 plus 75¢ hdlg. Sizes over 10, add \$1. Sofwear Shoes, AH6, 1711 Main, Houston, TX 77002.



Planning a home?

Plan book features houses floor plans by Richard Pollman. Styles from Tudor to Contemporary. For all budgets from low-cost country estate. \$2. Free literature on home categories upon request. Home Planners, AHE673, 1 Grand River, Detroit, MI 48226.

If You Can Lick a Stamp - You Can Lick Your Weight Problem!

Now, if you don't lose weight, you *can't* lose money.

Because Northwestern Pharmaceuticals will *not* deposit your check or money order for four weeks *after* your order is mailed. That'll give you plenty of time to receive it, try it—and see for yourself that it really works for *you*.

If—for *any* reason—you're not thrilled with the results, all you have to do is return the unused portion within the four weeks. Your *uncashed* check or money order will be sent to you by return mail!

Here's why Northwestern dares to make this unusual guarantee:

In the first place, it's a *proven* product. Northwestern's Weight-Loss Plan has been on the market for over 11 years. Hundreds of thousands have tried it—and less than 2% have asked for their money back! And if you have any questions about its safety or potency, Northwestern urges you to check with your doctor.

It's a *different* product. Northwestern's Weight-Loss Plan is different—and effective—in all these ways:

First—It's your plan... *your* age, *your* height, *your* weight, and how much *you* want to lose... these things are all taken into account when *you* select *your* Plan! The truth is that if you need to lose 50 pounds, you need a different kind of diet than someone who needs to lose 10. And you get it.

Second—You choose the foods you like best. Most diets fail because they're so limited or tasteless that you start cheating. Then you get discouraged and give up—or go on a real food binge. Northwestern *expects* you to cheat. *Their* plan *encourages* you to treat yourself to satisfying amounts of such foods as pie with cream topping, pastries, ice cream sundaes, cheese-cake, waffles with maple syrup, nutty brownies, mashed potatoes and gravy, creamy salad dressings, milkshakes, creamed vegetables, chili con carne, chow mein, beef stroganoff, and fried chicken!

Northwestern's Plan not only "allows" these diet-breaks—they actually include the special, delicious recipes!

Third—Your diet is automatically "adjusted"... as your weight goes down. You don't follow a 500-calorie diet or a 1000-calorie diet. In fact, you don't count calories at all! But as you reach your weight goals, you "automatically" eat less—and keep on losing weight.

Fourth—You'll lose... without starving! Follow the Plan and you don't ever have to leave the table feeling hungry! You can even eat out or go on a picnic—and no one will guess that you're "dieting!"

Fifth—It's inexpensive! You get everything you need to know and everything you need to take for 60 days. Tablets that supplement food and safeguard your health, but play no role in weight loss, are included at no extra cost. And the full price is just \$5.50—less than a dime a day!

How much weight you lose and how fast you lose it obviously depends on you, but here are some excerpts from unsolicited, unusual letters. They were mailed to Northwestern with reorders:

Teenager lost 14 pounds

"I am sixteen years old and have been on the diet for two weeks, and have lost fourteen pounds."

'Lost 18 pounds'

"Without the fear of getting off my diet or nervous tension, I have lost 18 pounds. Thanks to you, I look human again."

Lost 13 pounds in 3 weeks

"Your diet plan is wonderful. Have lost 13 pounds in 3 weeks."

'Wonderful list of foods'

"I have enjoyed being on your diet, and the results have been more than I expected on a diet of this nature, that includes such a wonderful list of foods. I was getting desperate, for I found I could not leave food alone. Now I'm back in my size 9 again."

'You don't get hungry!'

"I started 30 days ago. At that time I weighed 197 pounds. Today I weigh 186 pounds. I feel much better and everyone tells me how much better I look."

"P.S.: Your formula gives you so much to eat that you don't get hungry."

Mother lost 37 pounds

"My mother took them for 6 months and is down to 138 pounds. She weighed 175. I would like to order."

'Down to size 12'

"It has done wonders for me. I was a size 18 last year and am down to size 12 now."

'Painless way to diet'

"The first week I lost weight and didn't realize it until I weighed myself and took my measurements. Thank you for a wonderful and painless way to diet."

Lost 30 pounds in 2 months

"I lost 30 pounds and 2 dress sizes with a 2-month supply. It was out of sheer desperation that I answered your ad in the Chicago Sun-Times. Believe me, I will be eternally grateful."

'Easiest way to lose'

"It is the easiest way I ever lost weight. I have lost 37 pounds."

'Shots and pills couldn't help'

"I am extremely overweight and found that shots and pills could not help me because of my nervousness. I tried your plan, starting September 25th and to this date, October 13th, I have lost 12 pounds. The best thing is I am much happier and more active, with no 'nerves'."

'No ill-feelings, nervousness'

"It has been approximately 2 years since I last took your product. At that time I took it for three months and lost 40 pounds. Never for one minute did I experience any ill-feelings, nervousness or weakness. Having had another addition to the family, I once again need your assistance."

'Weight stayed down'

"I lost 30 pounds in only 12 weeks of following the plan and after four more months I have not gained any of it back. I had tried every other diet in the past 20 years and this is the first time my weight stayed down after losing."

And Northwestern is so sure their Plan will work for you that they won't cash your check 'til *you're* sure. You *can* lose weight—*can't* lose money. Why not fill out and mail the Agreement right now?

© 1973—Northwestern Pharmaceuticals
466 North Western Avenue
Los Angeles, California 90004

Agreement

Northwestern, Dept. 90-D
466 North Western Ave., Los Angeles, California 90004

Please rush my complete 60-day Northwestern Weight-Loss Plan! I'm enclosing my check or money order for \$5.50. Do NOT deposit it for 4 weeks AFTER my order is mailed. If, during that time, I send back the unused portion, you'll put my UNCASHED check or money order in the return mail.

(Please print)

NAME _____

ADDRESS _____

CITY _____

STATE _____

ZIP _____

SORRY—NO C.O.D.'s!

For Our Records:

Sex: M F Age _____

Height: _____ft. _____in.

Weight now: _____

Weight goal: _____

How to Double Your Money in Collector's Plates

Guaranteed Return With No Risk

If you would like to know about the booming new market in collector's plates, we have just prepared an explanation with a free booklet telling how you can guarantee a return of at least 30% per year on your investment with no risk whatsoever—while continuing to own and enjoy the beauty of true works of art. We show how you can get started with as little as \$12.00.

The "secret" of course is in knowing what plates to buy and when.

JULY 15 CLOSING—We have been named the exclusive subscription agents for the first-edition Limoges Lafayette Legacy plate which we know to be an absolute "sure thing."

We will be glad to include an opportunity to subscribe to this unique double-or-triple-money value at issue price if your request for our booklet is



postmarked by July 15, 1973 (midnight).

We have no salesmen, and of course you incur no obligation.

BRADFORD GALLERIES EXCHANGE
1000 Sunset Ridge Road, Northbrook, Ill. 60062

SEND NO MONEY

TO: Bradford Galleries Exchange

Please send me free of charge your booklet on how, without risk, I can double my money in collector's plates.

Name _____

Address _____

City _____

State _____

Zip _____

A2-7-4

TAKE A STEP TOWARD YOUR Nor-Wes Cedar Chalet



Islander Model by Nor-Wes

Nor-Wes has 12 different designs of exciting Chalets all expertly made of superb quality Western Red Cedar — delivered anywhere with components pre-cut and numbered ready for assembly.

BIG NEW INFORMATION PACKAGE

- Send \$3 for comprehensive kit—
- 24-page color brochure with plans & prices.
- 2 cut-out model kits for table-top assembly.
- Color photos of furnished chalet interiors. (24-page brochure only — \$1.50 airmail)

1075 MARINE, NORTH VANCOUVER, (DEPT. M4)
B.C. CANADA. TEL: 604-988-9221

Nor-Wes
CEDAR CHALET LTD
IN THE HEART OF THE WESTERN RED CEDAR COUNTRY



EARLY AMERICAN SCENES come to life in easy-to-do cross-stitch sampler. Each kit includes stamped natural Belgian linen, bright colored floss, and simple instructions. Framed size 10" x 10". Allow 3 weeks for delivery.

Red Barn Kit (shown).....	\$1.75
Little Red Schoolhouse Kit.....	\$1.75
Covered Bridge Kit.....	\$1.75
Old Mill Kit.....	\$1.75
Lighthouse Kit.....	\$1.75
Spirit of '76 Kit.....	\$1.75
Minute Man Kit.....	\$1.75
Wood frame, 10" x 10", mahog. finish.....	\$1.50
Wood frame, 10" x 10", maple finish.....	\$1.50

PLUS 45¢ POSTAGE & HANDLING

Pa. Res. Add 6% Sales Tax.

Sorry No COD's

VICTORIA GIFTS

12-A Water St., Bryn Mawr, Pa. 19010



Says who!

Press-on self-stick address labels do in black ink on gold, silver, white, blue, pink, or yellow labels. Any message up to 26 letters a line, up to 4 lines. 1 1/2 x 1/2". Nifty to identify books, tools, etc., too! 225 for \$3; 450, \$5; 1000, \$10. Bolind, AH6, Boulder, CO 80302.




Spark a romantic table

Floating flower candles scrumptious set of 6 posies ferent colors and scents burn 2 hours each. 2 1/4". Float in a snifter, etc. \$1.98. 2 sets, \$3. Add 35¢ hdg. From The Co Gourmet, Dept. A6, 512 S. Ave., Mt. Vernon, NY 10550.



Curtain call

Wide ruffles on these fluffy curtains of bleached preshrunk muslin create window flattery any season. 4 1/2 in. wide ruffles! 84 in. wide per pair. 45, 54, 63, 72 in. long, \$8.75 per pair. 81 and 90 in., \$9.75. Add \$1.50 hdg. Country Curtains, AH6, Stockbridge, MA 01262.



For the b-a-b-y

Treat your precious little bundle wholesome meat, vegetables. Baby food grinder "does it". S Compact. Easy to clean, sterilize. For anyone with chewing problems. White. \$5.45 plus 80¢ hdg. log, 25¢. House of Minnel, Deerpath Rd., Batavia, IL 60510.



Large view in sight

Having a big struggle with little words or numbers? Page Magnifier makes it easy to see maps, phone books, etc. at a glance. 7x10-in. sheet is ideal for home, office or car. \$1.98 plus 20¢ hdg. Anthony Ent., Dept. AH6, 585 Market St., San Francisco, CA 94105.



Good 'n' tough

Nail trouble? You'll want to try excellent nail toughener, "ette." Apply under tip of each for 3 days. You may even be able to pull tacks without breaking a Great! \$3. Fleetwood Co., Dept. XX-43, 4295 S. Ohio St., Michigan, IN 46460.



Birthday? Anniversary?

Why not give a "back then" dated front page copy of the New York Herald Tribune! You pick the date, any day from Jan. 1, 1900 through Dec. 31, 1964. Fun to recall or find out the other big news of that special day. \$2. Holiday Gifts, Dept. 606-B, Wheatridge, CO 80033.



Meant for each other

Lovely, sparkling engagement and wedding band set in sterling silver are ablaze with beautiful man-made Diamex gems, including the 1 ct. center stone. \$18.95. Catalog plus a Diamond Gem, \$1.25. Diamaze, Dept. A Dr. A, Howard Beach, NY 11414

Fat Girl's Diet

By **ADRIANA** of **FLORIDA**

4649 Sunrise Sta., Dept. 5776-B Fort Lauderdale, Florida 33304



YOUR CHOICE:
50¢

These are my favorite diets—personally selected by me. They were recently revised and updated. Each diet printed in its own little book with large clear type and pictures. Intended for every type of "fat" girl—tall or short, big eater, cake and candy lover, teenager or housewife, and grandmother of course! I invite you to take your pick. Choose the diets

you like at **my risk!** Probably one or more will be the right ones for you.

MONEY BACK GUARANTEE

You can't lose a penny. So pick the ones that suit your fancy...your likes and dislikes.

Adriana
THE DIET SPECIALIST

A—HOW TO KEEP THIN After reducing. The true way to keep off pounds and inches... 50¢
B—THICK WAIST? Fat belly? Ask for Diet "B" and stay with it 50¢



C—YUMMY EGG DIET. This diet reduces you 4 to 29 pounds, melts off 2 to 5 inches overall 50¢



D—HI-PROTEIN DIET. Drops off pounds and inches but keeps you content and peppy 50¢



E—BANANA DIET. It's so delicious... filling and easy to follow. without regrets .. 50¢

F—ADRIANA'S STOP DIET for slimming that fat stomach without drugs 50¢

G—3 DAY CRASH DIET and activity program to shed overweight. It's great for slow starters. You'll rave about it... 50¢



H—SWEETS & CAKE LOVERS! Try this popular diet. You'll love it 50¢

I—WANT TO LOSE 7 LBS? This is it! Detailed instructions ensure success 50¢

J—14 DAY PLAN to flatten tummy for that important occasion 50¢

K—SPECIAL DIET "K". Shows you how to reduce fat hips, thighs, and all over body. Guaranteed to satisfy 50¢

L—ADRIANA'S BEST RECIPES. Tasty way to lose pounds and inches 50¢

M—"FLUID LOSS" DIET. Goes low on salt, but gives heavenly rice dishes 50¢

N—SPEEDY REDUCING IDEAS by Adriana of Florida. What every reducer has been searching for 50¢



O—12 NICE MENUS for breakfast, lunch, dinner. Slim down without starving yourself 50¢



P—POUND-A-DAY WONDER DIET. Use it once or twice a month—exactly as outlined for fast results 50¢



Q—POPULAR 18 DAY DIET. Naturally you'll lose lots of fat and lop off inch after inch from stomach, thighs, legs, arms. Saves money on clothing also 50¢



R—LIQUID DIET. It's my quick starter! Helps control appetite while you lose pound after pound 50¢

S—ADRIANA'S S.O.S. DIET. Shows how to lose weight from entire body. Try it and see! now 50¢

T—ODD DAY DIET. My latest one! You'll love it because it works with your will power. not against it 50¢

PLEASE CHECK OFF DIETS YOU WANT TO TRY AT MY RISK

3-FREE GIFTS-3

The useful gifts listed below are yours to keep—when you order all 20 diet books at reduced price of 6.75. Add only 25¢ for reg. postage or \$1 for Air Mail. Each diet printed in an attractive little book that fits pocket or purse. Quality paper! Big, clear type and pictures. Remember all 3 gifts listed below are yours **free to keep**—even if you should return books for refund.

[GIFT A] **Magi-Coded Calorie Calculator** that lists 500 different foods with magic codes for Dieters. No calorie counting needed!

[GIFT B] **Weight & Measurement Charts.**

[GIFT C] **Yearly Maintenance Plan** for all dieters who want to keep off fat and ugly bulges.

© 1973—Adriana of Florida

ADRIANA of FLORIDA

4649 Sunrise Sta., Dept. 5776-B, Ft. Lauderdale, FL 33304

Please enclose check or cash as follows:

Any 5 only \$1.75 Any 10 only \$3.75

SPECIAL: ALL 20 DIETS RUSHED FOR ONLY 6.75
(3 FREE GIFTS INCLUDED WITH ABOVE OFFER)

ABSOLUTE SATISFACTION GUARANTEED OR MONEY BACK

ADD 25¢ POSTAGE TO EACH ORDER


Please list diets wanted by letter:

Print Name _____

Address _____

City _____ State _____ Zip _____

RUSH AIR MAIL SERVICE—ADD \$1 TO ORDER.



CATNIP SCRATCHING BAR

Carpet covered horizontal post-treated with catnip—lures kitty away from furniture to do her scratching. Can be re-treated with catnip as needed. Includes rubber ball on coil spring for kitty capers. 19"—pine finish trim.
\$3.95 plus .95¢ P&H. Ill. Res. Add 5% Tax. Gift Catalog .25¢

HOUSE OF MINNEL

Deerpath Rd., Dept. 163, Batavia, IL 60510

Edward G. Robinson says:

"SAVE YOUR HEART"



with a **STAIR-GLIDE®** stairway elevator

RENTAL-PURCHASE Program Available

Your STAIR-GLIDE® installs easily and in less than 2 hours. No marring walls or stairway. No special wiring required. Shipped directly from factory within 3 days. STAIR-GLIDE® . . . the nation's largest selling stairway elevator!

USED BY THOUSANDS: CARDIAC PATIENTS, ARTHRITIS, SENIOR CITIZENS, RESTRICTED PHYSICAL ACTIVITIES, POST OPERATIVES . . . and household convenience.


WRITE FOR FREE BROCHURE AND NAME OF DEALER NEAREST YOU.

AMERICAN STAIR-GLIDE® CORP.

201 West 80th Terrace, Dept. AH-6
 Kansas City, Missouri 64114

Isn't it time you planned to MAKE YOUR WILL?

Why delay? Be sure your wishes and possessions will be handled as you desire. Get full details with this Will Kit. Includes 4 WILL FORMS and up-to-date 64-pg. booklet, "What Everyone Should Know about Wills", written by a prominent attorney. Answers all questions. Tells what to do. Gives examples of wills. FREE: "Personal Assets Record", "Duties of Executor" and "Valuable Papers Portfolio."



Complete Will Kit only \$2.00—2 for \$3.75. Michigan residents please add 4% for sales tax.

HANLEY'S, DEPT. A-12, P.O. Box 554
 22502 Orchard Lake Rd. Farmington, Mich. 48024



EXTRAVAGANTLY JWELED SANDALS
"DAWN"—square-cut multicolored "gems" set in individual gold-toned mountings. Soft, foam-cushioned insoles, 1½ inch heels. Adjustable back straps. Choice of Gold or White leather. Sizes: 4 through 12, Narrow, Medium or Wide widths. Also in Black Suede. Narrow and Medium only. All colors, \$11.95. No half sizes over 10. \$1.00 extra per pair for sizes over 10. Add 75¢ postage for each pair ordered. Refund if not delighted. Free catalog. SOFWEAR SHOES, Dept. D, 1711 Main, Houston, Texas 77002.

BLOW YOURSELF UP TO POSTER SIZE

A great gift or gag idea. Ideal room decoration . . . Perfect for parties. Send any b&w or color photo, polaroid print, cartoon or magazine photo. For slides and negatives add \$1.00 per poster ordered. Better originals produce better posters. Giant b&w poster mailed in tube.

1½ FT x 2 FT \$2.50
3 FT x 4 FT \$7.50
RUSH SERVICE. Posters only. Shipped 1st class in 1 day. Add \$2.00 per poster ordered. No slides.



2x3 FT. \$3.50

PHOTO JIGSAW PUZZLE from any photo
 1 x 11½ ft.—\$4.49; 8x10"—\$2.49; 11x14"—\$3.49
 Your original returned undamaged. Add 50¢ for postage and handling for EACH item ordered. N.Y. residents add sales tax. Send check, cash or M.O. (No C.O.D.) to:
PHOTO POSTER, INC.
 Dept. AH63, 210 E. 23 St., New York, N.Y. 10010

How to Housebreak Your Pet



Train-O-Mat® makes it easy

No more stained carpets. When dog scents chemically-odorized mat, instinct says, "Here's the spot." No fuss or bother. Mats are disposable; both pole and 18" square holder are washable. Kennel-tested. Satisfaction or money back.

Holder & 2-mo. supply of mats 4.98 ppd
 Holder & 6-mo. supply of mats 6.98 ppd
 Attachable 12" pole for male add 50¢

G & G RESEARCH

Box 12274-90 Dallas, Texas 75225

ARE YOU A RECIPE CLIPPER?



Do you love to clip recipes from newspapers or magazines—and then have no place to put them? We have the answer! Our pretty Recipe Book has clinging, transparent cover sheets. Simply cut or tear out recipes, and slip them under the magic-grip sheets. No glue or tape needed! Pages measure 5¼"x8" and have 20 sides to store recipes for quick, clean, easy reference.

\$3.50 each; 2 for \$6.50. Add 45¢ postage.
FERRY HOUSE, Dept. H-8, Briarcliff Manor, N.Y. 10510

ADJUSTABLE T.V. POLES

Hold your portable T.V. right where you want it without awkward tables or stands. Takes any width, up to 14" deep, 17" high. Black decorator pole has spring tension rod to adjust to 7½ to 8½ ft. ceiling heights. Can be set up in Hi or Low position. Hi position is great for reclining watchers!

Made in U.S.A.
\$12.95 Ppd.
 We ship in 24 hrs. Extension for higher ceilings, add \$3.00

Write for FREE catalog
Holiday Gifts
 Dept. 606-A
 Wheatridge, Colo. 80033

PROFESSIONALTIPS®

PAINT YOUR HOME, APT. OR ROOM
 Stain and finish wood or refinish furniture. Step by step instructions will save you time, money, work, and you will avoid those costly mistakes. Send for booklet prepared for you by experienced craftsman, licensed painting contractor and former vocational instructor. Send \$2.00 to ProfessionalTips, Box 939, Morro Bay, Calif. 93442

THE AMERICAN HOME MAGAZINE GARDEN CENTER

Finest Value
IRIS
7 FAMOUS \$3
VARIETIES
 (Min. \$7 Value)

7 Magnificent "Rainbow" Colors!

Huge price cut on popular perennials. Save 57% on hardy, fully guaranteed and easily grown Iris! Lovelier each year. 1 each amethyst, blue, black, bicolor, orchid-pink, red and yellow. Special \$3 ppd. price in 48 States includes ALL 7 Iris plus 96-page color catalog (no C.O.D.). Offer ends Aug. 1. Or send 50¢ for catalog only.

GILBERT H. WILD & SON, INC.
 DEPT. AH-673 Sarcoux, Mo. 64862

Schreiner's IRIS

BOOK IN COLOR!
 Lists over 400 gorgeous iris—300 pictured in natural color. 72 pages of dwarf, tall bearded, siberian, spuria iris. New colors—how to plant—special offers—brimful of information. "Iris Lover's Catalog."

Send 50¢ for your copy TODAY!

SPECIAL: RAINBOW ASSORTMENT of 8 different kinds, labelled and postpaid. A#1 Oregon Grown roots and the catalog for . . . \$6.00

SCHREINER'S GARDENS
 3624 Quinaby Rd., Salem, Oregon 97303



Follow the Sundots
 "Dot" these glare cutters front windows to stop sun. Car visors are "limited," dots can be moved about, cling instantly. Cut light but have see-through safety. \$2.95. West-Berg, Dept. 4749, Colorado Springs, CO



Gay garden pool
 It's easy to install this garden pool. Needs no plumbing. Capped pot takes 1 to 3 bulbs (1 comes with pot). Propolen. Aqua color. 3'5" deep. \$3.98; 2 for \$7.65. hdg. Michigan Bulb, Dept. 1402, Grand Rapids, MI



More power to you!
 Troy-Bilt is a great roto tiller as a compost shredder. Turns any garden into a "compost pile." It takes a hand to operate; even ladies easy! For details, prices, of savings, write: Troy-Bilt 31006, Troy, NY 12180.

?
 IF YOU WOULD LIKE TO FIND OUT HOW TO PLACE AN ADVERTISEMENT IN THE AMERICAN HOME MARKET PLACE, VISIT THE AMERICAN HOME MAGAZINE, DEPT. 641 LEXINGTON AVE., NEW YORK, NY

FREE 1973 CATALOG

100 pages NO DEALER OR JOBBER PROFITS TO YOU

Finest imported silks, diamonds, ring settings, foods, candies, cookbooks, brassware, fine crystal, clothing, purses, cut and sew animal pillows, miniatures, candle molds, and much more.

Address: Dept. C
HERTER'S INC. SINCE 1893 WASECA, MINN.

FABULOUS NEW ART CONCEPT TURNS ANY PLAIN WALL INTO A
"MAGIC WINDOW"



**12 Beautiful Nostalgic Oil Paintings
 Displayed In A Rustic Window Frame
 Reproduced As A Dramatic Art Print For Your Home**

Imagine the delight of turning a drab, barren, windowless wall into a cheerful window on the world...a colorful "Magic Window" with 12 different nostalgic scenes... warm, familiar scenes that bring back fond memories of happy childhood days, unforgettable friends and magical moments of yesteryear.

**This Unusual Art Print
 REQUIRES NO PICTURE FRAME!**

Another unique feature of this unusual art print is that it does *not* have to be framed. All you do is mount it on an inexpensive piece of flat backing and simply hang it on the wall. The 12 colorful scenes are *already* "framed" by the realistically printed rustic window frame.

And it's almost life size—22¼" wide by 21½" high—on fine art stock in full color.

**LIMITED EDITION...
 MAIL COUPON TODAY**

Although another printing of this wonderful art print is already planned, the supply on hand is truly limited. If you would like to transform a barren wall into a colorful, "MAGIC WINDOW," we urge you to mail your order today. The cost of this unusually lovely art print is only \$1.98 and is sold on a Money Back Guarantee. To avoid any possibility of delay, please mail coupon today.

**Cadence-Castle, Ltd.
 Art Division MW-206
 89 Seventh Ave., New York, N.Y. 10011**

Please send me the full color art print "MAGIC WINDOW" (21½" x 22¼") for only \$1.98 on full money back guarantee. (Please add 25¢ for postage and handling.)
 Enclosed is \$ _____

Name _____ (Please PRINT Clearly)

Address _____

City _____

State _____ Zip _____

SAVE MONEY!
 Order 2 "MAGIC WINDOWS" For Only \$3.49 We pay all postage and handling. Extra print makes a lovely gift for any occasion.

 **Cadence-Castle Ltd.**
 DIVISION OF CADENCE INDUSTRIES CORPORATION
 89 Seventh Ave., New York, N.Y. 10011

Beautify your glass windows, glass doors and every part of your home, with these magnificent, full color

"STAINED GLASS BIRDS"



SET OF 3 ONLY

\$1.00

Like the fabulous windows of great cathedrals and stately mansions, these beautiful "stained glass" reproductions add instant color and charm to your home, your car and any glass surface.

Completely transparent, light flows through and fills your rooms with vibrant hues, and dazzling brilliance.

The "stained glass" reproductions are self-adhesive, clear, flexible vinyl. They can be applied on either side of a window or glass door—colors are equally clear and bright on both sides. The cheerful beauties are fade-proof, washable, weatherproof and removable.

They'll enhance your windows, mirrors, doors, refrigerators, lampshades, briefcases, handbags, school book covers, bicycles, wastebaskets—anything and everything with glorious design and color.

IDEAL FOR PREVENTING GLASS DOOR ACCIDENTS

Beauty isn't the only virtue of these delightful birds. Protect your children, visitors, pets,

COME IN OR MAIL

American Consumer Store

American Consumer Store, 741 Main Street
Stamford, Conn. 06904. Store Hours: Monday
thru Friday 10 A.M. to 4:30 P.M. Dept. SB-7

even yourself, from those accidental encounters with glass doors—doors that often appear to be a clear opening. The "stained glass" birds are a lovely, yet inexpensive, way to insure the safety of your loved ones. They make great gifts for children—adults, too! Mail the coupon today.

(Come in or mail no risk coupon)

American Consumer Store
Dept SB-7
741 Main Street
Stamford, Connecticut 06904

Please send me _____ sets of "Stained Glass" Birds at \$1.00 each set. SPECIAL! 3 sets (9 birds) only \$2.50.

Amount enclosed \$ _____

Check or money order, no COD's please. Please include 25¢ to partially cover postage and handling.

Name _____

Address _____ Apt _____

City _____ State _____ Zip _____

DO NOT WRITE IN THIS SPACE

SB
ITEM

QUANT.

\$ _____
AMT.

(Connecticut residents add sales tax.)

Do you want a manicure or
a pair of mittens?"



"It's dishwashing,
Madge."

**"Ever try Palmolive
Dishwashing Liquid?
It softens hands
while you do dishes."**

Palmolive® Liquid is a lot more than just mild. Suds last from the first glass, clean through to the last greasy pan. And it softens hands while you do dishes.

softens
hands
while you
do dishes

PALMOLIVE
DISHWASHING
LIQUID

Micronite filter.
Mild, smooth taste.
For all the right reasons.
Kent.

© Lorillard



America's quality cigarette.
King Size or Deluxe 100's.

Kings: 17 mg. "tar," 1.1 mg. nicotine;
100's: 19 mg. "tar," 1.3 mg. nicotine av. per cigarette, FTC Report Feb. '73.

Warning: The Surgeon General Has Determined
That Cigarette Smoking Is Dangerous to Your Health.